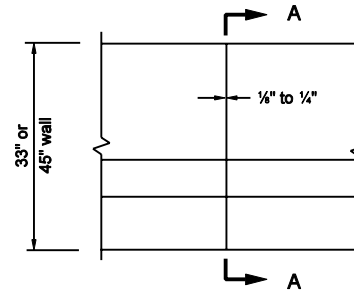
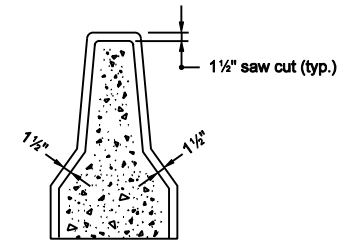


2-1" x 1'-6" dowel bars located on vertical centerline and coated with an approved material to break bond.

JOINT A

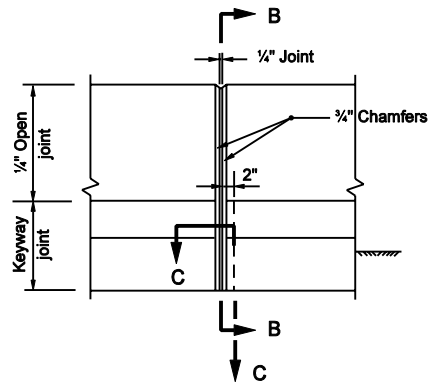


JOINT B

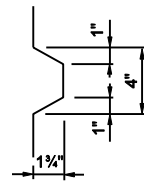


SECTION A-A

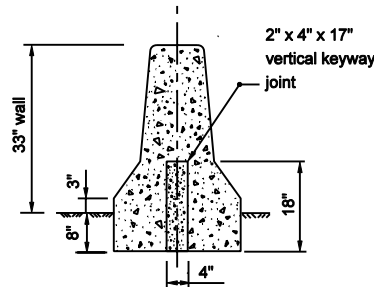
FORMED IN PLACE OR SLIP FORMED JOINTS



JOINT C



SECTION C-C



SECTION B-B

PRECAST JOINT

NOTES :


1. See Standard Drawing E 602-CCMB-01 for joint placement.

INDIANA DEPARTMENT OF TRANSPORTATION

CONCRETE BARRIER JOINT

MARCH 2003

STANDARD DRAWING NO. E 602-CCMB-02



/s/ Richard L. VanCleave 3-03-03
DESIGN STANDARDS ENGINEER DATE

/s/ Richard K. Smutzer 3-03-03
CHIEF HIGHWAY ENGINEER DATE

DESIGN STANDARDS ENGINEER