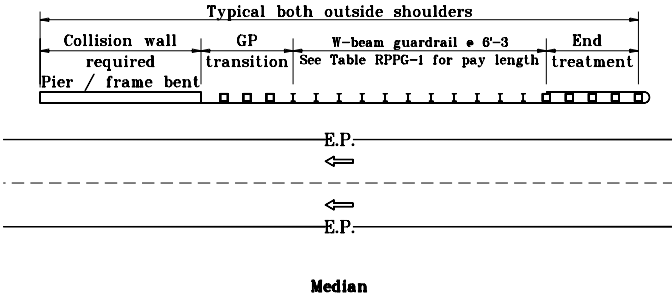
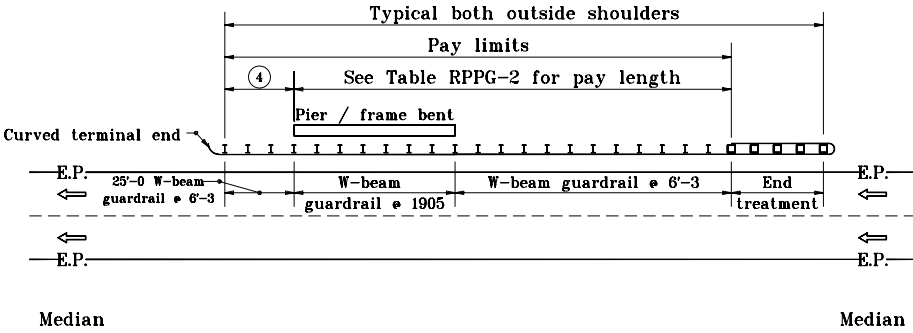


GENERAL NOTES


1. This drawing shall be used where W-beam guardrail is specified along the outside shoulder of a multi-lane divided roadway to shield the piers of an overhead structure.
2. The details on this drawing are typical guardrail layouts for shielding the piers of single or tandem overhead structures. The required length of guardrail shall be determined in accordance with Tables RPPG-1 and RPPG-2, and shall be as shown on the plans.
3. Dimensions and details not shown on this drawing shall be as shown on the plans.
- ④ Rectangular plate washers shall be installed at each post along this section.
5. See Standard Drawing E 601-RPPG-03, for tables RPPG-1 and RPPG-2.



MULTI-LANE DIVIDED WITH SINGLE OR TANDEM OVERHEAD STRUCTURES AND SHOULDER PIER TO E.P. ≤ 16'-0



MULTI-LANE DIVIDED WITH SINGLE OR TANDEM OVERHEAD STRUCTURES AND SHOULDER PIER TO E.P. > 16'-0

INDIANA DEPARTMENT OF TRANSPORTATION	
ROADSIDE PIER PROTECTION GUARDRAIL	
APRIL 1995	
STANDARD DRAWING NO. E 601-RPPG-01	
	DETAILS PLACED IN THIS FORMAT 11-15-99 /s/ Anthony L. Uremovich 11-15-99 DESIGN STANDARDS ENGINEER DATE
DESIGN STANDARDS ENGINEER	/s/ Firooz Zandi 11-15-99 CHIEF HIGHWAY ENGINEER DATE ORIGINALLY APPROVED 4-03-95