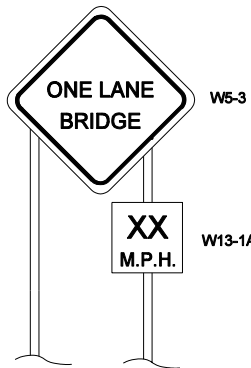


W5-2

W13-1

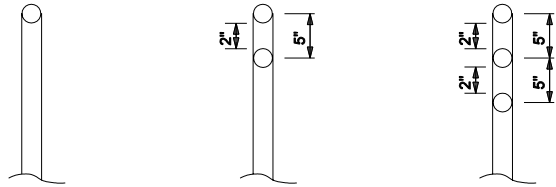
**SIGNAGE REQUIRED AT NARROW BRIDGE  
ON TWO LANE ROADWAY**



W5-3

W13-1A

**SIGNAGE REQUIRED AT ONE LANE BRIDGE  
ON TWO LANE ROADWAY**



D-1 delineator post with one 3" dia. white delineator

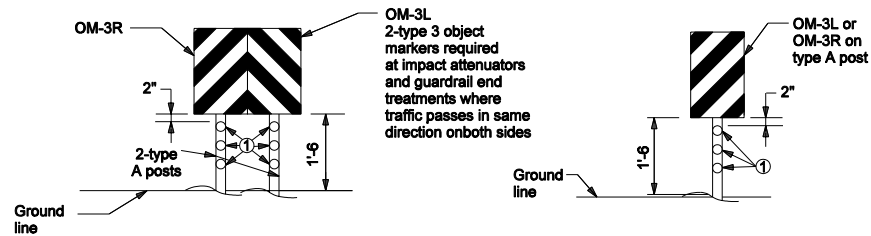
D-2 delineator post with two 3" dia. white delineators

D-3 delineator post with three 3" dia. white delineators

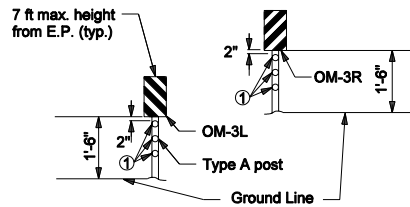
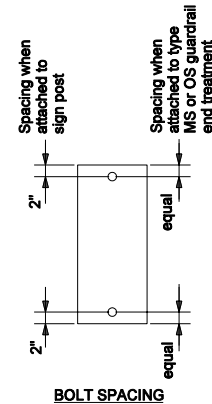
**DELINEATORS WITH POSTS**

**NOTES**

- ① Delineators:  
OM-3L: 3 amber buttons on 5" centers  
OM-3R: 3 white buttons on 5" centers
- ② Diagonal stripes similar in design to the Type 3 object marker, that have been applied by the manufacturer of approved impact attenuators or guardrail end treatments will be permitted in lieu of the object markers shown herein.



**TYPE 3 OBJECT MARKERS  
PLACEMENT AT GUARDRAIL END TREATMENTS  
AND IMPACT ATTENUATORS ②**



Type 3 object marker (R or L) shall be installed in line with the inner edge of the obstruction.


**TYPE 3 OBJECT MARKER  
PLACEMENT AT ONE-LANE OR NARROW  
BRIDGE ON TWO LANE ROADWAY**

INDIANA DEPARTMENT OF TRANSPORTATION

**PLACEMENT OF TRAFFIC CONTROL DEVICES**

MARCH 2005

STANDARD DRAWING NO. E 808-MKNB-03



/s/ Richard L. VarCleave 3-01-05  
DESIGN STANDARDS ENGINEER DATE

/s/ Richard K. Smutzer 3-01-05  
CHIEF HIGHWAY ENGINEER DATE

DESIGN STANDARDS ENGINEER