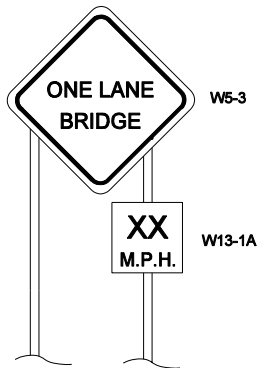
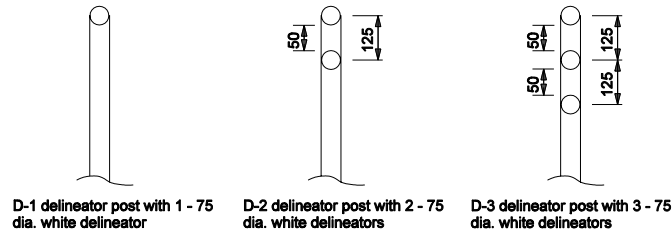


**SIGNAGE REQUIRED AT NARROW BRIDGE
ON TWO LANE ROADWAY**



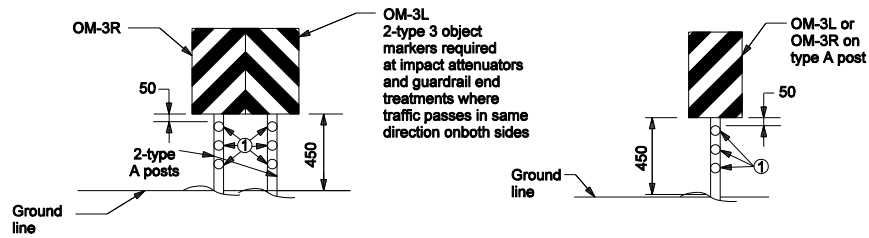
**SIGNAGE REQUIRED AT ONE LANE BRIDGE
ON TWO LANE ROADWAY**



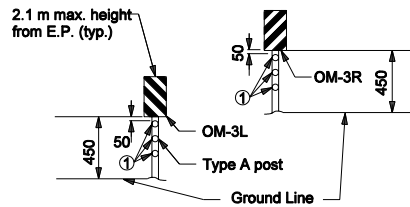
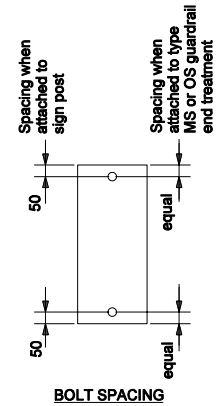
DELINEATORS WITH POSTS

NOTES

- ① Delineators:
OM-3L: 3 amber buttons on 125 centers
OM-3R: 3 white buttons on 125 centers
- ② Diagonal stripes similar in design to the Type 3 object marker, that have been applied by the manufacturer of approved impact attenuators or guardrail end treatments will be permitted in lieu of the object markers shown herein.



**TYPE 3 OBJECT MARKERS
PLACEMENT AT GUARDRAIL END TREATMENTS
AND IMPACT ATTENUATORS ②**



Type 3 object marker (R or L) shall be installed in line with the inner edge of the obstruction.

**TYPE 3 OBJECT MARKER
PLACEMENT AT ONE-LANE OR NARROW
BRIDGE ON TWO LANE ROADWAY**


All dimensions are in mm unless otherwise specified

INDIANA DEPARTMENT OF TRANSPORTATION

PLACEMENT OF TRAFFIC CONTROL DEVICES

MARCH 2005

STANDARD DRAWING NO. 808-MKNB-03



/s/ Richard L. VarCleave 3-01-05
DESIGN STANDARDS ENGINEER DATE

/s/ Richard K. Smutzer 3-01-05
CHIEF HIGHWAY ENGINEER DATE

DESIGN STANDARDS ENGINEER