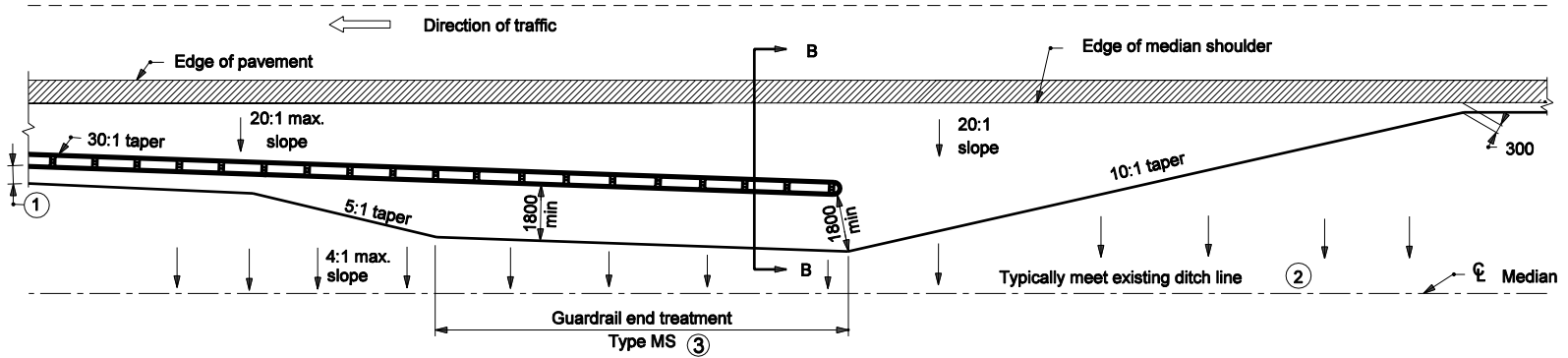
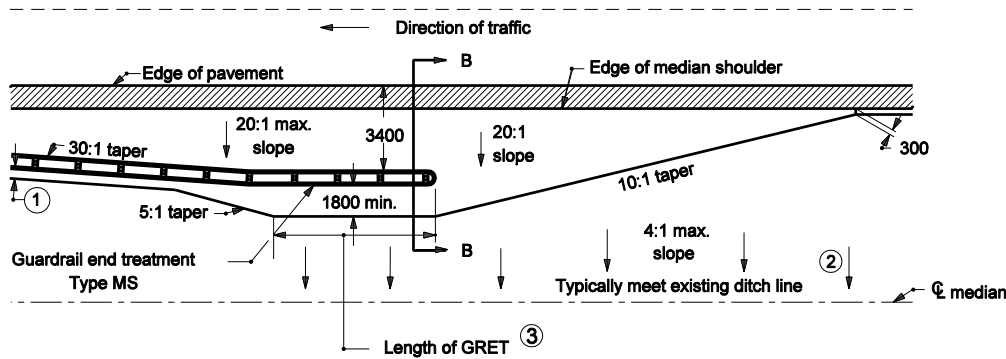


NOTES:

- ① This distance may vary from 0 to 600 desirable.
- ② If necessary, move existing ditch line to obtain a 4:1 slope.
- ③ Length and width of MS Unit Test Level 3 (TL-3) and transition rail where required:
 Length = 9.5 m (MS unit) + 3.6m (transition rail) = 13.3m (typ)
 Width = 0.7 m

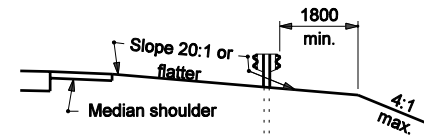


PLAN VIEW - GRADING DETAIL FOR G.R.E.T. TYPE MS ON FLARE



PLAN VIEW

GRADING DETAIL FOR GUARDRAIL END TREATMENT TYPE MS PARALLEL TO SHOULDER



SECTION B-B


All Dimensions are in mm unless otherwise specified

INDIANA DEPARTMENT OF TRANSPORTATION

**GRADING AT GUARDRAIL
END TREATMENT**

MARCH 2005

STANDARD DRAWING NO. 601-GRET-07



/s/ Richard L. VanCleave 3-01-05
 DESIGN STANDARDS ENGINEER DATE

/s/ Richard K. Smutzer 3-01-05
 CHIEF HIGHWAY ENGINEER DATE

DESIGN STANDARDS ENGINEER