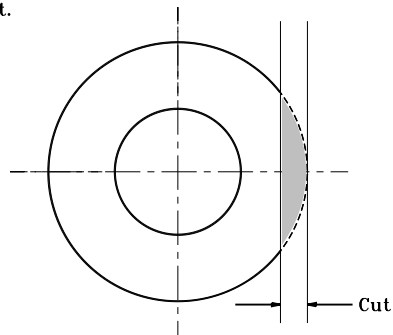
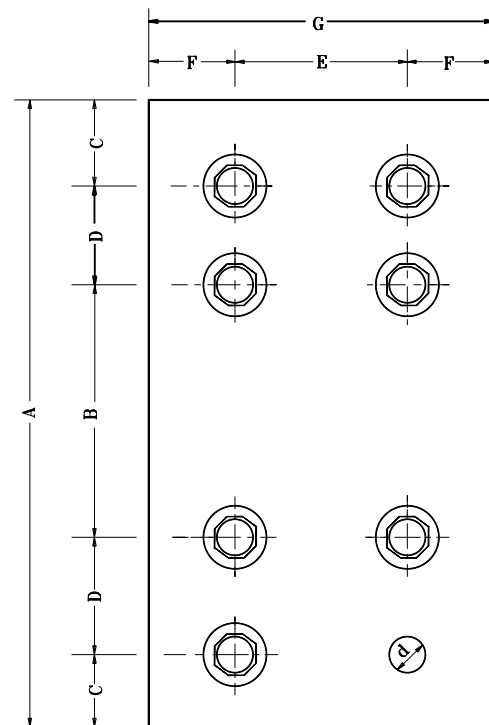


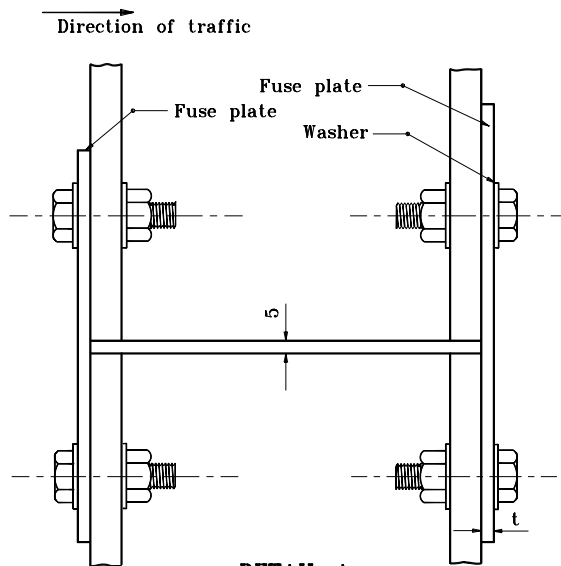
Only washers on the inside of the wide flange (next to web) need to be cut.



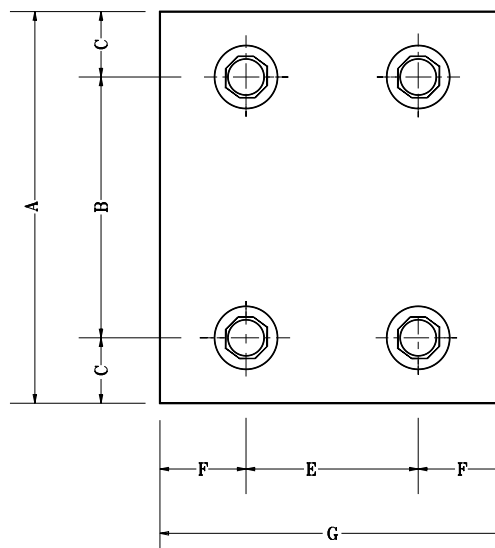
WASHER



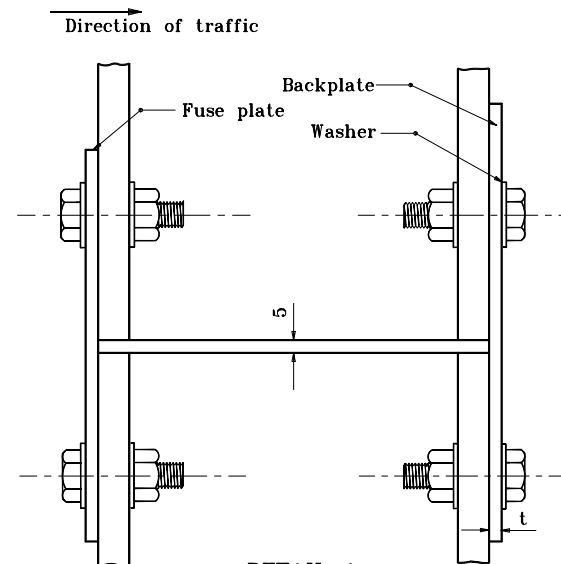
**BACKPLATE DETAIL
(8 Bolts)**



**DETAIL A
FOR NON-DIVIDED HIGHWAY
INSTALLATION**



**BACKPLATE DETAIL
(4 Bolts)**



**DETAIL A
FOR DIVIDED HIGHWAY
INSTALLATION**

GENERAL NOTES

1. For fuse plate details, see Std. Dwg. No. 802-SNGP-04.


All dimensions are in mm unless otherwise specified.

INDIANA DEPARTMENT OF TRANSPORTATION

**PANEL SIGN BACKPLATE
DETAILS**

MARCH 1995

STANDARD DRAWING NO. **802-SNGP-09**



/s/ Anthony L. Uremovich 3-01-95
DESIGN STANDARDS ENGINEER DATE

/s/ Donald W. Lucas 3-01-95
CHIEF HIGHWAY ENGINEER DATE

Source Sheet: **MTIA**