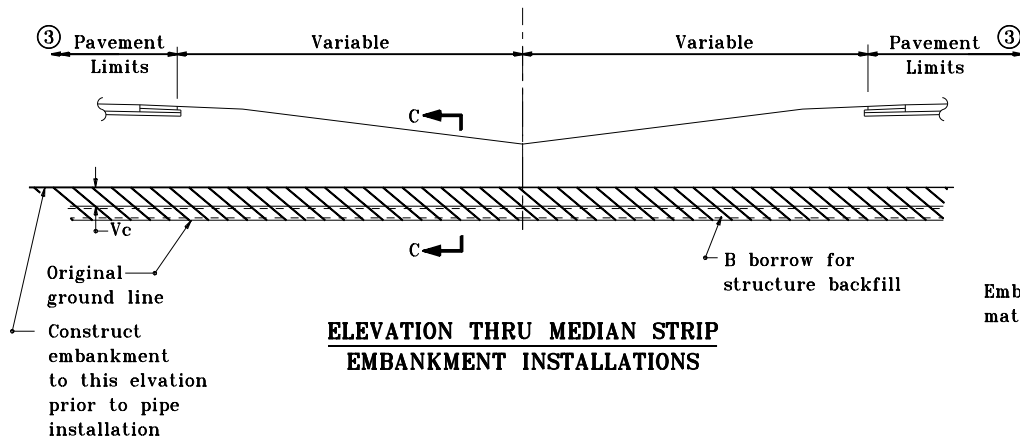


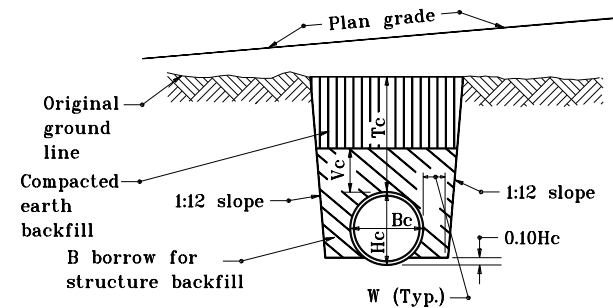
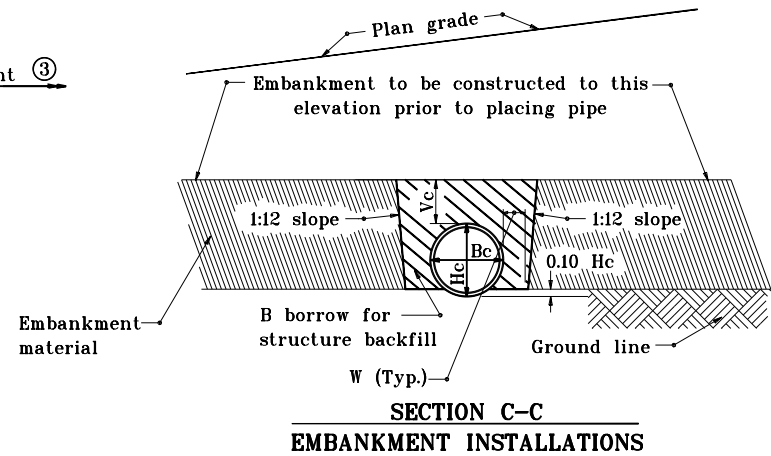
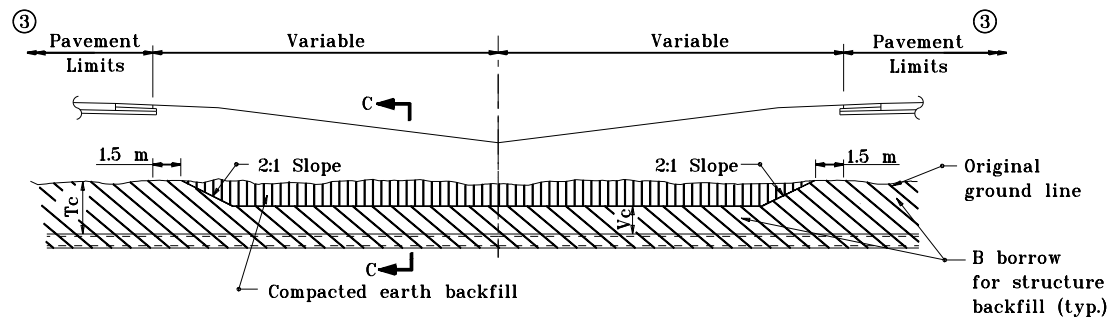
NOTE

1. Refer to Standard Drawing 715-BKFL-09 for general notes.



LEGEND

- Hc = Overall diameter or rise
 Bc = Overall diameter or span
 A = 200 min. for fill height up to 5.0 m
 = 300 min. for fill height of 5.0 m or more
 Vc = 300 for Bc ≤ 450
 = 500 for Bc > 450
 Tc = Trench cover depth
 W = 0.3 Bc or 230, whichever is greater



**SECTION C-C
TRENCH INSTALLATIONS**

All dimensions are in mm unless otherwise specified.

INDIANA DEPARTMENT OF TRANSPORTATION	
PIPE STRUCTURE BACKFILL MEDIAN INSTALLATIONS	
JANUARY 1998	
STANDARD DRAWING NO. 715-BKFL-05	
	/s/ Anthony L. Uremovich 1-02-98 DESIGN STANDARDS ENGINEER DATE
/s/ Donald W. Lucas 1-02-98 CHIEF HIGHWAY ENGINEER DATE	

Source Sheet: MN