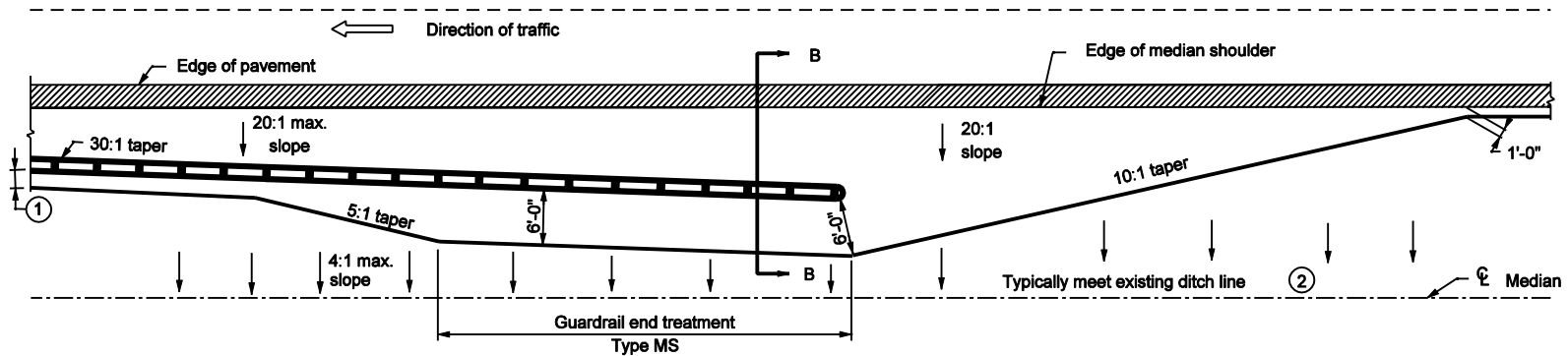
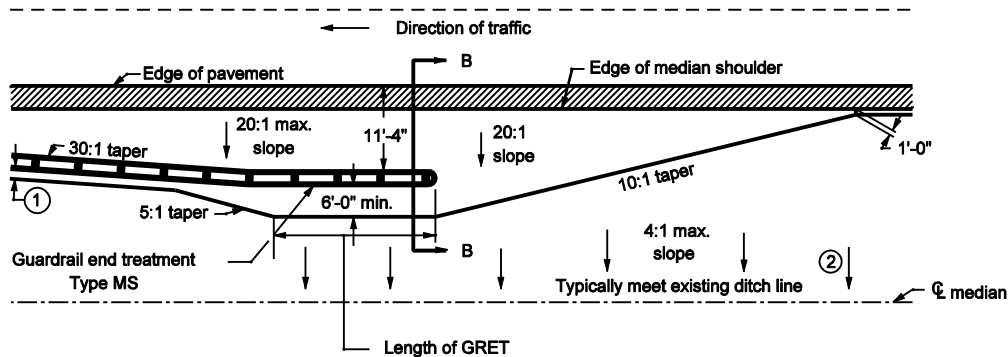


NOTES:

- ① This distance may vary from 0 to 2'-0" desirable.
- ② If necessary, move existing ditch line to obtain a 4:1 slope.

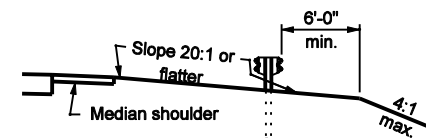


PLAN VIEW - GRADING DETAIL FOR G.R.E.T. TYPE MS ON FLARE



PLAN VIEW

GRADING DETAIL FOR GUARDRAIL END TREATMENT TYPE MS PARALLEL TO SHOULDER



SECTION B-B

INDIANA DEPARTMENT OF TRANSPORTATION	
GRADING AT GUARDRAIL END TREATMENT	
SEPTEMBER 2002	
STANDARD DRAWING NO. E 601-GRET-07	
	/s/ Richard L. VanCleave 9-03-02 DESIGN STANDARDS ENGINEER DATE
	/s/ Richard K. Smutzer 9-03-02 CHIEF HIGHWAY ENGINEER DATE
DESIGN STANDARDS ENGINEER	