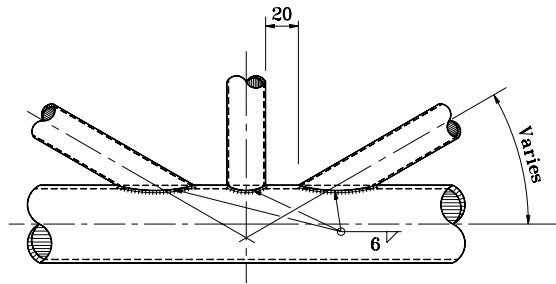


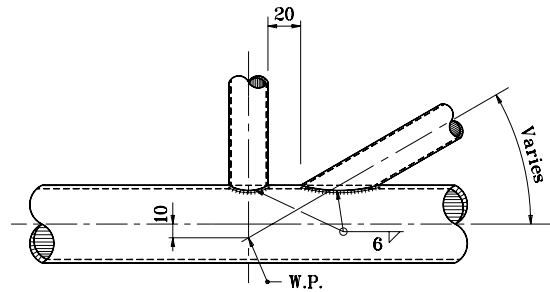
## GENERAL NOTES

1. All bracing members shall be machined to provide a snug fit to the chord members along the entire edge of bracing members before welding.

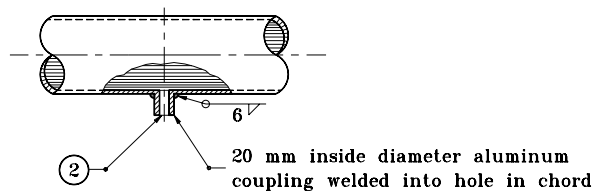
- 2 Drill 25 dia. hole in chord-round edges.



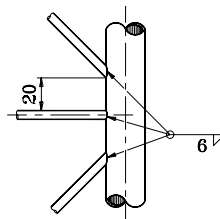
**DETAIL A**  
**PANEL CONNECTION**



**DETAIL B**  
**PANEL CONNECTION**



**DETAIL C**  
**WIRE OUTLET**



**TYPICAL WELD DETAIL**

All dimensions are in mm unless otherwise specified.

INDIANA DEPARTMENT OF TRANSPORTATION	
ALUMINUM STRUCTURE	
DETAILS	
SEPTEMBER 2001	
STANDARD DRAWING NO. 802-SNOH-05	
	/s/ Anthony L. Uremovich 9-04-01 DESIGN STANDARDS ENGINEER DATE
	/s/ Firooz Zandi 9-04-01 CHIEF HIGHWAY ENGINEER DATE
DESIGN STANDARDS ENGINEER	