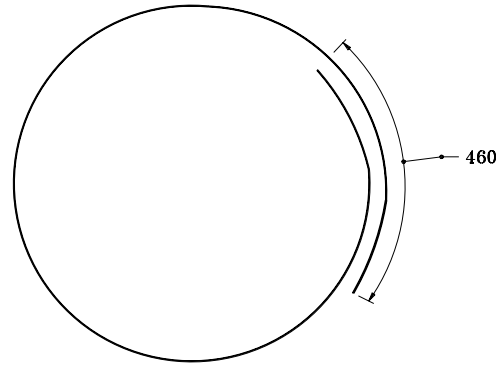
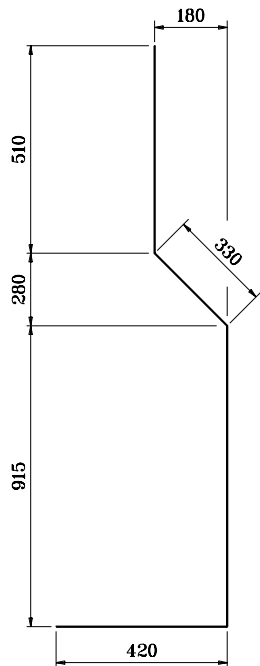


SECTION C-C




GENERAL NOTES

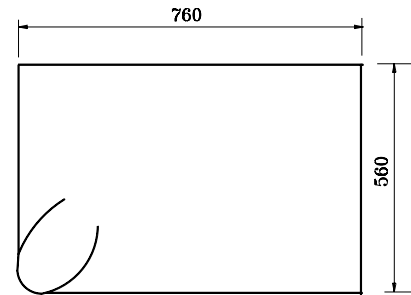
1. The contractor shall provide a joint at each end of the foundation as required for interconnecting to the existing or plan concrete barrier in the median. For joint detail see Standard Drawings 602-CCMB-01 through -06.
2. The concrete median barrier poured in place shall be given a class 2 rubbed finish.
3. Vertical Reinf. $F_y = 420$ MPa
Lateral Ties $F_y = 300$ MPa



2501 x 2180



BENDING DIAGRAMS



All dimensions are in mm unless otherwise specified.

INDIANA DEPARTMENT OF TRANSPORTATION	
DOUBLE ARM SIGN STRUCTURE	
MEDIAN FOUNDATION	
SEPTEMBER 2001	
STANDARD DRAWING NO. 802-SNFT-01	
	/s/ Anthony L. Uremovich 9-04-01 DESIGN STANDARDS ENGINEER DATE
	/s/ Firooz Zandi 9-04-01 CHIEF HIGHWAY ENGINEER DATE