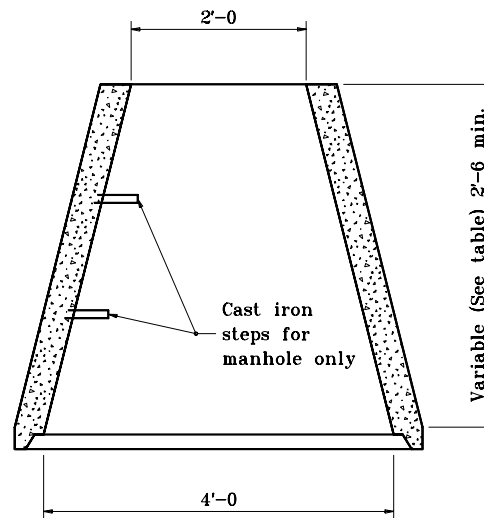
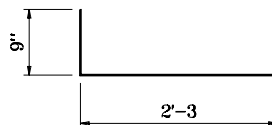


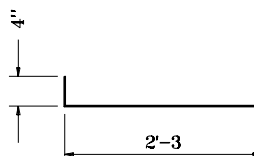
CONE HEIGHTS	
ECCENTRIC	CONCENTRIC
2'-6	2'-6
3'-0	3'-0
3'-2	3'-2
3'-6	4'-0



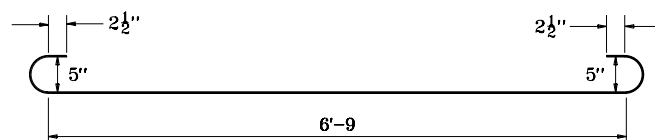
CONCENTRIC CONE



L BARS



T BARS



H BARS

GENERAL NOTES

1. The concentric concrete section will not be permitted for manholes which are under the jurisdiction of the Indianapolis Sanitary District.
2. The Contractor will be permitted to substitute precast manhole type C for manhole type A or B, and precast catch basin type W for catch basin type A.

INDIANA DEPARTMENT OF TRANSPORTATION	
MANHOLE BARS AND CONCENTRIC CONE	
APRIL 1995	
STANDARD DRAWING NO. E 720-MHST-08	
	DETAILS PLACED IN THIS FORMAT 11-15-99
	/s/ Anthony L. Uremovich 11-15-99 DESIGN STANDARDS ENGINEER DATE
	/s/ Firooz Zandi 11-15-99 CHIEF HIGHWAY ENGINEER DATE
	DESIGN STANDARDS ENGINEER ORIGINALLY APPROVED 4-03-95