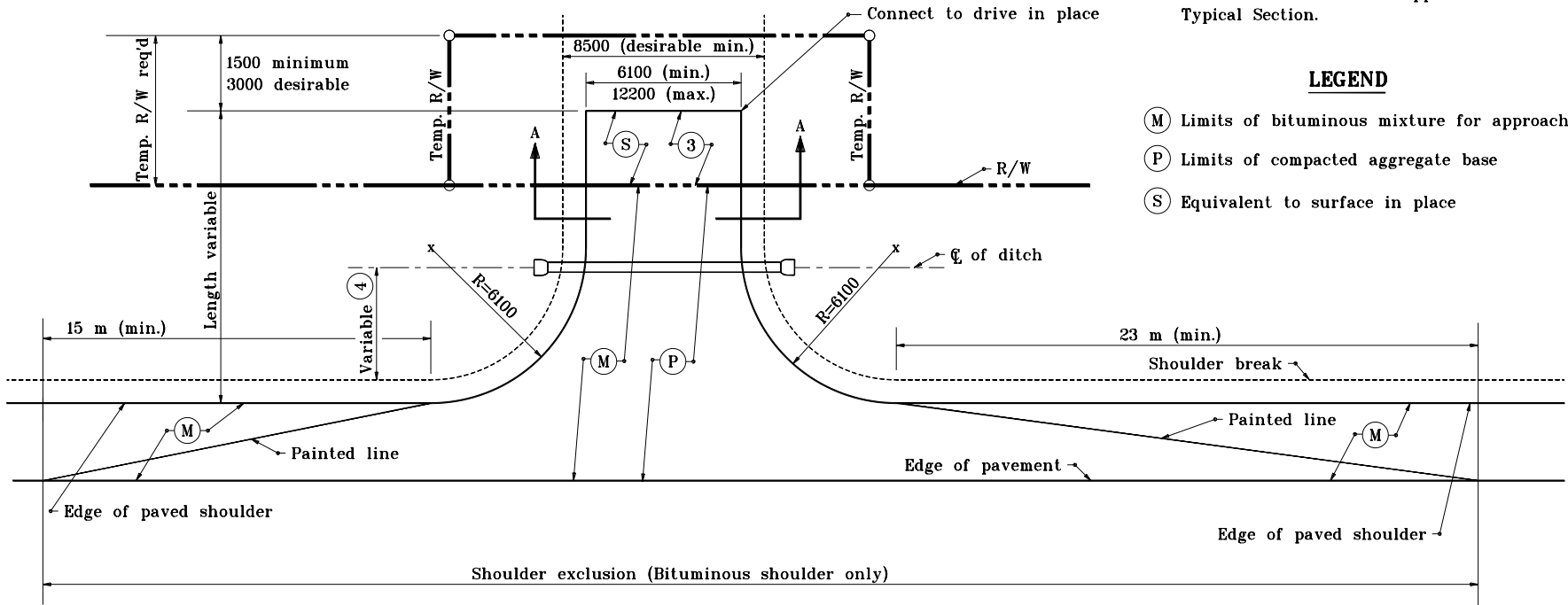


NOTES


1. See Standard Drawing 610-DRIV-07 for general notes.
2. See Standard Drawing 610-DRIV-09 for Bituminous Mixture for Approaches Typical Section.

LEGEND

- (M) Limits of bituminous mixture for approaches
- (P) Limits of compacted aggregate base
- (S) Equivalent to surface in place



PLAN VIEW



SECTION A-A


All dimensions are in mm unless otherwise specified.

INDIANA DEPARTMENT OF TRANSPORTATION

CLASS IV DRIVE

JANUARY 1997

STANDARD DRAWING NO. **610-DRIV-10**



/s/ Anthony L. Uremovich 1-02-97
DESIGN STANDARDS ENGINEER DATE

/s/ Donald W. Lucas 1-02-97
CHIEF HIGHWAY ENGINEER DATE

Source Sheet: **MH2**

DESIGN STANDARDS ENGINEER