

20120678

# Indiana State AFL-CIO



**Nancy J. Guyott**  
President

**Joe Breedlove**  
Secretary-Treasurer

## COMMON CONSTRUCTION WAGE SCALE

Date: Wednesday November 14, 2012

Town: Crown Point County: Lake INDIANA

Project Description and Scope: Purdue University Calumet Campus

A scale of wages adopted at this meeting applies to any other public work construction project covered by the Indiana Common Construction Wage Act for which the same awarding government agency awards bids not later than three (3) months after the date the committee adopts a wage scale for the original project.

We the undersigned common construction wage committee, appointed pursuant to Indiana Code 5-16-7, et seq., do hereby fix and determine the following common construction wage scales to apply on the above referenced project.

### A. TYPE OF CONSTRUCTION

The common construction wage rates listed below are for the following type of construction work (mark one):

- Commercial Building
- Heavy/Highway

### B. COMMERCIAL WAGE RATES

CLASSIFICATION	CLASS	HOURLY		
		RATE	FRINGES	TOTAL:
Heat & Frost Insulators and Allied Workers	Skilled	\$45.55	\$23.40	\$68.95
	Semiskilled	\$31.89	\$22.20	\$54.09
	Unskilled	\$22.78	\$22.20	\$44.98
Asbestos Abatement	Skilled	\$34.16	\$22.20	\$56.36

1701 W. 18th Street, Indianapolis, IN 46202 • Phone: 317.632.9147 - Fax: 317.638.1217

"A STRONG VOICE FOR INDIANA'S WORKING FAMILIES"



<b>Cement Masons</b>	<i>Skilled</i>	\$35.48	\$21.88	\$57.36
	<i>Semiskilled</i>	\$28.38	\$21.88	\$50.26
	<i>Unskilled</i>	\$21.29	\$21.88	\$43.17
<b>Drywall Installers</b>	<i>Skilled</i>	\$35.42	\$23.90	\$59.32
	<i>Semiskilled</i>	\$30.11	\$23.90	\$54.01
	<i>Unskilled</i>	\$19.48	\$23.90	\$43.38
<b>Electricians</b>	<i>Skilled</i>	\$38.50	\$26.52	\$65.02
	<i>Semiskilled</i>	\$30.80	\$21.22	\$52.02
	<i>Unskilled</i>	\$19.25	\$13.26	\$32.51
<b>Elevator Constructors</b>	<i>Skilled</i>	\$48.56	\$23.84	\$72.40
	<i>Semiskilled</i>	\$38.85	\$23.84	\$62.69
	<i>Unskilled</i>	\$26.71	\$23.84	\$50.55
<b>Glaziers</b>	<i>Skilled</i>	\$32.87	\$18.20	\$51.07
	<i>Semiskilled</i>	\$23.01	\$18.20	\$41.21
	<i>Unskilled</i>	\$16.44	\$18.20	\$34.64
<b>Iron Workers</b>	<i>Skilled</i>	\$38.00	\$24.23	\$62.23
	<i>Semiskilled</i>	\$34.20	\$24.23	\$58.43
	<i>Unskilled</i>	\$28.50	\$24.23	\$52.73
<b>Sheeter</b>	<i>Skilled</i>	\$38.25	\$24.23	\$62.48
	<i>Semiskilled</i>	\$34.45	\$24.23	\$58.68
	<i>Unskilled</i>	\$28.75	\$24.23	\$52.98
<b>Fence Erector</b>	<i>Skilled</i>	\$29.52	\$19.68	\$49.20
	<i>Semiskilled</i>	\$28.42	\$19.68	\$48.10
	<i>Unskilled</i>	\$20.67	\$19.68	\$40.35
<b>Laborers I</b>	<i>Skilled</i>	\$36.98	\$14.85	\$51.83
	<i>Semiskilled</i>	\$36.28	\$14.85	\$51.13
	<i>Unskilled</i>	\$35.48	\$14.85	\$50.33
<b>Laborers II</b>	<i>Skilled</i>	\$37.73	\$14.85	\$52.58
	<i>Semiskilled</i>	\$37.03	\$14.85	\$51.88
	<i>Un-Skilled</i>	\$36.23	\$14.85	\$51.08
<b>Laborers II A Asbestos Removal</b>	<i>Skilled</i>	\$37.98	\$14.85	\$52.83
	<i>Semiskilled</i>	\$37.28	\$14.85	\$52.13
	<i>Un-Skilled</i>	\$36.48	\$14.85	\$51.33
<b>Operating Engineers</b>	<i>Skilled</i>	\$38.45	\$26.48	\$64.93
	<i>Semiskilled</i>	\$33.35	\$26.48	\$59.83
	<i>UnSkilled</i>	\$19.70	\$23.38	\$43.08


<b>Sprinkler Fitters #669</b> projects on South Side of Rt. 30	Skilled	\$33.69	\$15.95	\$49.64
	Semiskilled	\$23.58	\$15.95	\$39.53
	Unskilled	\$16.85	\$8.35	\$25.20
<b>Stagecraft Workers</b>	Skilled	\$28.06	\$7.95	\$36.01
	Semiskilled	\$19.64	\$5.56	\$25.20
	Unskilled	\$12.63	\$3.58	\$16.21
<b>Teamsters</b>	Skilled	\$32.49	\$19.03	\$51.52
	Semiskilled	\$25.99	\$19.03	\$45.02
	Unskilled	\$16.25	\$19.03	\$35.28
<b>Technical Engineers</b>	Skilled	\$37.28	\$21.42	\$58.70
	Semiskilled	\$31.78	\$21.42	\$53.20
	Unskilled	\$23.28	\$21.42	\$44.70
<b>Telecommunications</b>	Skilled	\$30.01	\$22.41	\$52.42
	Semiskilled	\$24.01	\$17.93	\$41.94
	Unskilled	\$15.01	\$11.21	\$26.22
<b>Truck Mechanics</b>	Skilled	\$31.79	\$19.03	\$50.82
	Semiskilled	\$31.59	\$19.03	\$50.62
	Unskilled	\$31.19	\$19.03	\$50.22

The common construction wage rates listed below  
are for Heavy/Highway type of construction work


**C. HEAVY HIGHWAY WAGE RATES**


<b><u>CLASSIFICATION</u></b>	<b><u>CLASS</u></b>	<b><u>HOURLY</u></b>		<b><u>TOTAL:</u></b>
		<b><u>RATE</u></b>	<b><u>FRINGES</u></b>	
<b>Cement Masons</b>	Skilled	\$32.00	\$15.89	\$47.89
	Semiskilled	\$25.60	\$15.89	\$41.49
	Unskilled	\$19.20	\$15.89	\$35.09
<b>Laborers I</b>	Skilled	\$29.24	\$11.86	\$41.10
	Semiskilled	\$28.74	\$11.86	\$40.60
	Unskilled	\$28.24	\$11.86	\$40.10
<b>Laborers II</b> <b>Utility Wage</b>	Skilled	\$30.07	\$11.86	\$41.93
	Semiskilled	\$29.57	\$11.86	\$41.43
	Unskilled	\$29.07	\$11.86	\$40.93
<b>Operating Engineers</b> <b>Four County Highway</b>	Skilled	\$39.20	\$25.20	\$64.40
	Semiskilled	\$35.15	\$24.95	\$60.10
	UnSkilled	\$22.55	\$20.90	\$43.45

Disputes regarding the appropriate classification of workers and the amounts said workers should be paid may be submitted to the Indiana department of Labor for investigation.

  
Indiana State AFL-CIO Representative

  
Awarding Agency Representative

  
ABC Representative

  
Taxpayer Named by Appointing Agency

\_\_\_\_\_  
Taxpayer Named by County Legislative  
Body

Wednesday November 14, 2012  
Date