

FAX TRANSMITTAL

Marion Municipal Utilities
Engineering/System Maintenance Department
PO Box 718
Marion, IN 46952
Phone: 765.664.2391
Fax: 765.668.4213

Transmitter=s Name Bill Glassner

Date: 8/24/12

To: DOL ATTN: Mr. FITZGERALD

Fax Number: 317-234-4449

No. Pages

Comments: Common Construction Wage For Grant County

This fax and any documents transmitted with it are the property of Marion Municipal Utilities, are confidential, and are intended solely for the use of the individual or entity to whom this fax is addressed. If you are not one of the named recipient(s) or otherwise have reason to believe that you have received this fax in error, please notify the sender at 765.664.2391 and dispose of this fax immediately. Any other use, retention, dissemination, forwarding, printing, or copying of this fax is strictly prohibited.

20120588

20120538

COMMON CONTRUCTION WAGE SCALE

Date: August 23, 2012

City: Marion

County: Grant

Heavy Highway

Project Description and Scope: Public Works Construction Projects

We the undersigned common construction wage committee, appointed pursuant to Indiana Code 5-16-7 et seq., do hereby fix and determine the following common construction wage scale to apply on the above referenced project.

Classification	Class	Hourly Rate	Fringe Benefit Compensation	Total Hourly Wage Rate
Asbestos Workers	Skilled	\$31.23	\$15.80	\$47.03
	Semiskilled	\$18.68	\$ 8.46	\$27.14
	Unskilled	\$13.62	\$ 8.19	\$21.81
Asbestos Abatement	Skilled	\$32.34	\$14.69	\$47.03
	Semiskilled	\$18.77	\$ 8.37	\$27.14
	Unskilled	\$13.71	\$ 8.10	\$21.81
Boilermakers	Skilled	\$32.15	\$19.86	\$52.01
	Semiskilled	\$25.72	\$19.86	\$45.58
	Unskilled	\$19.29	\$19.86	\$39.15
Bricklayers	Skilled	\$27.71	\$12.24	\$39.95
	Semiskilled	\$20.78	\$12.24	\$33.02
	Unskilled	\$13.86	\$12.24	\$26.10
Carpenters	Skilled	\$24.13	\$12.05	\$36.18
	Semiskilled	\$20.51	\$12.05	\$32.56
	Unskilled	\$14.48	\$12.05	\$26.53
Carpet Layers	Skilled	\$24.13	\$12.05	\$36.18
	Semiskilled	\$20.51	\$12.05	\$32.56
	Unskilled	\$14.48	\$12.05	\$26.53
Cement Masons	Skilled	\$25.30	\$ 13.38	\$38.68
	Semiskilled	\$20.24	\$ 13.38	\$33.62
	Unskilled	\$17.71	\$ 13.38	\$31.09

Drywall Finishers (Hand Finisher)				
	Skilled	\$20.75	\$ 8.74	\$29.49
	Semiskilled	\$16.60	\$ 6.25	\$22.85
	Unskilled	\$10.38	\$ 5.50	\$15.88
Drywall Finishers (Automatic Tool Finisher)				
	Skilled	\$21.00	\$ 8.74	\$29.74
	Semiskilled	\$16.80	\$ 6.25	\$23.05
	Unskilled	\$10.50	\$ 5.50	\$16.00
Drywall Installers				
	Skilled	\$24.13	\$12.05	\$36.18
	Semiskilled	\$20.51	\$12.05	\$32.56
	Unskilled	\$14.48	\$12.05	\$26.53
Dynamite Men				
	Skilled	\$20.72	\$ 7.16	\$27.88
	Semiskilled	N/A	N/A	N/A
	Unskilled	N/A	N/A	N/A
Electricians				
	Skilled	\$31.19	\$11.15	\$37.31
	Semiskilled	\$21.42	\$ 9.64	\$31.21
	Unskilled	\$12.48	\$ 5.62	\$18.13
Glaziers				
	Skilled	\$25.86	\$12.90	\$38.76
	Semiskilled	\$18.11	\$11.10	\$29.21
	Unskilled	\$12.93	\$ 9.90	\$22.83
Iron Workers				
	Skilled	\$26.20	\$17.77	\$43.97
	Semiskilled	\$20.98	\$17.77	\$38.73
	Unskilled	\$15.72	\$17.77	\$33.49
Laborers				
	Skilled	\$23.62	\$11.86	\$35.48
	Semiskilled	\$23.12	\$11.86	\$34.98
	Unskilled	\$22.62	\$11.86	\$34.48
Mechanical Insulators				
	Skilled	\$28.47	\$11.89	\$40.36
	Semiskilled	\$20.25	\$ 7.49	\$27.74
	Unskilled	\$12.66	\$ 7.10	\$19.76
Millwrights				
	Skilled	\$23.45	\$15.58	\$39.03
	Semiskilled	\$18.76	\$15.58	\$34.34
	Unskilled	\$14.07	\$15.58	\$29.65
Operating Engineers				
	Skilled	\$30.25	\$14.56	\$44.81
	Semiskilled	\$27.23	\$14.56	\$41.79
	Unskilled	\$22.69	\$14.56	\$37.25

Painters/Brush/Roll/Wallcovering				
	Skilled	\$20.50	\$ 8.74	\$29.24
	Semiskilled	\$16.40	\$ 6.25	\$22.65
	Unskilled	\$10.25	\$ 5.50	\$15.75
Painters/Spray/Sandblast				
	Skilled	\$21.50	\$ 8.74	\$30.24
	Semiskilled	\$17.20	\$ 6.25	\$23.45
	Unskilled	\$10.75	\$ 5.50	\$16.25
Pipfitters & Steamfitters				
	Skilled	\$32.07	\$14.96	\$47.03
	Semiskilled	\$17.64	\$10.94	\$28.58
	Unskilled	\$14.43	\$10.44	\$24.87
Plasterers				
	Skilled	\$25.96	\$ 13.38	\$39.34
	Semiskilled	\$20.77	\$ 13.38	\$34.15
	Unskilled	\$18.17	\$ 13.38	\$31.55
Plumbers				
	Skilled	\$32.07	\$14.96	\$47.03
	Semiskilled	\$17.64	\$10.94	\$28.58
	Unskilled	\$14.43	\$10.44	\$24.87
Pointer/Caulker/Cleaners				
	Skilled	\$26.25	\$ 9.93	\$36.18
	Semiskilled	\$19.68	\$ 9.93	\$29.61
	Unskilled	\$13.12	\$ 9.93	\$23.05
Roofers				
	Skilled	\$20.39	\$ 7.70	\$28.09
	Semiskilled	\$16.31	\$ 7.70	\$24.01
	Unskilled	\$12.23	\$ 2.75	\$14.98
Sheet Metal Workers				
	Skilled	\$28.23	\$15.68	\$43.91
	Semiskilled	\$22.58	\$14.02	\$36.60
	Unskilled	\$16.94	\$12.47	\$29.41
Sprinkler Fitters				
	Skilled	\$32.19	\$13.00	\$45.19
	Semiskilled	\$22.53	\$13.00	\$35.53
	Unskilled	\$16.10	\$ 7.06	\$23.16
Stone Masons				
	Skilled	\$26.25	\$ 9.93	\$36.18
	Semiskilled	\$19.68	\$ 9.93	\$29.61
	Unskilled	\$13.12	\$ 9.93	\$23.05

Teamsters

Trl-axle	Skilled	\$23.41	\$ 6.93	\$30.34
	Semiskilled	N/A	N/A	N/A
	Unskilled	N/A	N/A	N/A

Tile/Marble Setters

	Skilled	\$28.20	\$12.47	\$40.67
	Semiskilled	\$21.15	\$12.47	\$33.62
	Unskilled	\$14.10	\$12.47	\$26.57

Tile/Marble Finishers

	Skilled	\$27.15	\$10.22	\$37.37
	Semi-Skilled	\$20.36	\$10.22	\$30.58
	Unskilled	\$13.58	\$10.22	\$23.80

Terrazzo Workers

	Skilled	\$29.20	\$12.47	\$41.67
	Semi-Skilled	\$21.90	\$12.47	\$34.37
	Unskilled	\$14.60	\$12.47	\$27.07

Terrazzo Finishers

	Skilled	\$28.15	\$10.22	\$38.37
	Semi-Skilled	\$21.11	\$10.22	\$31.33
	Unskilled	\$14.08	\$10.22	\$24.30

Definitions:

Skilled: An individual who performs work in a classification listed on the scale of wages. It shall be presumed that an employee is a skilled worker in that classification, and entitled to receive compensation at the skilled rate, unless the worker satisfies all of the criteria for being categorized as a semi-skilled or unskilled worker.

Semi-skilled: An individual registered in a bona fide apprenticeship program registered with the United States Department of Labor, Employment and Training Administration, Bureau of Apprenticeship and Training. Apprentices are paid pursuant to their individually warranted percentage for the classification of work that they perform as set forth in the apprentice program standards.


Unskilled: An individual with less than twelve months of cumulative experience in the construction trades and who is not registered in a bona fide apprenticeship program.




Printed: Chuck Griffin
Appointee named by the Indiana State
AFL-CIO

Printed:
Appointee named by the Governor of
Indiana

Printed:
Taxpayer Appointee named by the County
Legislative Body



Printed:
Industry Appointee named by Awarding
Agency



Printed: VIRGIL HARTLEY
Taxpayer Appointee named by the
Awarding Agency

August 23, 2012
Date

COMMON CONTRUCTION WAGE SCALE

20120538

Date: August 23, 2012**City: Marion****County: Grant****Commercial****Project Description and Scope: Public Works Construction Projects**

We the undersigned common construction wage committee, appointed pursuant to Indiana Code 5-16-7 et seq., do hereby fix and determine the following common construction wage scale to apply on the above referenced project.

Classification	Class	Hourly Rate	Fringe Benefit Compensation	Total Hourly Wage Rate
Asbestos Workers/ Mechanical Insulators	Skilled	\$31.23	\$15.80	\$47.03
	Semiskilled	\$18.68	\$ 8.46	\$27.14
	Unskilled	\$13.62	\$ 8.19	\$21.81
Asbestos Abatement	Skilled	\$32.34	\$14.69	\$47.03
	Semiskilled	\$18.77	\$ 8.37	\$27.14
	Unskilled	\$13.71	\$ 8.10	\$21.81
Boilermakers	Skilled	\$33.43	\$22.48	\$55.91
	Semiskilled	\$26.74	\$22.48	\$49.22
	Unskilled	\$20.06	\$22.48	\$42.54
Bricklayers	Skilled	\$27.71	\$12.24	\$39.95
	Semiskilled	\$20.78	\$12.24	\$33.02
	Unskilled	\$13.86	\$12.24	\$26.10
Carpenters	Skilled	\$24.28	\$13.24	\$37.52
	Semiskilled	\$19.43	\$13.24	\$32.67
	Unskilled	\$15.42	\$12.39	\$27.81
Carpet Layers	Skilled	\$24.18	\$12.24	\$35.92
	Semiskilled	\$19.35	\$12.24	\$31.59
	Unskilled	\$15.36	\$11.39	\$26.75

Cement Masons	Skilled	\$25.30	\$ 13.38	\$38.68
	Semiskilled	\$20.24	\$ 13.38	\$33.62
	Unskilled	\$17.71	\$ 13.38	\$31.09
Drywall Finishers (Hand Finisher)	Skilled	\$20.75	\$ 8.74	\$29.49
	Semiskilled	\$16.60	\$ 6.25	\$22.85
	Unskilled	\$10.38	\$ 5.50	\$15.88
Drywall Finishers (Automatic Tool Finisher)	Skilled	\$21.00	\$ 8.74	\$29.74
	Semiskilled	\$16.80	\$ 6.25	\$23.05
	Unskilled	\$10.50	\$ 5.50	\$16.00
Drywall Installers	Skilled	\$24.18	\$12.24	\$35.92
	Semiskilled	\$19.35	\$12.24	\$31.59
	Unskilled	\$15.36	\$11.39	\$26.75
Dynamite Men	Skilled	\$21.43	\$10.30	\$31.73
	Semiskilled	\$20.43	\$10.30	\$30.73
	Unskilled	\$19.43	\$10.30	\$29.73
Electricians	Skilled	\$31.19	\$10.87	\$42.06
	Semiskilled	\$26.51	\$10.03	\$36.54
	Unskilled	\$12.48	\$ 5.62	\$18.10
Glaziers	Skilled	\$25.86	\$12.90	\$38.76
	Semiskilled	\$18.11	\$11.10	\$29.21
	Unskilled	\$12.93	\$ 9.90	\$22.83
Iron Workers	Skilled	\$27.50	\$18.19	\$45.69
	Semiskilled	\$20.63	\$18.19	\$38.82
	Unskilled	\$16.50	\$18.19	\$34.69
Laborers	Skilled	\$22.28	\$11.85	\$34.13
	Semiskilled	\$22.03	\$11.85	\$33.88
	Unskilled	\$21.28	\$11.85	\$33.13

Millwrights	Skilled	\$23.65	\$16.68	\$40.03
	Semiskilled	\$18.92	\$16.68	\$35.60
	Unskilled	\$14.19	\$16.68	\$30.87
Operating Engineers	Skilled	\$30.26	\$14.55	\$44.81
	Semiskilled	\$27.23	\$14.55	\$41.78
	Unskilled	\$22.70	\$14.55	\$37.25
Painters/Brush/Roll/Wallcovering	Skilled	\$20.00	\$10.49	\$30.49
	Semiskilled	\$16.00	\$ 9.55	\$25.55
	Unskilled	\$10.00	\$ 8.14	\$18.14
Painters/Spray/Sandblast	Skilled	\$21.00	\$ 10.49	\$31.49
	Semiskilled	\$17.00	\$ 9.55	\$26.55
	Unskilled	\$11.00	\$ 8.14	\$18.14
Pipefitters & Steamfitters	Skilled	\$32.07	\$14.96	\$47.03
	Semiskilled	\$17.64	\$10.94	\$28.58
	Unskilled	\$14.43	\$10.44	\$24.87
Plasterers	Skilled	\$25.96	\$ 13.38	\$39.34
	Semiskilled	\$20.77	\$ 13.38	\$34.15
	Unskilled	\$18.17	\$ 13.38	\$31.55
Plumbers	Skilled	\$32.07	\$14.96	\$47.03
	Semiskilled	\$17.64	\$10.94	\$28.58
	Unskilled	\$14.43	\$10.44	\$24.87
Painter/Caulker/Cleaners	Skilled	\$27.71	\$12.24	\$39.95
	Semiskilled	\$20.78	\$12.24	\$33.02
	Unskilled	\$13.86	\$12.24	\$26.10
Roofers	Skilled	\$20.39	\$ 7.70	\$28.09
	Semiskilled	\$16.31	\$ 7.70	\$24.01
	Unskilled	\$10.20	\$ 2.35	\$12.55
Sheet Metal Workers	Skilled	\$28.23	\$15.68	\$43.91
	Semiskilled	\$22.58	\$14.02	\$36.60
	Unskilled	\$16.94	\$12.47	\$29.41
Sprinkler Fitters	Skilled	\$28.23	\$15.68	\$43.91

	Semiskilled	\$22.58	\$15.83	\$38.41
	Unskilled	\$12.70	\$11.30	\$24.00
Stone Masons				
	Skilled	\$27.71	\$12.24	\$39.95
	Semiskilled	\$20.78	\$12.24	\$33.02
	Unskilled	\$13.86	\$12.24	\$26.10
Teamsters				
<i>Tri-axle</i>				
	Skilled	\$24.11	\$ 7.35	\$31.46
	Semiskilled	N/A	N/A	N/A
	Unskilled	N/A	N/A	N/A
Tile/Marble Setters				
	Skilled	\$28.20	\$12.47	\$40.67
	Semiskilled	\$21.15	\$12.47	\$33.62
	Unskilled	\$14.10	\$12.47	\$26.57
Tile/Marble Finishers				
	Skilled	\$27.15	\$10.22	\$37.37
	Semi-Skilled	\$20.36	\$10.22	\$30.58
	Unskilled	\$13.58	\$10.22	\$23.80
Terrazzo Workers				
	Skilled	\$29.20	\$12.47	\$41.67
	Semi-Skilled	\$21.90	\$12.47	\$34.37
	Unskilled	\$14.60	\$12.47	\$27.07
Terrazzo Finishers				
	Skilled	\$28.15	\$10.22	\$38.37
	Semi-Skilled	\$21.11	\$10.22	\$31.33
	Unskilled	\$14.08	\$10.22	\$24.30

Definitions:

Skilled: An individual who performs work in a classification listed on the scale of wages. It shall be presumed that an employee is a skilled worker in that classification, and entitled to receive compensation at the skilled rate, unless the worker satisfies all of the criteria for being categorized as a semi-skilled or unskilled worker.

Semi-skilled: An individual registered in a bona fide apprenticeship program registered with the United States Department of Labor, Employment and Training

Administration, Bureau of Apprenticeship and Training. Apprentices are paid pursuant to their individually warranted percentage for the classification of work that they perform as set forth in the apprentice program standards.


Unskilled: An individual with less than twelve months of cumulative experience in the construction trades and who is not registered in a bona fide apprenticeship program.



Printed: Chuck Griffin
Appointee named by the Indiana State
AFL-CIO

Printed:
Appointee named by the Governor of
Indiana

Printed:
Taxpayer Appointee named by the County
Legislative Body



Printed:
Industry Appointee named by Awarding
Agency



Printed:
Taxpayer Appointee named by the
Awarding Agency

August 23, 2012

Date