

20129180

**COMMON CONSTRUCTION WAGE SCALE**

**Date:** 3/26/2012  
**City:** Connersville **County:** Fayette  
**Project Description and Scope:** City of Connersville  
 1. All Projects

**We the undersigned common construction wage committee, appointed pursuant to Indiana Code 5-16-7 et seq. , do hereby fix and determine the following common construction wage scale to apply on the above referenced project.**

<b>Classification</b>	<b>Class</b>	<b>Hourly Rate</b>	<b>Fringes</b>	<b>Total:</b>
<b>Asbestos Workers/ Mechanical Insulators</b>				
	Skilled	\$28.03	\$14.39	\$42.42
	Semiskilled	\$21.21	\$11.69	\$32.90
	Unskilled	\$13.62	\$10.14	\$23.76
<b>Asbestos Workers/ Asbestos Abatement</b>				
	Skilled	\$21.21	\$9.04	\$30.25
	Semiskilled	N/A	N/A	N/A
	Unskilled	N/A	N/A	N/A
<b>Boilermakers</b>				
	Skilled	\$33.43	\$22.48	\$55.91
	Semiskilled	\$26.74	\$22.48	\$49.22
	Unskilled	\$20.06	\$22.48	\$42.54
<b>Bricklayers</b>				
	Skilled	\$28.05	\$12.79	\$40.84
	Semiskilled	\$21.04	\$12.79	\$33.83
	Unskilled	\$14.03	\$12.79	\$26.82
<b>Carpenters</b>				
	Skilled	\$26.72	\$14.15	\$40.87
	Semiskilled	\$21.37	\$10.67	\$32.04
	Unskilled	\$14.70	\$10.41	\$25.11
<b>Carpet Layers</b>				
	Skilled	\$26.72	\$14.15	\$40.87
	Semiskilled	\$21.37	\$10.67	\$32.04
	Unskilled	\$14.70	\$10.41	\$25.11

**Millwrights**

Skilled	\$26.34	\$16.33	\$42.67
Semiskilled	\$21.07	\$12.42	\$33.49
Unskilled	\$11.85		\$11.85

**Operating Engineers***Class 1 or A*

Skilled	\$29.70	\$13.91	\$43.61
Semiskilled	\$22.28	\$13.91	\$36.19
Unskilled	\$19.31	\$13.91	\$33.22

*Class 2 or B*

Skilled	\$30.05	\$10.11	\$40.16
Semiskilled	\$22.54	\$10.11	\$32.65
Unskilled	\$19.53	\$10.11	\$29.64

**Painters/Brush/Roll**

Skilled	\$20.00	\$10.49	\$30.49
Semiskilled	\$16.00	\$9.55	\$25.55
Unskilled	\$10.00	\$8.14	\$18.14

**Painters/Spray/Sandblast**

Skilled	\$21.00	\$10.49	\$31.49
Semiskilled	\$17.00	\$9.55	\$26.55
Unskilled	\$11.00	\$8.14	\$19.14

**Pipefitters & Steamfitters**

Skilled	\$30.87	\$14.72	\$45.59
Semiskilled	\$20.07	\$11.84	\$31.91
Unskilled	\$14.82	\$11.84	\$26.66

**Plasters**

Skilled	\$24.84	\$11.32	\$36.16
Semiskilled	\$17.60	\$11.32	\$28.92
Unskilled	\$8.80	\$11.32	\$20.12

**Plumbers**

Skilled	\$30.87	\$14.72	\$45.59
Semiskilled	\$20.07	\$11.84	\$31.91
Unskilled	\$14.82	\$11.84	\$26.66

**Pointer/Caulker/Cleaners**

Skilled	\$26.72	\$14.15	\$40.87
Semiskilled	\$21.37	\$10.67	\$32.04
Unskilled	\$14.70	\$10.41	\$25.11

**Tile, Marble, Terrazzo Finishers**

Skilled	\$20.28	\$5.38	\$25.66
Semiskilled	\$15.21	\$5.38	\$20.59
Unskilled	\$10.14	\$5.38	\$15.52

**Truck Mechanics**

Skilled	\$17.60	\$5.49	\$23.09
Semiskilled	N/A	N/A	N/A
Unskilled	N/A	N/A	N/A

[Add classifications as required by the project]

**Definitions:**

**Skilled:** An individual who performs work in a classification listed on the scale of wages. It shall be presumed that an employee is a skilled worker in that classification, and entitled to receive compensation at the skilled rate, unless the worker satisfies all of the criteria for being categorized as a semi-skilled or unskilled worker.

**Semi-skilled:** An individual registered in a bona fide apprenticeship program registered with the United States Department of Labor, Employment and Training Administration, Bureau of Apprenticeship and Training. Apprentices are paid pursuant to their individually warranted percentage for the classification of work that they perform as set forth in the apprentice program standards.

**Unskilled:** An individual with less than twelve months of cumulative experience in the construction trades and who is not registered in a bona fide apprenticeship program.

*The above definitions shall not apply to workers in the classification of Laborer.*

**Apprenticeship Programs:**

The Wage Committee determines that the common practice in the county is for contractors to participate in bona fide apprenticeship programs registered with the U.S. Department of Labor, Bureau of Apprenticeship and Training and that the rate of pay for the classifications of labor that participate in such programs is based in part on a percentage of the journeyman's rate (skilled rate herein) depending on the individual's progress in the program.

Workers engaged in such an apprenticeship program will be permitted to work at less than the predetermined rate set out above for the work they perform. Such apprentices must be paid at not less than the rate specified in the registered program for the apprentice's level of progress, expressed as a percentage of the journeymen hourly rate which is the skilled hourly rate in this wage scale.

NOTES REGARDING:  
**COMMON CONSTRUCTION WAGE HEARING**

Scale # \_\_\_\_\_  
 County: \_\_\_\_\_  
 Result: \_\_\_\_\_

Project: Area 003 Stormwater Separation  
 Awarding Agency: City of Connersville Utilities  
 Date: 3-26-2012 Time: 11:30 AM  
 Meeting Location: \_\_\_\_\_

COMMITTEE MEMBERS:		Moved	2nd	Absent
Awarding Agency/Industry Representative	<u>Bill Ammerman</u>			
Awarding Agency Taxpayer Representative	<u>ANDREW BENZ</u>			
AFL-CIO Representative	<u>Joe EVANS</u>			
Associated Builders and Contractors Representative	<u>NOT PRESENT</u>			
County Legislative Body Taxpayer Representative	<u>Richie Pflum</u>			

Estimated Cost of Project: \$ 1 mil.  
 Funding Source: LOCAL  
 Estimated Bid Award Date: APRIL 15-2012  
 Estimated Start Date: MAY 15-2012

PROJECT SCOPE:  
SEWER SEPARATION FROM OHIO AVE. TO VIRGINIA AVE  
BETWEEN 22<sup>ND</sup> ST. + 23<sup>RD</sup> ST.

DATA PRESENTED:

<input checked="" type="checkbox"/>	AFL-CIO Wage Reports	Presented by: <u>JOE EVANS</u>
<input type="checkbox"/>	ABC Wage Reports	Presented by: _____
<input type="checkbox"/>	Other Wage Reports	Presented by: _____


VOTE TALLY BY COMMITTEE MEMBER:	Yea	Nay	Abstain
Awarding Agency/Industry Representative	✓		
Awarding Agency Taxpayer Representative	✓		
AFL-CIO Representative	✓		
Associated Builders and Contractors Representative <u>NOT PRESENT</u>			
County Legislative Body Taxpayer Representative	✓		




Any worker who is not registered or otherwise employed in a bona fide apprenticeship program registered with the U.S. Department of Labor, Bureau of Apprenticeship and Training and has twelve or more months of cumulative experience in the construction trades shall be paid at the skilled wage rate on this wage determination for the classification of work actually performed by the worker regardless of how the employer classifies such a worker.


Disputes regarding the appropriate classification of workers and the amounts said workers should be paid may be submitted to the Indiana Department of Labor for investigation.

  
\_\_\_\_\_  
Indiana State AFL-CIO Representative

  
\_\_\_\_\_  
Awarding Agency Representative

\_\_\_\_\_  
Representative of the  
Associated Builders and Contractors  
of Indiana

  
\_\_\_\_\_  
Taxpayer Named by Appointing Agency

  
\_\_\_\_\_  
Taxpayer Named by County Legislative  
Body

3/26/2012  
Date

**Roofers**

Skilled	\$20.39	\$7.70	\$28.09
Semiskilled	\$16.31	\$7.70	\$24.01
Unskilled	\$10.20	\$2.35	\$12.55

**Sheet Metal Workers**

Skilled	\$31.72	\$18.14	\$49.86
Semiskilled	\$23.79	\$16.93	\$40.72
Unskilled	\$15.86	\$15.55	\$31.41

**Sound and Communication  
Workers**

Skilled	\$31.88	\$12.04	\$43.92
Semiskilled	\$19.77	\$9.99	\$29.76
Unskilled	\$12.75	\$8.27	\$21.03

**Sprinkler Fitters**

Skilled	\$29.19	\$10.50	\$39.69
Semiskilled	\$18.97	\$10.50	\$29.47
Unskilled	\$14.60	\$10.50	\$25.10

**Stone Masons**

Skilled	\$27.45	\$10.94	\$38.39
Semiskilled	\$23.33	\$10.94	\$34.27
Unskilled	\$15.10	\$10.94	\$26.04

**Teamsters**

Skilled	\$21.91	\$10.81	\$32.72
Semiskilled	N/A	N/A	N/A
Unskilled	N/A	N/A	N/A

**Technical Engineers**

Skilled	\$17.20	\$6.90	\$24.10
Semiskilled	N/A	N/A	N/A
Unskilled	N/A	N/A	N/A

**Tile, Marble Setters**

Skilled	\$29.53	\$8.93	\$38.46
Semiskilled	\$20.67	\$8.93	\$29.60
Unskilled	\$14.77	\$8.93	\$23.70

**Terrazzo Setters**

Skilled	\$22.77	\$9.62	\$32.39
Semiskilled	\$15.94	\$9.62	\$25.56
Unskilled	\$11.39	\$9.62	\$21.01

**Cement Masons**

Skilled	\$24.10	\$10.76	\$34.86
Semiskilled	\$19.28	\$10.76	\$30.04
Unskilled	\$14.46	\$10.76	\$25.22

**Drywall Finishers**

Skilled	\$20.75	\$8.74	\$29.49
Semiskilled	\$16.60	\$8.74	\$25.34
Unskilled	\$8.30	\$8.74	\$17.04

**Drywall Installers**

Skilled	\$26.72	\$14.15	\$40.87
Semiskilled	\$21.37	\$10.67	\$32.04
Unskilled	\$14.70	\$10.41	\$25.11

**Electricians**

Skilled	\$31.88	\$12.04	\$43.92
Semiskilled	\$19.77	\$9.99	\$29.76
Unskilled	\$12.75	\$8.27	\$21.03

**Elevator Constructors**

Skilled	\$30.28	\$12.12	\$42.40
Semiskilled	\$21.20	\$12.12	\$33.32
Unskilled	\$16.65	\$12.12	\$28.77

**Glaziers**

Skilled	\$25.86	\$11.95	\$37.81
Semiskilled	\$18.11	\$10.36	\$28.47
Unskilled	\$12.93	\$9.30	\$22.23

**Iron Workers**

Skilled	\$27.90	\$18.76	\$46.66
Semiskilled	\$22.32	\$18.76	\$41.08
Unskilled	\$16.74	\$18.76	\$35.50

**Laborers**

Skilled	\$22.72	\$10.81	\$33.53
Semiskilled	\$21.22	\$10.81	\$32.03
Unskilled	\$21.72	\$10.81	\$32.53

**Laborers/Asbestos  
Abatement**

Skilled	N/A	N/A	N/A
Semiskilled	\$21.22	\$10.81	\$32.03
Unskilled	N/A	N/A	N/A