

2012352

City: Fort Wayne

County: ALLEN

State of Indiana

We the undersigned common construction wage committee, appointed pursuant to Indiana Code 5-16-7 et seq., as amended in 1995, do hereby fix and determine the following common construction wage scales to apply on the:

Indiana University - Purdue University - Fort Wayne

The rates listed below are for: Heavy/Highway

**WAGE RATES**

The wage rates under the column "Total Hourly Wage Rate" as set forth by the committee are the minimum wage rates to be paid and shall not prevent a contractor from paying a higher wage rate.

<u>Classification</u>	<u>Class</u>	<u>Hourly Rate</u>	<u>Fringe Benefits</u>	<u>Total Hourly Wage Rate</u>
Asbestos Workers	Skilled	\$ 19.95	\$ 11.25	\$ 31.20
	Semi-skilled	\$ 17.96	\$ 11.25	\$ 29.21
	Unskilled	\$ 14.25	\$ 2.25	\$ 16.50
Boilermakers	Skilled	\$ 33.65	\$ 18.82	\$ 52.47
	Semi-skilled	\$ 26.92	\$ 18.82	\$ 45.74
	Unskilled	\$ 20.19	\$ 18.82	\$ 39.01
Bricklayers	Skilled	\$ 28.06	\$ 12.21	\$ 40.27
	Semi-skilled	\$ 21.05	\$ 12.21	\$ 33.26
	Unskilled	\$ 14.03	\$ 12.21	\$ 26.24
Carpenters	Skilled	\$ 24.21	\$ 13.01	\$ 37.22
	Semi-skilled	\$ 19.37	\$ 13.01	\$ 32.38
	Unskilled	\$ 14.53	\$ 13.01	\$ 27.54
Floor Coverers	Skilled	\$ 23.55	\$ 13.32	\$ 36.87
	Semi-skilled	\$ 18.84	\$ 13.32	\$ 32.16
	Unskilled	\$ 14.13	\$ 13.32	\$ 27.45
Cement Masons	Skilled	\$ 22.85	\$ 10.85	\$ 33.70
	Semi-skilled	\$ 19.42	\$ 10.85	\$ 30.27
	Unskilled	\$ 13.71	\$ 10.85	\$ 24.56
Drywall Finishers	Skilled	\$ 20.56	\$ 11.12	\$ 31.68
	Semi-skilled	\$ 14.39	\$ 11.12	\$ 25.51
	Unskilled	\$ 10.28	\$ 11.12	\$ 21.40
Drywall Installers	Skilled	\$ 23.55	\$ 13.32	\$ 36.87
	Semi-skilled	\$ 18.84	\$ 13.32	\$ 32.16
	Unskilled	\$ 14.13	\$ 13.32	\$ 27.45
Electricians	Skilled	\$ 29.58	\$ 12.95	\$ 42.53
	Semi-skilled	\$ 23.66	\$ 12.95	\$ 36.61
	Unskilled	\$ 11.83	\$ 5.40	\$ 17.23

<u>Classification</u>	<u>Class</u>	<u>Hourly Rate</u>	<u>Fringe Benefits</u>	<u>Total Hourly Wage Rate</u>
<b>Elevator Constructors</b>				
	Skilled	\$ 41.91	\$ 21.78	\$ 63.69
	Semi-skilled	\$ 33.53	\$ 21.78	\$ 55.31
	Unskilled	\$ 20.96	\$ -	\$ 20.96
<b>Glaziers</b>				
	Skilled	\$ 22.00	\$ 11.57	\$ 33.57
	Semi-skilled	\$ 17.60	\$ 8.62	\$ 26.22
	Unskilled	\$ 11.00	\$ 7.46	\$ 18.46
<b>Iron Workers</b>				
	Skilled	\$ 24.64	\$ 17.87	\$ 42.51
	Semi-skilled	\$ 19.71	\$ 17.87	\$ 37.58
	Unskilled	\$ 12.32	\$ 17.87	\$ 30.19
<b>Laborers</b>				
	Skilled	\$ 21.92	\$ 10.25	\$ 32.17
	Semi-skilled	\$ 20.52	\$ 10.25	\$ 30.77
	Unskilled	\$ 20.02	\$ 10.25	\$ 30.27
<b>Mechanical Insulation Worker</b>				
	Skilled	\$ 29.98	\$ 12.56	\$ 42.54
	Semi-skilled	\$ 23.98	\$ 11.58	\$ 35.56
	Unskilled	\$ 14.99	\$ 8.24	\$ 23.23
<b>Millwrights</b>				
	Skilled	\$ 24.02	\$ 17.41	\$ 41.43
	Semi-skilled	\$ 19.22	\$ 17.41	\$ 36.63
	Unskilled	\$ 14.41	\$ 17.41	\$ 31.82
<b>Operating Engineers</b>				
	Skilled	\$ 29.40	\$ 12.55	\$ 41.95
	Semi-skilled	\$ 26.46	\$ 12.55	\$ 39.01
	Unskilled	\$ 22.05	\$ 12.55	\$ 34.60
<b>Painters/Brush/Roll/Paperhanger</b>				
	Skilled	\$ 20.56	\$ 11.12	\$ 31.68
	Semi-skilled	\$ 14.39	\$ 11.12	\$ 25.51
	Unskilled	\$ 10.28	\$ 11.12	\$ 21.40
<b>Painters/Sprays/Sandblast</b>				
	Skilled	\$ 21.56	\$ 11.12	\$ 32.68
	Semi-skilled	\$ 15.09	\$ 11.12	\$ 26.21
	Unskilled	\$ 10.78	\$ 11.12	\$ 21.90
<b>Pipefitters, Steamfitters &amp; Plumbers</b>				
	Skilled	\$ 27.86	\$ 14.66	\$ 42.52
	Semi-skilled	\$ 19.50	\$ 14.66	\$ 34.16
	Unskilled	\$ 11.14	\$ 6.75	\$ 17.89
<b>Plasterers</b>				
	Skilled	\$ 25.69	\$ 11.75	\$ 37.44
	Semi-skilled	\$ 21.84	\$ 11.75	\$ 33.59
	Unskilled	\$ 15.41	\$ 11.75	\$ 27.16
<b>Pointer/Caulker/Cleaners</b>				
	Skilled	\$ 28.16	\$ 11.55	\$ 39.71
	Semi-skilled	\$ 21.12	\$ 11.55	\$ 32.67
	Unskilled	\$ 14.08	\$ 11.55	\$ 25.63

<u>Classification</u>	<u>Class</u>	<u>Hourly Rate</u>	<u>Fringe Benefits</u>	<u>Total Hourly Wage Rate</u>
<b>Roofers</b>				
	Skilled	\$ 18.83	\$ 8.46	\$ 27.29
	Semi-skilled	\$ 15.06	\$ 8.46	\$ 23.52
	Unskilled	\$ 9.00	\$ 3.20	\$ 12.20
<b>Sheet Metal Workers</b>				
	Skilled	\$ 29.97	\$ 16.10	\$ 46.07
	Semi-skilled	\$ 22.48	\$ 16.10	\$ 38.58
	Unskilled	\$ 13.49	\$ 10.60	\$ 24.09
<b>Sound and Communication Workers</b>				
	Skilled	\$ 24.55	\$ 12.25	\$ 36.80
	Semi-skilled	\$ 20.87	\$ 12.25	\$ 33.12
	Unskilled	\$ 12.28	\$ 5.25	\$ 17.53
<b>Sprinkler Fitters</b>				
	Skilled	\$ 34.19	\$ 16.00	\$ 50.19
	Semi-skilled	\$ 23.93	\$ 16.00	\$ 39.93
	Unskilled	\$ 17.10	\$ 7.60	\$ 24.70
<b>Teamsters</b>				
Under 3 Tons	Skilled	\$ 20.91	\$ 8.95	\$ 29.86
	Semi-skilled	N/A	N/A	\$ -
	Unskilled	N/A	N/A	\$ -
<b>Teamsters</b>				
Over 3 Tons	Skilled	\$ 21.61	\$ 8.95	\$ 30.56
	Semi-skilled	N/A	N/A	\$ -
	Unskilled	N/A	N/A	\$ -
<b>Terrazzo Grinder Finisher</b>				
	Skilled	\$ 22.76	\$ 8.55	\$ 31.31
	Semi-skilled	\$ 17.07	\$ 8.55	\$ 25.62
	Unskilled	\$ 13.66	\$ 8.55	\$ 22.21
<b>Terrazzo Mechanic</b>				
	Skilled	\$ 27.52	\$ 10.20	\$ 37.72
	Semi-skilled	\$ 20.64	\$ 10.20	\$ 30.84
	Unskilled	\$ 13.76	\$ 10.20	\$ 23.96
<b>Tile &amp; Marble Mechanics</b>				
	Skilled	\$ 24.61	\$ 10.20	\$ 34.81
	Semi-skilled	\$ 18.46	\$ 10.20	\$ 28.66
	Unskilled	\$ 12.31	\$ 10.20	\$ 22.51
<b>Tile Finisher</b>				
	Skilled	\$ 19.59	\$ 8.55	\$ 28.14
	Semi-skilled	\$ 14.69	\$ 8.55	\$ 23.24
	Unskilled	\$ 11.75	\$ 8.55	\$ 20.30

**DEFINITIONS:**

**Skilled:** An individual who performs work in a classification listed on the scale of wages. It shall be presumed that an employee is a skilled worker in that classification, and entitled to receive compensation at the skilled rate, unless the worker satisfies all of the criteria for being categorized as a semi-skilled or unskilled worker.

<u>Classification</u>	<u>Class</u>	<u>Hourly Rate</u>	<u>Fringe Benefits</u>	<u>Total Hourly Wage Rate</u>
-----------------------	--------------	--------------------	------------------------	-------------------------------

**Semi-skilled:** An individual registered in a bona fide apprenticeship program registered with the United States Department of Labor, Employment and Training Administration, Bureau of Apprenticeship and Training.

**Unskilled:** An individual with less than twelve months of cumulative experience in the construction trades and who is not registered in a bona fide apprenticeship program.

*The above definitions shall not apply to workers in the classification of Laborer.*


**APPRENTICESHIP PROGRAMS:**

The Wage Committee determines that the common practice in the county is for contractors to participate in bona fide apprenticeship programs registered with the U.S. Department of Labor, Bureau of Apprenticeship and Training and that the rate of pay for the classifications of labor that participate in such programs is based in part on a percentage of the journeyman's rate (skilled rate herein) depending on the individual's progress in the program.

Workers engaged in such an apprenticeship program will be permitted to be paid the semi-skilled rate established in this wage determination.


Disputes regarding the appropriate classification of workers and the amounts said workers should be paid may be submitted to the Indiana Department of Labor for investigation.


SIGNATURES OF APPOINTEES

  
Appointee named by the Indiana State  
AFL-CIO

\_\_\_\_\_  
Appointee named by the  
Associated Builders and Contractors

\_\_\_\_\_  
Taxpayer Appointee named by the County  
Legislative Body

  
Industry Appointee named by Awarding  
Agency

  
Taxpayer Appointee named by the  
Awarding Agency

Dated this 10 day of January 2012

City: Fort Wayne

County: ALLEN

State of Indiana

We the undersigned common construction wage committee, appointed pursuant to Indiana Code 5-16-7 *et seq.*, as amended in 1995, do hereby fix and determine the following common construction wage scales to apply on the:

**Indiana University - Purdue University - Fort Wayne**

The rates listed below are for: Sewer/Utility

**WAGE RATES**

The wage rates under the column "Total Hourly Wage Rate" as set forth by the committee are the minimum wage rates to be paid and shall not prevent a contractor from paying a higher wage rate.

<u>Classification</u>	<u>Class</u>	<u>Hourly Rate</u>	<u>Fringe Benefits</u>	<u>Total Hourly Wage Rate</u>
Asbestos Workers	Skilled	\$ 19.95	\$ 11.25	\$ 31.20
	Semi-skilled	\$ 17.96	\$ 11.25	\$ 29.21
	Unskilled	\$ 14.25	\$ 2.25	\$ 16.50
Boilermakers	Skilled	\$ 33.65	\$ 18.82	\$ 52.47
	Semi-skilled	\$ 26.92	\$ 18.82	\$ 45.74
	Unskilled	\$ 20.19	\$ 18.82	\$ 39.01
Bricklayers	Skilled	\$ 28.06	\$ 12.21	\$ 40.27
	Semi-skilled	\$ 21.05	\$ 12.21	\$ 33.26
	Unskilled	\$ 14.03	\$ 12.21	\$ 26.24
Carpenters	Skilled	\$ 24.21	\$ 13.01	\$ 37.22
	Semi-skilled	\$ 19.37	\$ 13.01	\$ 32.38
	Unskilled	\$ 14.53	\$ 13.01	\$ 27.54
Floor Coverers	Skilled	\$ 23.55	\$ 13.32	\$ 36.87
	Semi-skilled	\$ 18.84	\$ 13.32	\$ 32.16
	Unskilled	\$ 14.13	\$ 13.32	\$ 27.45
Cement Masons	Skilled	\$ 22.85	\$ 10.85	\$ 33.70
	Semi-skilled	\$ 19.42	\$ 10.85	\$ 30.27
	Unskilled	\$ 13.71	\$ 10.85	\$ 24.56
Drywall Finishers	Skilled	\$ 20.56	\$ 11.12	\$ 31.68
	Semi-skilled	\$ 14.39	\$ 11.12	\$ 25.51
	Unskilled	\$ 10.28	\$ 11.12	\$ 21.40
Drywall Installers	Skilled	\$ 23.55	\$ 13.32	\$ 36.87
	Semi-skilled	\$ 18.84	\$ 13.32	\$ 32.16
	Unskilled	\$ 14.13	\$ 13.32	\$ 27.45
Electricians	Skilled	\$ 29.58	\$ 12.95	\$ 42.53
	Semi-skilled	\$ 23.66	\$ 12.95	\$ 36.61
	Unskilled	\$ 11.83	\$ 5.40	\$ 17.23

<u>Classification</u>	<u>Class</u>	<u>Hourly Rate</u>	<u>Fringe Benefits</u>	<u>Total Hourly Wage Rate</u>
<b>Elevator Constructors</b>	Skilled	\$ 41.91	\$ 21.78	\$ 63.69
	Semi-skilled	\$ 33.53	\$ 21.78	\$ 55.31
	Unskilled	\$ 20.96	\$ -	\$ 20.96
<b>Glaziers</b>	Skilled	\$ 22.00	\$ 11.57	\$ 33.57
	Semi-skilled	\$ 17.60	\$ 8.62	\$ 26.22
	Unskilled	\$ 11.00	\$ 7.46	\$ 18.46
<b>Iron Workers</b>	Skilled	\$ 24.64	\$ 17.87	\$ 42.51
	Semi-skilled	\$ 19.71	\$ 17.87	\$ 37.58
	Unskilled	\$ 12.32	\$ 17.87	\$ 30.19
<b>Laborers</b>	Skilled	\$ 21.92	\$ 10.25	\$ 32.17
	Semi-skilled	\$ 20.52	\$ 10.25	\$ 30.77
	Unskilled	\$ 20.02	\$ 10.25	\$ 30.27
<b>Mechanical Insulation Worker</b>	Skilled	\$ 29.98	\$ 12.56	\$ 42.54
	Semi-skilled	\$ 23.98	\$ 12.56	\$ 36.54
	Unskilled	\$ 14.99	\$ 8.24	\$ 23.23
<b>Millwrights/Piledrivers</b>	Skilled	\$ 24.02	\$ 17.41	\$ 41.43
	Semi-skilled	\$ 19.22	\$ 17.41	\$ 36.63
	Unskilled	\$ 14.41	\$ 17.41	\$ 31.82
<b>Operating Engineers</b>	Skilled	\$ 29.53	\$ 12.17	\$ 41.70
	Semi-skilled	\$ 26.58	\$ 12.17	\$ 38.75
	Unskilled	\$ 22.15	\$ 12.17	\$ 34.32
<b>Painters/Brush/Roll/Paperhanger</b>	Skilled	\$ 20.56	\$ 11.12	\$ 31.68
	Semi-skilled	\$ 14.39	\$ 11.12	\$ 25.51
	Unskilled	\$ 10.28	\$ 11.12	\$ 21.40
<b>Painters/Sprays/Sandblast</b>	Skilled	\$ 21.56	\$ 11.12	\$ 32.68
	Semi-skilled	\$ 15.09	\$ 11.12	\$ 26.21
	Unskilled	\$ 10.78	\$ 11.12	\$ 21.90
<b>Pipefitters, Steamfitters &amp; Plumbers</b>	Skilled	\$ 27.86	\$ 14.66	\$ 42.52
	Semi-skilled	\$ 19.50	\$ 14.66	\$ 34.16
	Unskilled	\$ 11.14	\$ 6.75	\$ 17.89
<b>Plasterers</b>	Skilled	\$ 25.69	\$ 11.75	\$ 37.44
	Semi-skilled	\$ 21.84	\$ 11.75	\$ 33.59
	Unskilled	\$ 15.41	\$ 11.75	\$ 27.16
<b>Pointer/Caulker/Cleaners</b>	Skilled	\$ 28.16	\$ 11.55	\$ 39.71
	Semi-skilled	\$ 21.12	\$ 11.55	\$ 32.67
	Unskilled	\$ 14.08	\$ 11.55	\$ 25.63

<u>Classification</u>	<u>Class</u>	<u>Hourly Rate</u>	<u>Fringe Benefits</u>	<u>Total Hourly Wage Rate</u>
<b>Roofers</b>				
	Skilled	\$ 18.83	\$ 8.46	\$ 27.29
	Semi-skilled	\$ 15.06	\$ 8.46	\$ 23.52
	Unskilled	\$ 9.00	\$ 3.20	\$ 12.20
<b>Sheet Metal Workers</b>				
	Skilled	\$ 29.97	\$ 16.10	\$ 46.07
	Semi-skilled	\$ 22.48	\$ 16.10	\$ 38.58
	Unskilled	\$ 13.49	\$ 10.60	\$ 24.09
<b>Sound and Communication Workers</b>				
	Skilled	\$ 24.55	\$ 12.25	\$ 36.80
	Semi-skilled	\$ 20.87	\$ 12.25	\$ 33.12
	Unskilled	\$ 12.28	\$ 5.25	\$ 17.53
<b>Sprinkler Fitters</b>				
	Skilled	\$ 34.19	\$ 16.00	\$ 50.19
	Semi-skilled	\$ 23.93	\$ 16.00	\$ 39.93
	Unskilled	\$ 17.10	\$ 7.60	\$ 24.70
<b>Teamsters</b>				
Under 3 Tons	Skilled	\$ 20.91	\$ 8.95	\$ 29.86
	Semi-skilled	N/A	N/A	\$ -
	Unskilled	N/A	N/A	\$ -
<b>Teamsters</b>				
Over 3 Tons	Skilled	\$ 21.61	\$ 8.95	\$ 30.56
	Semi-skilled	N/A	N/A	\$ -
	Unskilled	N/A	N/A	\$ -
<b>Terrazzo Grinder Finisher</b>				
	Skilled	\$ 22.76	\$ 8.55	\$ 31.31
	Semi-skilled	\$ 17.07	\$ 8.55	\$ 25.62
	Unskilled	\$ 13.66	\$ 8.55	\$ 22.21
<b>Terrazzo Mechanic</b>				
	Skilled	\$ 27.52	\$ 10.20	\$ 37.72
	Semi-skilled	\$ 20.64	\$ 10.20	\$ 30.84
	Unskilled	\$ 13.76	\$ 10.20	\$ 23.96
<b>Tile &amp; Marble Mechanics</b>				
	Skilled	\$ 24.61	\$ 10.20	\$ 34.81
	Semi-skilled	\$ 18.46	\$ 10.20	\$ 28.66
	Unskilled	\$ 12.31	\$ 10.20	\$ 22.51
<b>Tile Finisher</b>				
	Skilled	\$ 19.59	\$ 8.55	\$ 28.14
	Semi-skilled	\$ 14.69	\$ 8.55	\$ 23.24
	Unskilled	\$ 11.75	\$ 8.55	\$ 20.30

**DEFINITIONS:**

**Skilled:** An individual who performs work in a classification listed on the scale of wages. It shall be presumed that an employee is a skilled worker in that classification, and entitled to receive compensation at the skilled rate, unless the worker satisfies all of the criteria for being categorized as a semi-skilled or unskilled worker.



<u>Classification</u>	<u>Class</u>	<u>Hourly Rate</u>	<u>Fringe Benefits</u>	<u>Total Hourly Wage Rate</u>
-----------------------	--------------	--------------------	------------------------	-------------------------------

**Semi-skilled:** An individual registered in a bona fide apprenticeship program registered with the United States Department of Labor, Employment and Training Administration, Bureau of Apprenticeship and Training.

**Unskilled:** An individual with less than twelve months of cumulative experience in the construction trades and who is not registered in a bona fide apprenticeship program.

*The above definitions shall not apply to workers in the classification of Laborer.*


**APPRENTICESHIP PROGRAMS:**

The Wage Committee determines that the common practice in the county is for contractors to participate in bona fide apprenticeship programs registered with the U.S. Department of Labor, Bureau of Apprenticeship and Training and that the rate of pay for the classifications of labor that participate in such programs is based in part on a percentage of the journeyman's rate (skilled rate herein) depending on the individual's progress in the program.

Workers engaged in such an apprenticeship program will be permitted to be paid the semi-skilled rate established in this wage determination.


Disputes regarding the appropriate classification of workers and the amounts said workers should be paid may be submitted to the Indiana Department of Labor for investigation.


SIGNATURES OF APPOINTEES

  
Appointee named by the Indiana State  
AFL-CIO

\_\_\_\_\_  
Appointee named by the  
Associated Builders and Contractors

\_\_\_\_\_  
Taxpayer Appointee named by the County  
Legislative Body

  
Industry Appointee named by Awarding  
Agency

  
Taxpayer Appointee named by the  
Awarding Agency

Dated this 10 day of January 2012

City: Fort Wayne

County: ALLEN

State of Indiana

We the undersigned common construction wage committee, appointed pursuant to Indiana Code 5-16-7 *et seq.*, as amended in 1995, do hereby fix and determine the following common construction wage scales to apply on the:

**Indiana University Purdue University - Fort Wayne**

The rates listed below are for: **All Building Projects**

**WAGE RATES**

The wage rates under the column "Total Hourly Wage Rate" as set forth by the committee are the minimum wage rates to be paid and shall not prevent a contractor from paying a higher wage rate.

<u>Classification</u>	<u>Class</u>	<u>Hourly Rate</u>	<u>Fringe Benefits</u>	<u>Total Hourly Wage Rate</u>
Asbestos Workers	Skilled	\$ 19.95	\$ 11.25	\$ 31.20
	Semi-skilled	\$ 17.96	\$ 11.25	\$ 29.21
	Unskilled	\$ 14.25	\$ 2.25	\$ 16.50
Boilermakers	Skilled	\$ 33.65	\$ 18.82	\$ 52.47
	Semi-skilled	\$ 26.92	\$ 18.82	\$ 45.74
	Unskilled	\$ 20.19	\$ 18.82	\$ 39.01
Bricklayers	Skilled	\$ 28.06	\$ 12.21	\$ 40.27
	Semi-skilled	\$ 21.05	\$ 12.21	\$ 33.26
	Unskilled	\$ 14.03	\$ 12.21	\$ 26.24
Carpenters	Skilled	\$ 23.55	\$ 13.32	\$ 36.87
	Semi-skilled	\$ 18.84	\$ 13.32	\$ 32.16
	Unskilled	\$ 14.13	\$ 13.32	\$ 27.45
Floor Coverers	Skilled	\$ 23.55	\$ 13.32	\$ 36.87
	Semi-skilled	\$ 18.84	\$ 13.32	\$ 32.16
	Unskilled	\$ 14.13	\$ 13.32	\$ 27.45
Cement Masons	Skilled	\$ 22.85	\$ 10.85	\$ 33.70
	Semi-skilled	\$ 19.42	\$ 10.85	\$ 30.27
	Unskilled	\$ 13.71	\$ 10.85	\$ 24.56
Drywall Finishers	Skilled	\$ 20.56	\$ 11.12	\$ 31.68
	Semi-skilled	\$ 14.39	\$ 11.12	\$ 25.51
	Unskilled	\$ 10.28	\$ 11.12	\$ 21.40
Drywall Installers	Skilled	\$ 23.55	\$ 13.32	\$ 36.87
	Semi-skilled	\$ 18.84	\$ 13.32	\$ 32.16
	Unskilled	\$ 14.13	\$ 13.32	\$ 27.45
Electricians	Skilled	\$ 29.58	\$ 12.95	\$ 42.53
	Semi-skilled	\$ 23.66	\$ 12.95	\$ 36.61

<u>Classification</u>	<u>Class</u>	<u>Hourly Rate</u>	<u>Fringe Benefits</u>	<u>Total Hourly Wage Rate</u>
	Unskilled	\$ 11.83	\$ 5.40	\$ 17.23
<b>Elevator Constructors</b>				
	Skilled	\$ 41.91	\$ 21.78	\$ 63.69
	Semi-skilled	\$ 33.53	\$ 21.78	\$ 55.31
	Unskilled	\$ 20.96	\$ -	\$ 20.96
<b>Glaziers</b>				
	Skilled	\$ 22.00	\$ 11.57	\$ 33.57
	Semi-skilled	\$ 17.60	\$ 8.62	\$ 26.22
	Unskilled	\$ 11.00	\$ 7.46	\$ 18.46
<b>Iron Workers</b>				
	Skilled	\$ 24.64	\$ 17.87	\$ 42.51
	Semi-skilled	\$ 19.71	\$ 17.87	\$ 37.58
	Unskilled	\$ 12.32	\$ 17.87	\$ 30.19
<b>Laborers</b>				
	Skilled	\$ 19.75	\$ 11.05	\$ 30.80
	Semi-skilled	\$ 19.25	\$ 11.05	\$ 30.30
	Unskilled	\$ 18.75	\$ 11.05	\$ 29.80
<b>Mechanical Insulation Worker</b>				
	Skilled	\$ 29.98	\$ 12.56	\$ 42.54
	Semi-skilled	\$ 23.98	\$ 11.58	\$ 35.56
	Unskilled	\$ 14.99	\$ 8.24	\$ 23.23
<b>Millwrights</b>				
	Skilled	\$ 24.02	\$ 17.41	\$ 41.43
	Semi-skilled	\$ 19.22	\$ 17.41	\$ 36.63
	Unskilled	\$ 14.41	\$ 17.41	\$ 31.82
<b>Operating Engineers</b>				
	Skilled	\$ 29.70	\$ 13.75	\$ 43.45
	Semi-skilled	\$ 26.73	\$ 13.75	\$ 40.48
	Unskilled	\$ 22.28	\$ 13.75	\$ 36.03
<b>Painters/Brush/Roll/Paperhanger</b>				
	Skilled	\$ 20.56	\$ 11.12	\$ 31.68
	Semi-skilled	\$ 14.39	\$ 11.12	\$ 25.51
	Unskilled	\$ 10.28	\$ 11.12	\$ 21.40
<b>Painters/Sprays/Sandblast</b>				
	Skilled	\$ 21.56	\$ 11.12	\$ 32.68
	Semi-skilled	\$ 15.09	\$ 11.12	\$ 26.21
	Unskilled	\$ 10.78	\$ 11.12	\$ 21.90
<b>Pipefitters, Steamfitters &amp; Plumbers</b>				
	Skilled	\$ 27.86	\$ 14.66	\$ 42.52
	Semi-skilled	\$ 19.50	\$ 14.66	\$ 34.16
	Unskilled	\$ 11.14	\$ 6.75	\$ 17.89
<b>Plasterers</b>				
	Skilled	\$ 25.69	\$ 11.75	\$ 37.44
	Semi-skilled	\$ 21.84	\$ 11.75	\$ 33.59
	Unskilled	\$ 15.41	\$ 11.75	\$ 27.16
<b>Painter/Caulker/Cleaners</b>				
	Skilled	\$ 28.16	\$ 11.55	\$ 39.71
	Semi-skilled	\$ 21.12	\$ 11.55	\$ 32.67
	Unskilled	\$ 14.08	\$ 11.55	\$ 25.63

<u>Classification</u>	<u>Class</u>	<u>Hourly Rate</u>	<u>Fringe Benefits</u>	<u>Total Hourly Wage Rate</u>
<b>Roofers</b>				
	Skilled	\$ 18.83	\$ 8.46	\$ 27.29
	Semi-skilled	\$ 15.06	\$ 8.46	\$ 23.52
	Unskilled	\$ 9.00	\$ 3.20	\$ 12.20
<b>Sheet Metal Workers</b>				
	Skilled	\$ 29.97	\$ 16.10	\$ 46.07
	Semi-skilled	\$ 22.48	\$ 16.10	\$ 38.58
	Unskilled	\$ 13.49	\$ 10.60	\$ 24.09
<b>Sound and Communication Workers</b>				
	Skilled	\$ 24.55	\$ 12.25	\$ 36.80
	Semi-skilled	\$ 20.87	\$ 12.25	\$ 33.12
	Unskilled	\$ 12.28	\$ 5.25	\$ 17.53
<b>Sprinkler Fitters</b>				
	Skilled	\$ 34.19	\$ 16.00	\$ 50.19
	Semi-skilled	\$ 23.93	\$ 16.00	\$ 39.93
	Unskilled	\$ 17.10	\$ 7.60	\$ 24.70
<b>Teamsters</b>				
Under 3 Tons	Skilled	\$ 25.81	\$ 11.13	\$ 36.94
	Semi-skilled	N/A	N/A	\$ -
	Unskilled	N/A	N/A	\$ -
<b>Teamsters</b>				
Over 3 Tons	Skilled	\$ 26.11	\$ 11.13	\$ 37.24
	Semi-skilled	N/A	N/A	\$ -
	Unskilled	N/A	N/A	\$ -
<b>Terrazzo Grinder Finisher</b>				
	Skilled	\$ 22.76	\$ 8.55	\$ 31.31
	Semi-skilled	\$ 17.07	\$ 8.55	\$ 25.62
	Unskilled	\$ 13.66	\$ 8.55	\$ 22.21
<b>Terrazzo Mechanic</b>				
	Skilled	\$ 27.52	\$ 10.20	\$ 37.72
	Semi-skilled	\$ 20.64	\$ 10.20	\$ 30.84
	Unskilled	\$ 13.76	\$ 10.20	\$ 23.96
<b>Tile &amp; Marble Mechanics</b>				
	Skilled	\$ 24.61	\$ 10.20	\$ 34.81
	Semi-skilled	\$ 18.46	\$ 10.20	\$ 28.66
	Unskilled	\$ 12.31	\$ 10.20	\$ 22.51
<b>Tile Finisher</b>				
	Skilled	\$ 19.59	\$ 8.55	\$ 28.14
	Semi-skilled	\$ 14.69	\$ 8.55	\$ 23.24
	Unskilled	\$ 11.75	\$ 8.55	\$ 20.30

**DEFINITIONS:**

**Skilled:** An individual who performs work in a classification listed on the scale of wages. It shall be presumed that an employee is a skilled worker in that classification, and entitled to receive compensation at the skilled rate, unless the worker satisfies all of the criteria for being categorized as a semi-skilled or unskilled worker.

<u>Classification</u>	<u>Class</u>	<u>Hourly Rate</u>	<u>Fringe Benefits</u>	<u>Total Hourly Wage Rate</u>
-----------------------	--------------	--------------------	------------------------	-------------------------------

**Semi-skilled:** An individual registered in a bona fide apprenticeship program registered with the United States Department of Labor, Employment and Training Administration, Bureau of Apprenticeship and Training.

**Unskilled:** An individual with less than twelve months of cumulative experience in the construction trades and who is not registered in a bona fide apprenticeship program.

*The above definitions shall not apply to workers in the classification of Laborer.*

**APPRENTICESHIP PROGRAMS:**

The Wage Committee determines that the common practice in the county is for contractors to participate in bona fide apprenticeship programs registered with the U.S. Department of Labor, Bureau of Apprenticeship and Training and that the rate of pay for the classifications of labor that participate in such programs is based in part on a percentage of the journeyman's rate (skilled rate herein) depending on the individual's progress in the program.

Workers engaged in such an apprenticeship program will be permitted to be paid the semi-skilled rate established in this wage determination.

Disputes regarding the appropriate classification of workers and the amounts said workers should be paid may be submitted to the Indiana Department of Labor for investigation.


SIGNATURES OF APPOINTEES




Appointee named by the Indiana State  
AFL-CIO

\_\_\_\_\_  
Appointee named by the  
Associated Builders and Contractors

\_\_\_\_\_  
Taxpayer Appointee named by the County  
Legislative Body



Industry Appointee named by Awarding  
Agency



Taxpayer Appointee named by the  
Awarding Agency

Dated this 10 day of January 2012