

20112048

COMMON CONSTRUCTION WAGE SCALE
Building Wages

Date: August 10, 2011

City: Salem

County: Washington

Project Description and Scope: ~~Indiana Department of Administration/DNR (IDOL 20112025)~~ ^{WASHINGTON Co. IJ. R.V. MD J.M.} wage scale for the above agency for public works projects awarded no later than three (3) months after the date the committee adopts said wages. ^{IDOL 20112048 AS R.V. MD J.M.}

We the undersigned common construction wage committee, appointed pursuant to Indiana Code 5-16-7 *et seq.*, do hereby fix and determine the following common construction wage scale to apply on the above referenced project.

Classification	Class	Hourly Rate	Fringes	Total:
Insulators/				
Mechanical Insulators	Skilled	\$24.41	\$10.86	\$35.27
	Semiskilled	\$13.75	\$5.94	\$19.69
	Unskilled	\$12.50	\$5.94	\$18.44
Asbestos Workers/				
Asbestos Abatement	Skilled	\$22.33	\$9.49	\$31.82
	Semiskilled	N/A	N/A	
	Unskilled	N/A	N/A	
Boilermakers				
	Skilled	\$33.65	\$20.36	\$54.01
	Semiskilled	\$26.92	\$20.36	\$47.28
	Unskilled	\$23.56	\$20.36	\$43.92
Bricklayers				
	Skilled	\$27.20	\$10.32	\$37.52
	Semiskilled	\$20.40	\$10.32	\$33.40
	Unskilled	\$13.60	\$10.32	\$25.17

Carpenters

Skilled	\$22.75	\$14.97	\$37.72
Semiskilled	\$18.20	\$14.97	\$33.17
Unskilled	\$13.65	\$14.97	\$28.62

Carpet Layers

Skilled	\$22.75	\$14.97	\$37.72
Semiskilled	\$18.20	\$14.97	\$33.17
Unskilled	\$13.65	\$14.97	\$28.62

Cement Masons

Skilled	\$23.58	\$10.26	\$33.84
Semiskilled	\$18.86	\$10.26	\$29.12
Unskilled	\$14.15	\$10.26	\$24.41

Drywall Finishers

Skilled	\$22.75	\$14.97	\$37.72
Semiskilled	\$18.20	\$14.97	\$33.17
Unskilled	\$13.65	\$14.97	\$28.62

Drywall Installers

Skilled	\$22.75	\$14.97	\$37.72
Semiskilled	\$18.20	\$14.97	\$33.17
Unskilled	\$13.65	\$14.97	\$28.62

Electricians

Skilled	\$29.27	\$13.08	\$42.35
Semiskilled	\$20.49	\$12.54	\$33.03
Unskilled	\$13.84	\$12.54	\$22.73

Elevator Constructors

Skilled	\$36.94	\$20.23	\$57.17
Semiskilled	\$25.86	\$20.23	\$46.09
Unskilled	\$20.32	\$20.23	\$40.55

Glaziers

Skilled	\$26.33	\$10.42	\$36.75
Semiskilled	\$18.44	\$10.42	\$28.86
Unskilled	\$13.17	\$10.42	\$23.59

Iron Workers

Skilled	\$25.77	\$18.70	\$44.47
Semiskilled	\$20.62	\$18.70	\$39.32
Unskilled	\$15.46	\$18.70	\$34.16

Laborers

Skilled	\$19.40	\$11.05	\$30.45
Semiskilled	\$18.90	\$11.05	\$29.95
Unskilled	\$18.40	\$11.05	\$29.45

**Laborers/Asbestos
Abatement**

Skilled	\$19.40	\$11.65	\$29.45
Semiskilled	N/A	N/A	
Unskilled	N/A	N/A	

Millwrights

Skilled	\$24.40	\$16.72	\$41.12
Semiskilled	\$19.52	\$16.72	\$36.24
Unskilled	\$14.64	\$16.72	\$31.36

Operating Engineers

Skilled	\$28.68	\$13.05	\$41.73
Semiskilled	\$21.51	\$13.05	\$34.56
Unskilled	\$18.64	\$13.05	\$31.69

Painters/Brush/Roll

Skilled	\$18.50	\$10.67	\$29.17
Semiskilled	\$14.80	\$10.67	\$25.47
Unskilled	\$7.40	\$10.67	\$18.07

Painters/Spray/Sandblast

Skilled	\$19.50	\$10.67	\$30.17
Semiskilled	\$15.60	\$10.67	\$26.27
Unskilled	\$7.80	\$10.67	\$18.47

Pipefitters & Steamfitters

Skilled	\$31.00	\$16.48	\$47.48
Semiskilled	\$20.15	\$16.48	\$36.63
Unskilled	\$14.57	\$16.48	\$31.05

Plasterers

Skilled	\$25.04	\$12.59	\$37.63
Semiskilled	\$17.60	\$12.59	30.19
Unskilled	\$8.80	\$12.59	21.36

Plumbers

Skilled	\$31.00	\$16.48	\$47.48
Semiskilled	\$20.15	\$16.48	\$36.63
Unskilled	\$14.57	\$16.48	\$31.05

Pointer/Caulker/Cleaners

Skilled	\$27.20	\$10.32	\$37.52
Semiskilled	\$20.40	\$10.32	\$33.40
Unskilled	\$13.60	\$10.32	\$25.17

Roofers

Skilled	\$21.28	\$7.35	\$28.63
Semiskilled	\$18.09	\$7.35	\$25.44
Unskilled	\$12.77	\$7.35	\$19.62

Sheet Metal Workers

Skilled	\$31.46	\$16.88	\$48.34
Semiskilled	\$23.60	\$15.73	\$39.33
Unskilled	\$15.73	\$14.69	\$30.42

**Sound and Communication
Workers**

Skilled	\$29.27	\$13.08	\$42.35
Semiskilled	\$18.15	\$9.60	\$25.49
Unskilled	\$11.71	\$8.02	\$18.27

Sprinkler Fitters

Skilled	\$31.29	\$12.75	\$44.04
Semiskilled	\$20.34	\$12.75	\$33.09
Unskilled	\$15.65	\$6.81	\$22.46

Stone Masons

Skilled	\$27.20	\$10.32	\$37.52
Semiskilled	\$20.40	\$10.32	\$33.40
Unskilled	\$13.60	\$10.32	\$25.17

Teamsters

Skilled	\$19.56	\$13.47	\$33.03
Semiskilled	N/A	N/A	
Unskilled	N/A	N/A	

Technical Engineers

Skilled	\$17.70	\$10.25	\$27.95
Semiskilled	N/A	N/A	
Unskilled	N/A	N/A	

Tile, Marble Setters

Skilled	\$22.64	\$6.10	\$28.74
Semiskilled	\$15.85	\$6.10	\$21.95
Unskilled	\$11.32	\$6.10	\$17.42

Terrazzo Setters

Skilled	\$22.64	\$6.10	\$28.74
Semiskilled	\$15.85	\$6.10	\$21.95
Unskilled	\$11.32	\$6.10	\$17.42


Tile, Marble, Terrazzo Finishers

Skilled	\$15.42	\$5.42	\$20.84
Semiskilled	\$11.57	\$5.42	\$16.99
Unskilled	\$7.71	\$5.42	\$13.13


Truck Mechanics


Skilled	\$19.75	\$13.40	\$33.15
Semiskilled	N/A	N/A	N/A
Unskilled	N/A	N/A	N/A


Indiana State AFL-CIO Representative


Awarding Agency Representative

A.B.C. Representative


Taxpayer Named by Appointing Agency


Taxpayers Named by County Legislative
Body

8-10-11
Date