

COMMON CONSTRUCTION WAGE SCALE

2011.1052

Date: July 14, 2011

City: ELKHART

County: ELKHART

State of Indiana

Project Description and Scope:

City of Elkhart:

Wage determination for projects awarded on or after July 14, 2011 for a period of not later than three (3) months after this date.

Type of Construction

The common construction wage rates listed below are **Heavy/Highway** rates.

Governing Definitions

The undersigned common construction wage committee has determined that for the above-cited project the following definitions of classifications shall be used when applying this wage scale to said project (**Mark One**):

- (X) The Indiana Department of Labor's *Guide to Building Trades Classifications with Descriptions*;
- () The United States Department of Labor's *Dictionary of Occupational Titles*; or
- () Other attached document.

A copy of the above marked document is attached to this document and labeled "Attachment A".

Wage Rates

The wage rates under the column "Total" as set forth by the committee are the minimum wage rates to be paid and shall not prevent a contractor from paying a higher wage rate.

We the undersigned common construction wage committee, appointed pursuant to Indiana Code 5-16-7 et seq., do hereby fix and determine the following common construction wage scale to apply on the above referenced project.

<u>Classification</u>	<u>Class</u>	<u>Hourly Rate</u>	<u>Fringes</u>	<u>Total</u>
Carpenters	Skilled	\$ 25.02	\$ 14.16	\$ 39.18
	Semiskilled	\$ 20.02	\$ 14.16	\$ 34.18
	Unskilled	\$ 15.01	\$ 14.16	\$ 29.17

Classification	Class	Hourly Rate	Fringes	Total
Cement Masons				
	Skilled	\$ 29.42	\$ 10.95	\$ 40.37
	Semiskilled	\$ 23.53	\$ 10.95	\$ 34.48
	Unskilled	\$ 17.65	\$ 10.95	\$ 28.60
Dynamite Men				
	Skilled	\$ 23.62	\$ 11.22	\$ 34.84
	Semiskilled	N/A	N/A	\$ -
	Unskilled	N/A	N/A	\$ -
Electricians				
	Skilled	\$ 30.00	\$ 17.12	\$ 47.12
	Semiskilled	\$ 19.50	\$ 15.11	\$ 34.61
	Unskilled	\$ 12.00	\$ 7.93	\$ 19.93
Iron Workers				
	Skilled	\$ 25.80	\$ 18.11	\$ 43.91
	Semiskilled	\$ 20.64	\$ 18.11	\$ 38.75
	Unskilled	\$ 15.48	\$ 18.11	\$ 33.59
Laborers				
	Skilled	\$ 23.82	\$ 11.21	\$ 35.03
	Semiskilled	\$ 23.39	\$ 11.21	\$ 34.60
	Unskilled	\$ 22.82	\$ 11.21	\$ 34.03
Operating Engineers				
	Skilled	\$ 29.00	\$ 17.61	\$ 46.61
	Semiskilled	\$ 24.65	\$ 17.61	\$ 42.26
	Unskilled	\$ 20.30	\$ 15.26	\$ 35.56
Painters/Brush/Roll				
	Skilled	\$ 25.68	\$ 11.97	\$ 37.65
	Semiskilled	\$ 19.26	\$ 10.70	\$ 29.96
	Unskilled	\$ 14.12	\$ 9.67	\$ 23.79
Painters/Spray/Sandblast				
	Skilled	\$ 25.18	\$ 11.97	\$ 37.15
	Semiskilled	\$ 19.64	\$ 10.70	\$ 30.34
	Unskilled	\$ 14.40	\$ 9.67	\$ 24.07
Plumbers				
	Skilled	\$ 28.50	\$ 13.27	\$ 41.77
	Semiskilled	\$ 19.95	\$ 13.27	\$ 33.22
	Unskilled	\$ 11.40	\$ 6.75	\$ 18.15

Classification	Class	Hourly Rate	Fringes	Total
Teamsters				
Pickup Trucks	Skilled	\$ 25.66	\$ 11.35	\$ 37.01
	Semiskilled	N/A	N/A	\$ -
	Unskilled	N/A	N/A	\$ -
Single Axle	Skilled	\$ 25.81	\$ 11.35	\$ 37.16
	Semiskilled	N/A	N/A	\$ -
	Unskilled	N/A	N/A	\$ -
Tandem Axle	Skilled	\$ 25.91	\$ 11.35	\$ 37.26
	Semiskilled	N/A	N/A	\$ -
	Unskilled	N/A	N/A	\$ -
Tri Axle	Skilled	\$ 26.11	\$ 11.35	\$ 37.46
	Semiskilled	N/A	N/A	\$ -
	Unskilled	N/A	N/A	\$ -
Lowboy	Skilled	\$ 26.16	\$ 11.35	\$ 37.51
	Semiskilled	N/A	N/A	\$ -
	Unskilled	N/A	N/A	\$ -
Semi	Skilled	\$ 26.11	\$ 11.35	\$ 37.46
	Semiskilled	N/A	N/A	\$ -
	Unskilled	N/A	N/A	\$ -
Quad Axle	Skilled	\$ 26.31	\$ 11.35	\$ 37.66
	Semiskilled	N/A	N/A	\$ -
	Unskilled	N/A	N/A	\$ -
Articulating Dump	Skilled	\$ 26.31	\$ 11.35	\$ 37.66
	Semiskilled	N/A	N/A	\$ -
	Unskilled	N/A	N/A	\$ -
Combination Man	Skilled	\$ 28.76	\$ 11.35	\$ 40.11
	Semiskilled	N/A	N/A	\$ -
	Unskilled	N/A	N/A	\$ -

Definitions:

Skilled: An individual who performs work in a classification listed on the scale of wages. It shall be presumed that an employee is a skilled worker in that classification, and entitled to receive compensation at the skilled rate, unless the worker satisfies all of the criteria for being categorized as a semi-skilled or unskilled worker.

Semi-skilled: An individual registered in a bona fide apprenticeship program registered with the United States Department of Labor, Employment and Training Administration, Bureau of Apprenticeship and Training. Apprentices are paid pursuant to their individually warranted percentage for the classification of work that they perform as set forth in the apprentice program standards.

Unskilled: An individual with less than twelve months of cumulative experience in the construction trades and who is not registered in a bona fide apprenticeship program.

The above definitions shall not apply to workers in the classification of Laborer.


Apprenticeship Programs:

The Wage Committee determines that the common practice in the county is for contractors to participate in bona fide apprenticeship programs registered with the U.S. Department of Labor, Bureau of Apprenticeship and Training and that the rate of pay for the classifications of labor that participate in such programs is based in part on a percentage of the journeyman's rate (skilled rate herein) depending on the individual's progress in the program.


Workers engaged in such an apprenticeship program will be permitted to work at less than the predetermined rate set out above for the work they perform. Such apprentices must be paid at not less than the rate specified in the registered program for the apprentice's level of progress, expressed as a percentage of the journeymen hourly rate which is the skilled hourly rate in this wage scale.


Any worker who is not registered or otherwise employed in a bona fide apprenticeship program registered with the U.S. Department of Labor, Bureau of Apprenticeship and Training and has twelve or more months of cumulative experience in the construction trades shall be paid at the skilled wage rate on this wage determination for the classification of work actually performed by the worker regardless of how the employer classifies such a worker.

Disputes regarding the appropriate classification of workers and the amounts said workers should be paid may be submitted to the Indiana Department of Labor for investigation.



Indiana State AFL-CIO Representative



Industry Representative Named by Awarding Agency



Appointed by Associated Builders and Contractors



Taxpayer Named by Awarding Agency


Taxpayer Named by County Legislative Body

Dated this 14th day of July 2011

COMMON CONSTRUCTION WAGE SCALE

Date: July 14, 2011

City: ELKHART

County: ELKHART

State of Indiana

Project Description and Scope:

City of Elkhart:

Wage determination for projects awarded on or after July 14, 2011 for a period of not later than three (3) months after this date.

Type of Construction

The common construction wage rates listed below are **Commercial Building** rates.

Governing Definitions

The undersigned common construction wage committee has determined that for the above-cited project the following definitions of classifications shall be used when applying this wage scale to said project (**Mark One**):

- (X) The Indiana Department of Labor's *Guide to Building Trades Classifications with Descriptions*;
- () The United States Department of Labor's *Dictionary of Occupational Titles*; or
- () Other attached document.

A copy of the above marked document is attached to this document and labeled "Attachment A".

Wage Rates

The wage rates under the column "Total" as set forth by the committee are the minimum wage rates to be paid and shall not prevent a contractor from paying a higher wage rate.

We the undersigned common construction wage committee, appointed pursuant to Indiana Code 5-16-7 et seq., do hereby fix and determine the following common construction wage scale to apply on the above referenced projects.

Classification	Class	Hourly Rate	Fringes	Total
Asbestos Abatement				
	Skilled	\$ 20.45	\$ 12.00	\$ 32.45
	Semiskilled	\$ 20.45	\$ 12.00	\$ 32.45
	Unskilled	\$ 14.25	\$ 2.57	\$ 16.82
Asbestos Workers				
	Skilled	\$ 31.40	\$ 15.34	\$ 46.74
	Semiskilled	\$ 25.12	\$ 15.34	\$ 40.46
	Unskilled	\$ 18.84	\$ 15.34	\$ 34.18
Boilermakers				
	Skilled	\$ 33.43	\$ 22.48	\$ 55.91
	Semiskilled	\$ 26.74	\$ 22.48	\$ 49.22
	Unskilled	\$ 20.06	\$ 22.48	\$ 42.54

Classification	Class	Hourly Rate	Fringes	Total
Bricklayers/Stone Masons				
	Skilled	\$ 27.61	\$ 12.34	\$ 39.95
	Semiskilled	\$ 20.71	\$ 12.34	\$ 33.05
	Unskilled	\$ 13.81	\$ 12.34	\$ 26.15
Carpenters				
	Skilled	\$ 25.67	\$ 14.47	\$ 40.14
	Semiskilled	\$ 20.54	\$ 14.47	\$ 35.01
	Unskilled	\$ 16.26	\$ 13.62	\$ 29.88
Carpet Layers/Floor Coverers				
	Skilled	\$ 25.67	\$ 14.47	\$ 40.14
	Semiskilled	\$ 20.54	\$ 14.47	\$ 35.01
	Unskilled	\$ 16.26	\$ 13.62	\$ 29.88
Cement Masons				
	Skilled	\$ 25.64	\$ 11.28	\$ 36.92
	Semiskilled	\$ 20.51	\$ 11.28	\$ 31.79
	Unskilled	\$ 17.94	\$ 11.28	\$ 29.22
Drywall Finishers				
	Skilled	\$ 25.68	\$ 11.97	\$ 37.65
	Semiskilled	\$ 19.26	\$ 10.70	\$ 29.96
	Unskilled	\$ 14.12	\$ 9.67	\$ 23.79
Drywall Installers				
	Skilled	\$ 25.67	\$ 14.47	\$ 40.14
	Semiskilled	\$ 20.54	\$ 14.47	\$ 35.01
	Unskilled	\$ 16.26	\$ 13.62	\$ 29.88
Dynamite Men				
	Skilled	\$ 22.53	\$ 11.28	\$ 33.81
	Semiskilled	N/A	N/A	\$ -
	Unskilled	N/A	N/A	\$ -
Electricians				
	Skilled	\$ 30.00	\$ 17.12	\$ 47.12
	Semiskilled	\$ 19.50	\$ 15.11	\$ 34.61
	Unskilled	\$ 12.00	\$ 7.93	\$ 19.93
Elevator Constructors				
	Skilled	\$ 41.91	\$ 26.72	\$ 68.63
	Semiskilled	\$ 29.34	\$ 24.15	\$ 53.49
	Unskilled	\$ 20.96	\$ -	\$ 20.96
Glaziers				
	Skilled	\$ 22.24	\$ 14.10	\$ 36.34
	Semiskilled	\$ 17.79	\$ 14.10	\$ 31.89
	Unskilled	\$ 11.12	\$ 14.10	\$ 25.22

Classification	Class	Hourly Rate	Fringes	Total
Hod Carriers				
	Skilled	N/A	N/A	\$ -
See definitions	Semiskilled	\$ 21.23	\$ 11.28	\$ 32.51
	Unskilled	N/A	N/A	\$ -
Iron Workers				
	Skilled	\$ 25.80	\$ 18.11	\$ 43.91
	Semiskilled	\$ 20.64	\$ 18.11	\$ 38.75
	Unskilled	\$ 15.48	\$ 18.11	\$ 33.59
Laborers				
	Skilled	\$ 22.53	\$ 11.28	\$ 33.81
	Semiskilled	\$ 21.23	\$ 11.28	\$ 32.51
	Unskilled	\$ 20.53	\$ 11.28	\$ 31.81
Mechanical Insulators				
	Skilled	\$ 31.40	\$ 15.34	\$ 46.74
	Semiskilled	\$ 25.12	\$ 15.34	\$ 40.46
	Unskilled	\$ 18.84	\$ 15.34	\$ 34.18
Millwrights				
	Skilled	\$ 24.02	\$ 17.71	\$ 41.73
	Semiskilled	\$ 19.22	\$ 17.71	\$ 36.93
	Unskilled	\$ 14.42	\$ 17.71	\$ 32.13
Operating Engineers				
	Skilled	\$ 27.60	\$ 19.10	\$ 46.70
	Semiskilled	\$ 24.10	\$ 19.10	\$ 43.20
	Unskilled	\$ 20.55	\$ 16.45	\$ 37.00
Painters/Brush/Roll				
	Skilled	\$ 25.68	\$ 11.97	\$ 37.65
	Semiskilled	\$ 19.26	\$ 10.70	\$ 29.96
	Unskilled	\$ 14.12	\$ 9.67	\$ 23.79
Painters/Spray/Sandblast				
	Skilled	\$ 26.18	\$ 11.97	\$ 38.15
	Semiskilled	\$ 19.64	\$ 10.70	\$ 30.34
	Unskilled	\$ 14.40	\$ 9.67	\$ 24.07
Paper/Vinyl Hangers				
	Skilled	\$ 25.68	\$ 11.97	\$ 37.65
	Semiskilled	\$ 19.26	\$ 10.70	\$ 29.96
	Unskilled	\$ 14.12	\$ 9.67	\$ 23.79
Pipefitters & Steamfitters				
	Skilled	\$ 27.86	\$ 14.97	\$ 42.83
	Semiskilled	\$ 16.72	\$ 14.97	\$ 31.69
	Unskilled	\$ 11.14	\$ 7.60	\$ 18.74

Classification	Class	Hourly Rate	Fringes	Total
Plasterers				
	Skilled	\$ 25.69	\$ 11.82	\$ 37.51
	Semiskilled	\$ 20.55	\$ 11.82	\$ 32.37
	Unskilled	\$ 15.41	\$ 11.82	\$ 27.23
Plumbers				
	Skilled	\$ 27.86	\$ 14.97	\$ 42.83
	Semiskilled	\$ 16.72	\$ 14.97	\$ 31.69
	Unskilled	\$ 11.14	\$ 7.60	\$ 18.74
Pointer/Caulker/Cleaners				
	Skilled	\$ 27.61	\$ 12.34	\$ 39.95
	Semiskilled	\$ 20.71	\$ 12.34	\$ 33.05
	Unskilled	\$ 13.81	\$ 12.34	\$ 26.15
Roofers				
	Skilled	\$ 27.61	\$ 11.87	\$ 39.48
	Semiskilled	\$ 22.09	\$ 11.87	\$ 33.96
	Unskilled	\$ 13.81	\$ 3.27	\$ 17.08
Sheet Metal Workers				
	Skilled	\$ 28.74	\$ 18.76	\$ 47.50
	Semiskilled	\$ 18.68	\$ 17.36	\$ 36.04
	Unskilled	\$ 14.37	\$ 16.79	\$ 31.16
Sound and Communication Workers				
	Skilled	\$ 24.49	\$ 11.44	\$ 35.93
	Semiskilled	\$ 18.37	\$ 11.26	\$ 29.63
	Unskilled	\$ 12.25	\$ 7.22	\$ 19.47
Sprinkler Fitters				
	Skilled	\$ 33.69	\$ 16.00	\$ 49.69
	Semiskilled	\$ 21.90	\$ 14.25	\$ 36.15
	Unskilled	\$ 16.85	\$ 8.15	\$ 25.00
Teamsters				
Pickup Trucks	Skilled	\$ 23.66	\$ 6.94	\$ 30.60
	Semiskilled	N/A	N/A	\$ -
	Unskilled	N/A	N/A	\$ -
Single Axle	Skilled	\$ 23.87	\$ 6.94	\$ 30.81
	Semiskilled	N/A	N/A	\$ -
	Unskilled	N/A	N/A	\$ -
Tandem Tri Axle/Fuel Tk	Skilled	\$ 23.95	\$ 6.94	\$ 30.89
	Semiskilled	N/A	N/A	\$ -
	Unskilled	N/A	N/A	\$ -
Semi	Skilled	\$ 24.53	\$ 6.94	\$ 31.47
	Semiskilled	N/A	N/A	\$ -
	Unskilled	N/A	N/A	\$ -

<u>Classification</u>	<u>Class</u>	<u>Hourly Rate</u>	<u>Fringes</u>	<u>Total</u>
Terrazzo Finisher				
	Skilled	\$ 27.06	\$ 10.22	\$ 37.28
	Semiskilled	\$ 20.30	\$ 10.22	\$ 30.52
	Unskilled	\$ 13.53	\$ 10.22	\$ 23.75
Terrazzo Mechanic				
	Skilled	\$ 28.58	\$ 11.89	\$ 40.47
	Semiskilled	\$ 21.44	\$ 11.89	\$ 33.33
	Unskilled	\$ 14.29	\$ 11.89	\$ 26.18
Tile Finisher				
	Skilled	\$ 26.06	\$ 10.22	\$ 36.28
	Semiskilled	\$ 19.55	\$ 10.22	\$ 29.77
	Unskilled	\$ 13.03	\$ 10.22	\$ 23.25
Tile Mechanic				
	Skilled	\$ 27.58	\$ 11.89	\$ 39.47
	Semiskilled	\$ 20.69	\$ 11.89	\$ 32.58
	Unskilled	\$ 13.79	\$ 11.89	\$ 25.68

Definitions:

Skilled: An individual who performs work in a classification listed on the scale of wages. It shall be presumed that an employee is a skilled worker in that classification, and entitled to receive compensation at the skilled rate, unless the worker satisfies all of the criteria for being categorized as a semi-skilled or unskilled worker.

Semi-skilled: An individual registered in a bona fide apprenticeship program registered with the United States Department of Labor, Employment and Training Administration, Bureau of Apprenticeship and Training. Apprentices are paid pursuant to their individually warranted percentage for the classification of work that they perform as set forth in the apprentice program standards.

Unskilled: An individual with less than twelve months of cumulative experience in the construction trades and who is not registered in a bona fide apprenticeship program.

The above definitions shall not apply to workers in the classification of Laborer.


Apprenticeship Programs:

The Wage Committee determines that the common practice in the county is for contractors to participate in bona fide apprenticeship programs registered with the U.S. Department of Labor, Bureau of Apprenticeship and Training and that the rate of pay for the classifications of labor that participate in such programs is based in part on a percentage of the journeyman's rate (skilled rate herein) depending on the individual's progress in the program.

Workers engaged in such an apprenticeship program will be permitted to work at less than the predetermined rate set out above for the work they perform. Such apprentices must be paid at not less than the rate specified in the registered program for the apprentice's level of progress, expressed as a percentage of the journeymen hourly rate which is the skilled hourly rate in this wage scale.

Any worker who is not registered or otherwise employed in a bona fide apprenticeship program registered with the U.S. Department of Labor, Bureau of Apprenticeship and Training and has twelve or more months of cumulative experience in the construction trades shall be paid at the skilled wage rate on this wage determination for the classification of work actually performed by the worker regardless of how the employer classifies such a worker.


Disputes regarding the appropriate classification of workers and the amounts said workers should be paid may be submitted to the Indiana Department of Labor for investigation.




Indiana State AFL-CIO Representative



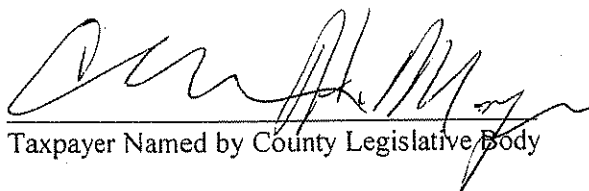
Industry Representative Named by Awarding Agency



Appointed by the Associated Builders and Contractors



Taxpayer Named by Awarding Agency



Taxpayer Named by County Legislative Body

Dated this 14th day of July 2011