



MITCHELL E. DANIELS, Jr., GOVERNOR
Lori A. Torres, Commissioner

402 West Washington St., Room W195
Indianapolis, IN 46204-2751

Phone: (317) 232-2655
Fax (317) 233-3790

Advancing the safety, health and prosperity of Hoosiers in the workplace.

PRESS RELEASE

FOR IMMEDIATE RELEASE

Contact: Sean M. Keefer
Phone: (317) 232-2683

2008 Workplace Fatality Report: Second Lowest on Record

Indianapolis, IN August 20, 2009—Today the Indiana Department of Labor (IDOL) released the 2008 Bureau of Labor Statistics (BLS) Census of Fatal Occupational Injuries (CFOI) data for Indiana. According to the report a total of 132 Hoosiers suffered a fatal injury while working in 2008. This was an increase of five fatalities from last year, but still represents the second lowest number since CFOI began releasing this data in 1992. The 2008 total was 11% below the ten-year average.

Commissioner of Labor, Lori Torres said, “Although the news of overall improvements or general trending downward is positive, each fatality affects, in a profound way, the family of each victim.”

IDOL has greatly increased its enforcement and consultation efforts over the past few years with the explicit goal of lowering the number of workplace fatalities, injuries, and illnesses. In 2008 IOSHA conducted just under 2000 inspections-this is a nearly 70% increase over the number of inspections in 2007. INSafe, the training arm of the IDOL has worked to improve in a similar fashion. INSafe conducted over 500 consultations in 2008 which represents a 25% increase over 2007. In addition to this, IOSHA has collected 8 % more money in fines over 2007 from companies who have been found to be out of compliance. As well, the IDOL has entered into partnerships and awarded recognition to those companies who have superior safety records.

The top three industries with occupational fatalities in 2008 are agriculture (22), construction (19) and manufacturing (18). Nineteen of the 22 agricultural-related fatalities were in crop production, with one-third of the fatalities resulting from overturned farm equipment. Manufacturing industry fatalities reported in 2008 saw an increase from the record-low seven fatalities reported in that industry in 2007. Although Indiana’s construction industry has a comparatively high number of fatalities to other industries, it continues on a three-year downward trend. An industry high was reported in construction in 1992 with 32 fatalities versus 19 in 2008.

The transportation and warehousing sector, which usually leads the industry count in occupational fatalities, had the lowest number on record in Indiana with 16 in 2008. This represents a 48% decrease from the 2007 report. The ten-year average for this industry is 28 deaths.

When combining all industries together, transportation accidents lead as the primary cause of work-related fatalities. In 2008, there were 61 work-related fatal transportation incidents reported in Indiana. This count includes 27 highway accidents and 14 workers struck by vehicles. The industry in Indiana with the highest number of transportation-related fatalities was agriculture. The next most common event resulting in work-related death is categorized as contact with objects, in which 34 workers were killed. This is the highest number of incidents on record and includes 14 workers that

were struck by a falling object, as well as 11 workers that were caught in or compressed by equipment or objects.

Information on non-fatal workplace injury and illness statistics will be released by the Indiana Department of Labor in conjunction with the Bureau of Labor Statistics' release of the Survey of Occupational Injuries and Illnesses (SOII) report due out in October of 2009.

A further analysis of fatality data will be available on August 22 at www.in.gov/dol/stats or through the Publication link at www.in.gov/dol.

For additional information or questions about this press release or occupational safety and health statistical analysis, please contact Sean Keefer at (317) 232-2683 or email skeefers@dol.in.gov.

###

About the Census of Fatal Occupational Injuries Data:

The Bureau of Labor Statistics' (BLS) Census of Fatal Occupational Injuries (CFOI) data for Indiana includes work-related fatalities resulting from unintentional and intentional injuries. CFOI uses multiple data sources to identify, document, and verify work-related injury deaths. On an annual basis thousands of documents including death certificates are reviewed by the IDOL's Quality, Metric and Statistics Division staff to provide this data. CFOI began tracking the data in 1991.

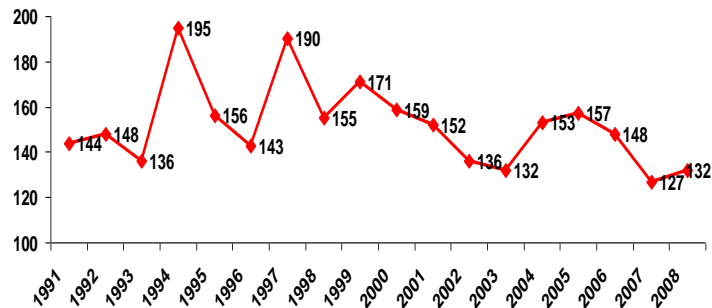
About the Indiana Department of Labor:

The mission of the Indiana Department of Labor is to advance the safety, health and prosperity of Hoosiers in the workplace. In order to make significant strides, we emphasize both enforcement and compliance assistance to employers. www.in.gov/dol.

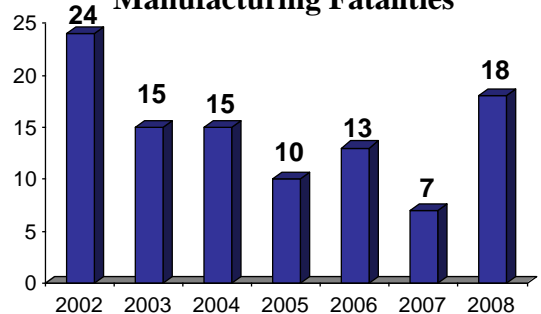
2008 CFOI Press Release Information
Bureau of Labor Statistics Census of Fatal Occupational Injuries

- This morning the Bureau of Labor Statistics released data reporting the total number of workplace fatalities in 2008. Other detailed numbers regarding injuries and illnesses will be released in October this year.
- In Indiana, the number of workplace fatal injuries is tied for the second lowest reported since CFOI began in 1992. A total of 132 Hoosiers suffered a fatal injury while working in 2008. This is 5 more than in 2007 but 11% below the 10-year average.
- Workplace fatalities in the manufacturing industry increased in 2008. With eighteen fatalities, 2008 more than doubled workplace fatalities over 2007 which had a record low of seven fatalities.
- For the third year in a row fatalities in the construction industry decreased. 2008 saw 2 fewer fatalities than 2007, representing a 10% reduction. Construction is the second most common industry for worker fatalities with 19. The leading industry is Agriculture with 22 fatalities.
- Significantly, workplace deaths in The Transportation and Warehousing industry had a 48% decrease over 2007. Sixteen fatalities is the lowest count since 2003 when there were 20 fatalities.
- The top events leading to a fatality were Transportation Accidents (46%) and Contact with Objects or Equipment (26%).
- A further analysis of fatality data will be available on August 22 at www.in.gov/dol/stats or through the Publication link at www.in.gov/dol.

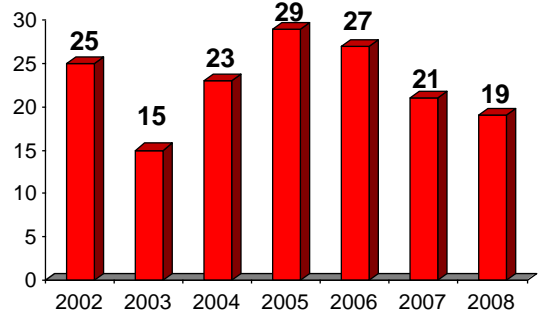
Indiana Fatalities



Manufacturing Fatalities



Construction Fatalities



Transportation & Warehousing Fatalities

