



Advancing the safety, health and prosperity of Hoosiers in the workplace.

MITCHELL E. DANIELS, Jr., GOVERNOR
Lori A. Torres, Commissioner

402 West Washington St., Room W195
Indianapolis, IN 46204-2751

Phone: (317) 232-2655
Fax (317) 233-3790

PRESS RELEASE

FOR IMMEDIATE RELEASE

Contact: Sean M. Keefer

Phone: (317) 232-2683

2007 Safest Year Ever for Hoosier Workers

Indianapolis, IN October 23, 2008 – The Indiana Department of Labor (IDOL) released the 2007 Bureau of Labor Statistics (BLS) Survey of Occupational Injuries and Illnesses (SOII) data for Indiana. The report states that Indiana's injury and illness rate is a historic low of 5.2 per 100 workers. Similar to the downward trend in workplace fatalities, which decreased 33% over the past decade, injuries and illnesses to Hoosier workers have also decreased 42% from 216,200 in 1997 to 125,000 in 2007.

Two of Indiana's largest employing industries, State & Local Government and Manufacturing contributed to the injury and illness decline with 14% and 10% decreases respectively in the injury and illness rates. The State & Local Government rate went from 6.6 in 2006 to 5.7 in 2007. The Manufacturing industry rate went from 7.3 in 2006 to 6.6 in 2007, a historic low for the industry. Combined, both industries had 7,900 fewer injuries in 2007 than in 2006.

Many factors have led to 2007 being the safest year ever for Hoosier workers including employers being more proactive in ensuring a safe and health workplace. Within the Indiana Department of Labor, the IOSHA enforcement division and on-site consultations provided by INSafe work to foster a more proactive and cooperative relationship with the business community in Indiana. This includes partnerships on major construction projects such as the Lucas Oil Stadium and the Indiana Convention Center. The IDOL also has signed alliance agreements with trade organizations and associations that include the Sheet Metal Workers Union and Indiana Ready Mixed Concrete Association. More than 68 companies have been recognized as leaders in their respective industries for developing and implementing model safety and health management systems by participating in the IDOL's exemplary programs, VPP and INSHARP.

Commissioner of Labor, Lori A. Torres, stated, "We can accomplish more through a multi-pronged approach of rigorous enforcement alongside cooperative relationships with Indiana employers, business groups, organizations and associations participating in voluntary efforts. Together, we can continue to make Indiana workplaces safer and healthier places to work and do business."

The Indiana industry with the highest injury and illness rate was Agriculture, Forestry & Fishing with a rate of 8.4. This is a 45% increase over the 2006 rate of 5.8. Other industries above the



MITCHELL E. DANIELS, Jr., GOVERNOR
Lori A. Torres, Commissioner

402 West Washington St., Room W195
Indianapolis, IN 46204-2751

Phone: (317) 232-2655
Fax (317) 233-3790

Advancing the safety, health and prosperity of Hoosiers in the workplace.

state average include Healthcare and Social Assistance (6.9), Construction (5.7), State and Local Government (5.7) and Transportation and Warehousing (5.5).

Further information regarding injuries and illnesses in particular occupations, industries, worker characteristics and injury event types will be available in November. A thorough analysis of the BLS SOII and Census of Fatal Occupational Injuries (CFOI) will be published in the IDOL's annual publication, *IN Review*, in early 2008.

For more information or if you have questions, please contact Sean M. Keefer at (317) 232-2683 or skeefers@dol.in.gov.

About the Survey of Occupational Injuries and Illnesses Data:

The Bureau of Labor Statistics' (BLS) Survey of Occupational Injuries and Illnesses (SOII) data for Indiana includes work-related injuries and illnesses resulting from unintentional and intentional injuries. The IDOL's Quality, Metrics and Statistics Division staff works with Hoosier employers to collect this data.

About the Indiana Department of Labor:

The mission of the Indiana Department of Labor is to advance the safety, health and prosperity of Hoosiers in the workplace. In order to make significant strides, we emphasize both enforcement and compliance assistance by employers. www.in.gov/dol.

###

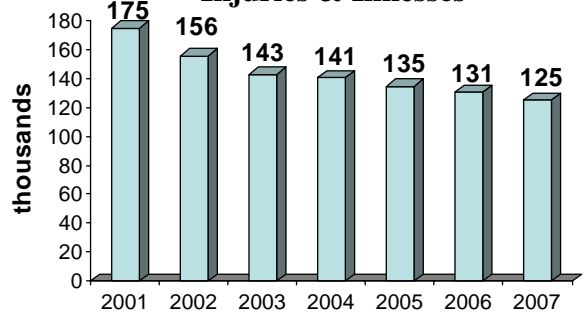
2007 SOII Press Release Information

Bureau of Labor Statistics Survey Of Occupational Injuries & Illnesses

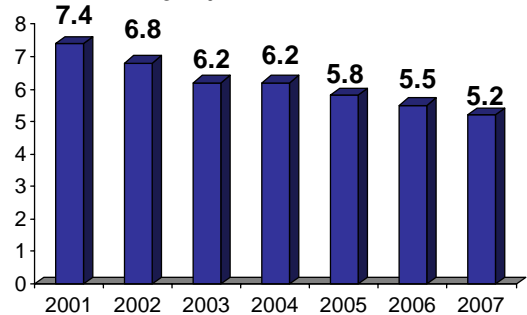
- On October 23rd the Bureau of Labor Statistics released for publishing summary data reporting the total numbers and rates of workplace injuries and illnesses. More detailed numbers regarding injuries and illnesses in particular occupations, industries and types will be released in November.
- In Indiana, the number of workplace injuries and illnesses continues to decline. Workplace injuries and illnesses decreased 4.6% over 2006. 6,000 fewer workers were injured despite an increase of 30,200 working Hoosiers in 2007.
- The number of recorded injuries and illnesses in 2007 was 125,000. Of these 27,100 (22%) were severe enough to result in time away from work.
- The rate of injuries and illness for Indiana industries has also declined from 5.5 in 2006 to 5.2 in 2007.
- Historically Manufacturing, the states largest employer, has had the highest injury & illness rate. However in 2007 manufacturing ranked the third highest. The rate decreased significantly from 7.3 to 6.6 with 5,300 fewer injuries reported.
- The industry groups with the highest injury and illness rates in 2007 are consistent with the top three reported in 2005 and 2006.
 - Agriculture, forestry, fishing & hunting (8.4)
 - Healthcare & Social Assistance (6.9).
 - Manufacturing (6.6)
- Industries with the highest number of recordable cases are:
 - Manufacturing (36,600)
 - Health Care (17,100)
 - State & Local Government (17,100).

Injuries and Illnesses in these three industries account for 57% of all occupational injuries and illnesses.

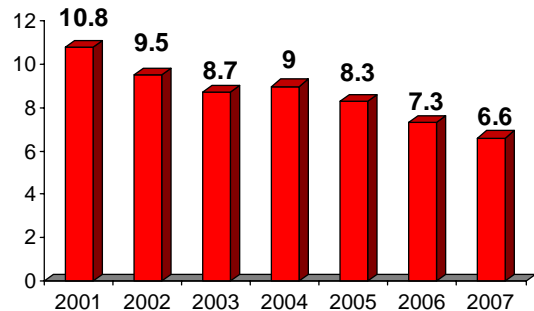
Indiana Occupational Injuries & Illnesses



Injury & Illness Rate



Manufacturing Injury & Illness Rate



Select Industry Injury & Illness Rates

