

Grace Schools Charter Authority LLC

Authorizing

Dugger Union Community School



Seven Oaks Classical School



Smith Academy for Excellence



Otwell Miller Academy



Grace Schools Charter Authority LLC

Mission: Grace Schools Charter Authority LLC's mission is to provide educational choice by authorizing public charter schools in communities that express a desire for educational alternatives based on need or innovation and by promoting school accountability which impacts academic programs and student achievement.

Grace Schools Charter Authority LLC equips districts with professional standards and best practices to authorize and support quality public charter schools for all Indiana students.

Goals:

- *To identify and implement best practices in the charter schools Grace Schools Charter Authority LLC authorizes*
- *To promote a charter school application process that encourages operational performance and high-level student achievement*
- *To uphold school autonomy while maintaining strong accountability that monitors charter effectiveness*

Grace Schools Charter Authority LLC

Our Schools

School	Grades Served	Established	Model
Dugger Union Community School	K-12	2015	Traditional
Seven Oaks Classical School	K-9	2016	Classical
Smith Academy for Excellence	4-12	2012	Traditional
Otwell Miller Academy	K-5	2017	Traditional

Dugger Union Community School



Dugger Union Community School

ADDRESS

7356 East County Road 50 South
Dugger, IN 47848

TELEPHONE

(812) 789-2096

WEBSITE

duggerunionschools.org

Grades Served:	K-12
Year Opened:	2015
Final Year in Contract:	2021-2022 (7 year charter)
Total Enrollment:	353 students
School Leaders:	Darin Simpson Stephanie Kinnett

Enrollment Data

2018-2019 Academic Year

Enrollment by Grade

Kindergarten	23
Grade 1	27
Grade 2	36
Grade 3	18
Grade 4	29
Grade 5	18
Grade 6	24
Grade 7	41
Grade 8	40
Grade 9	46
Grade 10	30
Grade 11	37
Grade 12	38
TOTAL	407

Ethnicity

Hispanic	13	2.8%
Multiracial	4	0.8%
White	387	94.9%
American Indian	2	0.8%
Asian	1	0.6%

Meal Plan

Free/ Reduced Price	256 total	62.9%
Paid	151	37%

Special Education

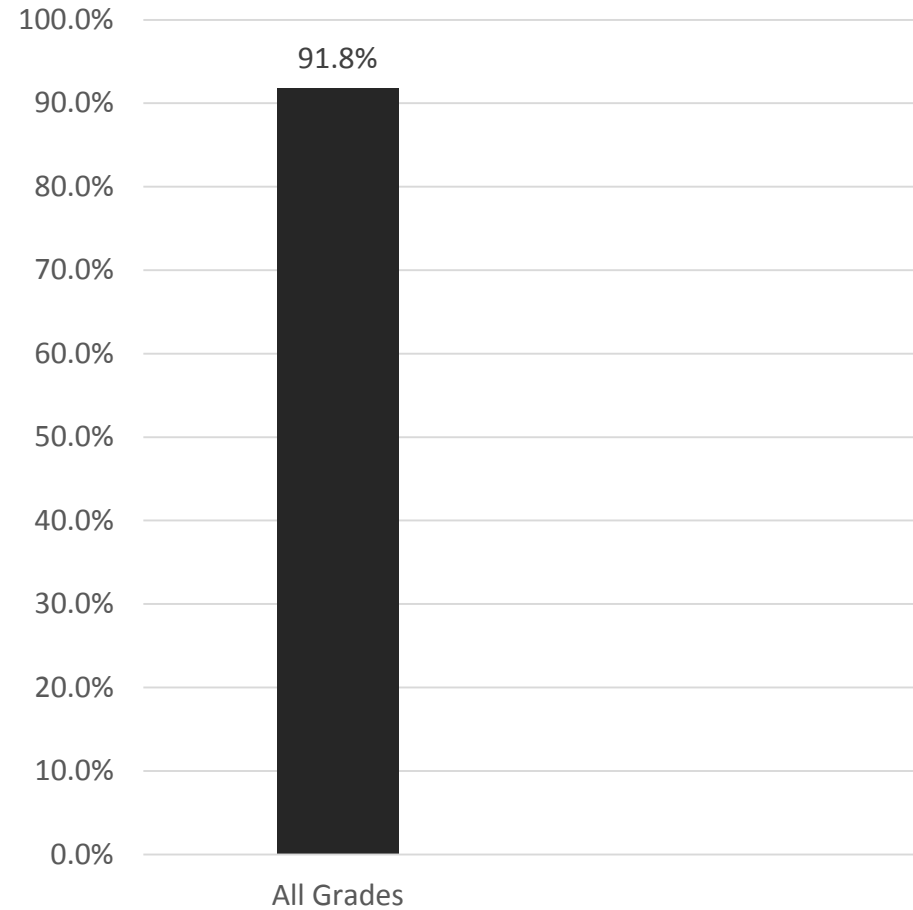
General Education	335	82.7%
Special Education	72	17.7%

English Language Learners

Non-ELL	407	100%
ELL	0	0%

Attendance Rates

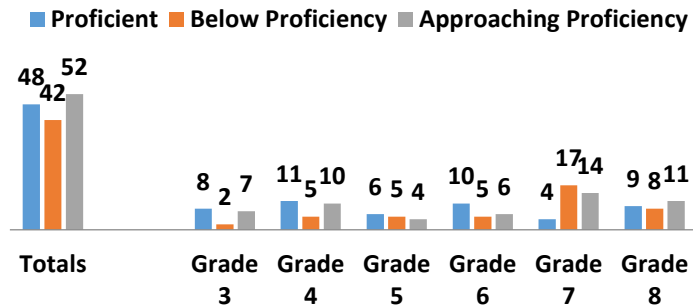
2018-2019 Academic Year



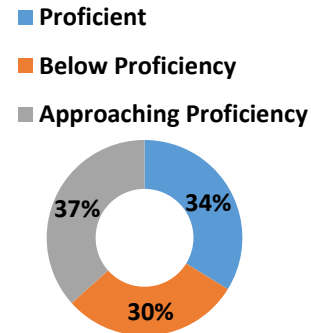
ILEARN Results

2018-2019 Academic Year

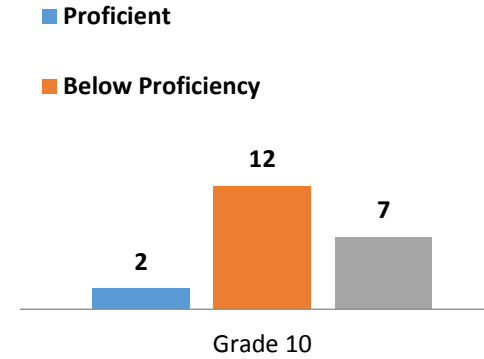
English Language Arts



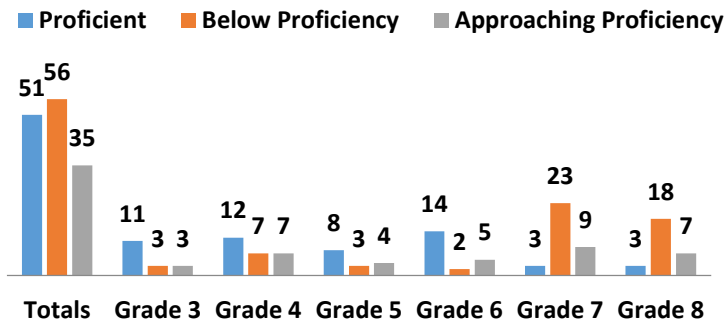
English Language Arts All Students



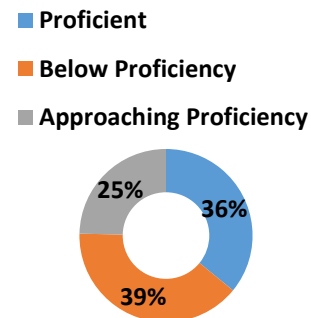
Science



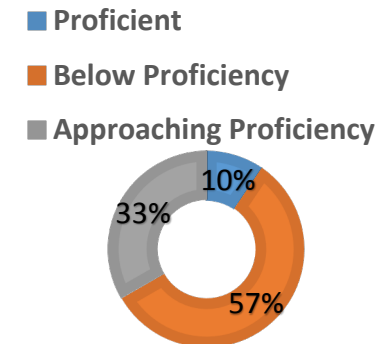
Mathematics



Mathematics All Students



SCIENCE

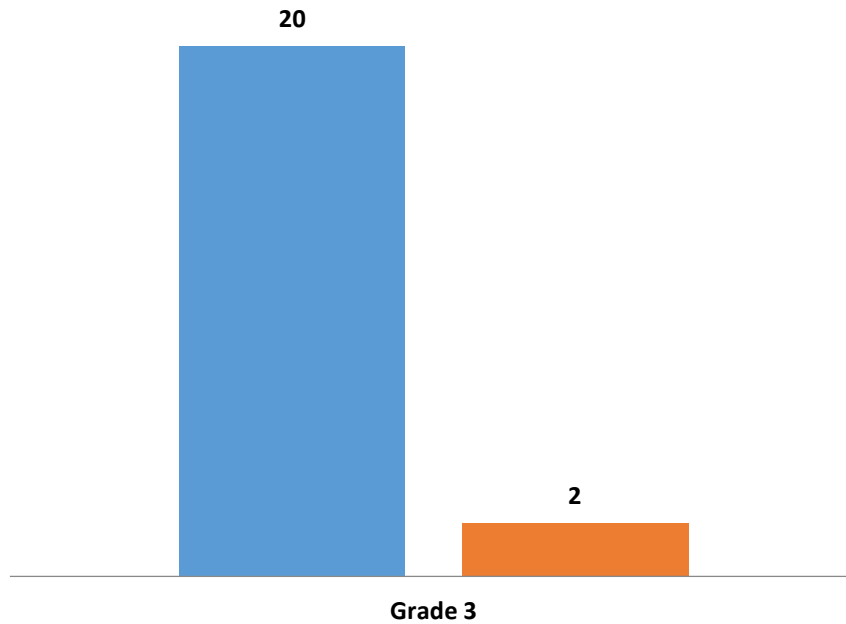


IREAD 3rd Grade Results

2018-2019 Academic Year

English Language Arts

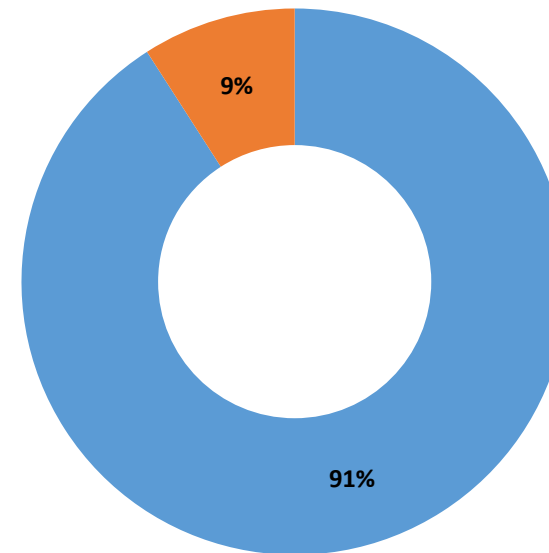
■ Pass ■ Did Not Pass



English Language Arts

All Students

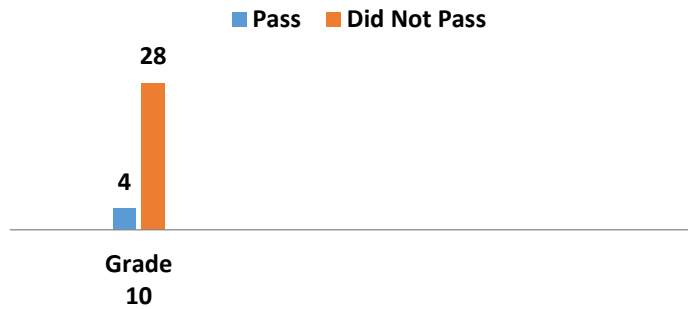
■ Pass ■ Did Not Pass



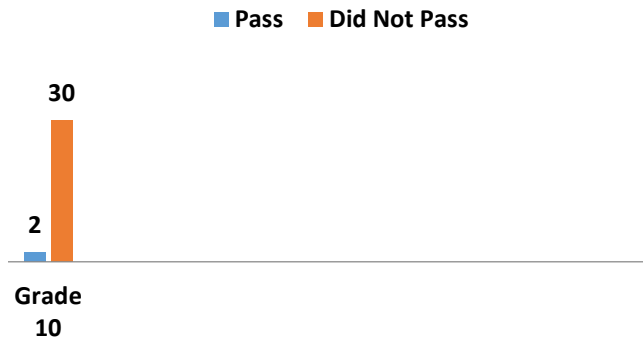
ISTEP+ Grade 10 Results

2018-2019 Academic Year

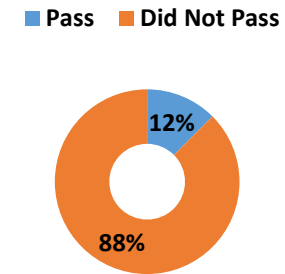
English Language Arts



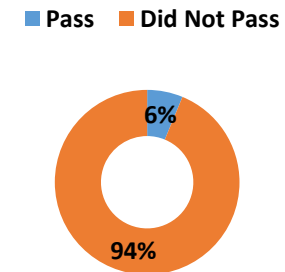
Mathematics



English Language Arts All Students



Mathematics All Students



Student Growth and Improvement

2017-2018 Academic Year

Growth Domain	
Elementary: English/Language Arts	54.9% met or exceeded their annual growth target (for Top 75% of students in these grades). 38.5% met or exceeded their annual growth target (for Bottom 25% of students in these grades). Student median growth in 46 th percentile.
Elementary: Mathematics	31.4% met or exceeded their annual growth target (for Top 75% of students in these grades) 11.5% met or exceeded their annual growth target (for Bottom 25% of students in these grades). Student median growth in 39 th percentile.
High School: English/Language Arts	100 % met or exceeded their annual growth target.
High School: Mathematics	Data suppressed due to small population.

Graduation and Expulsion Rates

2018-2019 Academic Year

Graduation Rate

34 students 82.93%

Core 40 Diplomas: 26
Honors Diplomas: 5
General Diplomas: 3
Dugger Union had 41 seniors and 34 graduated.

Expulsion & Suspension Rates

Expulsions: 6
In School Suspensions: 77
Out of School Suspensions: 33

Safety & Discipline Issues

28 Incidents

College & Career Readiness (CCR)

45.7 % of students achieved CCR

Seven Oaks Classical School



Seven Oaks Classical School

ADDRESS

200 East Association Street
Ellettsville, IN 47429

TELEPHONE

(812) 935-5003

WEBSITE

sevenoaksclassical.org

Grades Served:	K-8
Year Opened:	2016
Final Year in Contract:	2023-2024 (7 year charter)
Total Enrollment:	161 students
School Leaders:	Dr. Stephen Shipp

Enrollment Data

2018-2019 Academic Year

Enrollment by Grade

Kindergarten	51
Grade 1	51
Grade 2	39
Grade 3	22
Grade 4	43
Grade 5	30
Grade 6	29
Grade 7	25
Grade 8	15
Grade 9	16
Grade 10	12
TOTAL	333

Ethnicity

African American	7	0.2%
Hispanic	11	0.3%
Multiracial	18	0.5%
White	290	87%
American Indian	2	0.1%
Asian	5	0.2%

Meal Plan

Free/ Reduced Price	113 total	34%
Paid	220	66%

Special Education

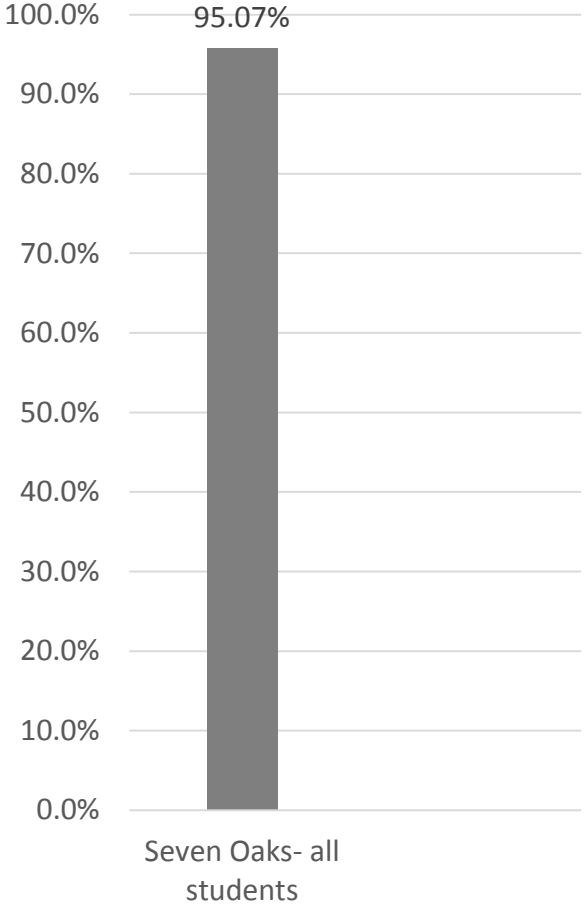
General Education	259	78%
Special Education	74	22%

English Language Learners

Non-ELL	332	100%
ELL	1	.3%

Attendance Rates

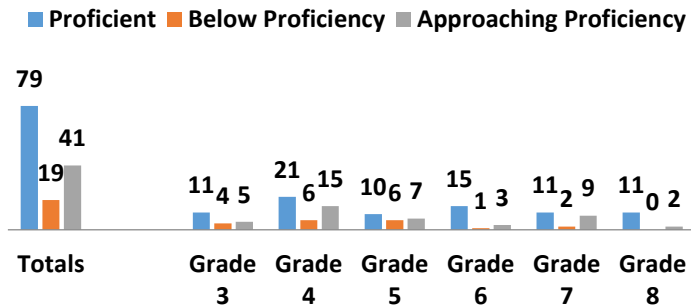
2018-2019 Academic Year



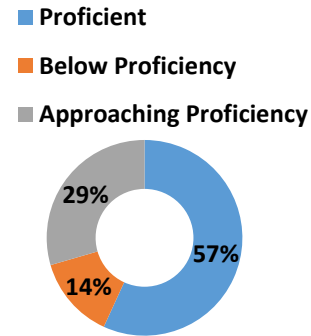
ILEARN Results

2018-2019 Academic Year

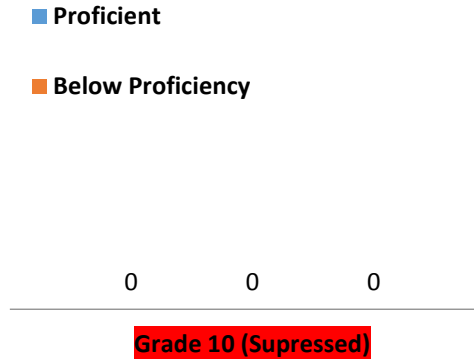
English Language Arts



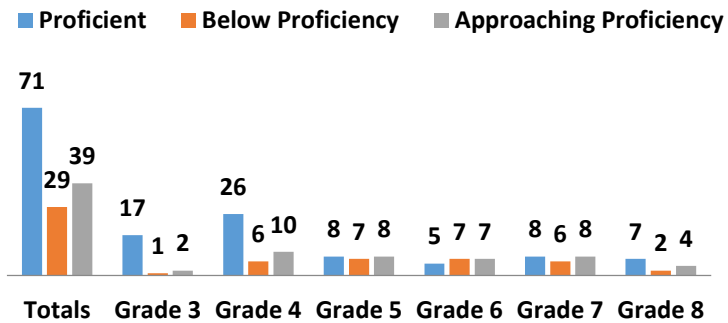
English Language Arts All Students



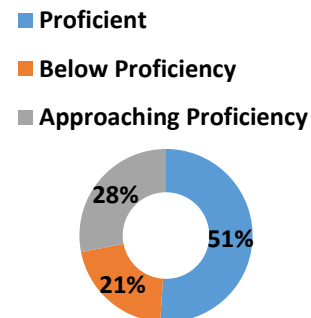
Science



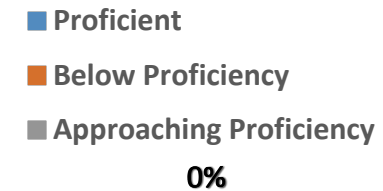
Mathematics



Mathematics All Students



SCIENCE

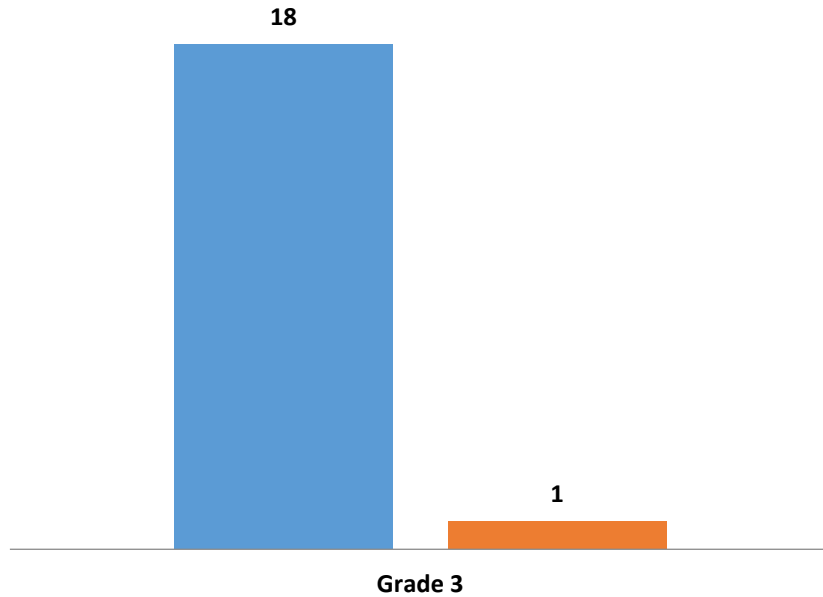


IREAD 3rd Grade Results

2018-2019 Academic Year

English Language Arts

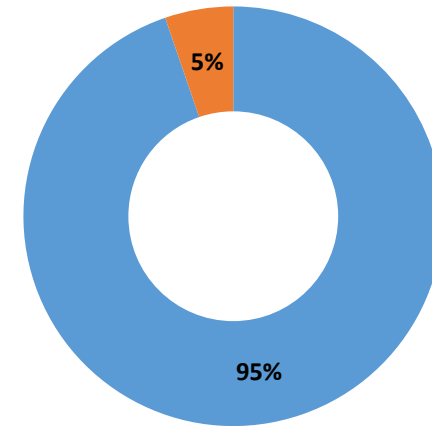
■ Pass ■ Did Not Pass



English Language Arts

All Students

■ Pass ■ Did Not Pass



ISTEP+ Grade 10 Results

2018-2019 Academic Year

English Language Arts

■ Pass ■ Did Not Pass

0 0

Grade 10
(Suppressed)

Mathematics

■ Pass ■ Did Not Pass

0 0

Grade 10
(Suppressed)

Student Growth and Improvement

2017-2018 Academic Year

Growth Domain	
Elementary: English/Language Arts	54.9% met or exceeded their annual growth target (for Top 75% of students in these grades). 38.5% met or exceeded their annual growth target (for Bottom 25% of students in these grades). Student median growth in 46 th percentile.
Elementary: Mathematics	31.4% met or exceeded their annual growth target (for Top 75% of students in these grades). 11.5% met or exceeded their annual growth target (for Bottom 25% of students in these grades). Student median growth in 39 th percentile.
High School: English/Language Arts	100 % met or exceeded their annual growth target. Median growth percentile suppressed.
High School: Mathematics	Data suppressed for due to small population taking test.

Graduation and Expulsion Rates

2018-2019 Academic Year

Graduation Rate

The school did not have high school seniors during the 2018-2019 school year.

Expulsion & Suspension Rates

Expulsions: 0
In School Suspensions: 0
Out of School Suspensions: 21

Safety & Discipline Issues

28 incidents

Smith Academy for Excellence



Smith Academy for Excellence

ADDRESS

725 West Washington Boulevard
Fort Wayne, IN 46802

TELEPHONE

(260) 579-6939

WEBSITE

<http://www.fwsafe.com/>

Grades Served:	4-12
Year Opened:	2012
Final Year in Contract:	2018-2019 (7 year charter)
Total Enrollment:	72 students
School Leaders:	Corey Smith

Enrollment Data

2018-2019 Academic Year

Enrollment by Grade

Grade 4	5
Grade 5	3
Grade 6	14
Grade 7	7
Grade 8	17
Grade 9	9
Grade 10	11
Grade 11	8
Grade 12	8
TOTAL	82

Ethnicity

African American	33	40.0%
Multiracial	11	13.4%
White	35	42.7%
Asian	0	0%
Hispanic	3	3.7%

Meal Plan

Free/ Reduced Price	73 total	89%
Paid	9	11%

Special Education

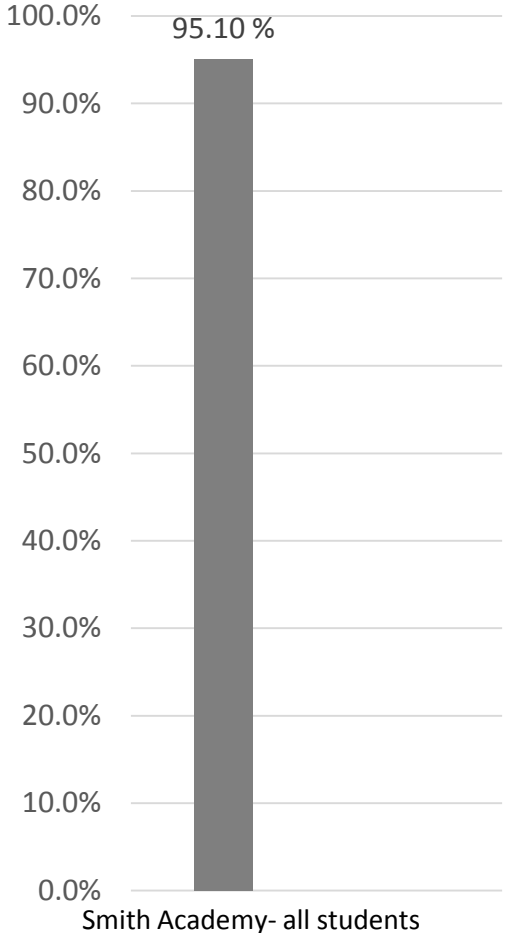
General Education	54	65.9%
Special Education	28	34.1%

English Language Learners

Non-ELL	81	98.8%
ELL	1	1.2%

Attendance Rates

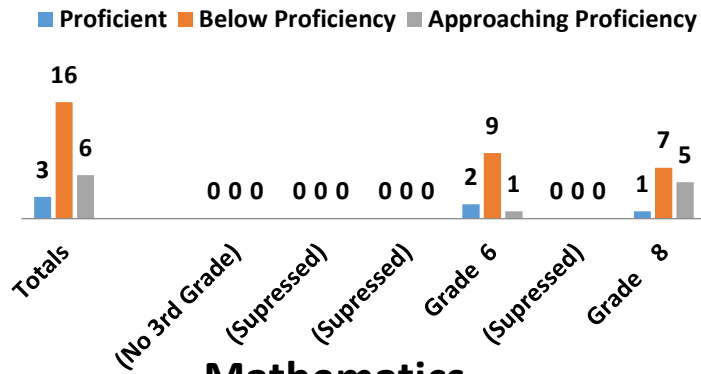
2018-2019 Academic Year



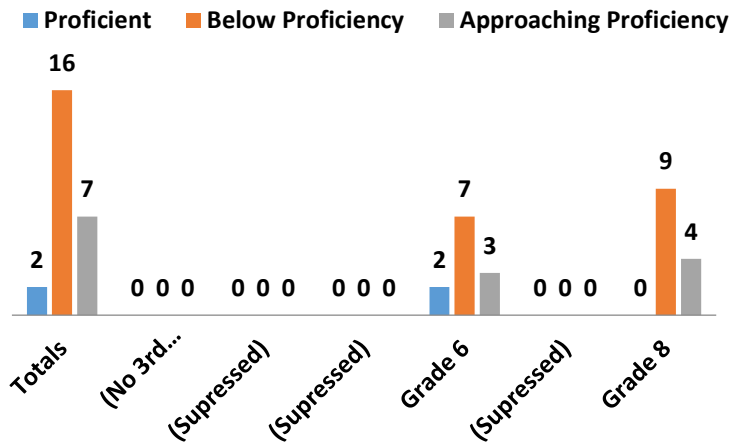
ILEARN Results

2018-2019 Academic Year

English Language Arts

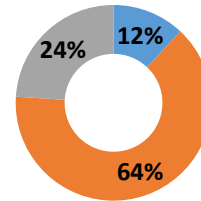
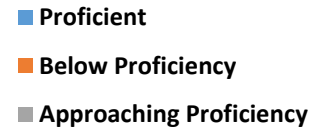


Mathematics

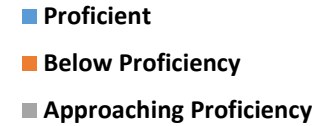


English Language Arts

All Students



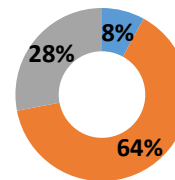
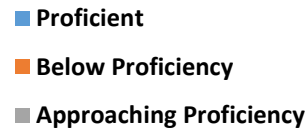
Science



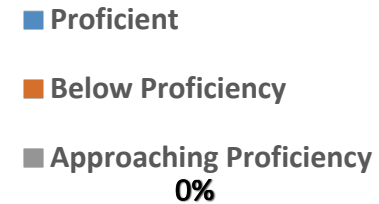
Grade 10 (Supressed)

Mathematics

All Students



SCIENCE

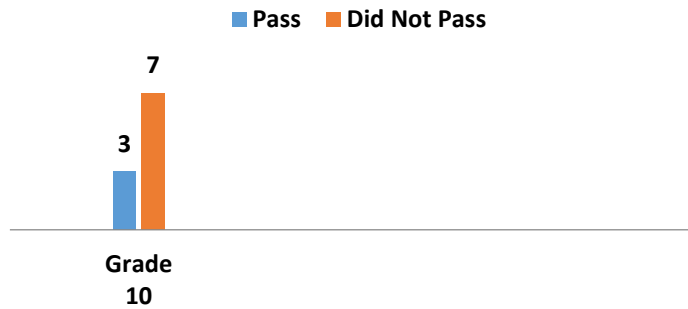


0%

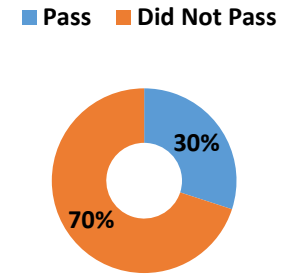
ISTEP+ Grade 10 Results

2018-2019 Academic Year

English Language Arts



English Language Arts All Students



Mathematics

■ Pass ■ Did Not Pass

0 0

**Grade 10
(Suppressed)**

Student Growth and Improvement

2017-2018 Academic Year

Growth Domain	
Elementary: English/Language Arts	13.1% met or exceeded their annual growth target (for Top 75% of students in these grades). Data suppressed for Bottom 25% of students in these grades due to small population. Student median growth in 47 th percentile.
Elementary: Mathematics	6.6% met or exceeded their annual growth target (for Top 75% of students in these grades). Data suppressed for Bottom 25% of students in these grades due to small population. Student median growth in 48 th percentile.
High School: English/Language Arts	9.5% met or exceeded their annual growth target. Student median growth in 49 th percentile.
High School: Mathematics	10% met or exceeded their annual growth target. Student median growth in 77 th percentile.

Graduation and School Environment

2017-2018 Academic Year

Graduation Rate

Suppressed due to small population

Expulsion & Suspension Rates

Expulsions: 6

In School Suspensions: 0

Out of School Suspensions: 31

Safety & Discipline Issues

74 incidents

1 School-related arrests

Otwell Miller Academy



Otwell Miller Academy

ADDRESS

9958 East County Road 150 N
Otwell, IN

TELEPHONE

(812) 354-0800

WEBSITE

<https://www.otwellmilleracademy.school>

Grades Served:	K-5
Year Opened:	2017
Final Year in Contract:	2024 (7 year charter)
Total Enrollment:	60 students
School Leaders:	Rick Fears

Enrollment Data

2018-2019 Academic Year

Enrollment by Grade

Grade K	21
Grade 1	17
Grade 2	9
Grade 3	17
Grade 4	7
Grade 5	17
TOTAL	88

Ethnicity

Hispanic	0	0%
Multiracial	5	6%
White	83	94%

Meal Plan

Free/ Reduced Meals	54	61.0%
Paid	34	39%

Special Education

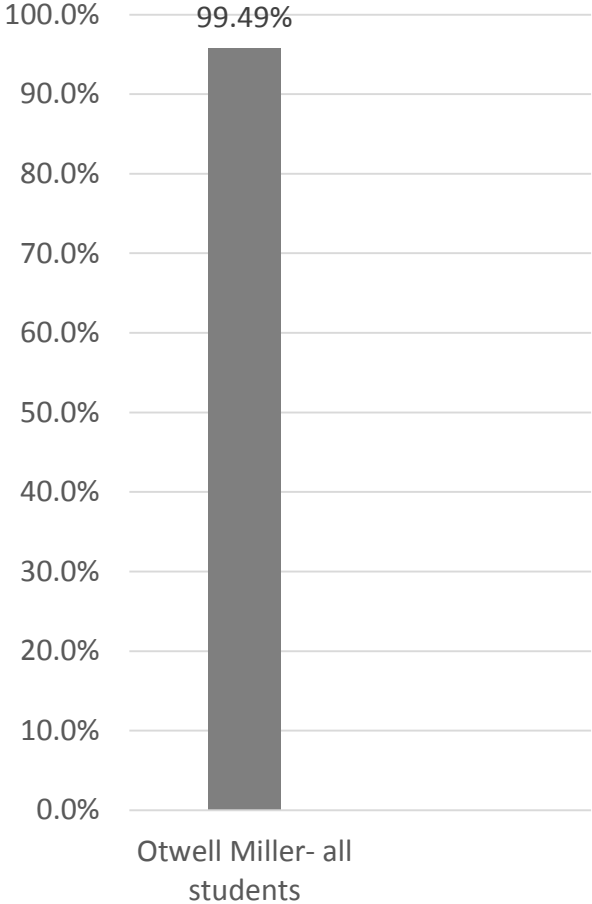
General Education	70	80%
Special Education	18	20%

English Language Learners

Non-ELL	88	100%
ELL	0	0%

Attendance Rates

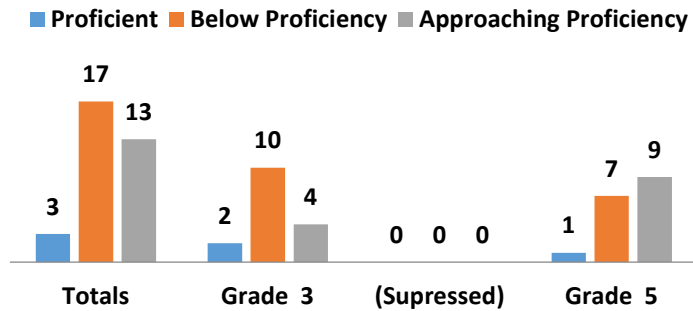
2018-2019 Academic Year



ILEARN Results

2018-2019 Academic Year

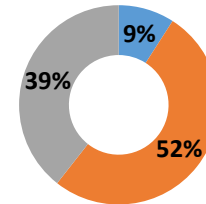
English Language Arts



English Language Arts

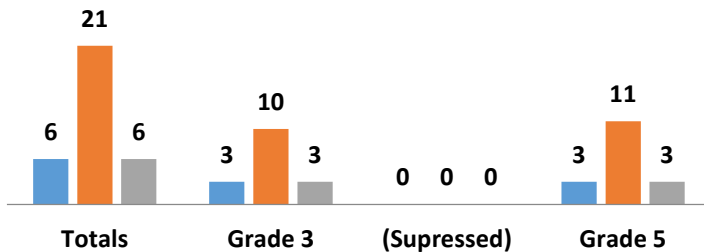
All Students

■ Proficient ■ Below Proficiency ■ Approaching Proficiency



Mathematics

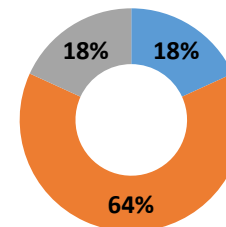
■ Proficient ■ Below Proficiency ■ Approaching Proficiency



Mathematics

All Students

■ Proficient ■ Below Proficiency ■ Approaching Proficiency



IREAD 3rd Grade Results

2018-2019 Academic Year

English Language Arts

■ Pass ■ Did Not Pass

11



6

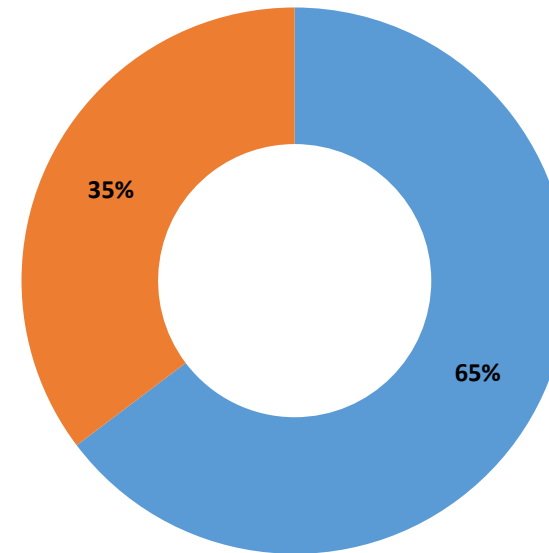


Grade 3

English Language Arts

All Students

■ Pass ■ Did Not Pass



35%

65%

Student Growth and Improvement

2018-2019 Academic Year

Growth Domain	
Elementary: English/Language Arts	8.1% met or exceeded their annual growth target (for Top 75% of students in these grades). Data suppressed or Bottom 25% of students in these grades. Student median growth in 36 th percentile.
Elementary: Mathematics	15.8% met or exceeded their annual growth target (for Top 75% of students in these grades). Data suppressed or Bottom 25% of students in these grades. Student median growth in 48 th percentile.

Graduation and Expulsion Rates

2018-2019 Academic Year

Expulsion & Suspension Rates

Expulsions: 0

In School: 7

Out of School: 1

Safety and Disciplinary Issues

16 incidents

Status of Authorizer's Charter Schools

2018-2019 Academic Year

Status of Schools	
Approved but not yet open	None
Open and Operating	Dugger Union Community Schools (2015) Otwell Miller Academy (Opened Fall 2017) Seven Oaks Classical Schools (2016) Smith Academy for Excellence (2012)
Closed or having a charter that was not renewed	None

Authorizer Expenditures

by Grace Schools Charter Authority, LLC

Administrative Expenditures

School ID	School Name	Membership Dues/Fees	Travel Expenses	Legal Expenses	Consultant Fees	Salary and Benefits	Institutional Support	Total
7952	Dugger Union Community School Corp.	\$625	\$135					\$760
1114	Seven Oaks Classical School	\$625	\$64	\$2,166				\$2,855
0242	Smith Academy for Excellence	\$625		\$1,147				\$1,772
2019	Otwell Miller Academy	\$625	\$51					\$676
	General Operations and Support Services		\$6,910		\$750	\$73,781*	\$21,762**	\$103,203
	TOTAL	\$2,500	\$7,160	\$3,313	\$750	\$73,781	\$21,762	\$109,266

Notes:

* Allocation of one full-time employee salary and benefits

**Allocation of overhead and support services

Authorizer Fees Collected

by Grace Schools Charter Authority, LLC

Administrative Fees Collected				
	School Name	Basic Tuition Support	% Charged	Yearly Administrative Fee
7952	Dugger Union Community School Corp.	\$2,130,096	3%	\$53,049
1114	Seven Oaks Classical School	\$1,744,752	3%	\$48,681
0242	Smith Academy for Excellence	\$465,624	3%	\$10,123
2019	Otwell Miller Academy	\$470,976	3%	\$13,154
	TOTAL	\$4,811,448		\$125,007

Note: The 3% charge for the yearly administrative fee was reduced.

Contact Information

at Grace College:

Dr. Tim Ziebarth	charterschools@grace.edu
Mrs. Cristina Rider	charterschools@grace.edu
Mrs. Melissa Chappell	charterschools@grace.edu

at Dugger Union Community School:

Mr. Darin Simpson	dsimpson@duggerunionschools.org
Mrs. Stephanie Kinnett	skinnett@duggerunionschools.org

at Seven Oaks Classical School:

Dr. Stephen Shipp	stephen.shipp@sevenoaksclassical.org
-------------------	--------------------------------------

at Smith Academy for Excellence:

Mr. Corey Smith	corey@fwsafe.com
-----------------	------------------

at Otwell Miller Academy:

Mr. Rich Padgett	rpadgett@oma.school
------------------	---------------------