

# Emergency Action Plans

Department of Athletics

**EMERGENCY ACTION PLAN .....3**  
**SEVERE WEATHER POLICY .....5**  
**SIGNIFICANT/ CATASTROPHIC EVENT WHILE TRAVELING .....6**  
**NIPPERT STADIUM .....8**  
**FIFTH THIRD ARENA .....11**  
**ARMORY FIELDHOUSE .....14**  
**BASEBALL STADIUM .....17**  
**GETTLER STADIUM .....20**  
**KEATING NATATORIUM .....23**  
**ROWING FACILITY .....25**  
**CLOVERNOOK GOLF COURSE .....27**  
**HIGHER GROUND CONFERENCE AND RETREAT CENTER .....30**

## **Emergency Action Plan**

Emergency situations may arise at anytime during athletic practices and events. Expedient action must be taken in order to provide the best possible care to the athletes in emergency and/or life threatening conditions. Preparation for emergency and/or life threatening conditions involves formulation of an emergency action plan, proper coverage of events, maintenance of appropriate emergency equipment and supplies, utilization of appropriate emergency medical personnel, and continuing education in the area of emergency response.

Through careful pre-participation physical screenings, adequate medical coverage, safe practice and training techniques and other safety avenues; potential emergencies may be averted. However, accidents and injuries are inherent with sports participation. Proper preparation on the part of the Department of Athletics will enable each emergency situation to be managed appropriately.

### **Emergency Action Plan Personnel:**

The first responder to an emergency situation is, typically, a member of the athletic training, coaching, strength, or physician staff. Certification in cardiopulmonary resuscitation (CPR), automated external defibrillation (AED); first aid, prevention of disease transmission, and Emergency Action Plan review is recommended for any Department of Athletic personnel associated with practices, competitions, skills instruction, and strength and conditioning. Certification in cardiopulmonary resuscitation (CPR), automated external defibrillation; prevention of disease transmission and Emergency Action Plan review is required for athletic training staff, strength staff and athletic training students.

### **Basic Emergency Response Team:**

Certified Athletic Trainer	Physician	Emergency medical technician
Athletic training student	Strength coach	Coach

### **Basic roles of the emergency response team:**

#### First - immediate care of the athlete:

The most qualified individual on the scene should provide or direct acute care. Individuals with lower credentials should yield to those with more appropriate training.

Life Threatening:	EMS personnel; team medical physician; certified athletic trainer; athletic training student; coach
Orthopedic:	Team orthopedic physician; team medical physician; orthopedic fellow/resident; certified athletic trainer; athletic training student, coach
Medical:	Team medical physician; team orthopedic physician; family medicine or orthopedic fellow/resident; certified athletic trainer; athletic training student, coach

#### Second - EMS activation:

This should be done as soon as the situation is deemed an emergency or a life-threatening event. Activating the EMS system may be done by anyone. However, the person chosen for this duty should be someone who is calm under pressure and who communicates well over the telephone. This person should also be familiar with the location of the injured person and the facility.

#### Third - equipment retrieval:

Is done by a person who is familiar with the type and location of the specific emergency equipment needed.

#### Fourth - directing EMS to the scene:

One person should be responsible for meeting emergency medical personnel as they arrive at the facility. This person should have keys to any locked gates or doors and should know the fastest access to the emergency scene.

### **Emergency Communication:**

Access to a working telephone, fixed or mobile, should be available during any team workout. The communications system should be checked prior to each practice or competition to ensure proper working order. A back-up communication plan should be in effect should there be failure of the primary communication system.

The most common method of communication is a cellular phone. At any athletic venue, whether home or away, it is important to know the location of a workable telephone. Pre-arranged access to a phone should be established.

### **Emergency Equipment:**

All necessary emergency equipment should be at the site and quickly accessible. Personnel should be familiar with the function and operation of emergency equipment on site. Equipment should be in good operating condition and checked on a regular basis. Equipment will be appropriate for the sport and venue.

### **Transportation:**

Health Alliance Mobile Care EMS units and personnel (or equivalent) will be at intercollegiate sporting events. Advanced Life Support equipment and trained personnel are available with the unit.

Department of Athletics event operations personnel will coordinate on site ambulances for competitions and tournaments. Ambulances should have rapid access to the site and a cleared route for entering/exiting. In the emergency situation, determining transport decisions is the responsibility for the highest-level trained person on the scene. Department of Athletics' staff will not transport injured persons in inappropriate vehicles (personal). Care must be taken to ensure that the activity areas are supervised should the emergency care provider leave the site in transporting the injured person.

### **Media, Crowd and Family Members management:**

Event operations personnel and/or coaching personnel will maintain spectators at a distance that will allow emergency medical personnel access to the patient. Sports Information personnel will move media to an appropriate site until a statement is available. A member of the coaching staff will escort family members to a private area and/or the hospital.

### **University of Cincinnati Emergency Operations Plan**

The University has a basic emergency operations plan regarding emergency management during an emergency or disaster situation. The complete plan can be viewed at <http://www.uc.edu/techserv/UCCEOP%202002%20Basic%20Plan.pdf>. In addition the University has several emergency preparedness plans that address a wide range of hazards that may affect the university community. The full list of plans can be viewed at [http://www.uc.edu/techserv/emergency\\_planning.htm](http://www.uc.edu/techserv/emergency_planning.htm).

### **Conclusion:**

The importance of being properly prepared when athletic emergencies arise cannot be stressed enough. An injured person's survival may hinge on the training and preparedness of Department of Athletic personnel. The Emergency Action Plan should be reviewed at least once a year with all athletic personnel. Through development and implementation of the emergency plan, the Department of Athletics ensures that student athletes will have the best possible care when an emergency situation does arise.

## ***Severe Weather Policy***

### ***Lightning***

1. If a severe weather watch or warning is issued you should not be outdoors.
2. If a warning is issued, immediately evacuate all personnel to a safe structure. If on campus use Fifth Third Arena or Shoemaker Center. If off campus, identify a safe structure to move your team / athletes to.
3. Remain in those structures until the authorities have issued a statement that it is safe to resume outdoor activities.
4. Be aware of how close lightening is to your practice area. Use the “Flash to Bang” method.
5. Count the number of seconds between the flash and noise divide by 15 and that tells you how close the lightning is to your area.
6. The National Severe Storms Laboratory and NCAA strongly recommend that if the “Flash to Bang” is 30 seconds, all personnel should go to a safe structure or site.

### ***Tornado / High Wind***

1. If a watch is issued, the media will issue instructions from the National Weather Service Center. Be aware that there can be a sudden change without advance warning. Outside activity must be canceled during a tornado watch.
2. If a warning is issued, immediately evacuate all personnel to a safe structure. Go to an inside room away from doors and windows. If on campus use Fifth Third Arena or Shoemaker Center. If off campus, identify a safe structure to move your team / athletes to.
3. Remain in those structures until the authorities have issued a statement that it is safe to resume outdoor activities.

# **Significant/ Catastrophic Event While Traveling Emergency Response Issues & Decisions Check List**



## **Notification**

- Family (SA)
- Department of Athletics Staff
  - AD
  - Sport Oversight
- Notification of UC Athletic Training & Medical Staff
  - Bill Walker, ATC – All incidents
  - Dr. Angelo Colosimo – pending type of incident
  - Dr. Keith Kenter – pending type of incident
  - Dr. Ken Stephens – pending type of incident
- Players
  - Information
  - Grief
  - Memorial Service (if death)
- Grief management personnel
  - Clergy
  - Athletes in Action / FCA
  - Mental Health services (REACH, UC Psy services, local mental health experts)

<b>Bob Goin (H) 513-559-1104</b> <b>Dean Billick (H) 859-344-6616</b> <b>Bill Walker (C) 513-300-3611</b> <b>(H) 513-241-4937</b> <b>Dr. Angelo Colosimo (C) 513-236-0241</b> <b>Dr. Keith Kenter (P) 513-209-1197</b> <b>Dr. Ken Stephens (P) 888-832-4584</b>
---



## **Phone Numbers Needed**

- Patient family
- Dept Staff
  - Head/assistant coaches
  - AD/ sport AD
  - Sports Info
- UC Athletic Training and/or Medical Staff – primary & secondary
- Local Medical Staff (names and phone numbers)
  - Hospitals
  - Local Physicians
  - Other Sources, i.e. Athletic Trainers, Physical Therapists, Clergy (those who can affect positive change)



**Privilege of Department of Athletic staff** – in medical facilities



**Private Hospital room** – when possible



**Who stays?** – note: undergraduates should not be used for this unless a staff member is staying

- ATC
- Family
- MD
- Coach
- Other Staff
- No one



## **Biographical information of student athlete**

- DOB
- Soc Sec Number
- Address
- Allergies
- Current medications
- Insurance Information

- Communication** (for person staying at site with student athlete)
  - Cell phone
  - Pager
  - Chargers: house, car
  - Fax
  - Email: laptop, hotel: room, office
  - Phone Card
- Hotel for student athlete and staff**
- Money for staff**
- Transportation**
  - Local (at site)
  - Home
    - Plane: tickets, payment?
    - Car: (must be cleared with sport oversight & medical staff)
- Clothing** – for those staying
- Food** – for those staying
- Medications** – for staff staying with student athlete
- Family Notification** – for staff staying with student athlete
- Co-workers/ Faculty (SA) – notification**
- Business Cards**
  - leave with medical staff or other individuals who can affect positive change
- Local Medical** – Must have Director of Athletics permission
- ID for all parties staying**
- Decision Issues**
  - While in immediate care of athletics it is a department decision – Students and Staff Once referred & into care of local medical primarily, then a family decision.

**Significant = Fracture / Dislocation (major joint) / Surgery / Major Illness / Head Injury/ Cardiac**

**Catastrophic = Paralysis / loss of organ/ loss of limb / Coma / Death**

**Hospitalized**

**Short Term = Emergency Room only**

**Notify Bill Walker**

**Long Term = Overnight or longer**

**Notify Bill Walker**

**Notify Departmental Staff**

# ***Nippert Stadium Emergency Action Plan***

## **Emergency Response Personnel:**

- ❖ Certified athletic trainer on site for practice and events
- ❖ Athletic training student on site for practice and events
- ❖ EMS (advanced life support) on site for events
- ❖ Physicians on site or available for events and practices

## **Emergency Response Communication:**

- ❖ Blue Help Phones:
  - Field – on the northwest end of the stands next to the construction gate
- ❖ Fixed telephone line in Athletic Training Room (216 Fifth Third Arena)
- ❖ Cell phone – Department of Athletic Staff

## **Emergency Response Equipment:**

- ❖ Supplies (trauma kit, splint kit, spine board) on field or maintained in 216 Fifth Third Arena (athletic training room)
- ❖ AED located on the field or in 216 Fifth Third Arena, 316 Fifth Third Arena, and Rec Sports cage

## **Roles of First Responders:**

- ❖ Immediate first aid care of the injured or ill student athlete
- ❖ Activation of emergency medical system Blue Help phone; 6-1111 or 911 (provide name, address, telephone number; number of individuals injured; condition of injured; first aid treatment; specific directions; other information as requested)
- ❖ Direction of EMS to scene:
  - Designated individual to meet EMS and escort EMS to the scene
  - Field - enter from Martin Luther King to CBA / Library garage entrance, through the construction site to the field
- ❖ Emergency equipment retrieval

## **Roles of Event or Coaching Personnel:**

- ❖ Maintain spectator control
- ❖ Escort family members to the medical facility or to a private area
- ❖ Remove media personnel from the immediate area

## **Roles of the Emergency Response Team:**

- ❖ Immediate first aid care of the student athlete
- ❖ Activation of the Emergency Medical System
- ❖ Emergency equipment retrieval
- ❖ Direct EMS to scene
- ❖ Open construction gate (lock combination is 1119)
- ❖ Spectator, media and family member control



## Nippert Stadium

### Activating the EMS System:

- ❖ Call: Blue Help phone or 6-1111 or 911
- ❖ Provide Information:
  - Name, address, telephone number of caller
  - Number of student athletes
  - Condition of student athlete(s)
  - First aid treatment initiated by first responder
  - Specific directions
  - Other information as requested by dispatcher
- ❖ Direct EMS to scene
- ❖ Spectator, media and family member control

### Basic Emergency Response Team:

Emergency medical technicians	Physician	Certified athletic trainer
Athletic trainer student	Strength coach	Coach

The most qualified individual on the scene should provide/direct acute care. Individuals with lower credentials should yield to those with more appropriate training.

<b><u>Life Threatening:</u></b>	EMS personnel; team medical physician; team orthopedic physician; certified athletic trainer; athletic training student; strength coach; coach
<b><u>Orthopedic:</u></b>	Team orthopedic physician; team medical physician; orthopedic fellow/resident/fellow; certified athletic trainer; athletic training student; strength coach; coach
<b><u>Medical:</u></b>	Team medical physician; team orthopedic physician; family medicine or orthopedic fellow/resident/fellow; certified athletic trainer; athletic training student; strength coach; coach

### **Severe Weather:**

If there is a severe weather warning (tornado, thunder storm, or high winds) stop all activities and seek shelter indoors immediately.

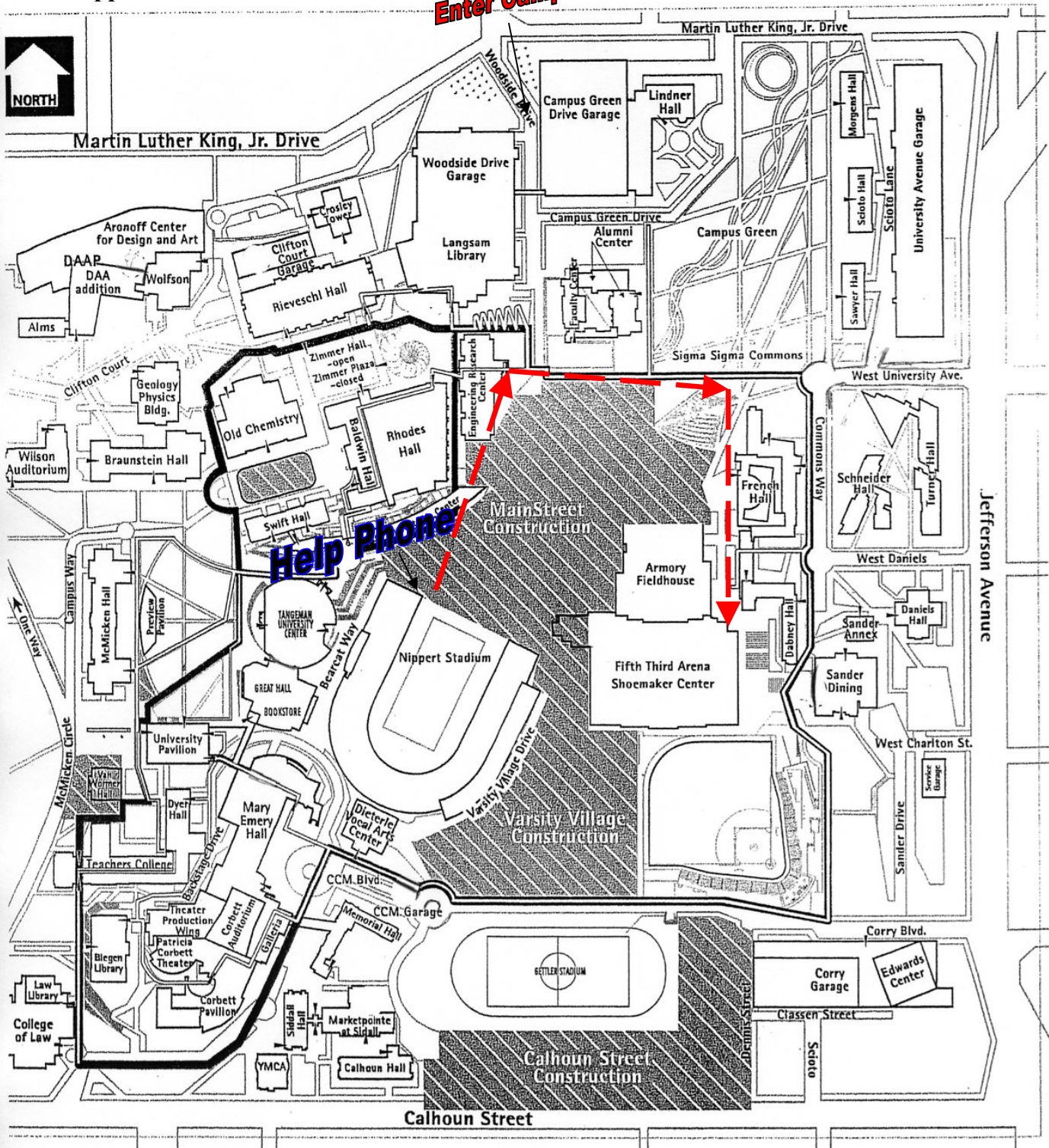
**Hospital:** University Hospital

### Evacuation Route to 216 Fifth Third Arena (non-ambulatory patients):

- ❖ Gator or Golf Cart (from event personnel or Fifth Third Arena)
- ❖ North through construction site
- ❖ Right (east) through Sigma Sigma Commons
- ❖ Right (south) to Fifth Third Arena northeast entrance (next to Women's Basketball)
- ❖ Wheelchair should be in alcove on left inside building or behind north stands in the arena
- ❖ Use elevator to reach 216 Fifth Third

# Nippert Stadium

**Enter Campus**



October 11, 2004

## ***Fifth Third Arena Emergency Action Plan***

### **Emergency Response Personnel:**

- ❖ Certified athletic trainer on site for practice and events
- ❖ Athletic training student on site for practice and events
- ❖ EMS (advanced life support) on site for events
- ❖ Physicians on site or on call for events

### **Emergency Response Communication:**

- ❖ Blue Help Phone located inside main arena on the northwest and northeast walls
- ❖ Fixed telephone line in 316 Fifth Third Arena and Fifth Third Arena offices
- ❖ Cell phone – Department of Athletic Staff

### **Emergency Response Equipment:**

- ❖ Supplies (trauma kit, splint kit, spine board) maintained in 316 Fifth Third Arena
- ❖ AED located in 316 Fifth Third Arena, 216 Fifth Third Arena and Recreation Sports cage
- ❖ Additional emergency equipment accessible from 216 Fifth Third Arena (Shoemaker Center)

### **Roles of First Responders:**

- ❖ Immediate first aid care of the injured or ill student athlete
- ❖ Activation of emergency medical system Blue Help phone; 6-1111 or 911 (provide name, address, telephone number; number of individuals injured; condition of injured; first aid treatment; specific directions; other information as requested)
- ❖ Direction of EMS to scene:
  - Enter campus from Jefferson onto University go west through the circle to the sidewalk west of French Hall, go south (turn left) along Armory Fieldhouse to the lower Fifth Third Arena entrance (north east). Enter the building on the east side, lower level.
  - Designated individual to escort EMS to the scene of the injured person
- ❖ Emergency equipment retrieval

### **Roles of Event or Coaching Personnel:**

- ❖ Maintain spectator control
- ❖ Escort family members to the medical facility or to a private area
- ❖ Remove media personnel from the immediate area

### **Roles of the Emergency Response Team:**

- ❖ Immediate first aid care of the student athlete
- ❖ Activation of the Emergency Medical System
- ❖ Emergency equipment retrieval
- ❖ Direct EMS to scene
- ❖ Spectator, media and family member control

## **Fifth Third Arena**

### **Activating the EMS System:**

- ❖ Call: Blue Help phone or 6-1111 or 911
- ❖ Provide Information:
  - Name, address, telephone number of caller
  - Number of student athletes
  - Condition of student athlete(s)
  - First aid treatment initiated by first responder
  - Specific directions to the facility & the injured person
  - Other information as requested by dispatcher
- ❖ Direct EMS to scene
- ❖ Spectator, media and family member control

### **Basic Emergency Response Team:**

Emergency medical technicians	Physician	Certified Athletic Trainer
Athletic trainer student	Strength coach	Coach

The most qualified individual on the scene should provide/direct acute care. Individuals with lower credentials should yield to those with more appropriate training.

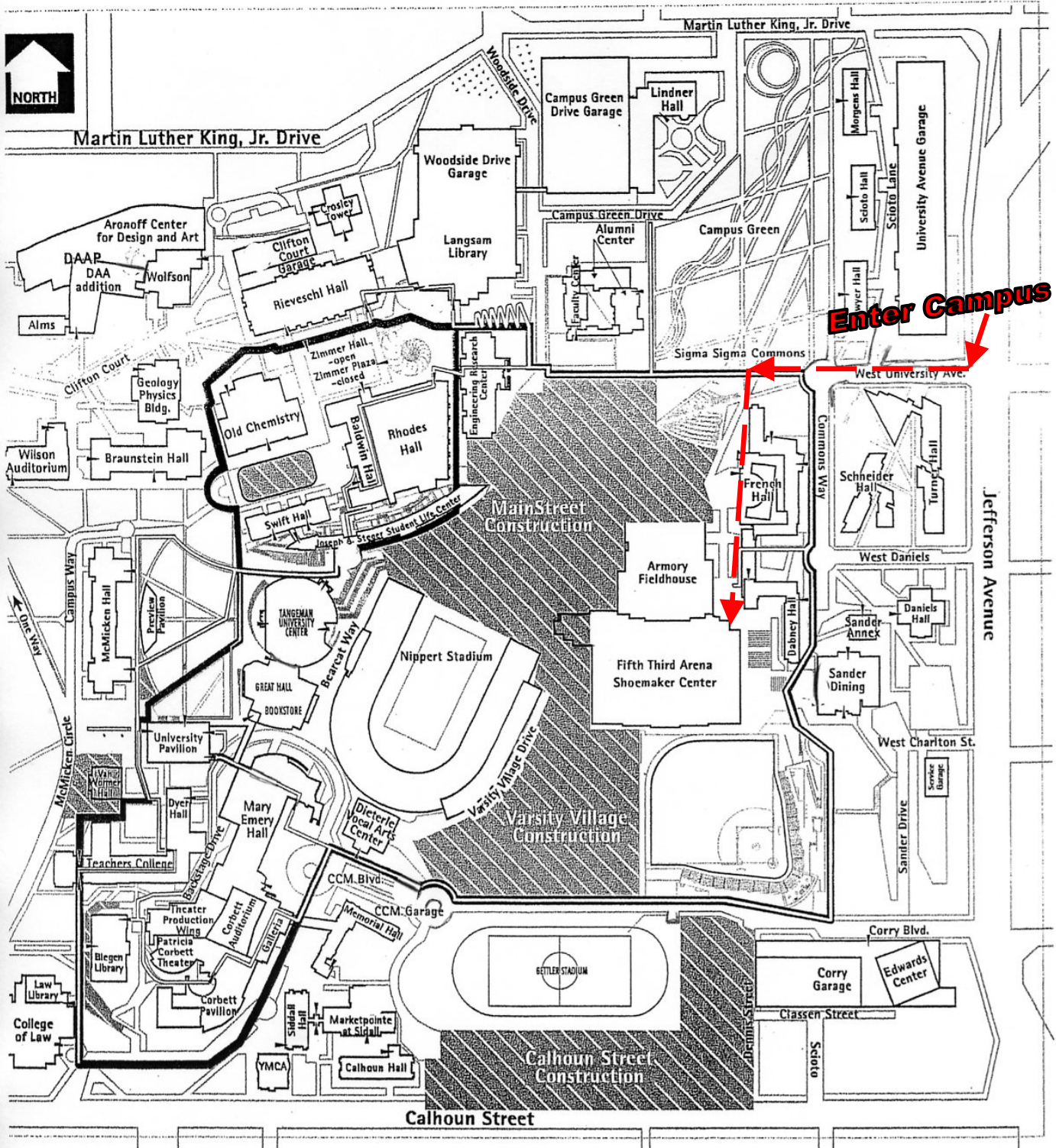
<b><u>Life Threatening:</u></b>	EMS personnel; team medical physician; team orthopedic physician; certified athletic trainer; athletic training student; strength coach; coach
<b><u>Orthopedic:</u></b>	Team orthopedic physician; team medical physician; orthopedic fellow/resident/fellow; certified athletic trainer; athletic training student; strength coach; coach
<b><u>Medical:</u></b>	Team medical physician; team orthopedic physician; family medicine or orthopedic fellow/resident/fellow; certified athletic trainer; athletic training student; strength coach; coach
<b><u>Hospital:</u></b>	University Hospital is the hospital of choice

### **Evacuation Route to 216 Fifth Third Arena (non-ambulatory patients):**

- ❖ Wheelchair should be in alcove on left inside building or behind north stands in the arena
- ❖ Use elevator to reach 216 Fifth Third



# Fifth Third Arena



October 11, 2004

# **Armory Fieldhouse Emergency Action Plan**

## **Emergency Response Personnel:**

- ❖ Certified athletic trainer available or on site for events and practices
- ❖ Athletic training student on site for events and practices
- ❖ EMS (advanced life support) on site or on call for events
- ❖ Physicians on site or on call for events

## **Emergency Response Communication:**

- ❖ Blue Help Phone - Recreation Center lobby south wall
- ❖ Fixed telephone line at Recreation check in desk
- ❖ Cell phone – Department of Athletic staff

## **Emergency Response Equipment:**

- ❖ Supplies (trauma kit, splint bag, spine board) maintained in 8 AFH (athletic training room)
- ❖ AED located in Recreation Sports cage and 216 Fifth Third Arena (Shoemaker Center)

## **Roles of First Responders:**

- ❖ Immediate first aid care of the injured or ill student athlete
- ❖ Activation of emergency medical system: Blue Help phone; 6-1111 or 911 (provide name, address, telephone number; number of individuals injured; condition of injured; first aid treatment; specific directions; other information as requested)
- ❖ Direction of EMS to scene:
  - Enter campus from Jefferson onto University go west through the circle to the sidewalk west of French Hall, go south (turn left) along Armory Fieldhouse to the northwest corner of Armory field house.
  - Enter the building on the east side, through the doors opposite the Dabney Hall breezeway.
- ❖ Emergency equipment retrieval
- ❖ Lower ramp located in northeast corner of Armory Fieldhouse (NOTE: two persons must lower ramp)

## **Roles of Event or Coaching Personnel:**

- ❖ Maintain spectator control
- ❖ Escort family members to the medical facility or to a private area
- ❖ Remove media personnel from the immediate area

## **Roles Within the Emergency Response Team:**

- ❖ Immediate first aid care of the student athlete
- ❖ Emergency equipment retrieval
- ❖ Activation of the Emergency Medical System
- ❖ Direct EMS to scene
- ❖ Spectator, media and family member control

## Armory Fieldhouse

### Activating the EMS System:

- ❖ Call: Blue Help phone or 6-1111 or 911
- ❖ Provide Information:
  - Name, address, telephone number of caller
  - Number of student athletes
  - Condition of student athlete(s)
  - First aid treatment initiated by first responder
  - Specific directions to facility and location within facility of injured person
  - Other information as requested by dispatcher
- ❖ Direct EMS to scene
- ❖ Spectator, media and family member control

### Basic Emergency Response Team:

Emergency medical technician	Physician	Certified athletic trainer
Athletic trainer student	Strength coach	Coach

The most qualified individual on the scene should provide/direct acute care. Individuals with lower credentials should yield to those with more appropriate training.

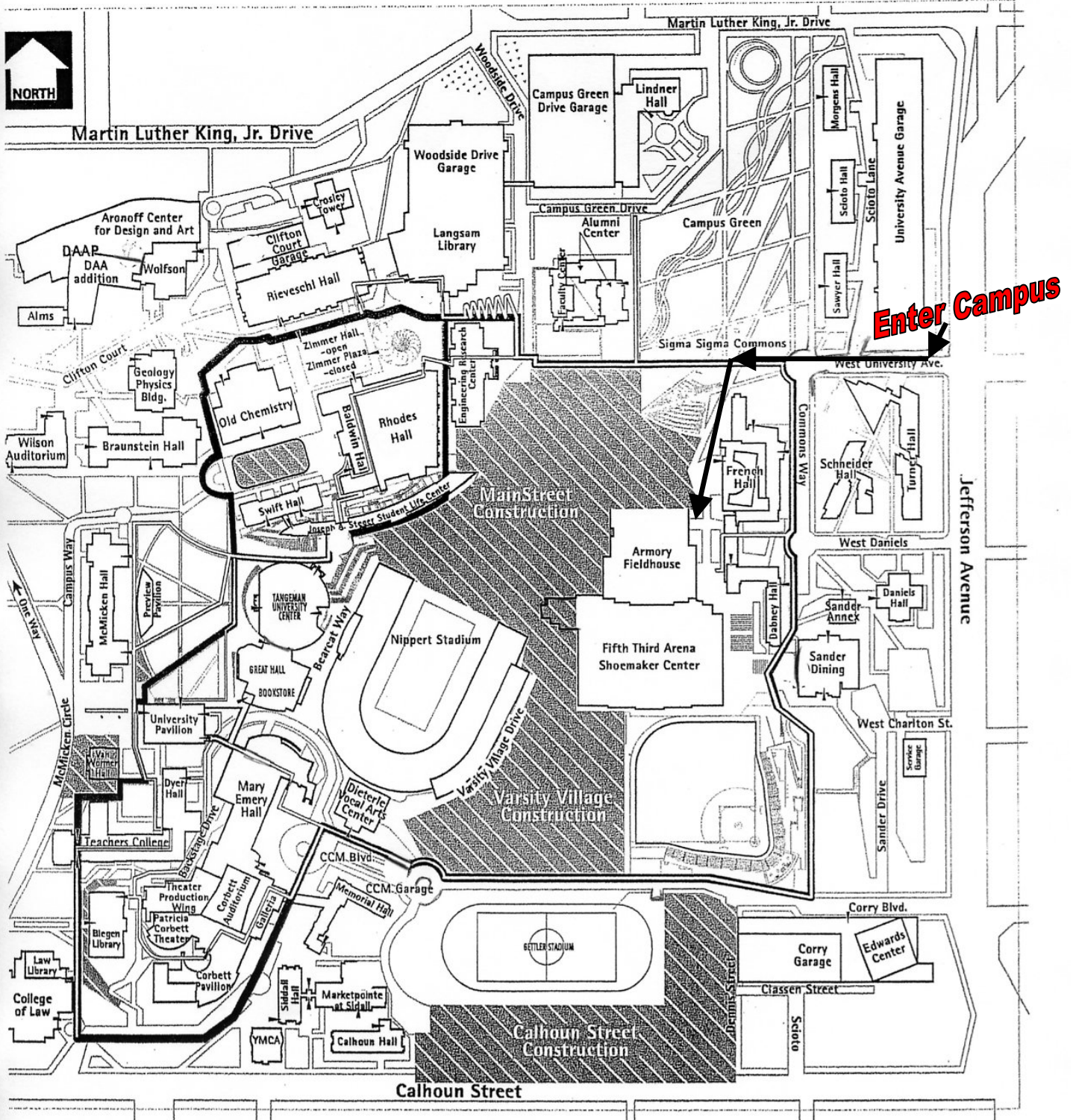
<b><u>Life Threatening:</u></b>	EMS personnel; team medical physician; team orthopedic physician; certified athletic trainer; athletic training student; strength coach; coach
<b><u>Orthopedic:</u></b>	Team orthopedic physician; team medical physician; orthopaedic resident/fellow; certified athletic trainer; athletic training student; strength coach; coach
<b><u>Medical:</u></b>	Team medical physician; team orthopedic physician; family medicine or orthopedic resident/fellow; certified athletic trainer; athletic training student; strength coach; coach
<b><u>Hospital:</u></b>	University Hospital

### Evacuation Route to 216 Fifth Third Arena (non-ambulatory patients):

- ❖ Wheelchair should be behind north stands in the arena or in alcove across from the women's basketball office
- ❖ Take the person to 216 Fifth Third Arena – use the south west doors of AFH



# Armory Fieldhouse



October 11, 2004



# **Baseball Stadium Emergency Action Plan**

## **Emergency Response Personnel:**

- ❖ Certified athletic trainer on site or available for practices and events
- ❖ Athletic training student on site for practices and events
- ❖ EMS (advanced life support) on site for events
- ❖ Physicians available for events

## **Emergency Response Communication:**

- ❖ Fixed telephone – Athletic Training Room
- ❖ Cell phone – Department of Athletic Staff
- ❖ Blue Help phone – South East plaza
- ❖ Campus Safety – Edwards II building

## **Emergency Response Equipment:**

- ❖ Supplies (trauma kit, splint kit, spine board) in athletic training room
- ❖ AED located in athletic training room, 216 Fifth Third Arena, 316 Fifth Third Arena and Recreation Sports cage

## **Roles of First Responders:**

- ❖ Immediate first aid care of the injured or ill student athlete
- ❖ Activation of emergency medical system Blue Help phone or 6-1111 or 911 (provide name, address, telephone number; number of individuals injured; condition of injured; first aid treatment; specific directions; other information as requested)
- ❖ Direction of EMS to scene:
  - Designated individual to meet EMS at south east entrance to Baseball Stadium and escort EMS to the scene
  - Enter from Jefferson onto Corry proceed west on Corry to the entrance
- ❖ Emergency equipment retrieval

## **Roles of Event or Coaching Personnel:**

- ❖ Maintain spectator control
- ❖ Escort family members to the medical facility or to a private area
- ❖ Remove media personnel from the immediate area

## **Roles within the Emergency Response Team:**

- ❖ Immediate first aid care of the student athlete
- ❖ Emergency equipment retrieval
- ❖ Activation of the Emergency Medical System
- ❖ Direct EMS to scene
- ❖ Spectator, media and family member control

## Baseball Stadium

### Activating the EMS System:

- ❖ Blue Help phone or call: 556-1111 or 911
- ❖ Provide Information:
  - Name, address, telephone number of caller
  - Number of student athletes
  - Condition of student athlete(s)
  - First aid treatment initiated by first responder
  - Specific directions to facility and injured person
  - Other information as requested by dispatcher
- ❖ Direct EMS to scene
- ❖ Spectator, media and family member control

### Basic Emergency Response Team:

Emergency medical technician	Physician	Certified athletic trainer
Athletic trainer student	Strength coach	Coach

The most qualified individual on the scene should provide/direct acute care. Individuals with lower credentials should yield to those with more appropriate training.

<b><u>Life Threatening:</u></b>	EMS personnel; team medical physician; team orthopedic physician; certified athletic trainer; athletic training student; strength coach; coach
<b><u>Orthopedic:</u></b>	Team orthopedic physician; team medical physician; orthopedic fellow/resident/fellow; certified athletic trainer; athletic training student; strength coach; coach
<b><u>Medical:</u></b>	Team medical physician; team orthopedic physician; family medicine or orthopedic fellow/resident/fellow; certified athletic trainer; athletic training student; strength coach; coach

### **Severe Weather:**

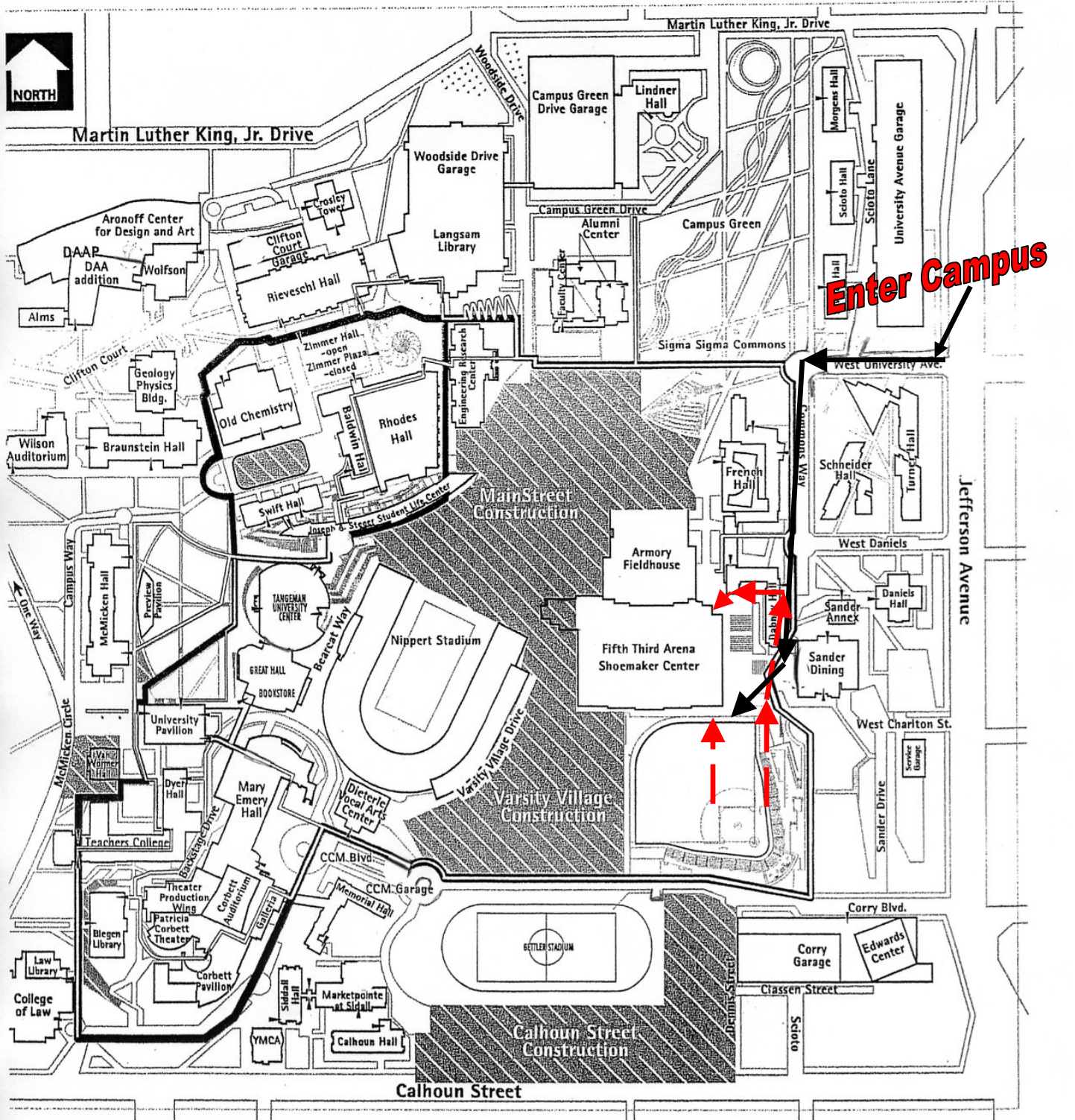
If there is a severe weather warning (tornado, thunder storm, or high winds) the departmental staff (athletic trainers, coaches) present will stop all activities and seek shelter indoors immediately (use garage or locker room).

**Hospital:** University Hospital

### Evacuation Route to 216 Fifth Third Arena (non-ambulatory patients):

- ❖ From Upper Level of Stadium:
  - Golf cart (from event personnel or Fifth Third Arena or Schmidlapp parking lot)
  - North on sidewalk between Baseball stadium & Sander Hall
- ❖ From Field Level of Stadium
  - Golf cart (from event personnel, Fifth Third Arena or Baseball cart)
  - Through gate in right field then right to Sander then Left to Commons Way
- ❖ North on Commons Way
- ❖ Left through Dabney breezeway
- ❖ Left to Fifth Third northeast entrance (next to Women's Basketball)
- ❖ Wheelchair should be in alcove on left inside building or behind north stands in the arena
- ❖ Use elevator to reach 216 Fifth Third

# Baseball Stadium



October 11, 2004

# **Gettler Stadium**

## **Emergency Action Plan**

### **Emergency Response Personnel:**

- ❖ Certified athletic trainer on site or available for practices and events
- ❖ Athletic training student on site for practices and events
- ❖ EMS (advanced life support) on site for events
- ❖ Physicians on site or on call for events

### **Emergency Response Communication:**

- ❖ Blue Help Phone:
  - South side of Stadium on East & West ends
- ❖ Fixed telephone – None
- ❖ Cell phone – Department of Athletics Staff

### **Emergency Response Equipment:**

- ❖ Supplies (splint kit, spine board) at practice or event site or maintained in 216 Fifth Third Arena (athletic training room)
- ❖ AED located in 216 Fifth Third Arena, 316 Fifth Third Arena, Baseball Stadium and Recreation Sports cage

### **Roles of First Responders:**

- ❖ Immediate first aid care of the injured or ill student athlete
- ❖ Activation of emergency medical system Blue Help phone; 6-1111 or 911 (provide name, address, telephone number; number of individuals injured; condition of injured; first aid treatment; specific directions; other information as requested)
- ❖ Direction of EMS to scene:
  - Designated individual to meet EMS at north east or north central entrance to Gettler Stadium and escort EMS to the scene
  - Enter from Jefferson onto Corry proceed west on Corry to the entrance
- ❖ Emergency equipment retrieval

### **Roles of Event or Coaching Personnel:**

- ❖ Maintain spectator control
- ❖ Escort family members to the medical facility or to a private area
- ❖ Remove media personnel from the immediate area

### **Roles within the Emergency Response Team:**

- ❖ Immediate first aid care of the student athlete
- ❖ Activation of the Emergency Medical System
- ❖ Emergency equipment retrieval
- ❖ Direct EMS to scene
- ❖ Spectator, media and family member control

## Gettler Stadium

### Activating the EMS System:

- ❖ Call: Blue Help phone or 556-1111 or 911
- ❖ Provide Information:
  - Name, address, telephone number of caller
  - Number of student athletes
  - Condition of student athlete(s)
  - First aid treatment initiated by first responder
  - Specific directions to the facility & the injured person
  - Other information as requested by dispatcher
- ❖ Direct EMS to scene
- ❖ Spectator, media and family member control

### Basic Emergency Response Team:

Emergency medical technician	Physician	Certified athletic trainer
Athletic trainer student	Strength coach	Coach

The most qualified individual on the scene should provide/direct acute care. Individuals with lower credentials should yield to those with more appropriate training.

**Life Threatening:** EMS personnel; team medical physician; certified athletic trainer; athletic training student; strength coach; coach

**Orthopedic:** Team orthopedic physician; team medical physician; orthopedic fellow/resident/fellow; certified athletic trainer; athletic training student; strength coach; coach

**Medical:** Team medical physician; team orthopedic physician; family medicine or orthopedic fellow/resident/fellow; certified athletic trainer; athletic training student; strength coach; coach

**Severe Weather:**  
If there is a severe weather warning (tornado, thunder storm, or high winds) stop all activities and seek shelter indoors immediately (use garage).

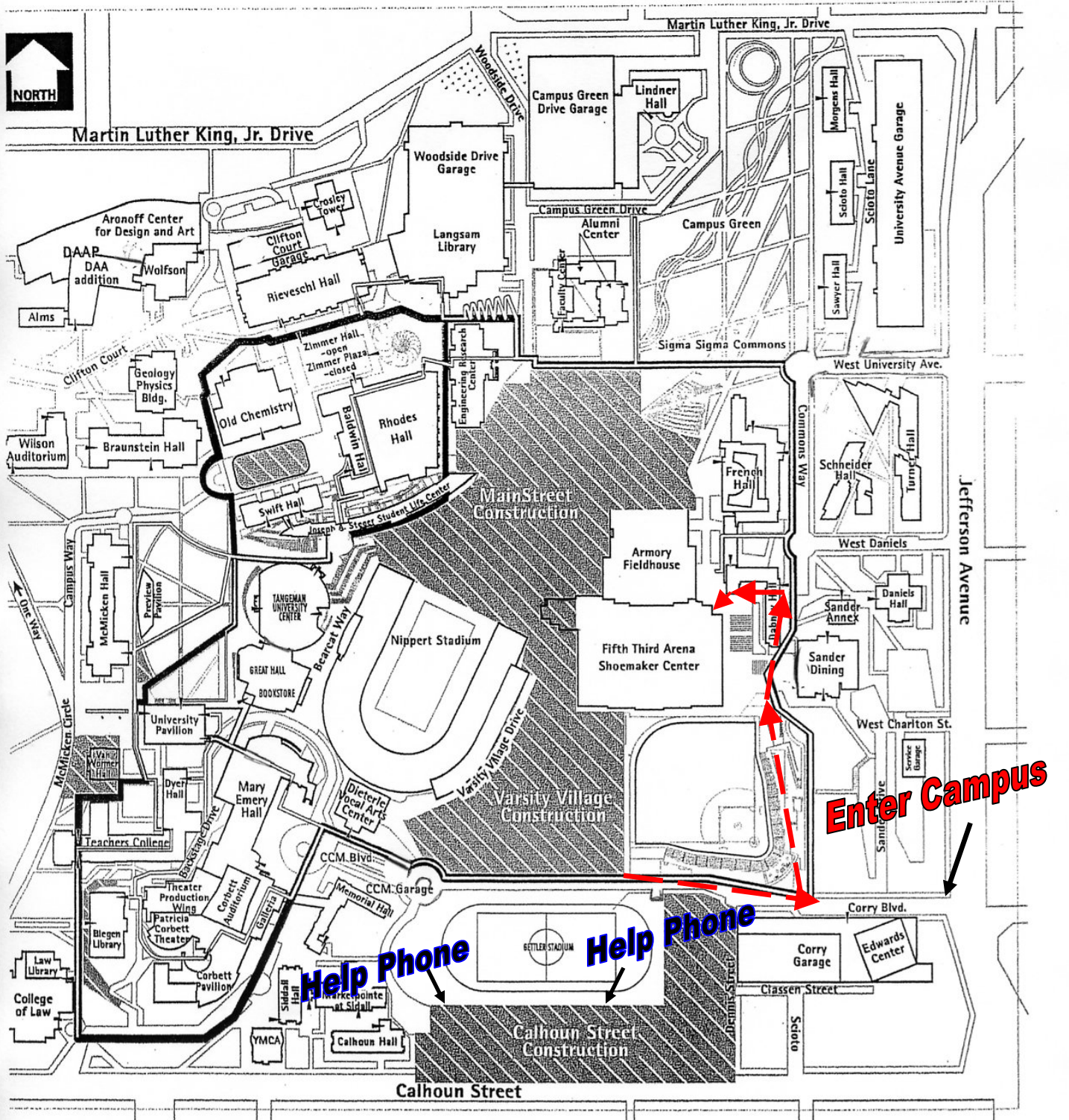
**Hospital:** University Hospital

### Evacuation Route to 216 Fifth Third Arena (non-ambulatory patients):

- ❖ Golf cart (from event personnel or Fifth Third Arena)
- ❖ North on sidewalk between Baseball stadium & construction site
- ❖ Right at Fifth Third to Sander Hall
- ❖ Left (north) on Commons Way
- ❖ Left through Dabney breezeway
- ❖ Left to Fifth Third northeast entrance (next to Women's Basketball)
- ❖ Wheelchair should be in alcove on left inside building or behind north stands in the Fifth Third Arena
- ❖ Use elevator to reach 216 Fifth Third



# Gettler Stadium



October 11, 2004

# **Keating Natatorium St. Xavier High School Emergency Action Plan**

## **Emergency Response Personnel:**

- ❖ Coaches on site for practices and events, certified life guards
- ❖ Certified athletic trainer on site for events
- ❖ EMS (advanced life support) on site for events
- ❖ Physicians on call for events

## **Emergency Response Communication:**

- ❖ Fixed telephone – Second floor in the office next to the concession stand
- ❖ Cell phone –Coaches

## **Emergency Response Equipment:**

- ❖ Supplies (flotation device, spine board) at practice or event site
- ❖ AED, 2 locations, Principals Office Room 203, 1<sup>st</sup> floor of the main building; or the Athletic Director's office room 408H, 2<sup>nd</sup> floor of the old school building.

## **Roles of First Responders:**

- ❖ Immediate first aid care of the injured or ill student athlete
- ❖ Activation of emergency medical system or 911 (provide name, address, telephone number; number of individuals injured; condition of injured; first aid treatment; specific directions; other information as requested)
- ❖ Direction of EMS to scene:
  - Designated individual to meet EMS at entrance to Keating Natatorium, St. Xavier High School
  - Enter from main entrance proceed left through the door to 507 or right to the elevators to the 2<sup>nd</sup> floor
- ❖ Emergency equipment retrieval

## **Roles of Event or Coaching Personnel:**

- ❖ Maintain spectator control
- ❖ Escort family members to the medical facility or to a private area
- ❖ Remove media personnel from the immediate area

## **Roles within the Emergency Response Team:**

- ❖ Immediate first aid care of the student athlete
- ❖ Emergency equipment retrieval
- ❖ Activation of the Emergency Medical System
- ❖ Direct EMS to scene
- ❖ Spectator, media and family member control

# Keating Natatorium St. Xavier High School

## Activating the EMS System:

- ❖ Call: 911
- ❖ Provide Information:
  - Name, address, telephone number of caller
  - Number of student athletes
  - Condition of student athlete(s)
  - First aid treatment initiated by first responder
  - Specific directions: Respond to St. Xavier High School (North Bend Rd.) Keating Natatorium through the front of the building, left through the door to 507.
  - Other information as requested by dispatcher
- ❖ Direct EMS to scene
- ❖ Spectator, media and family member control

## Basic Emergency Response Team:

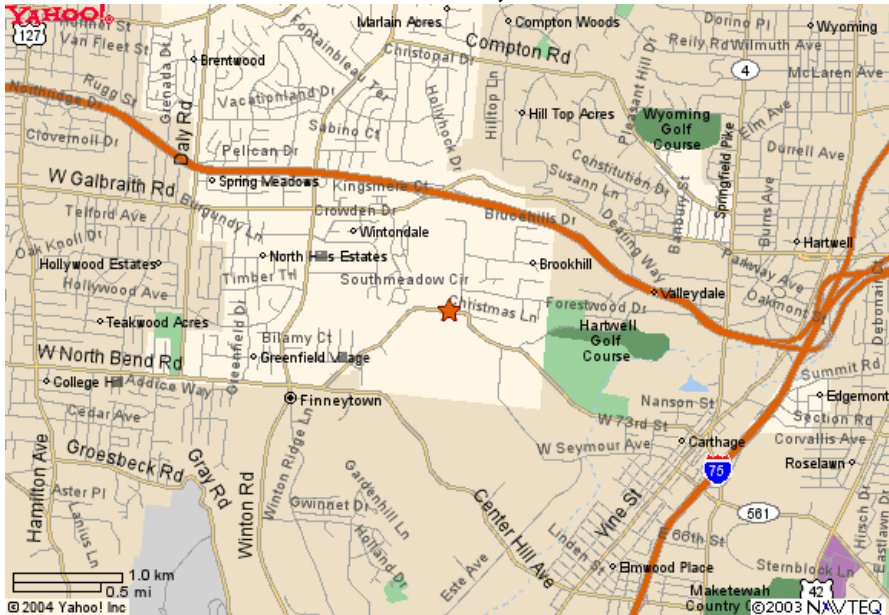
Coach                      Certified athletic trainer                      Emergency medical technician

**Hospital:**            University Hospital

The most qualified individual on the scene should provide/direct acute care. Individuals with lower credentials should yield to those with more appropriate training.

- Life Threatening:**            coach; EMS personnel; certified athletic trainer
- Orthopedic:**                      coach; certified athletic trainer
- Medical:**                              coach; certified athletic trainer
- Pool Safety:**                      pool safety as directed by the NCAA and local pool rules.

## Keating Natatorium (St. X High School campus) 616 W North Bend Rd Cincinnati, OH 45224-1424





## **Rowing Facility Emergency Action Plan**

(NOTE: The facility for rowing practice and meets is pending)

### **Emergency Response Personnel:**

- ❖ Coaches on site for practices and events
- ❖ Certified athletic trainer on site for events
- ❖ EMS (advanced life support) on site for events

### **Emergency Response Communication:**

- ❖ Fixed telephone – none
- ❖ Cell phone – Department of Athletic staff

### **Emergency Response Equipment:**

- ❖ Supplies (first aid kit) at practice or event site

### **Roles of First Responders:**

- ❖ Immediate first aid care of the injured or ill student athlete
- ❖ Activation of emergency medical system or 911 (provide name, address, telephone number; number of individuals injured; condition of injured; first aid treatment; specific directions; other information as requested)
- ❖ Direction of EMS to scene:
  - Designated individual to meet EMS at entrance to
- ❖ Emergency equipment retrieval

### **Roles of Event or Coaching Personnel:**

- ❖ Maintain spectator control
- ❖ Escort family members to the medical facility or to a private area
- ❖ Remove media personnel from the immediate area

### **Roles within the Emergency Response Team:**

- ❖ Immediate first aid care of the student athlete
- ❖ Emergency equipment retrieval
- ❖ Activation of the Emergency Medical System
- ❖ Direct EMS to scene
- ❖ Spectator, media and family member control

## Rowing Facility

### Activating the EMS System:

- ❖ Call: 911
- ❖ Provide Information:
  - Name, address, telephone number of caller
  - Number of student athlete(s)
  - Condition of student athlete(s)
  - First aid treatment initiated by first responder
  - Specific directions: Respond to
  - Other information as requested by dispatcher
- ❖ Direct EMS to scene
- ❖ Spectator, media and family member control

**Hospital:** University Hospital

### Basic Emergency Response Team:

Coach                      Emergency medical technician                      Certified athletic trainer

The most qualified individual on the scene should provide/direct acute care. Individuals with lower credentials should yield to those with more appropriate training.

**Life Threatening:** coach; EMS personnel; certified athletic trainer

**Orthopedic:** coach; certified athletic trainer

**Medical:** coach; certified athletic trainer

**Safety:** as directed by the NCAA and local boating rules.

# **Clovernook Golf Course**

## **Emergency Action Plan**

### **Emergency Response Personnel:**

- ❖ Coaches on site for practices and events
- ❖ Certified athletic trainer on site for events
- ❖ EMS (advanced life support) on call for events
- ❖ Physicians on call for events

### **Emergency Response Communication:**

- ❖ Fixed telephone – club House or Pro Shop
- ❖ Cell phone –Coaches

### **Emergency Response Equipment:**

- ❖ Supplies - none
- ❖ AED

### **Roles of First Responders:**

- ❖ Immediate first aid care of the injured or ill student athlete
- ❖ Activation of emergency medical system or 911 (provide name, address, telephone number; number of individuals injured; condition of injured; first aid treatment; specific directions; other information as requested)
- ❖ Direction of EMS to scene:
  - Designated individual to meet EMS at entrance to Clovernook Country Club
  - Enter from main entrance proceed left to Club House
- ❖ Emergency equipment retrieval

### **Roles of Event or Coaching Personnel:**

- ❖ Maintain spectator control
- ❖ Escort family members to the medical facility or to a private area
- ❖ Remove media personnel from the immediate area

### **Roles within the Emergency Response Team:**

- ❖ Immediate first aid care of the student athlete
- ❖ Emergency equipment retrieval
- ❖ Activation of the Emergency Medical System
- ❖ Direct EMS to scene
- ❖ Spectator, media and family member control

## **Clovernook Country Club**

### **Activating the EMS System:**

- ❖ Call: 911
- ❖ Provide Information:
  - Name, address, telephone number of caller
  - Number of student athletes
  - Condition of student athlete(s)
  - First aid treatment initiated by first responder
  - Specific directions: Respond to Clovernook Country Club, 2035 W. Galbraith Rd, North College Hill, proceed to the Country Club or give directions to the specific site.
  - Other information as requested by dispatcher
- ❖ Direct EMS to scene
- ❖ Spectator, media and family member control

### **Basic Emergency Response Team:**

Coach                      Certified athletic trainer                      Emergency medical technicians

**Hospital:**            University Hospital

The most qualified individual on the scene should provide/direct acute care. Individuals with lower credentials should yield to those with more appropriate training.

**Life Threatening:**      certified athletic trainer; coach; EMS personnel  
**Orthopedic:**            certified athletic trainer; coach  
**Medical:**                certified athletic trainer; coach  
**Lightning Safety:**    As directed by local club rules  
**Weather Safety:**      As directed by local club rules

Clovernook Country Club  
2035 West Galbraith road  
North College Hill, Ohio 45239  
513-521-0335



# **Higher Ground Conference and Retreat Center Emergency Action Plan**

## **Emergency Response Personnel:**

- ❖ Certified athletic trainer on site for practice and events
- ❖ Athletic training student on site for practice and events
- ❖ EMS (advanced life support) on site for events
- ❖ Physicians on site for practice or events

## **Emergency Response Communication:**

- ❖ Fixed telephone line in Life Center, lower lodge meeting room, and staff sleeping rooms
- ❖ Cell phone – Department of Athletic staff

## **Emergency Response Equipment:**

- ❖ Supplies (trauma kit, splint kit, spine board) on field or maintained in Life Center
- ❖ AED located in Life Center or athletic trainer sleeping room

## **Roles of First Responders:**

- ❖ Immediate first aid care of the injured or ill student athlete
- ❖ Activation of emergency medical system 911 (provide name, address, telephone number; number of individuals injured; condition of injured; first aid treatment; specific directions; other information as requested)
- ❖ Direction of EMS to scene:
  - Designated individual to meet EMS and escort EMS to the scene
- ❖ Emergency equipment retrieval

## **Roles of Event or Coaching Personnel:**

- ❖ Maintain spectator control
- ❖ Escort family members to the medical facility or to a private area
- ❖ Remove media personnel from the immediate area

## Higher Ground Conference and Retreat Center

### Roles within the Emergency Response Team:

- ❖ Immediate first aid care of the student athlete
- ❖ Emergency equipment retrieval
- ❖ Activation of the Emergency Medical System
  - Harrison Ohio Life Squad is the first choice
  - Air Care if situation is life and/or limb threatening
- ❖ Direct EMS to scene
- ❖ Spectator, media and family member control

### Activating the EMS System:

- ❖ Call 911
- ❖ Provide Information:
  - Name, address, telephone number of caller
  - Number of student athletes
  - Condition of student athlete(s)
  - First aid treatment initiated by first responder
  - Specific directions
  - Other information as requested by dispatcher
- ❖ Direct EMS to scene
- ❖ Spectator, media and family member control

### Basic Emergency Response Team:

Emergency medical technician	Physician	Certified athletic trainer
Athletic trainer student	Strength coach	Coach

The most qualified individual on the scene should provide/direct acute care. Individuals with lower credentials should yield to those with more appropriate training.

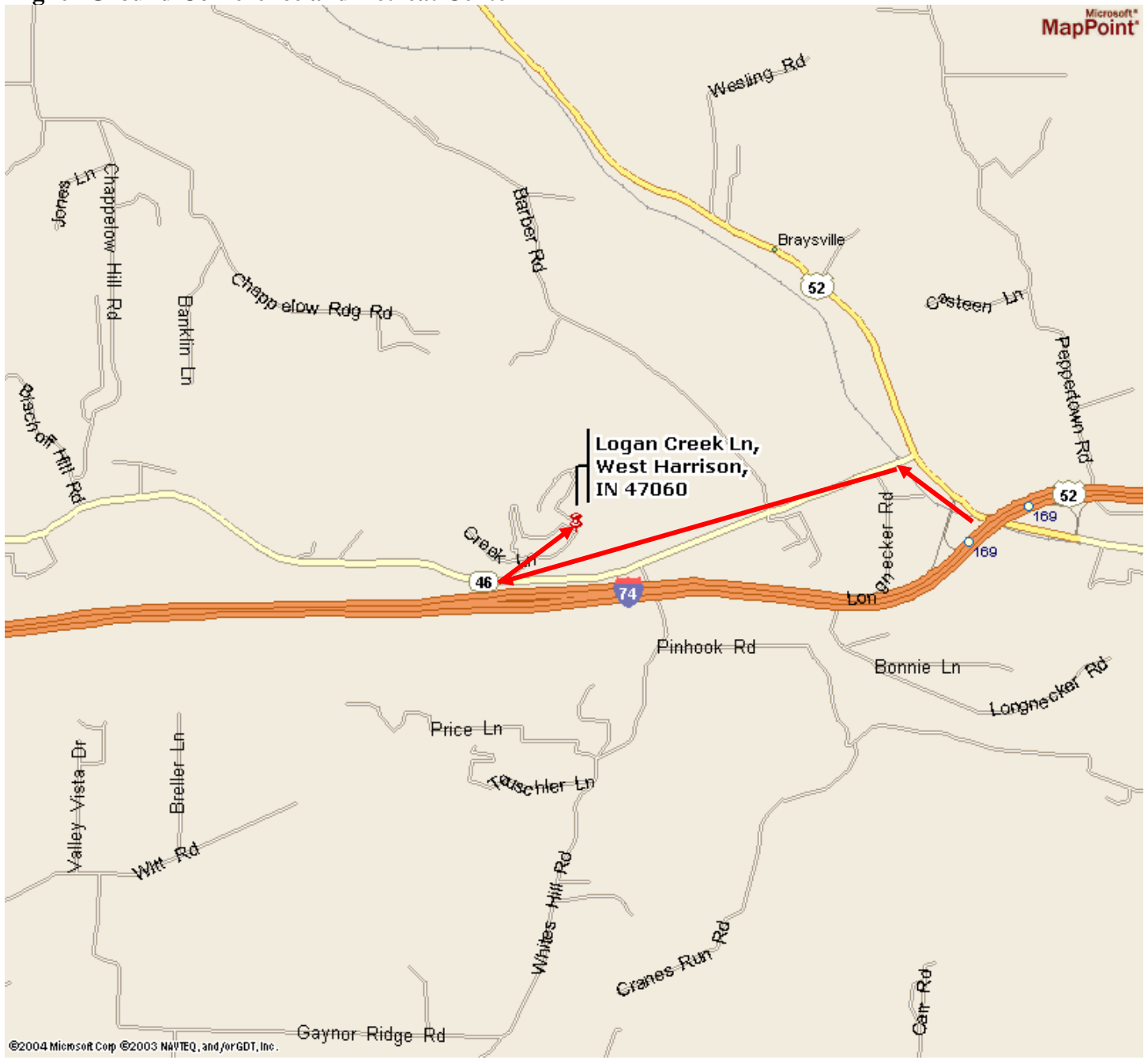
<b><u>Life Threatening:</u></b>	EMS personnel; team medical physician; team orthopaedic physician; certified athletic trainer; athletic training student; strength coach; coach
<b><u>Orthopedic:</u></b>	Team orthopedic physician; team medical physician; orthopedic fellow/resident/fellow; certified athletic trainer; athletic training student; strength coach; coach
<b><u>Medical:</u></b>	Team medical physician; team orthopedic physician; family medicine or orthopedic fellow/resident/fellow; certified athletic trainer; athletic training student; strength coach; coach

### **Severe Weather:**

If there is a severe weather warning (tornado, thunder storm, or high winds) stop all activities and seek shelter indoors immediately.

<b><u>Hospital:</u></b>	University Hospital
-------------------------	---------------------

# Higher Ground Conference and Retreat Center





# Catastrophic Incident Notification Flow Chart

(Death; Catastrophic injury/illness (loss of limb, organ or paralyzed); Hospitalized with season ending injury or illness)

