
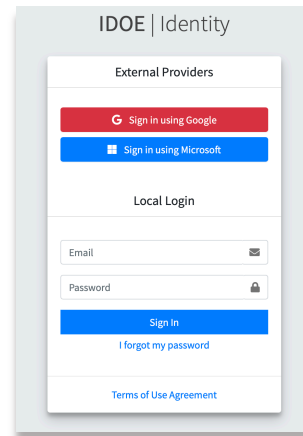


Accepting Organization Assurances

Step 1: Navigate to <https://link.doe.in.gov>

The LINK portal will automatically direct you to identity

Step 2: Choose either “Sign in using Google” or “Sign in using Microsoft”, depending on how your corporation choose to authenticate with the Indiana Department of Education.

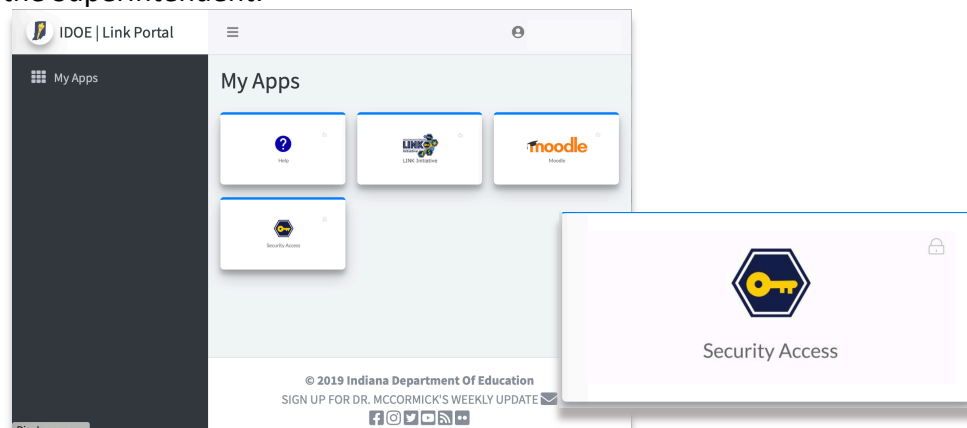


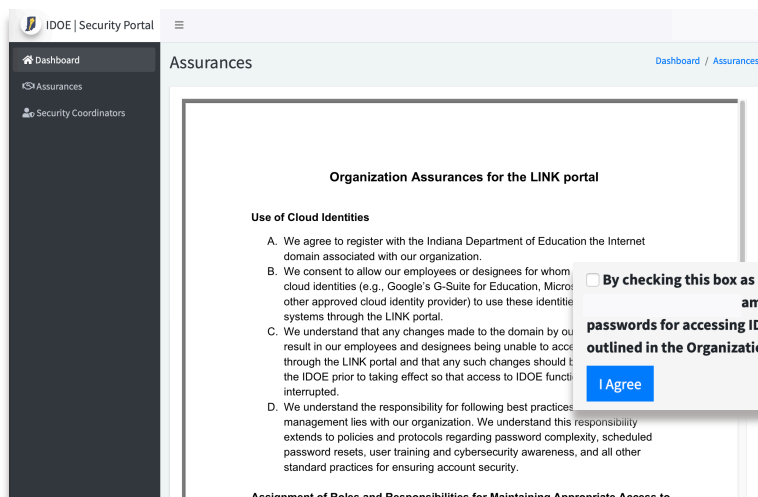
Step 3: Upon successful login, the system will prompt you to accept the Terms of Use.

Please read and accept the Terms of Use, then click Continue.

Step 4: Choose the Security Access tile.

Please note this tile is only available to the leader of the organization. For corporations, this is the Superintendent.



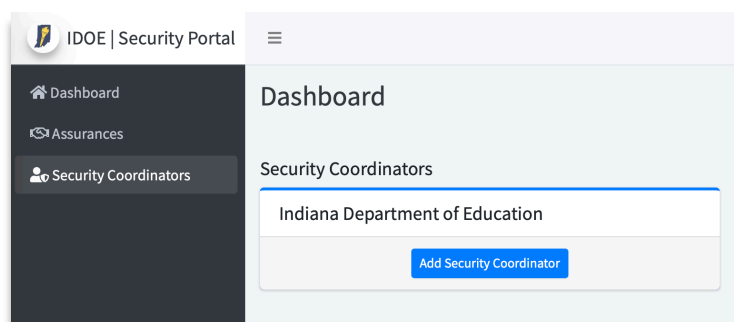


Step 5: Read the Organization Assurances, check the box at the end and click “I agree”.

Step 6: Add security coordinator(s)

Click “Add Security Coordinator”

Enter the Email of the person and click “Save”.

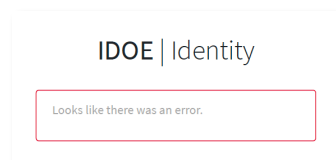


You may add up to two security coordinators. The Data Security Coordinator should; have a domain account, should be in charge of managing the accounts on the domain, ensure that security policies are in place and that security best practices are followed. They will have the responsibility for managing account access, roles, and for the decommissioning of access to IDOE systems when employees leave.

Frequently Asked Questions/Experiences

I can login, however, upon login, I receive an error like this.

- *This could be due to multiple things. IDOE might have the wrong email and/or domain configured. Please confirm the email for the account and the domain match and email these to link@doe.in.gov.*



I can login, yet I do not have the Security Access tile.

- *IDOE configured the leader of the organization’s email provided to us to have the Security Access tile. The email (@k12.in.us) and the domain (k12.in.us) must match—*

please confirm these and email link@doe.in.gov for assistance.

My email has been entered by the leader of the organization as the Data Security Coordinator. How do I know my account is set-up correctly?

- Data Security Coordinators will be able to login. After their email is entered as the Data Security Coordinator, they too will have the Security Access tile. However, this tile will not go anywhere yet.

We have several subdomains. @teachers.sch.k12.in.us, @staff.sch.k12.in.us, @students.sch.k12.in.us. What should we use?

- *The domain must be associated with either MS365 or Google G-Suite emails of the accounts that will login. IDOE can either configure @sch.k12.in.us, and handle security via roles or IDOE can add several subdomains to your account.*

We see that Moodle is one of the access tiles here. When will single sign-on work for this application?

- *Moodle will be one of the first applications to support the single sign on after we have the majority of corporations and non-public schools' domains connected. We'll announce when this is available and you'll know it supports single sign on once the lock icon becomes locked.*



When I go to <https://link.doe.in.gov>, the site looks like this. Why is that?

- *We have found that some web filters are blocking some links and categorizing them as "Phishing and Fraud", which prevents the site from displaying correctly. If you experience this, these urls are valid and should be unblocked:*
 - <https://doeshareddevv1sa.z13.web.core.windows.net>
 - <https://us1doelinkprodv3sa.z13.web.core.windows.net>

