School Bus Curriculum

Indiana Department of Education

1

Student Management D1.7



Indiana Department of Education

2

Student Management

3

Student Management

Children of Today?

The children now love luxury; they have bad manners, contempt for authority; they show disrespect for elders and love chatter in place of exercise. Children are now tyrants, not the servants of their households. They no longer rise when elders enter the room. They contradict their parents…and tyrannize their teachers.

Indiana Department of Education

4

Socrates (469–399 B.C.)

Indiana Department of Education

5

Chaperone Video

6

School Policy

Indiana Department of Education

7

School Policy

[redacted]

8

Model the Behavior You Want to See

Indiana Department of Education

9

[redacted]

10

Expectations

The bar is set here

Most kids will be here – okay behavior but room for improvement

2% of kids

Indiana Department of Education

11

The Assertive Discipline Model

- Rules
  - Based on school policy
  - Maximum of 5
  - Ex: Follow directions the first time they are given
- Consequences
  - Based on school policy
  - Arranged from minor to serious
  - Ex:
    - Verbal warning
    - Discipline report form
    - Dean/Principal involved
    - Off the bus
- Rewards
  - Behavior that gets rewarded gets repeated

Indiana Department of Education

12

Student Management - Tips

- Know your students' names !
- Greet and goodbye every single time !
  - You are the first & last school employee
- Patience !
- Neutral at worst, positive at best !
- Sense of humor – particularly about yourself !
- Respect is earned, courtesy should be demanded !

Indiana Department of Education

13

Amount of Time Children are on the Bus

30 minute bus ride
x 2 times per day
x 180 days

180 hours or 7.5 days of uninterrupted time

(imagine having the kids at your house for 7.5 straight days)

Indiana Department of Education

14

Passive… Aggressive … Assertive

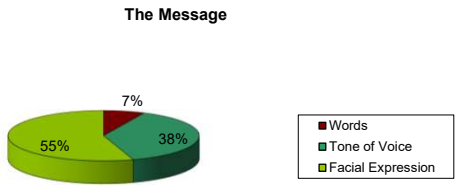

Indiana Department of Education

15

Passive

Indiana Department of Education

16

Passive



I thought you already told me for the last time!

Indiana Department of Education

17

Aggressive

Indiana Department of Education

18

ACT/REACT

ACT	REACT
Assertive	Hostile
You *think*, then do or say appropriate things	You *react* and *panic* then end up doing and saying inappropriate things
Stay calm	Panic
Maintain self control throughout	Panic causes you to forget training/education
Response within the boundaries of school policy	Response puts school in a position unable to back up your actions
Deep breaths, time to think	Short breaths, easily confused

Indiana Department of Education

19

20

Safety Of The Heart



Indiana Department of Education

21

Safety of the Heart



Indiana Department of Education

22

Stopping Your Bus for Discipline

Indiana Department of Education

23

Rules



Indiana Department of Education

24

25

Touch to Protect!
Don't Touch to Redirect!

Force when reasonable and necessary:

Self defense

Defense of others

Self inflicted injury

Know your policy!

Indiana Department of Education

26

Bullying

- Know your students.
- If you see it, report it!
- Acknowledge a complaint!
- Follow up, remember you are the first, and last school official students see each day!
- If you don't act after a report, kids will withdraw and assume no one cares!

Indiana Department of Education

27

28

Requirement to Report Suspected Abuse

IC 31-33-5-2 Report; notification of individual in charge of institution, school, facility, or agency

Sec. 2. (a) This section does not apply to an individual required to make a report under this article in the individual's capacity as a member of the staff of a hospital licensed under IC 16-21-2. An individual required to make a report under this article in the individual's capacity as a member of the staff of a hospital licensed under IC 16-21-2 is subject to section 2.5 of this chapter.

(b) If an individual is required to make a report under this article in the individual's capacity as a member of the staff of a medical or other public or private institution, school, facility, or agency, the individual shall immediately make a report to:

(1) the department; or

(2) the local law enforcement agency.

After making the report, the individual shall notify the individual in charge of the institution, school, facility, or agency or the designated agent of the individual in charge of the institution, school, facility, or agency that the report was made.

Page 29

Indiana Department of Education

29

Parent Management

Indiana Department of Education

30

Reasons Parents Get Angry

- Bus consistently late/early
- Bullying situation onboard that is unnoticed or unresolved
- Left a student behind
- You verbally reprimanded their child
- Wrote their child up
- Not happy about the bus stop location
- Don't understand why you can't "wait" for their child

Indiana Department of Education

31

Trespassing

IC 35-43-2-2 Criminal trespass; denial of entry; permission to enter; exceptions

Sec. 2. (a) As used in this section, "authorized person" means a person authorized by an agricultural operation to act on behalf of the agricultural operation.

(b) A person who: …

commits criminal trespass, … However, the offense is a Level 6 felony if it is committed … on school property, or on a school bus or the person has a prior unrelated conviction for an offense under this section concerning the same property.

Page 30

Indiana Department of Education

32

33

You Make a Difference!

- Some kids would go hungry without you!
- A Childs life has taken a turn for the better because of you.
- You have given a child of hope.
- You have taught a student that their circumstances don't define them.
- In the worst of times, you have shown a kid its going to be alright.
- You have taught them discipline and accountability.
- You have given them the love & care they may not get anywhere but the bus!

Indiana Department of Education

34

Indiana Department of Education

35

Danger Zones and Use of Mirrors D1.1

Indiana Department of Education

36

37

Mirror Types

Flat/Convex

Crossover

Interior

Indiana Department of Education

38

Mirror Configurations

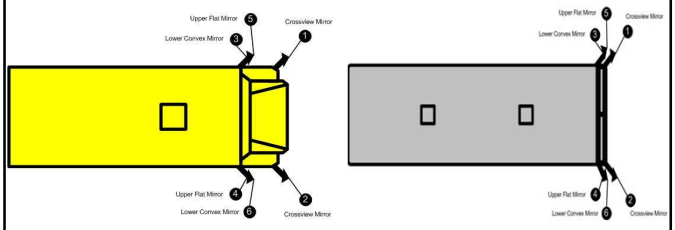

Indiana Department of Education

39

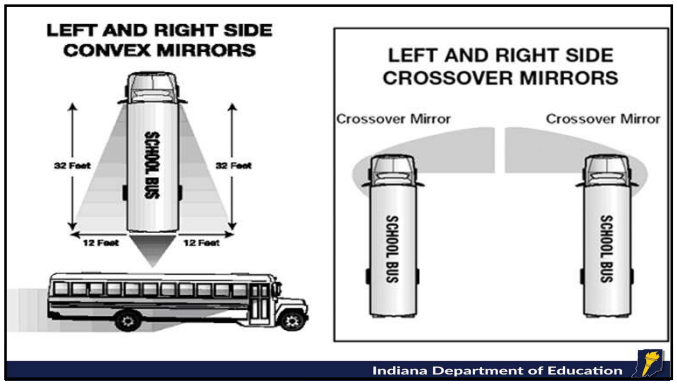
LEFT AND RIGHT SIDE
CONVEX MIRRORS
SCHOOL BUS
32 Feet
32 Feet
12 Feet
12 Feet
LEFT AND RIGHT SIDE
CROSSOVER MIRRORS
Crossover Mirror
Crossover Mirror
SCHOOL BUS
SCHOOL BUS
Indiana Department of Education

40

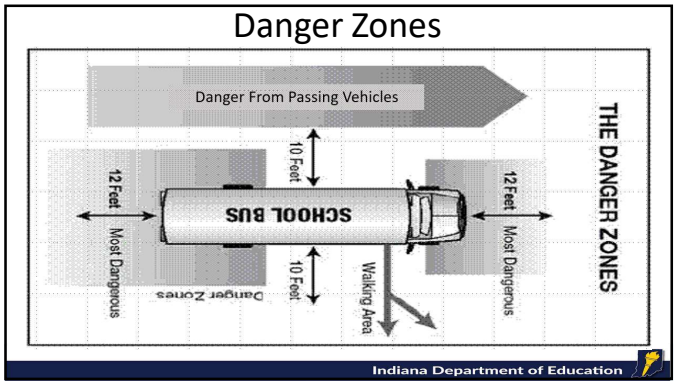
Danger Zones
THE DANGER ZONES
Danger From Passing Vehicles
12 Feet
Most Dangerous
10 Feet
SCHOOL BUS
10 Feet
Walking Area
12 Feet
Most Dangerous
Danger Zones
Indiana Department of Education

41

Check the Door Once More !!!

42

Standee Line

IC 9-21-12-16 Forward area of school bus off limits to children

Sec. 16. (a) When a school bus is in motion, students are prohibited from occupying any space forward of a vertical plane drawn through the rear of the driver's seat and perpendicular to the longitudinal axis of the bus. Every school bus must:

(1) be marked with a line or otherwise equipped in order to indicate the prohibited area to students; and

(2) have clearly posted, at or near the front of the bus, a sign stating that it is a violation of Indiana law for a school bus to be operated with any students occupying the prohibited area.

(b) A school bus driver who knowingly or intentionally violates this section commits a Class C misdemeanor.

Page 26

Indiana Department of Education

43

National Loading Zone Fatality Data

1970-2020

1,250 Students

Indiana Department of Education

44

Gender of Child

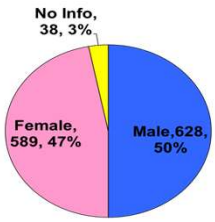

Indiana Department of Education

45

Age by Grade Level

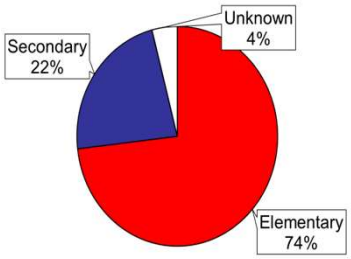

Indiana Department of Education

46

Age

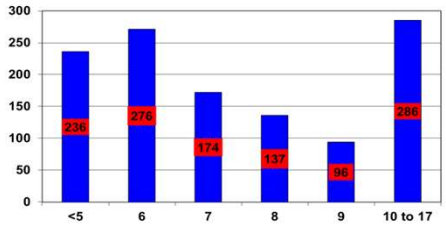

Indiana Department of Education

47

Vehicle

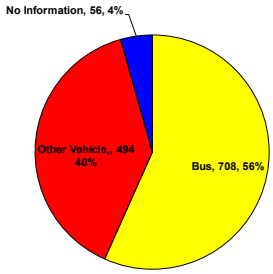

Indiana Department of Education

48

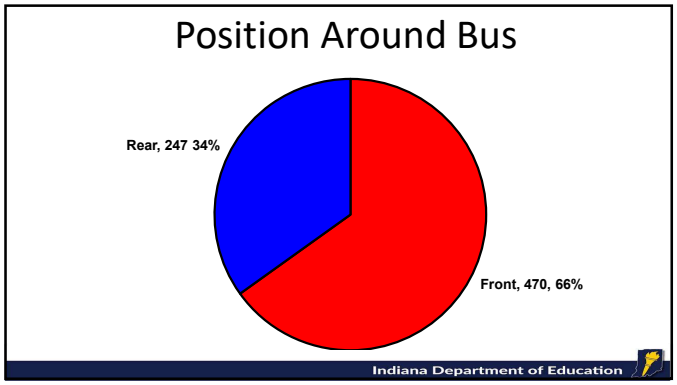
Position Around Bus
Rear, 247 34%
Front, 470, 66%
Indiana Department of Education

49

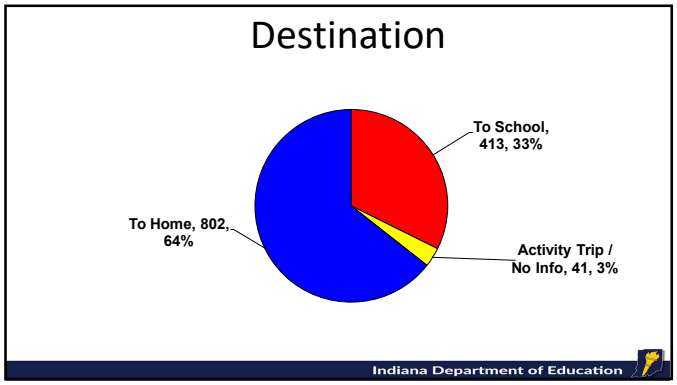
Destination
To School, 413, 33%
To Home, 802, 64%
Activity Trip / No Info, 41, 3%
Indiana Department of Education

50

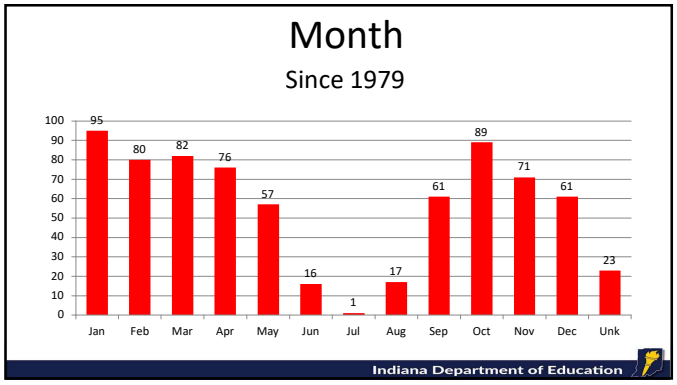
Month
Since 1979
100
90
80
70
60
50
40
30
20
10
0
95
80
82
76
57
16
1
17
61
89
71
61
23
Jan
Feb
Mar
Apr
May
Jun
Jul
Aug
Sep
Oct
Nov
Dec
Unk
Indiana Department of Education

51

Day of the Week

Since 1983

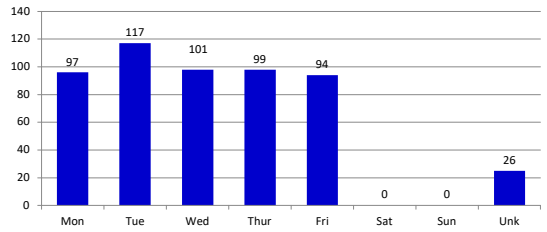

Indiana Department of Education

52

Loading and Unloading D1.2

The most dangerous part of our job!

Indiana Department of Education

53

Children in Traffic

54

Stop Arm Use

IC 9-21-12-1 Arm signal device; duty to obey; presumption
Sec. 1. (a) A person who drives a vehicle that:
(1) meets or overtakes from any direction a school bus stopped on a roadway or a private road and is not stopped before reaching the school bus when the arm signal device specified in IC 9-21-12-13 is in the device's extended position; or
(2) proceeds before the arm signal device is no longer extended; 25
commits a Class A infraction.
(b) In addition to any other penalty imposed under this section, the court may suspend the person's driving privileges:
(1) for ninety (90) days; or
(2) if the person has committed at least one (1) previous offense under this section or IC 9-21-8-52(b), for one (1) year.
(c) This section is applicable only if the school bus is in substantial compliance with the markings required by the state school bus committee.
(d) There is a rebuttable presumption that the owner of the vehicle involved in the violation of this section committed the violation. This presumption does not apply to the owner of a vehicle involved in the violation of this section if the owner routinely engages in the business of renting the vehicle for periods of thirty (30) days or less.

Page 25

Indiana Department of Education

55

Stop Arm Use

IC 9-21-12-13 School bus; arm signal device
Sec. 13. (a) Except:
(1) as provided in subsection (b); or
(2) when a school bus is stopped at an intersection or another place where traffic is controlled by a traffic control device or a police officer;
whenever a school bus is stopped on a roadway or a private road to load or unload a student, the driver shall use an arm signal device, which must be extended while the bus is stopped.
(b) The governing body of a public school may authorize a school bus driver to load or unload a student at a location off the roadway that the governing body designates as a special school bus loading area. The driver is not required to extend the arm signal device when loading or unloading a student in the designated area.
(c) A school bus driver who knowingly or intentionally violates subsection (a) commits a Class C misdemeanor.

Page 26

Indiana Department of Education

56

Loading and Unloading Locations

IC 9-13-2-73 Highway or street Sec. 73. "Highway" or "street" means the entire width between the boundary lines of every publicly maintained way when any part of the way is open to the use of the public for purposes of vehicular travel. The term includes an alley in a city or town.

IC 9-13-2-157 Roadway Sec. 157. (a) Except as provided in subsection (b), "roadway" means that part of a highway improved, designed, or ordinarily used for vehicular travel.
(b) As used in IC 9-21-12-13, "roadway" means the part of a highway that is improved, designed, or ordinarily used for vehicular travel. The term does not include the sidewalk, berm, or shoulder, even if the sidewalk, berm, or shoulder is used by persons riding bicycles or other human powered vehicles.

Page 29

Indiana Department of Education

57

Loading and Unloading Students

IC 9-21-12-20 School bus; loading and unloading students
Sec. 20. (a) Except as provided in subsection (b), when a school bus is operated on a:
(1) U.S. route or state route, the driver may not load or unload a student at a location that requires the student to cross a roadway unless no other safe alternatives are available; and
(2) street or highway other than a U.S. route or state route, the driver shall load and unload a student as close to the right-hand curb or edge of the roadway as practicable.
(b) Subsection (a)(1) does not apply to a location on a U.S. route or state route that is within the boundary of a city or town.

Page 27

Indiana Department of Education

58

Divided Highways

IC 9-21-12-3 Divided highways; vehicles approaching school bus; duty to use caution
Sec. 3. On a highway divided into two (2) or more roadways by:
(1) leaving an intervening space that is unimproved and not intended for vehicular travel;
(2) a physical barrier; or
(3) a dividing section constructed to impede vehicular traffic; and
if the school bus is on the opposite side of the traffic barrier, the person who drives an approaching vehicle need not stop and may proceed with due caution for the safety of children boarding or leaving the school bus

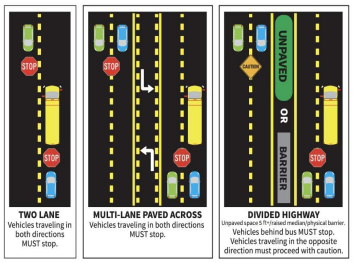

Page 25

Indiana Department of Education

59

60

Recommended Procedures

1. Activate warning flasher system at least 200 feet prior to making a stop.
2. Approach the loading zone slowly and carefully. Direct students to wait in an orderly fashion safely back from the roadway.
3. Stop the vehicle 10 feet, or 15 feet if space is available, from students before loading (direct students to walk to the bus when the door is opened, and the driver signals them to load).
4. Place the vehicle's transmission in neutral and set the parking brake before opening the door to load or unload.
5. Ensure that traffic is stopped in both directions before allowing the pupils to approach or exit the bus.

Indiana Department of Education

61

Neutral Park Brake Method

- CDL Testing, its mandatory!
- At your districts, its school district policy.
- Put your bus in neutral
- Pull your parking brake

62

Neutral Park Brake Method

63

Recommended Procedures (cont.)

6. Unload the pupils that cross the street prior to those who do not cross.

7. Count students to know how many are loading on or unloading from the bus, where they are, and where they are going. If count is lost, do not move the bus. If necessary, shut off the bus, secure it, and check underneath before moving the bus.

8. Ensure that students cross far enough in front of the bus so that the driver can see them even if they drop something. Require students to maintain eye contact with the driver.

9. Instruct students to look to the driver for a signal and check for traffic before continuing across the roadway. All drivers in the fleet should utilize the same signal – confusion could lead to tragedy.

Indiana Department of Education

64

65

Recommended Procedures (cont.)

10. Establish a pre-arranged danger signal
    - "Go back to the side of the road you started from". All drivers should utilize the same danger signal and instructions.

11. Load and unload at designated pick-up and drop-off points.

12. Back only at approved turn-around if backing is necessary near a bus stop. Prior to backing, ensure students are inside the bus. For instance, load children before backing up in the morning and unload children after backing up in the afternoon.

13. Do not unload children at corners immediately before making a right turn. Discharge children after making the turn.

14.Pick up and drop off pupils on their own side of the street if possible.

Indiana Department of Education

66

Recommended Procedures (cont.)

15. Instruct pupils never to cross behind the school bus.
16. Double-check all crossover and side mirrors for students and traffic before leaving the bus stop.
17. Do not put the bus in motion until all students outside are at a safe distance from the bus and all students inside are properly seated.
18. Before moving the bus after loading or unloading students, look and listen for any last second warnings from others nearby that a child might be near the bus. A parent, teacher, motorist, another bus driver, or students on the bus might see a child near or even under the bus. Turn off noisy equipment and silence passengers so warnings can be heard.
19. Instruct students in the proper procedure for loading and unloading within the first week of school and throughout the school year.

Indiana Department of Education

67

Recommended Procedures (cont.)

20. Be cautious when students are carrying loose papers or books which they might drop near the bus – encourage students to use a book bag.
21. Be aware of the dangers of clothing, book bag, backpack, and jacket strings/straps that could become entangled in the doorway of the school bus.
22. Upon completion of the route, walk through the bus to check for sleeping students, vandalism, and forgotten articles.
23. Report the license number of vehicles passing a stopped school bus with an operating stop signal arm and/or warning light system.
24. Examine stops regularly and report unsafe conditions to the supervisor.

Indiana Department of Education

68

Safe Bus Stops

69

Illegal Procedures

Indiana Department of Education

70

ILLEGAL PROCEDURE

Loading and unloading

71

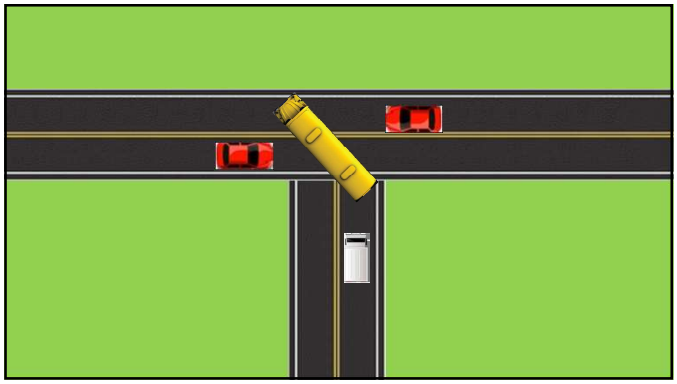

72

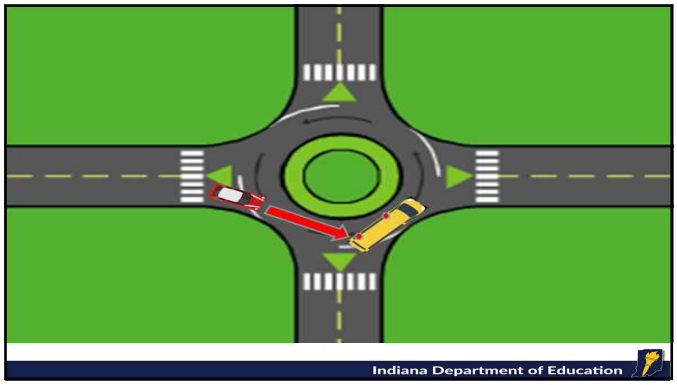
Indiana Department of Education

73

09/29/2016 03:54:40 PM
CH3

74

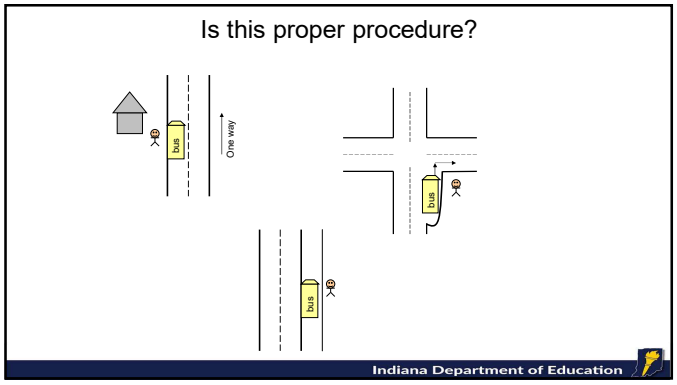
Is this proper procedure?
bus
One way
bus
bus
Indiana Department of Education

75

Is this proper procedure?

76

Is this proper procedure?

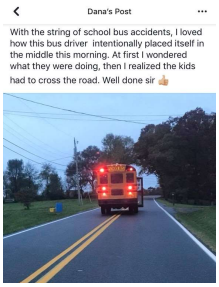

77

Is this proper procedure?

78

Is this proper procedure?

79

Is this proper procedure?

80

Is this proper procedure?

81

Safety Considerations D1.8

Indiana Department of Education

82

[redacted]

83

Strobe Light

575 IAC 1-9-52 Lamps and signals; strobe
Sec. 52. (a) A white strobe light meeting SAE standards may be installed.
(b) A strobe light must be mounted on top of the center of the bus, between the rear wheels and the rear of the bus.
(c) A strobe light must be controlled by a switch that is independent of the ignition system.
(d) The candlepower must be at least eight hundred (800) on a horizontal plane and at least twenty percent (20%) of horizontal light measured at plus or minus seven and one-half (7 1/2) degrees at the vertical plane. The intensity of light visible to the human eye must be measured in accordance with the Blondell-Rae equation for intensity.



Indiana Department of Education

84

Weather

- There is no state law for weather evacuation, know school policy!
- Have a plan, know your route and safe areas.
- Have a current roster of all passengers.
- School is most always the safest place during inclement weather.
- Be aware of weather conditions in your area.

85

86

Backing - Pickup

- Avoid if at all possible!
- Students are always on the bus when backing!
- Always back in, never back out!

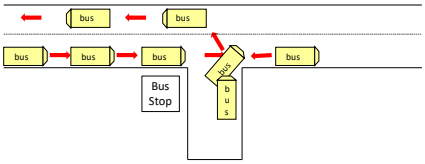

Indiana Department of Education

87

Backing – Drop-off

- Avoid if at all possible!
- Students are always on the bus when backing!
- Always back in, never back out!

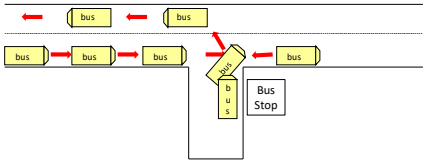

Indiana Department of Education

88

Backing ???

Indiana Department of Education

89

Questions

90