

# Annual Licensing Report

2020-2021



[@EducateIN](https://twitter.com/EducateIN)

# Table of Contents

- Summary 4
- Transaction Totals 5
- Top 10 Institutions & Content Areas 6
- Total of All Licenses Issued Link 6
- Initial Practitioner Licenses by Institution Link 6
- Number of Teachers Issued Original Initial Practitioner License Chart 7
- Original STEM Initial Practitioner Licenses by Content Area 8
- Reciprocal Permits Issued by Content Area 9
- Top 10 Additions with Testing 10
- Additions with Testing Link 10
- Montessori Addition 11

# Table of Contents

• Top 10 Original Emergency Permits Issued by Content Area & School Employer	12
• Emergency Permits by Content Area & School Corporation Link	12
• Top 10 Transition to Teaching Permits	13
• Transition to Teaching Permits by Content Area & School Corporation Link	13
• Tran Top 10 Charter School Licenses	14
• Charter School Licenses by Content Area Link	14
• Top 10 Career Specialists Permits	15
• Career Specialists Permits by Content Area Link	15
• Top 10 Workplace Specialists Licenses	16
• Workplace Specialists Licenses by Content Area Link	16
• Top 10 Substitute Teaching Permits by School Corporation	17

# Table of Contents

- Substitute Teaching Permits by School Corporation Link 17
- Visiting Teacher Permits 18
- Temporary Superintendent Licenses 19
- Number of Individuals Issued an Instructional License for the 1st Time by Year 20
- Number of Indiana Instructional Licenses Issued for the 1st Time by Year 21
- Number of Valid Instructional Licenses in Effect by Year 22

# Summary

The following pages include data and graphics summarizing the key licensing activity from the Indiana Department of Education Office of Educator Licensing covering the 2020-2021 school year (July 1, 2020 through June 30, 2021). Beginning in approximately March 2020, educator licensing policies and processes were impacted by COVID-19 related policy decisions, executive orders from Governor Holcomb, extensions, waivers, test center and CPR training closures, process adjustments, and educator application timing shifts. Consequently, data in this report may be atypical.

# Transaction Totals

Total of all license/permit applications submitted and payments made during the 2019-2020 school year:

**37,249**

Total of all license/permit applications submitted and payments made during the 2020-2021 school year:

**47,886**

# License Information

Top Ten Institutions by Original Initial Practitioner (IP) Licenses Issued July 1, 2020 – June 30, 2021

Institution	Licenses Issued
Ball State University	481
Indiana University	293
Purdue University	293
Indiana Wesleyan University	264
IUPUI	239
Purdue University Fort Wayne	148
Indiana State University	146
University of Southern Indiana	133
Butler University	124
Taylor University	117

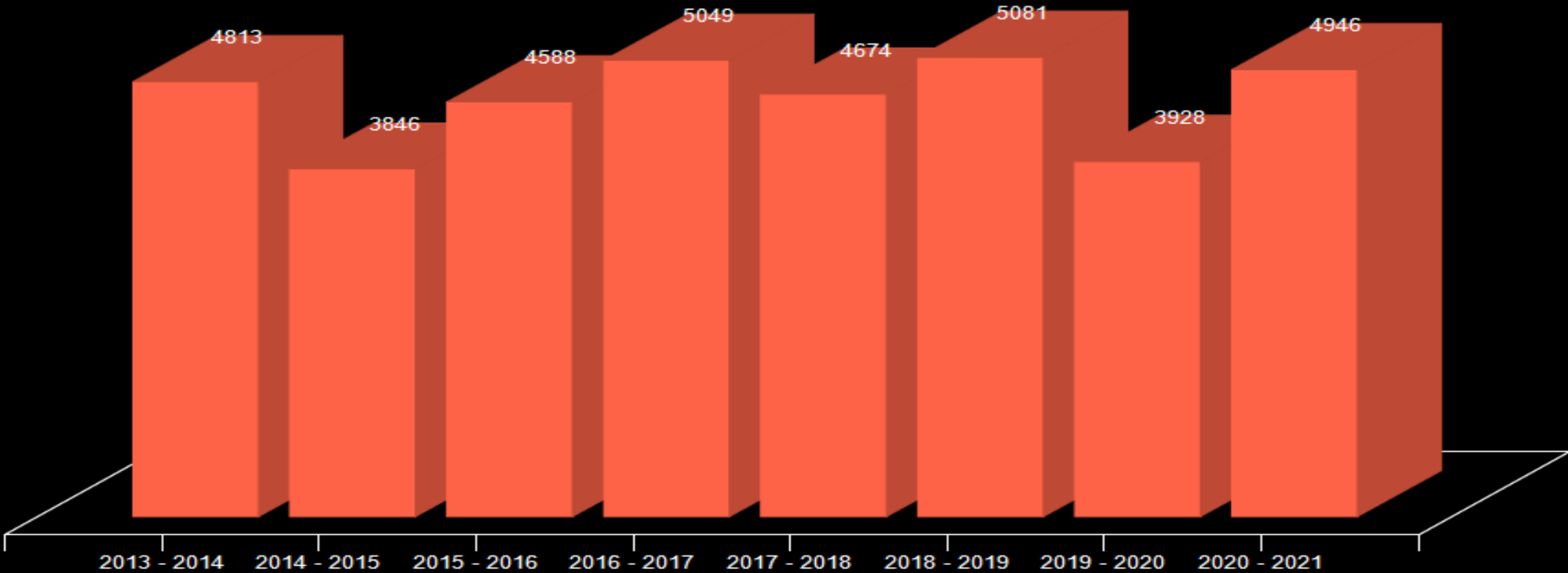
Original Initial Practitioner Licenses Issued by Indiana EPPs  
All Professional Educator Licenses by Content Area and Action

Top Ten Content Areas by Original Initial Practitioner (IP) Licenses Issued July 1, 2020 – June 30, 2021

Content Area	Licenses Issued
Elementary Generalist	1843
Building Level Administrator	644
Mild Intervention	589
Language Arts	352
Mathematics	280
Historical Perspectives	220
Early Childhood Education	201
School Counselor	194
Government and Citizenship	127
Physical Education	118

Original Initial Practitioner Licenses Issued by Indiana EPPs by  
Content Area

Indiana Department of Education; Source LVIS Database Tables  
Number of Teachers Issued Original Initial Practitioner Licenses  
(Count includes Instructional, School Services, and Administrative licenses)



Please note that totals for the most recent school year may change as the processing of applications paid prior to 7-1 is completed.

9/7/2021



# Original Initial Practitioner STEM Licenses Issued by Content Area

Content Area	Licenses Issued
Chemistry	37
Computer Education	1
Earth/Space Science	15
Engineering	5
Life Science	113
Mathematics	280
Physical Science	4
Physics	19
Technology Education	9
<b>Total</b>	<b>483</b>

# Reciprocal Permits by Content Area

Content Area	Permits Issued	Content Area	Permits Issued	Content Area	Permits Issued
Blind and Low Vision	1	Government and Citizenship	3	Reading	4
Building Level Administrator	14	Health	1	School Counselor	2
Business	2	High Ability Education	6	Science	3
Career and Technical Education: Marketing	1	Historical Perspectives	16	Social Studies	3
Career and Technical Education: Business and Information Technology	1	Instrumental and General Music	6	Sociology	4
Chemistry	5	Intense Intervention	3	Spanish	2
Computer Science	3	Language Arts	19	Superintendent	1
CTE: T&I: Criminal Justice	1	Life Science	13	Teachers of English Learners	18
Deaf and Hard of Hearing	2	Mathematics	11	Technology Education	3
Director of Curriculum and Instruction	1	Mild Intervention	12	Theater Arts	1
Early Childhood Education	6	Physical Education	6	Visual Arts	5
Economics	3	Physical Science	1	Vocal and General Music	3
Elementary Generalist	36	Physics	1		
Geographical Perspectives	4	Psychology	6		
				<b>Total</b>	<b>236</b>

# Top 10 Additions with Testing

Subject	Licenses Issued
Language Arts	119
Mathematics	110
Physical Education	77
Science	60
Health	53
Library/Media	35
Historical Perspectives	30
Government and Citizenship	27
Economics	22
Technology Education	22

Additions with Testing

# Montessori

Subject	Licenses Issued
1-3	3
4-6	1
P-K	1

Grade Range	Licenses Issued
P-3	1

# Emergency Permits

## Top Ten Content Areas by Original Emergency Permits Issued

Content Area	Licenses Issued
Elementary Generalist	711
Mild Intervention	502
Language Arts	219
Mathematics	210
Physical Education	100
Science	100
Historical Perspectives	95
Life Science	91
School Counselor	77
Teachers of English Learners	69

## Top Ten School Corporations by Original Emergency Permits Issued

Corporation	Licenses Issued
South Bend Community School Corp	90
Indianapolis Public Schools	89
Fort Wayne Community Schools	86
Evansville Vanderburgh School Corp	54
M S D Lawrence Township	53
School City of Hammond	44
Diocese of Fort Wayne	41
Elkhart Community Schools	41
Greater Clark County Schools	34
Hamilton Southeastern Schools	30

## Emergency Permits by Content Area and School Employer

# Transition to Teacher Permits

## Top Ten Content Areas by Transition to Teaching Permits Issued

Content Area	Licenses Issued
Elementary Generalist	133
Mild Intervention	66
Language Arts	45
Life Science	21
Mathematics	17
Visual Arts	16
Business	15
Historical Perspectives	15
Physical Educations	14
Spanish	9

## Top Ten School Employers by Transition to Teaching Permits Issued

Corporation	Licenses Issued
Indianapolis Public Schools	34
South Bend Community School Corp	9
Enlace Academy	8
Evansville Vanderburgh School Corp	8
KIPP Indy Unite Elementary	8
School City of Hammond	8
Victory College Prep Academy	8
21 <sup>st</sup> Century Charter School of Gary	6
Diocese of Fort Wayne	6
Gary Community School Corp	6

## Transition to Teaching Permits by Content Area and School Employer

# Charter School Licenses

## Top Ten Content Areas by Original Charter School Licenses Issued

Content Area	Licenses Issued
Language Arts	17
Elementary Generalist	11
Business	10
Mathematics	8
Early Childhood Education	6
Life Science	6
Visual Arts	6
Historical Perspectives	5
Mild Intervention	4
Teachers of English Learners	4

Charter School Licenses by Content Area

# Career Specialist Permits

## Top Ten Content Areas by Original Career Specialist Permits Issued

Content Area	Permits Issued
Business	10
CTE – Business and Info Technology	5
Government and Citizenship	5
CTE – Occupational Family and Consmr Sci	3
CTE – Marketing	3
Historical Perspectives	3
Visual Arts	3
Computer Science	2
CTE – T&I – Engineering	2
CTE – T&I – Graphic Arts	2

### Career Specialist Permits by Content Area



# Workplace Specialist Licenses

## Top Ten Content Areas by Original Workplace Specialist Licenses Issued

Content Area	Licenses Issued
Health Science: Nursing	26
Criminal Justice	15
Building Trades Technology	12
Auto Services Technology	11
Welding Technology	11
Information Technology: Info Support and Srvcs	10
Computer Science	9
Health Careers	9
Advanced Business Management	8
Advanced Manufacturing	7

### Workplace Specialist Permits by Content Area

# Substitute Teaching Permits

## Top Ten School Corporations by Substitute Permits Issued

Corporation	Permits Issued
M S D Washington Township	348
Tippecanoe School Corp	287
Evansville Vanderburgh School Corp	272
Hamilton Southeastern Schools	240
M S D Wayne Township, Indianapolis	239
Monroe County Community School Corp	216
Westfield-Washington Schools	191
Lafayette School Corporation	184
Fort Wayne Community Schools	179
Bartholomew Con School Corp	173

### Substitute Teaching Permits by School Employer

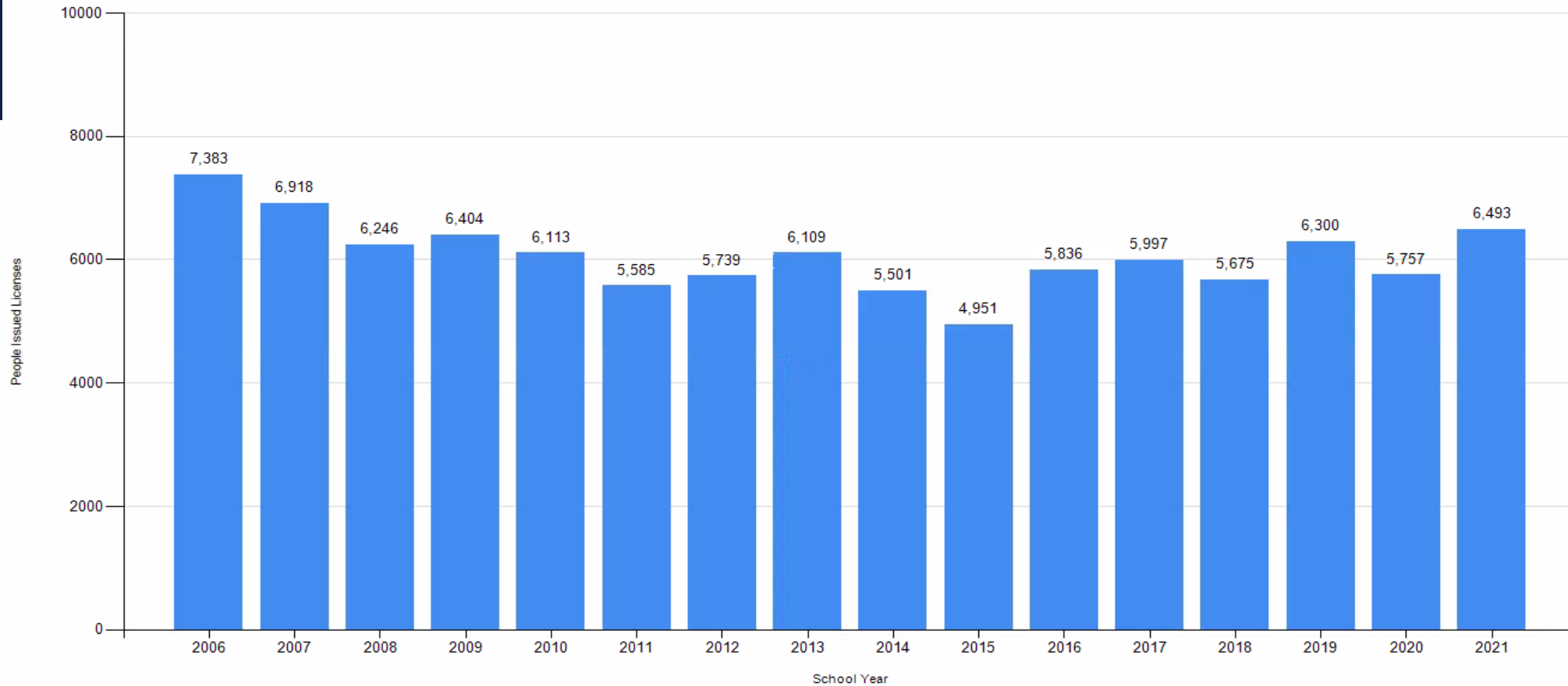
# Visiting Teacher Permits

Content Area	Permits Issued
French	1
Language Arts	1
Spanish	2
<b>Total</b>	<b>4</b>

# Temporary Superintendent Licenses

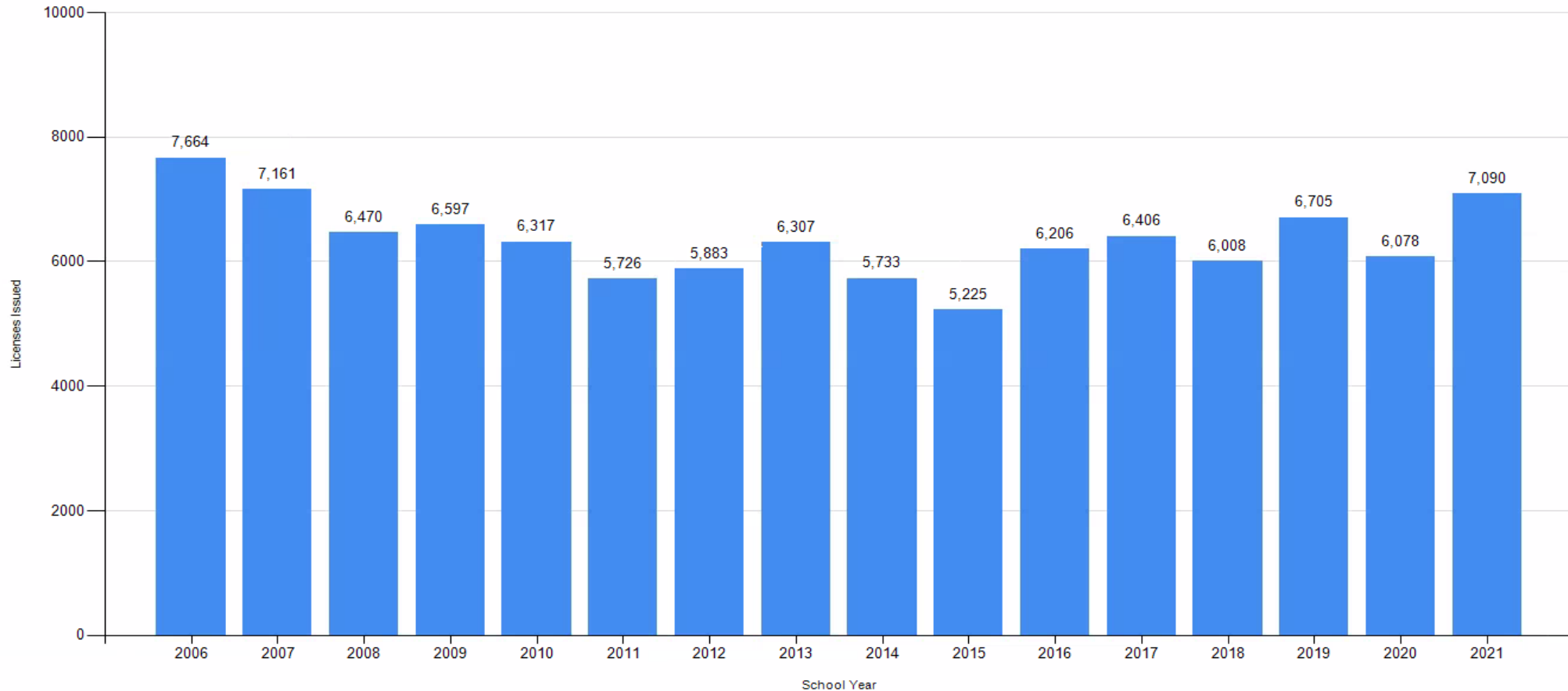
Corporation	Licenses Issues
Anderson Community School Corp	1
Clarksville Community School Corp	1
CSUSA Manual	1
Fort Wayne Community Schools	1
Fremont Community Schools	1
Garrett-Keyser-Butler Com Sch Corp	1
Greencastle Community School Corp	1
Jay School Corporation	1
Smith-Green Community Schools	1
South Bend Community School Corp	1
Twin Lakes School Corp	1
<b>Total</b>	<b>11</b>

Number of Individuals Issued an Indiana Instructional License for the First Time by Year



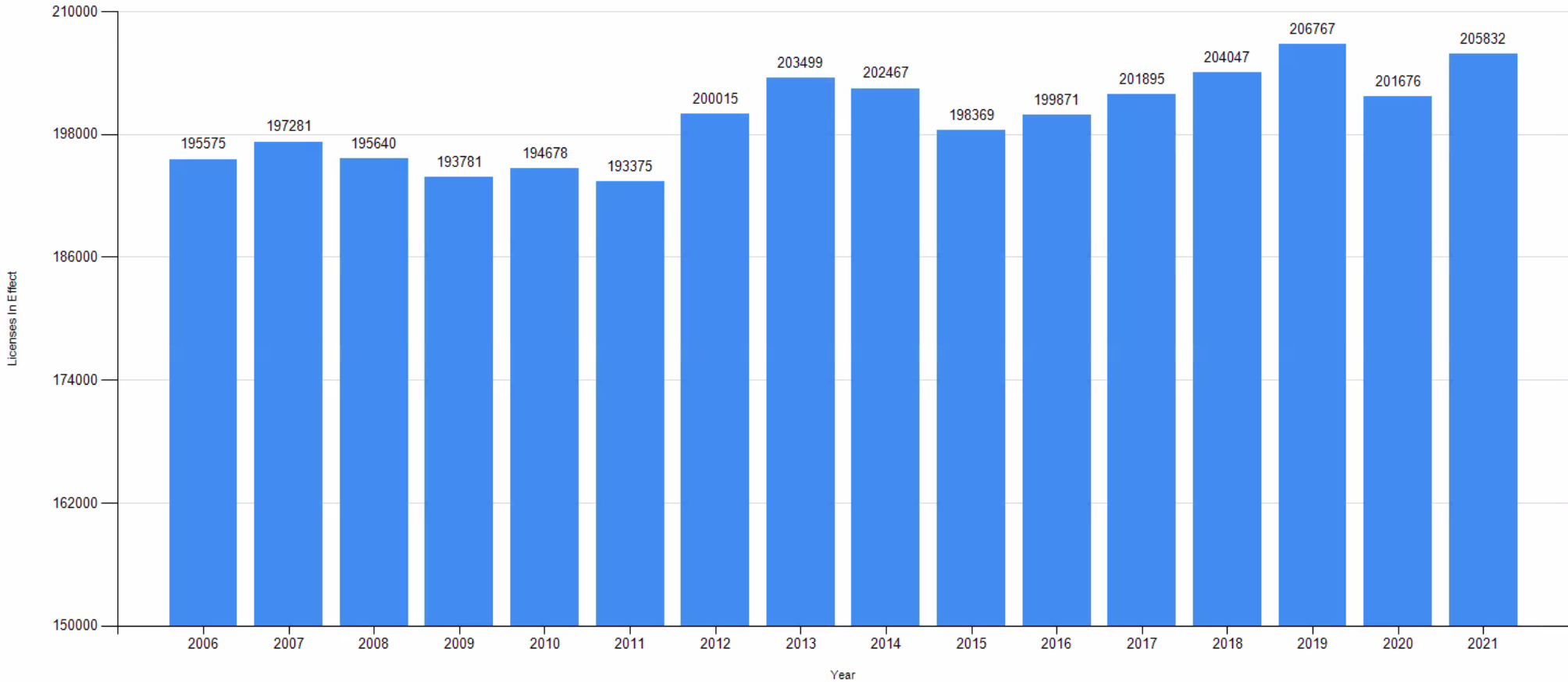
*This chart reflects the number of individuals issued an Indiana instructional license for the first time between July 1<sup>st</sup> and June 30<sup>th</sup> of each year. License holders with multiple content areas are represented once. This chart includes 2 year Initial Practitioner and 5-year Practitioner licenses issued as first-time licenses.*

Number of Indiana Instructional Licenses Issued for the First Time By Year



*This chart displays the number of new instructional licenses issued between July 1st and June 30th of each year. The numbers reflected in each bar on the chart reflect a count of unique licenses. A person holding multiple valid instructional licenses will be counted multiple times per year.*

Number of Valid Instructional Indiana Licenses In Effect By Year



*This chart displays the number of standard or “full” instructional licenses valid on June 30 of each year. A teacher with multiple content areas on an instructional license will be counted multiple times.*