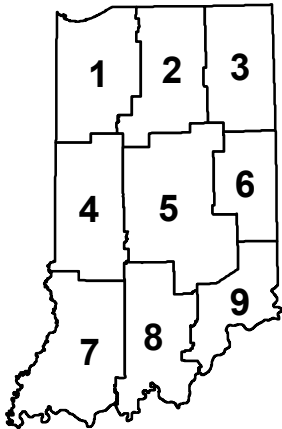
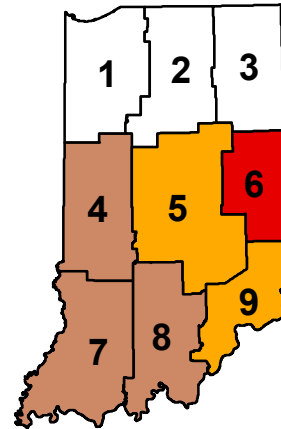


# SPI Summary

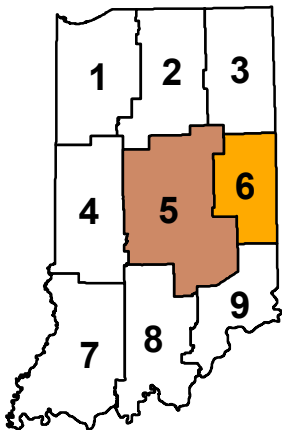
1-Month SPI Index - Dec. 2022



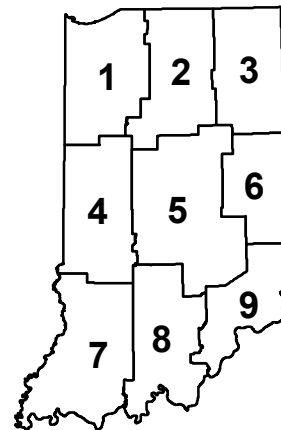
3-Month SPI Index - Dec. 2022



6-Month SPI Index - Dec. 2022



12-Month SPI Index - Dec. 2022



## Key

- +2.00 and above (extremely wet)
- +1.50 to +1.99 (very wet)
- +1.00 to +1.49 (moderately wet)
- 0.99 to +0.99 (near normal)
- 1.00 to -1.49 (moderately dry)
- 1.50 to -1.99 (severely dry)
- 2.00 and less (extremely dry)

SPI Values - Dec. 2022

Climatic Division	1-month	3-month	6-month	12-month
1	-0.92	-0.46	-0.28	-0.67
2	-0.63	-0.64	-0.41	-0.72
3	-0.09	-0.75	0.28	0.07
4	-0.48	-1.22	-0.83	-0.72
5	-0.17	-1.61	-1.00	-0.73
6	-0.86	-2.41	-1.54	-0.91
7	0.02	-1.25	0.28	0.69
8	0.18	-1.19	-0.25	0.24
9	-0.87	-1.84	-0.37	0.06

SPI values are calculated using the most current precipitation data available, including that considered "provisional" or "preliminary" by the Midwest Regional Climate Center.

Indiana Department of Natural Resources, Division of Water

