

INDIANA DEPARTMENT OF NATURAL RESOURCES  
DIVISION OF STATE PARKS

2023 STATE PARK DEER MANAGEMENT HUNT INFORMATION SHEET



Harmonie State Park  
(812) 682-4821

**THIS IS A FIREARMS ONLY HUNT**



Memories made naturally.

**Please print a copy of this document for your reference. You are responsible for understanding all the following information.**

Important Note

We appreciate your willingness to help manage the impact from deer browsing. For this management hunt to be effective, please harvest any deer that presents a safe and ethical shot (within established bag limits), especially those that are antlerless. Please make every effort to be present during the management hunt. The number of hunters allowed at each park is strategically calculated. Your absence affects how successfully we reach our objective of a balanced ecosystem. Our #1 concern during this hunt is safety. With this in mind, the following information and rules apply:

- General:** All IN DNR Property Rules and Indiana Hunting Regulations will be enforced. Hunters are permitted to harvest deer only. No other animals may be taken during the management hunt. Friends and family will not be permitted to wait for hunters on the property during the hunt periods.
- Date & Time:** The 2023 deer management hunts will be conducted on November 13<sup>th</sup> & 14<sup>th</sup> and on November 27<sup>th</sup> & November 28<sup>th</sup>. The park will be closed to the general public starting from 8 p.m. EST (7 p.m., CST) on the Sunday, November 12<sup>th</sup> before the first hunt period through 8 a.m. EST (7 a.m. CST) on Wednesday, November 15<sup>th</sup> and 8 p.m. on Sunday, November 26<sup>th</sup> before the second hunt period through 8 a.m. EST (7 a.m. CST) Wednesday, November 29<sup>th</sup> following the second hunt period. **ALL HUNTERS WILL NEED A PHOTO ID TO ENTER AND EXIT THE PROPERTY.**
- Hunt Hours:** Hunting hours are ½ hour before sunrise until 4:00 p.m. EST (3:00p.m. CST) on the days of the hunt. Hunters will be allowed through the gate starting at 5:00 a.m. CST. All hunters must be checked out by 5:00 p.m. CST each day.

**Open House:** There will be no open house on property. However, if you are needing assistance, you can come by the park office, open Monday through Friday from 8:30 a.m. to 4:00 p.m. CST. You can also call the park office at (812) 682-4821.

**Hunter Sign-In:** Hunters will be signed-in at the front gate and will be allowed to enter the park starting at 5:00 a.m. A photo ID and hunting license will need to be shown to enter the property.

**Bag Limit:** During each hunt period for which you have been drawn you are allowed to take up to three deer, only one of which can be antlered. These deer do not count against your regular state deer hunting license or bag limit. Please do not pass on antlerless deer for deer with antlers.

**Firearms:** All firearms, which may be legally used to hunt deer on public land in Indiana (as seen in the 2023-2024 Indiana Hunting & Trapping Guide) will be allowed. Archery equipment will NOT be permitted for these hunts, including the use of crossbows.

**Check Station:** All deer must be transported to the check station in the designated location on the property for biological data collection prior to leaving the property. You will be asked the sex of the deer and whether it is antlered or antlerless. Legal check-in is the responsibility of the hunter and is described below. The front gate of the park will serve as the check station for the park.

**Deer Check-In:** Hunters who successfully harvest a deer at state park deer management hunts must bring the deer to the designated location on the property for biological information to be recorded. The deer must have a temporary transportation tag completed and attached immediately upon harvest. Temporary transportation tags are provided below. The deer must also be checked-in through the online check-in system. Staff at parks are only keeping tallies of harvested deer, not checking them in. It is the hunter's responsibility to complete the legal check-in.

Deer can be checked in 3 ways:

- Online CheckIN Game System:  
<https://secure.in.gov/apps/dnr/portal/#/checkin/customer-information>
- Traditional check stations: <https://www.in.gov/dnr/fish-and-wildlife/hunting-and-trapping/hunting-trapping-guide/hunting-check-stations/>
- Phone-in option at 1-800-419-1326, however there will be a \$3 charge for this service (Visa or Mastercard only).

For general instructions on using the CheckIN Game system, visit this link:[https://www.in.gov/dnr/fishwild/files/fw-CheckIN\\_Game\\_how\\_to.pdf](https://www.in.gov/dnr/fishwild/files/fw-CheckIN_Game_how_to.pdf)

To check-in state park deer management harvests, use the following information:

- For county of harvest, please note that some properties span multiple counties
- You must select “Public – State” when asked for land type
- Select the appropriate property
- For license type, choose either “Early State Park” or “Late State Park.” Do not choose “Deer Reduction Zone.” The early management hunt is November 13 & 14 and the late management hunt is November 27 & 28; choose accordingly.

After submitting your information you will be given a Confirmation Number that must be recorded on your temporary transportation tag and kept on the carcass until processing.

- Accessibility: If you have special needs, you should call the property office before November 9<sup>th</sup>, 2023 for the first hunt and before November 23<sup>rd</sup>, 2023 for the second hunt, so we can try to accommodate any special needs you may have. If desired, drawn hunters who possess a persons with disabilities hunting permit may bring a non-hunting individual at least eighteen (18) years of age by November 13, 2023 to assist them.
- Tree Stands: Non-penetrating tree stands may be put up by those drawn for the hunts. Steps must also be non-penetrating. A safety harness is highly recommended. Any stand left overnight in the park must have owners name, address, and phone number attached to the stand in some manner. We strongly suggest you place a lock on your stand. The park does not provide security for tree stands and is not responsible for missing or damaged stands. Tree stands can be placed no earlier than 2 weeks before your hunt and must be taken down the last day of your hunt.
- Ribbon/Flagging: Park boundaries are marked in blue ribbon. Safety zones are marked with orange and white striped flagging. Any flagging and ribbon used to mark your stand must not be those colors and must be removed on the last day of your hunt.
- Ground Blinds: Ground blinds will not be allowed for these management hunts.
- Non-Hunters: If you encounter any non-hunters, other than those accompanying drawn hunters, please contact property personnel and they will handle it.
- Hunter Orange: Hunters must wear both a solid hunter orange head covering (hat or cap) AND a solid hunter orange outer garment, such as vest, coat, or coveralls,

during the time you are hunting in the park. This gear should be worn at all times.

- Lodging:** Hunters are not allowed to stay in the park through the hunt. Lodging is available in New Harmony, Mount Vernon, or Evansville.
- Alcoholic Beverages:** Absolutely NO ALCOHOLIC BEVERAGES shall be possessed or consumed in the park or during the hunt.
- Scouting:** Pre-hunt scouting will be allowed and is encouraged. All normal park fees apply. Hunters who go out scouting are required to let the park office know that they are going off trail.
- Safety Zones:** Safety zones have been established and you may not enter these areas except to retrieve a deer. Loaded firearms are not permitted in safety zones, buildings, or service areas. Do not shoot toward the safety zones if you are hunting near the boundaries. Shooting is not permitted into or across roadways, into or across waterways, towards permanent manmade structures, or into or across private property. Safety zones are marked with orange and white striped flagging tape. Contact the park office before retrieving a downed deer in a safety zone.
- Park Boundaries:** Park boundaries are marked with blue flagging tape. It is the responsibility of each hunter to know these boundaries and to safely confine all hunting activities to these prescribed areas. Public scrutiny demands you act as responsible hunters. Respect the property of adjacent landowners.
- Field Dressing:** Please do not field dress deer in any mowed or public area; field dress at least 50 feet from any road or trail and cover the entrails with leaf litter. Field dressing should occur out of sight from trails, roads, and off property residences. All items and equipment used to dress a harvested deer must be removed by the hunter upon departure.
- Retrieval:** You are responsible to retrieve your deer from the field. All deer must be brought to the check station prior to leaving the park. Never leave a wounded deer down inside the property. DO NOT leave the property and trespass on private property in an attempt to retrieve a downed deer. Contact the check station, park personnel, or Law Enforcement personnel immediately. The property will not retrieve your deer for you.
- Assigned Unit:** There are no assigned hunting units for these management hunts. You may hunt anywhere, except safety zones.
- Meat Handling:** You must take possession of all deer you harvest. All hunters will be responsible for the processing of their own meat. No harvested deer should be left at the park. Please plan in advance for donating your deer to charity

or a foodbank if your freezer is full by the time of the hunt. It is up to you to pay all processing costs. When leaving the property with harvested deer, please cover them with a tarp or other suitable material.

**Hunter Image:** Please leave a positive image of deer hunters for other park users by removing any trash at the conclusion of your hunt, picking up all spent shells and casings, and covering any harvested deer while leaving the property. As a general rule, please take out anything you bring into the park. Please practice “leave no trace” ethics to ensure a clean and high quality park.

**Parking:** You may park only in designated areas. Designated areas include parking lots that are not in safety zones. You may park along the edge of the road, as long as the roadway is not blocked.

**Other Information:** Conservation Officers and Parks staff will be making rounds through the park throughout the day. Please be courteous of DNR officials. Maps of the safety zones will be available at the park office before the hunts.

#### TAKING OF ANTLERED & ANTLERLESS DEER

Please keep in mind the purpose of your deer hunting opportunity on Division of State Parks properties is to manage the deer herd in order to prevent overbrowsing and the resulting damage to the properties’ vegetation.

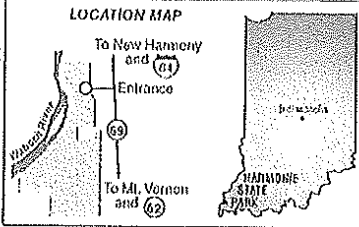
Our primary goal is to take does since they have the largest long-term impact on a population. However, we recognize that antlered deer also directly contribute to the grazing impacts on the properties and appreciate your help with their removal. We are concerned that some hunters may be passing up antlerless deer and deer with small antlers. Those hunters who pass on opportunities to remove deer with no or small antlers are actually hurting our ability to reduce the overbrowsing problem. Whenever you have an opportunity to safely make an accurate, well-placed shot, please help us by taking that deer, regardless of the antler size.

We may also have hunters passing up deer because they have filled their freezer. While we do not want deer to be taken that will be wasted, if you do not need the meat from the 2nd or 3rd deer, please consider trying to locate someone prior to our deer management hunt who needs additional deer meat.


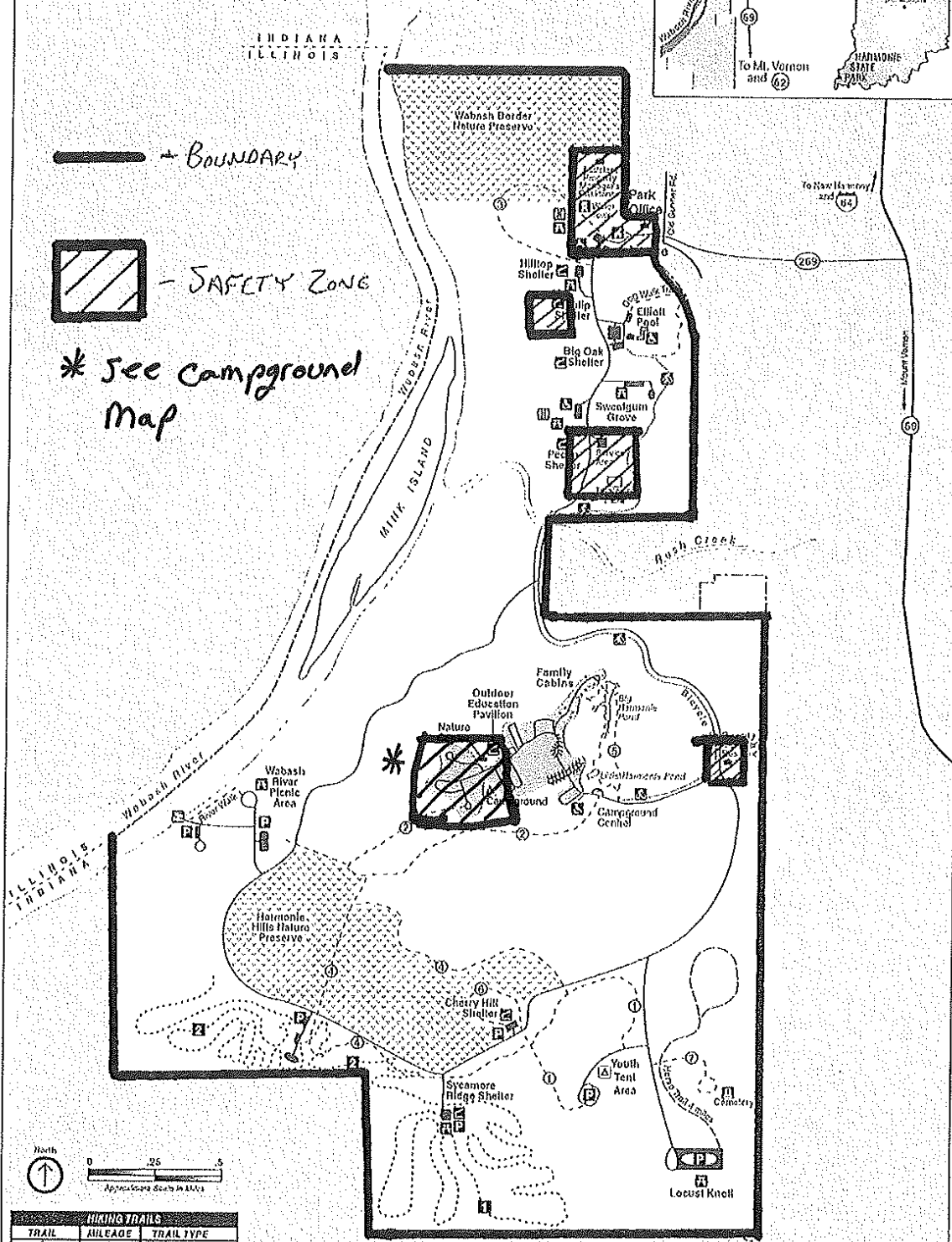
Thank you for your help in this important effort.

# HARMONIE STATE PARK

3451 Harmonie State Park Road • New Harmony, IN 47631 • (812) 682-4821  
3,465 acres Established 1966

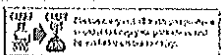



— BOUNDARY  
 [Hatched Box] SAFETY ZONE  
 \* See Campground Map



HIKING TRAILS		
TRAIL	MILEAGE	TRAIL TYPE
1	1	Moderate
2	1.5	Moderate
3	1	Moderate
4	2.5	Moderate
5	.75	Easy
6	.75	Easy
7	1	Easy
River Walk	.26	Easy
MOUNTAIN BIKE TRAILS		
1	5	Beginner
2	14.8	More Difficult
HORSE TRAILS		
Locust Knoll	4	Moderate

LEGEND	
[Solid Line]	Park Boundary
[Dashed Line]	Road
[Dotted Line]	Hiking Trail
[Dashed Line]	Horse Trail
[Dotted Line]	Bicycle Trail
[Dotted Line]	Min. Bike Trail
[Hatched Box]	Campground
[P]	Parking
[A]	Accessibility
[A]	Picnic Area
[R]	Restroom
[S]	Shelter
[B]	Boat Launch
[T]	Water Tower



Printed on Recycled Paper







# Deer Transportation Tag



Name: \_\_\_\_\_  
Address: \_\_\_\_\_  
License number: \_\_\_\_\_

Deer harvest information:

Antlered or Antlerless (circle one)

Harvest Date: \_\_\_\_\_  
Harvest Time: \_\_\_\_\_  
Confirmation number\* : \_\_\_\_\_  
\*Only required when using CheckIN Game



# Deer Transportation Tag



Name: \_\_\_\_\_  
Address: \_\_\_\_\_  
License number: \_\_\_\_\_

Deer harvest information:

Antlered or Antlerless (circle one)

Harvest Date: \_\_\_\_\_  
Harvest Time: \_\_\_\_\_  
Confirmation number\* : \_\_\_\_\_  
\*Only required when using CheckIN Game



# Deer Transportation Tag



Name: \_\_\_\_\_  
Address: \_\_\_\_\_  
License number: \_\_\_\_\_

Deer harvest information:

Antlered or Antlerless (circle one)

Harvest Date: \_\_\_\_\_  
Harvest Time: \_\_\_\_\_  
Confirmation number\* : \_\_\_\_\_  
\*Only required when using CheckIN Game