

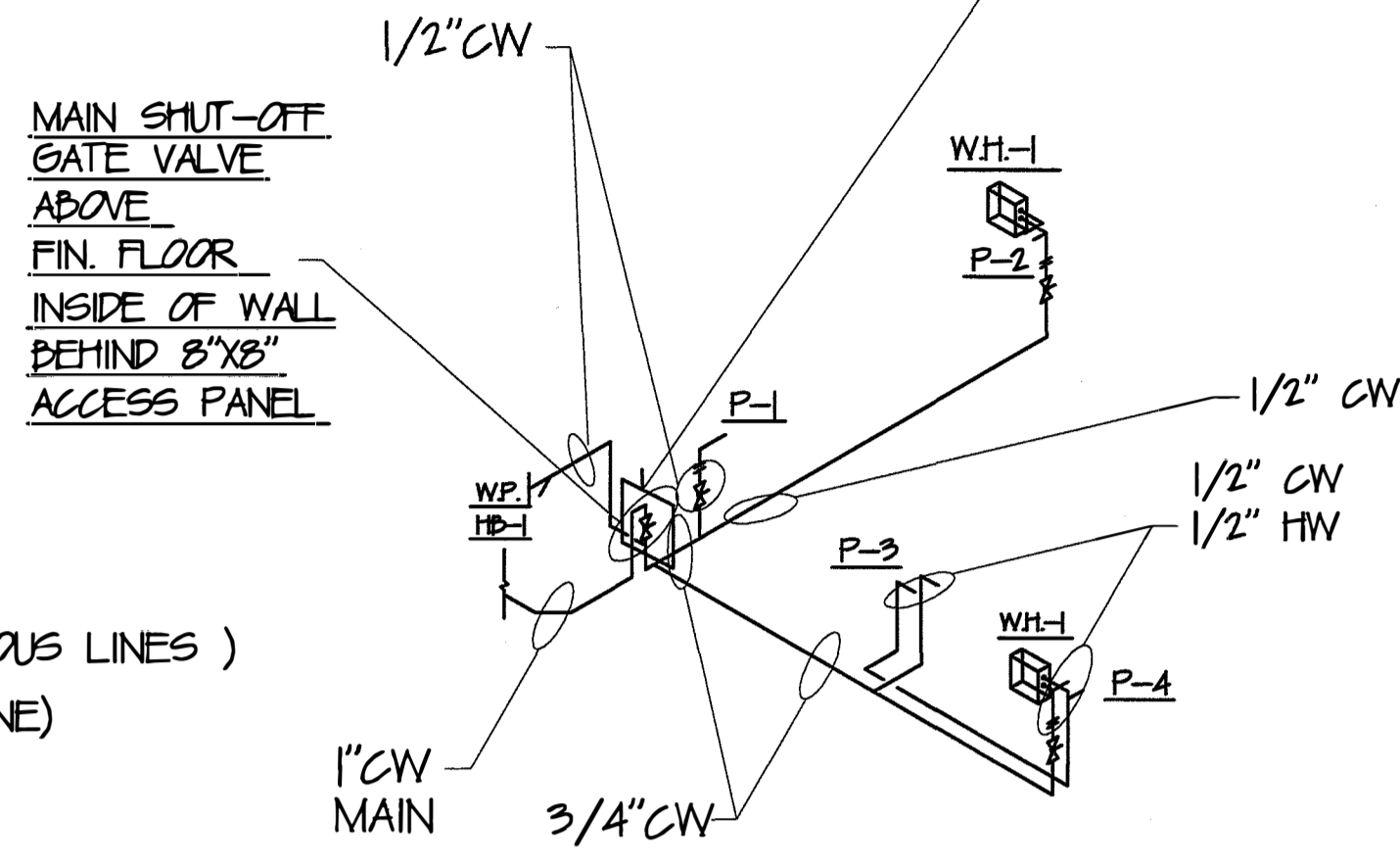
PLUMBING NOTES

MARK DESCRIPTION

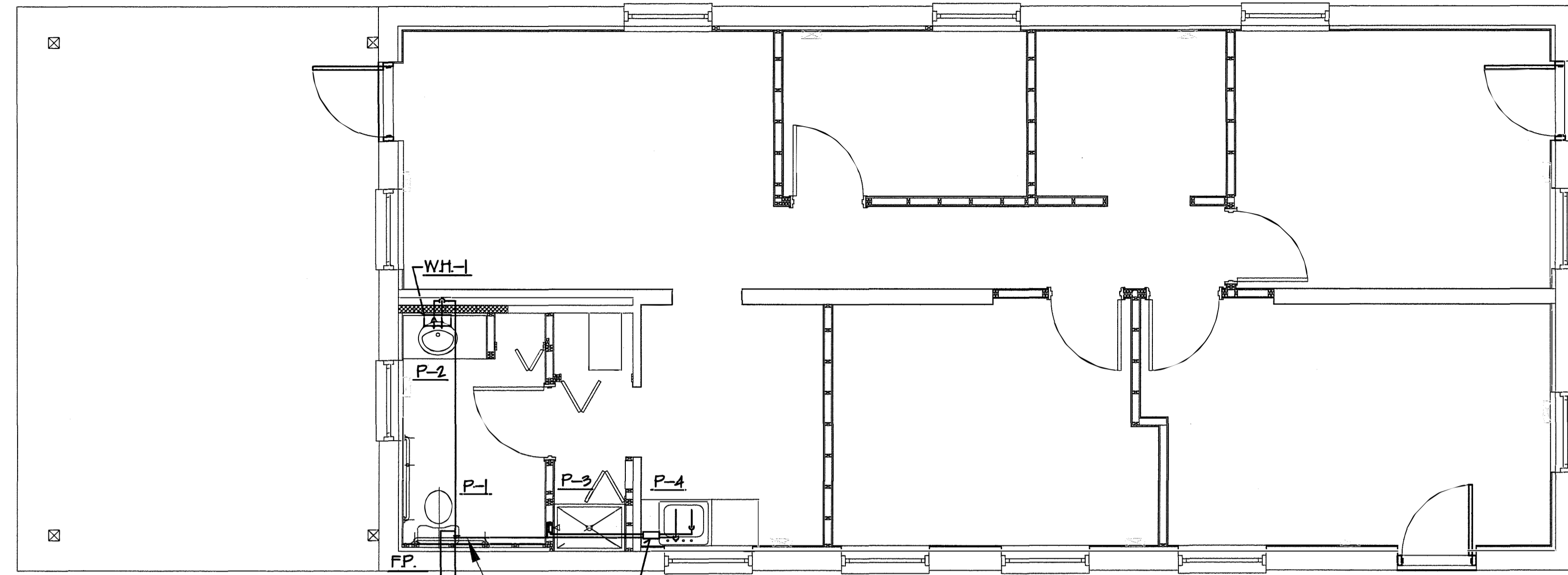
- ① PLUMBING CONTRACTOR SHALL SUPPLY TRAP @ FURNACE CONDENSATE DRAIN.
- ② PLUMBING CONTRACTOR SHALL INSTALL ATMOSPHERIC VENT FOR SANITARY PLUMBING MEETING PRESENT CODE.
- ③ PLUMBING CONTRACTOR SHALL INSTALL NEW BALL VALVE SHUT-OFF ON INCOMING WATER SERVICE, ABOVE FIN. FLOOR.

PLUMBING SYMBOLS

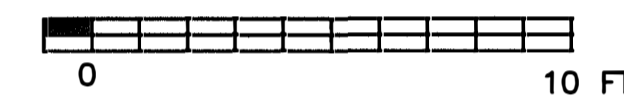
- | MARK      | DESCRIPTION                       |
|-----------|-----------------------------------|
| ---       | COLD WATER LINE                   |
| ---       | HOT WATER LINE                    |
| ←         | DIRECTION OF FLOW (VARIOUS LINES) |
| SS        | SANITARY SEWER (DRAIN LINE)       |
| EXT. VENT | VENT PIPING                       |
| CO        | EXTERIOR CLEAN OUT                |
| CO        | CLEAN OUT                         |
| FD W/ CO  | FLOOR DRAIN W/ CLEANOUT           |
| ⊘         | SHUT-OFF VALVE                    |
| -         | PIPING UNION (FOR W/H)            |
| FP        | FREEZEPROOF HOSE BIBB             |
| ⌈         | AIR ADMITTANCE VALVE              |
| ⊘         | SHUT-OFF VALVE                    |



PLUMBING: H&C WATER ISO  
SCALE: N.T.S.



PLUMBING: H&C WATER PLAN  
SCALE: 1/4"=1'-0"



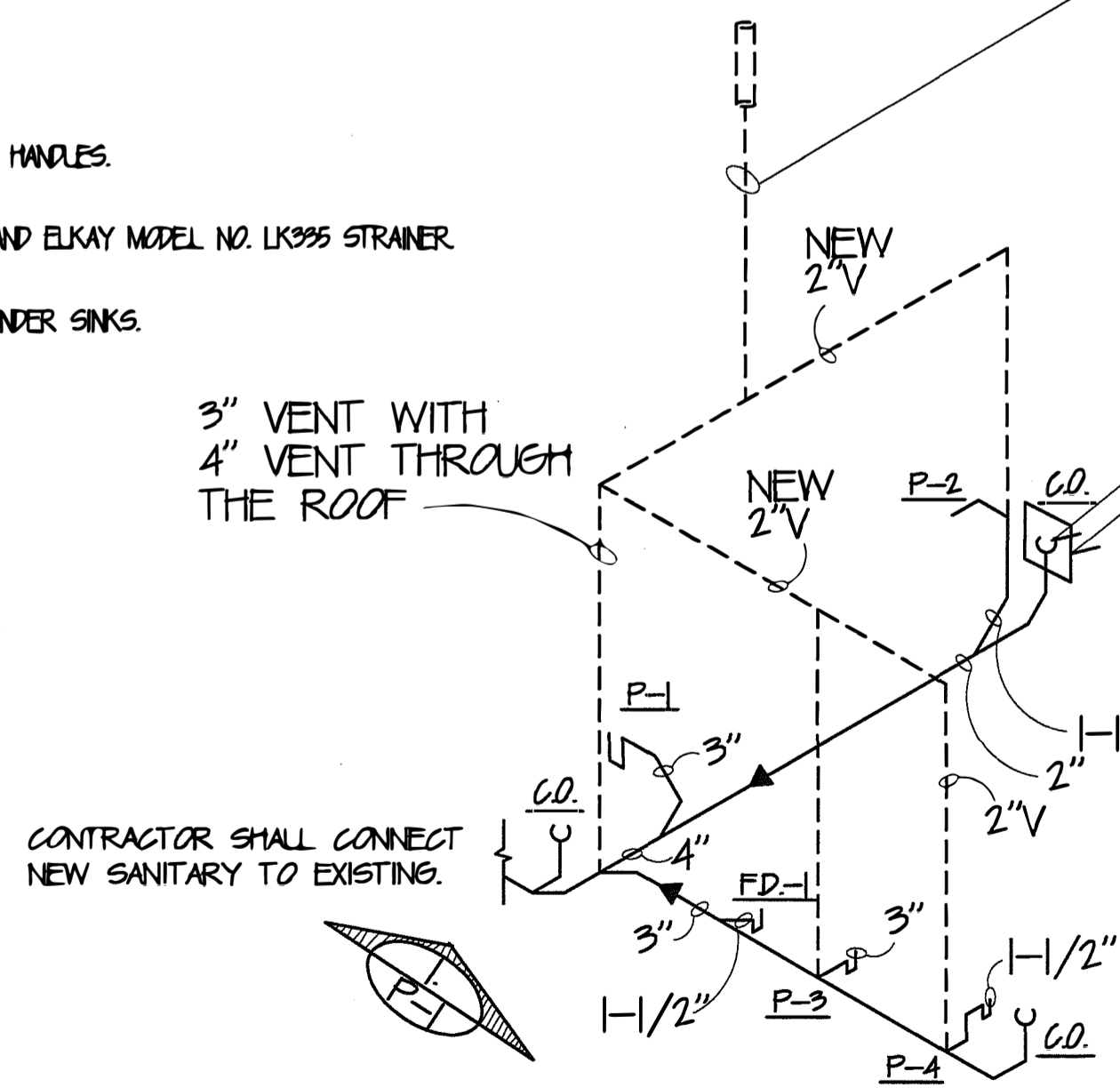
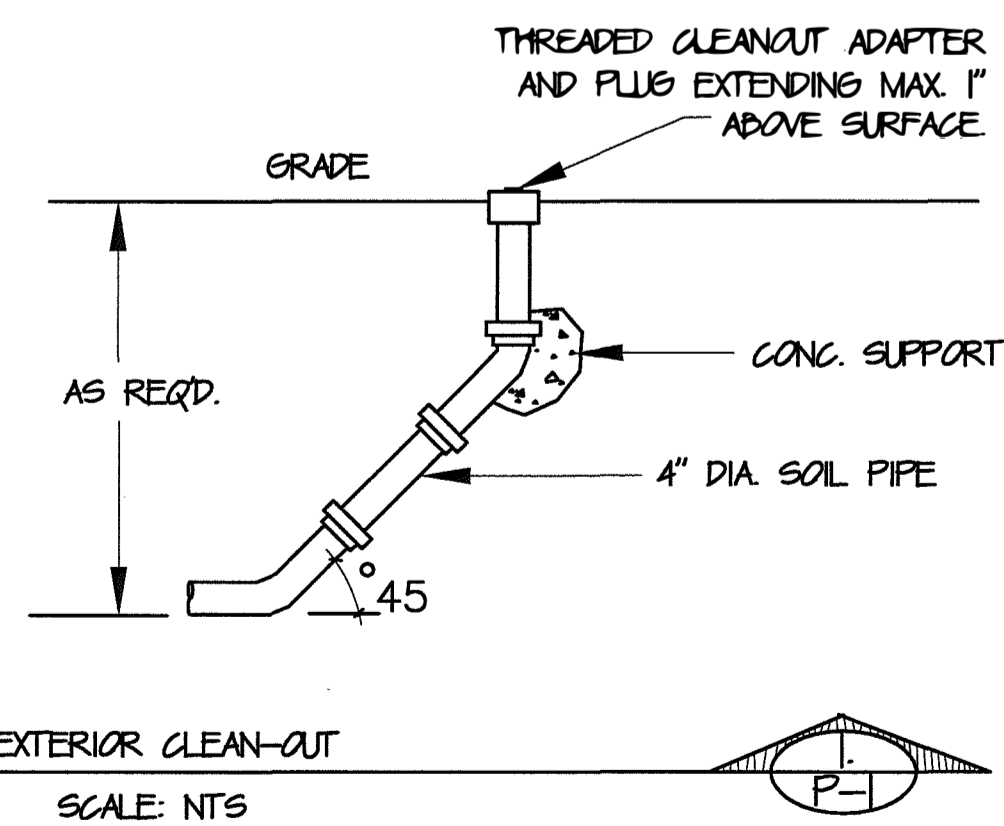
CONTRACTOR SHALL INSTALL NEW 1" DIA. WATER LINE INTO BUILDING @ 48" BELOW GRADE. CONNECT TO NEW WATER SUPPLY LINE @ 48" BELOW GRADE.

INCOMING 1" WATER LINE WITH MAIN SHUT-OFF VALVE. CONTRACTOR SHALL INSTALL ON INTERIOR OF BUILDING INSIDE OF WALL WITH 8"X8" ACCESS PANEL, ABOVE FINISHED FLOOR.

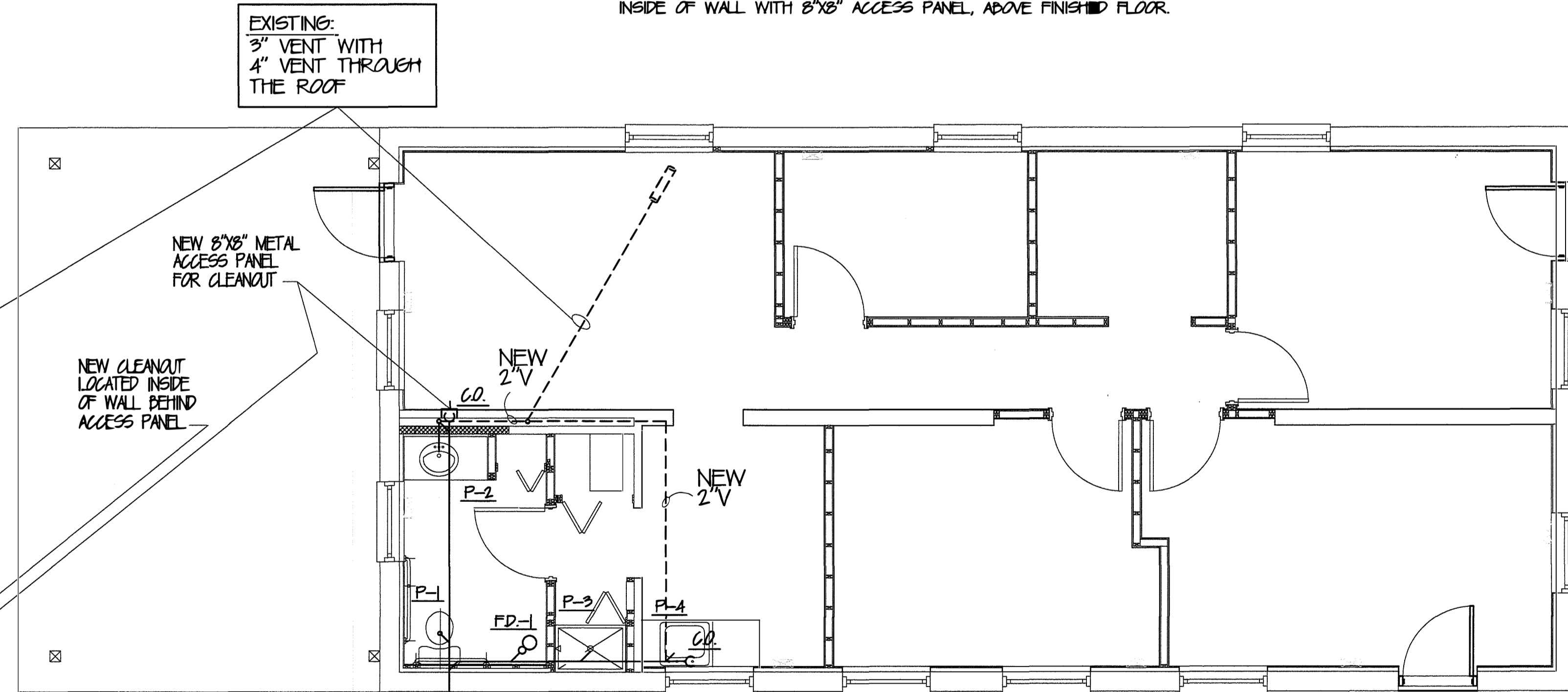
PLUMBING FIXTURE SCHEDULE									
MARK	VENDOR / M.D. NO.	DESCRIPTION	H.W.	C.W.	TRAP	W.	V.	MTG. HT.	NOTES
P-1	TOTO / M.D. CST146L	ACCESSIBLE (ADA) WATER CLOSET 17"-19" SEAT HEIGHT	-	1/2"	INTEGRAL	4"	2"	17"-19" TO SEAT	1 & 2
P-2	AMERICAN STAND. / M.D. 0416215	DROP-IN BATHROOM SINK W/ HOLES @ 4" CENTERS	1/2"	1/2"	H-1/4"	H-1/2"	H-1/2"	3/4" TO RIM	3, 4 & 7
P-3	FAT / M.D. 3814	KITCHEN SINK - 36"X24"	1/2"	1/2"	-	H-1/2"	H-1/2"	-	5 & 7
P-4	ELKAY / M.D. GE-1592-LA	KITCHENETTE SINK - THREE (3) HOLES W/ SPRAY (4 HOLES)	1/2"	1/2"	-	H-1/2"	H-1/2"	-	4 & 7
WH-1	ORONAMITE / M.D. PER-40	WATER HEATER - ELECTRIC POINT-OF-USE 3/4 KW.	1/2"	1/2"	-	-	-	-	6
FP/HB-1	WOODFORD / M.D. #15	EXTERIOR / FREEZE PROOF HOSE BIBB	-	1/2"	-	-	-	-	-
FD-1	JAY R. SMITH / M.D. #1045	FLOOR DRAIN WITH CLEANOUT	-	-	-	-	-	-	-

NOTES:

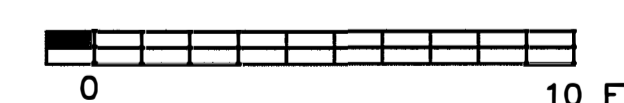
1. INSTALL TOTO M.D.#SC534 SEAT WITH NO COVER.
2. INSTALL TOTO CST146L LH (LEFT HAND TRIP LEVER, NEAR CENTER OF ROOM) TANK.
3. INSTALL AMERICAN STANDARD HERITAGE LAV. FAUCET M.D. 540017H W/ WRIST BLADE HANDLES.
4. INSTALL ADA APPROVED INSULATION EQUAL TO TRIPRO LAV SHIELD.
5. INSTALL ZURN MODEL # ZB4PM4-RC CENTER SET FAUCET W/WRIST BLADE HANDLES AND ELKAY MODEL NO. LK955 STRAINER.
6. INSTALL UNIT IN LOCATION FOR EASY ACCESS AND MAINTENANCE UNDER SINKS.
7. INSTALL LEONARD MODEL # 170A-LF-BP TEMPERATURE LIMITING (ANTI-SCALD) DEVICE UNDER SINKS.




PLUMBING: SANITARY SEWER ISO  
SCALE: N.T.S.




PLUMBING: SANITARY SEWER PLAN  
SCALE: 1/4"=1'-0"



CONTRACTOR SHALL CONNECT NEW SANITARY TO EXISTING.



**CROSLLEY FISH & WILDLIFE OFFICE**  
OFFICE REMODELING  
INDIANA DEPT. OF NATURAL RESOURCES  
2010 SOUTH STATE ROAD 3  
NORTH VERNON, IN 47265-7950



Project Number:	ENG 190289363
Requisition Number:	102570
Designer:	Drawing Date: 4/29/19
Drafter:	Drawing Scale: AS NOTED
DNR Approval:	
Client Approval:	
File Number:	092-027
Drawing Number:	P-1
Sheet:	# of ##