

# State of Indiana Emergency Medical Services

## 2019 Pediatric Incidents

Patients 17 Years of Age and under

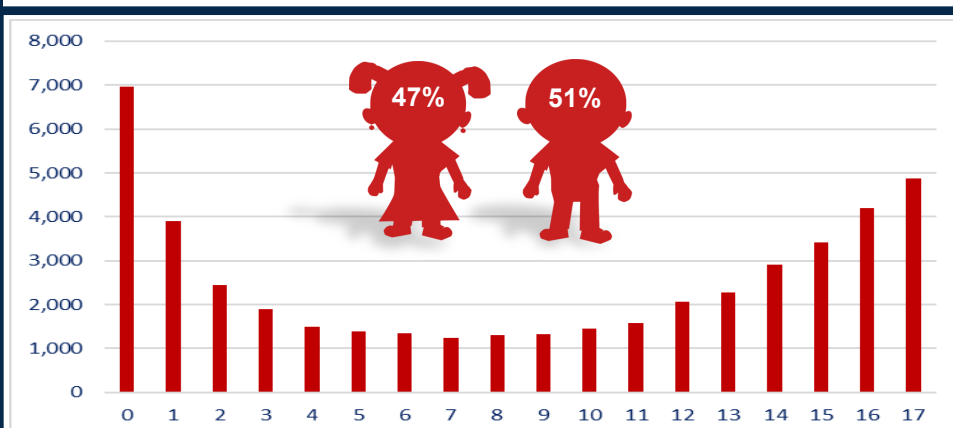


**46,061** Pediatric Incidents Reported to IDHS

Accounting for **5.1%** of all Incidents.

32,858 911 Response (Scene) Incidents, 4,197 Medical Transports, 8,820 Interfacility Transports, & 186 "Other" Transports

### Patient Demographics



Count of Incidents by Patient Age

0	6,972	6	1,349	12	2,061
1	3,893	7	1,248	13	2,277
2	2,435	8	1,293	14	2,910
3	1,902	9	1,333	15	3,425
4	1,487	10	1,457	16	4,201
5	1,380	11	1,568	17	4,870

Patient Gender: 47% Female, 51% Male, & 2% Not Applicable, Not Recorded, or Unknown.

### 20 Highest Count of Pediatric Incidents by County

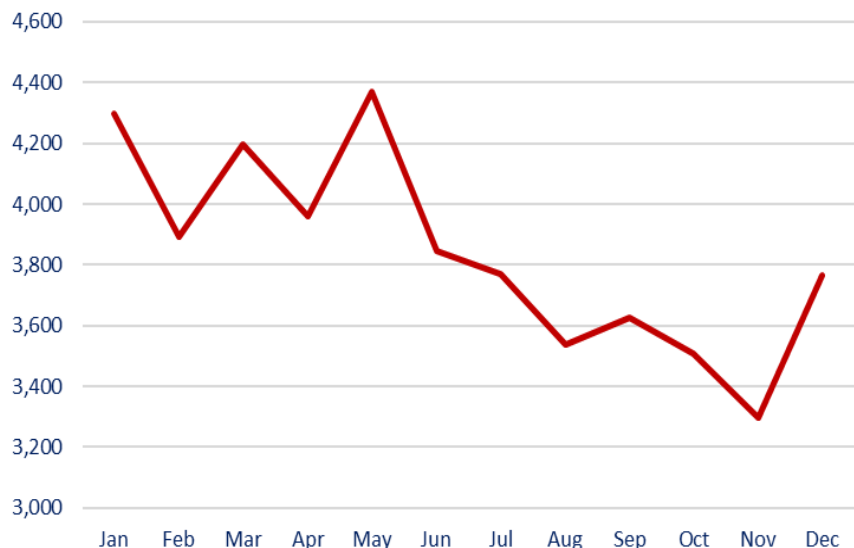
1. Marion	10,377
2. Lake	4,184
3. Allen	2,889
4. Hamilton	1,467
5. St. Joseph	1,350
6. Vanderburgh	1,335
7. Elkhart	1,140
8. Hendricks	893
9. Delaware	878
10. Johnson	871
11. Vigo	731
12. Tippecanoe	729
13. Madison	728
14. Shelby	675
15. Porter	577
16. Boone	561
17. Monroe	540
18. Howard	532
19. Wayne	516
20. Kosciusko	457



# State of Indiana Emergency Medical Services

## 2019 Pediatric Incidents

Patients 17 Years of Age and under



January	4,296	May	4,370	September	3,626
February	3,894	June	3,844	October	3,507
March	4,196	July	3,770	November	3,297
April	3,958	August	3,537	December	3,766

### Top 20 Incident Complaints Reported by Dispatch

1. Transfer/Interfacility/Palliative Care	7,967
2. Traffic/Transportation Incident	6,323
3. Sick Person	5,066
4. Breathing Problems	4,616
5. Convulsions/Seizures	4,070
6. Psychiatric Problem/Abnormal/Suicidal	2,730
7. Traumatic Injury	2,707
8. No other Appropriate Choice	2,246
9. Falls	1,364
10. Unconscious/Fainting/Near-Fainting	1,344
11. Overdose/Poisoning/Ingestion	1,130
12. Assault	707
13. Abdominal Pain/Problems	688
14. Choking	601
15. Allergic Reaction/Stings	582
16. Unknown Problem/Person Down	515
17. Hemorrhage/Laceration	491
18. Chest Pain (non-traumatic)	426
19. Cardiac Arrest/Death	355
20. Diabetic Problem	247

### Top 20 Primary Symptom

Primary Symptom	# of Incidents	Primary Symptom	# of Incidents
1. Other General Signs and Symptoms	3,857	11. Altered Mental Status	710
2. Seizures	2,488	12. Abnormal Involuntary Movements, Unspecified	708
3. Pain, Unspecified	2,040	13. Pain, Headache	707
4. Encounter for General Examination no Complaint	1,802	14. Unspecified Head Injury	658
5. Fever	1,413	15. Hemorrhage or Bleeding	625
6. Suicidal Ideations	1,256	16. Cough	584
7. Weakness	955	17. Encounter, Child, No Findings or Complaints	552
8. Shortness of Breath	936	18. Behavior, Strange and Inexplicable	533
9. Encounter for Examination and Observation	884	19. Vomiting	491
10. Dyspnea	841	20. Syncope and Collapse	474

# State of Indiana Emergency Medical Services

## 2019 Pediatric Incidents

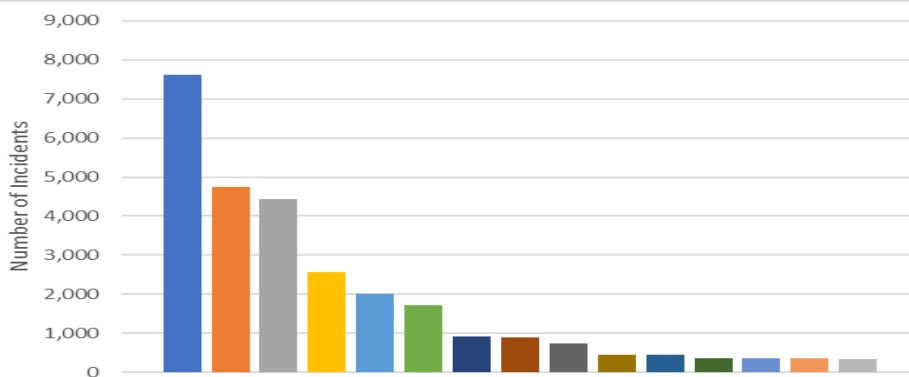
Patients 17 Years of Age and under



### Top 20 Medications Administered

1. Oxygen	3,272
2. Fentanyl	1,658
3. Albuterol	1,446
4. Normal Saline	1,112
5. Ondansetron	736
6. Midazolam	648
7. Sodium Chloride	487
8. Ipratropium	370
9. Epinephrine	357
10. Albuterol/Ipratropium	315
11. Dextrose 10%	294
12. Ketamine	292
13. Dextrose 5%	239
14. Ampicillin	196
15. Diphenhydramine	196
16. Epinephrine 1:10,000	194
17. Morphine	168
18. Acetaminophen	135
19. Methylprednisolone	117
20. Lorazepam	110

### Top 15 Procedures Performed



Extremity Vein Catherization	7,620	Contact Medical Control	1,722	Suction Airway	450
3 Lead ECG	4,756	Patient Assessment	919	Orogastric Tube Insertion	366
12 lead ECG	4,443	Spinal Immobilization	900	Move Patient to Stretcher	360
Pulse Oximetry	2,555	Glucose Measurement	744	Splinting (General)	353
Evaluation	1,999	Monitor of Devices	455	CPAP	341

### Top 20 Causes of Injury

1. Car Occupant (Driver/Passenger) Injured in Traffic Accident	11. Accidental striking against or bumped into another person
2. Assault By Bodily Force	12. Activities involving sports and athletics played individually
3. Unspecified Fall	13. Contact with unspecified sharp object, undetermined
4. Fall on same level from Slipping, Tripping and Stumbling	14. Fall From Bed
5. Assault by unspecified firearm discharge	15. Intentional Self-harm by blunt object
6. Intentional self-harm by unspecified sharp object	16. Occupant (driver/passenger) of pickup or van injured
7. Assault by Blunt Object	17. Person injured in collision between Motor Vehicles
8. Bitten By Dog	18. Striking against or struck by sports equipment
9. Contact with Blunt object, undetermined intent	19. Accidental Drowning or Submersion while in natural water
10. Foreign Body or object entering through the skin	20. Accidental hit, strike, kick, twist, bite or scratch by other

# State of Indiana Emergency Medical Services

## 2019 Pediatric Incidents

Patients 17 Years of Age and under



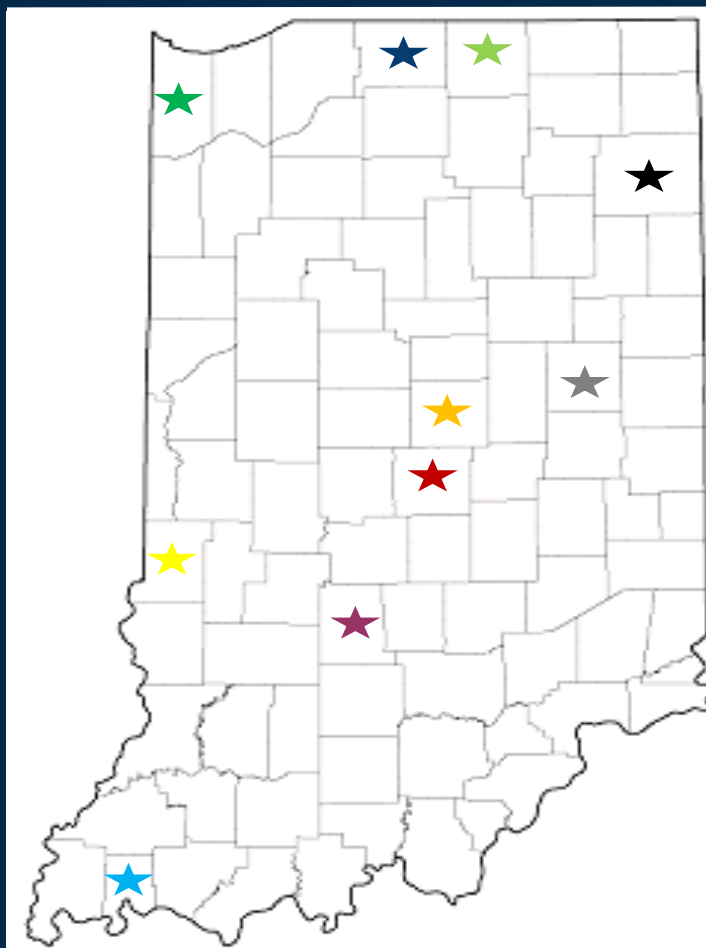
### EMS Transport Method

Transport Method	
Ground Ambulance	37,627
Air Medical-Rotor Craft	690
Air Medical-Fixed Wing	22
Other (Blank, Not Recorded, Not Applicable, Ground– Mass Casualty Bus, ATV, Bariatric)	7,720
Total Pediatric Non-Transports	2

Reason for Choosing Destination	
Closest Facility	11,141
Protocol	1,644
Family Choice	5,963
Patient Physician's Choice	3,993
Patient's Choice	6,263
Regional Specialty Center	4,297
On-Line/On-Scene Medical Direction	797
Law Enforcement Choice	298
Insurance Status/Requirement	54

### Top 20 Facility Destinations

Facility Name	# of Transports
1. IU-Health Riley Children's Hospital ★	6,945
2. Ascension St. Vincent (Indianapolis) ★	1,985
3. Memorial Hospital ★	1,267
4. Lutheran Hospital ★	1,007
5. Community Hospital North ★	998
6. Parkview Regional Medical Center ★	824
7. Methodist Hospital Northlake ★	808
8. Ascension St. Vincent (Evansville) ★	615
9. Deaconnes Gateway Hospital ★	600
10. Eskenazi ★	600
11. IU-Health Methodist Hospital ★	581
12. Community Hospital East ★	580
13. IU-Health North ★	535
14. Franciscan St. Francis (Indianapolis) ★	496
15. Harsha Behavioral ★	468
16. IU-Health Ball Memorial ★	454
17. Elkhart General Hospital ★	429
18. Parkview Regional (Randallia) ★	405
19. Community Hospital South ★	402
20. IU-Health Bloomington ★	399



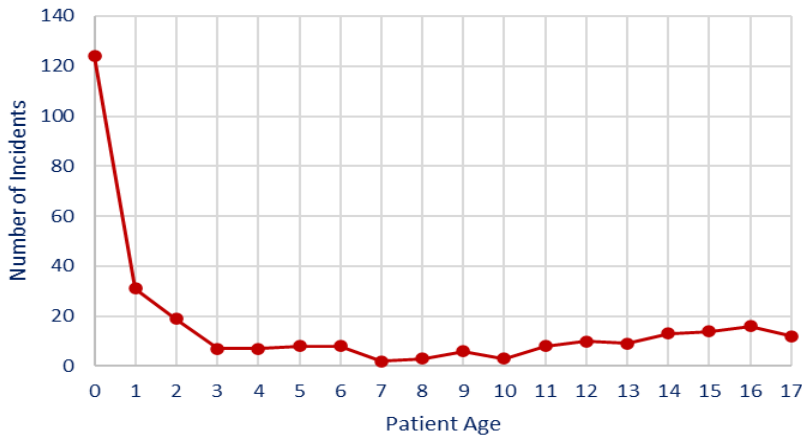
# State of Indiana Emergency Medical Services

## 2019 Pediatric Incidents

*Patients 17 Years of Age and under*



### Cardiac Arrest




### 300 Pediatric Cardiac Arrests

#### Count of Incidents by Patient Age

Age	0	1	2	3	4	5
0	124	6	8	12	10	
1	31	7	2	13	9	
2	19	8	3	14	13	
3	7	9	6	15	14	
4	7	10	3	16	16	
5	8	11	8	17	12	

#### Cardiac Arrest Occurred

Prior to EMS Arrival	79%
After EMS Arrival	21%



#### Cardiac Arrest Etiology

1. Cardiac (Presumed)	43
2. Drowning/Submersion	25
3. Drug Overdose	1
4. Electrocutation	1
5. Other	36
6. Respiratory/Asphyxia	95
7. SIDS (Suspected)	1
8. Trauma	23
9. Unknown	2

#### AED Use

Yes	2%
No	6%
Not Recorded/Blank	92%

#### Return of Spontaneous Circulation

1. No	149
2. Yes, on Arrival at the Emergency Department	11
3. Yes, at ED Sustained for 20 Consecutive Minutes	3
4. Yes, Prior to Arrival at the Emergency Department	27
5. Yes, Prior to Arrival at the ED for 20 Consecutive Minutes	2
6. Yes, Sustained for 20 Consecutive Minutes	17

#### Resuscitations Attempted by EMS

1. Attempted Ventilations/Compressions/Defibrillation	1
2. Attempted Ventilations/Chest Compressions	13
3. Initiated Chest Compressions	6
4. Not Attempted-Considered Futile	4
5. Not Attempted-Signs of Circulation	1