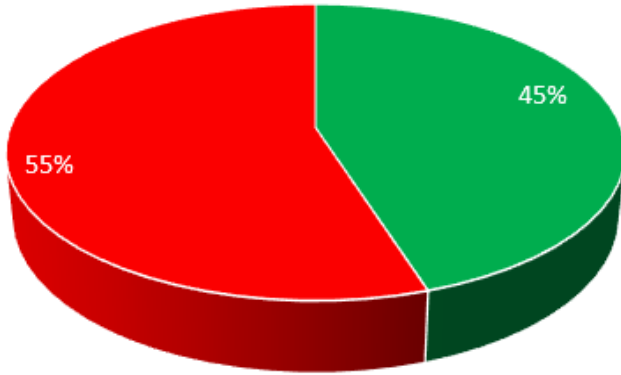


State of Indiana Fire Departments



Monthly Fire Reporting

May 2021



Total Fire Agencies Reporting

370

Total Fire Agencies

840

Reporting Percentage

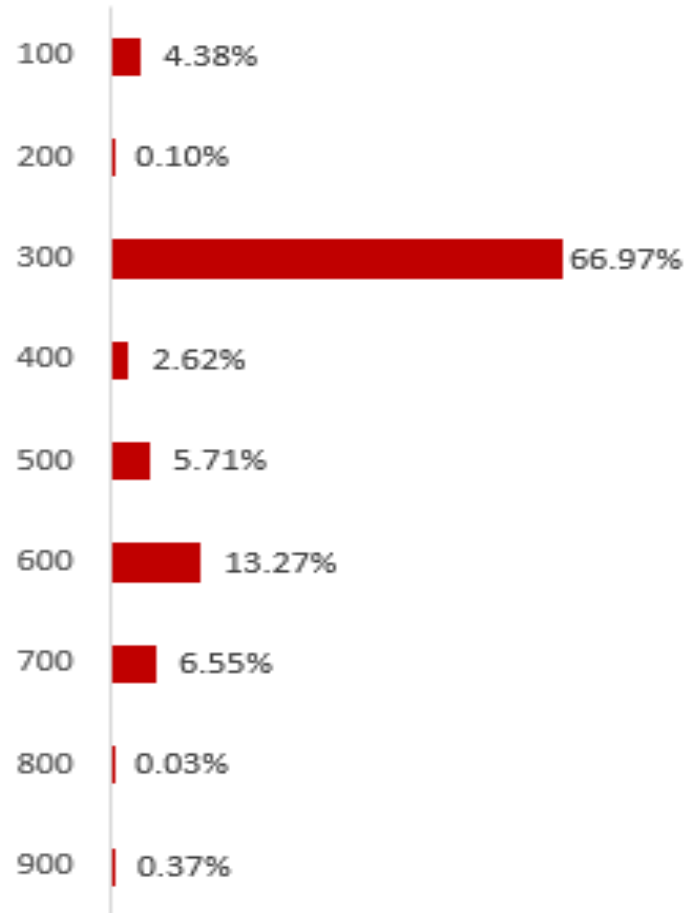
44%

Total Fire Incidents

41,288

Incident Types

Incident Type Code	Incident Type Description	# of Incidents	% of Incidents
100	Fire	1,809	4.38%
200	Overpressure Rupture, Explosion, Overheat (no fire)	42	0.10%
300	Rescue and Emergency Medical Service Incident	27,652	66.97%
400	Hazardous Condition (No Fire)	1,080	2.62%
500	Service Call	2,357	5.71%
600	Good Intent Call	5,479	13.27%
700	False Alarm & False Call	2,703	6.55%
800	Severe Weather & Natural Disaster	13	0.03%
900	Special Incident Type	153	0.37%

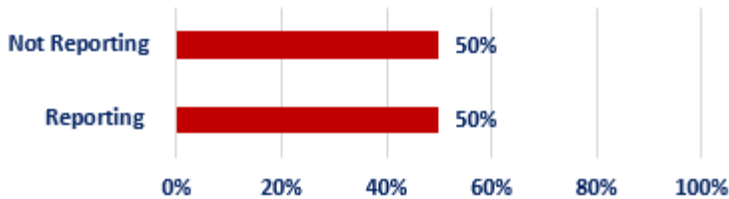


State of Indiana Fire Departments

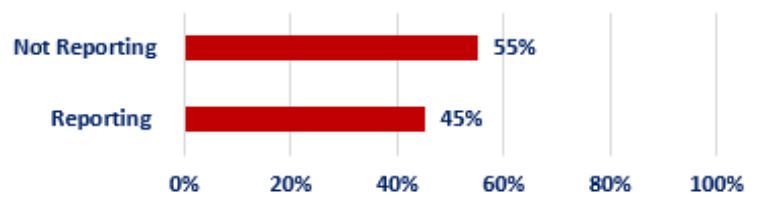


Monthly Fire Reporting by District

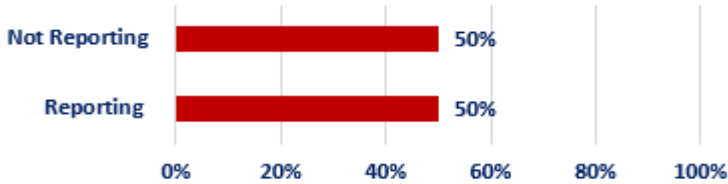
District 1



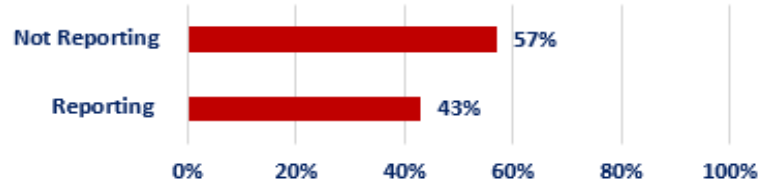
District 2



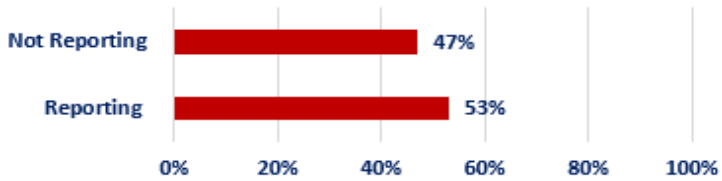
District 3



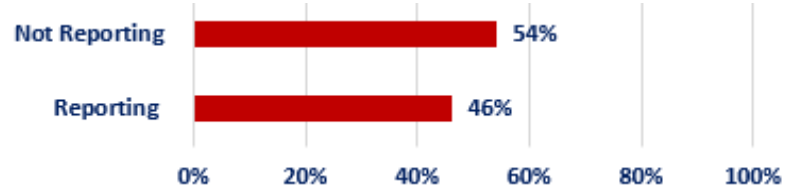
District 4



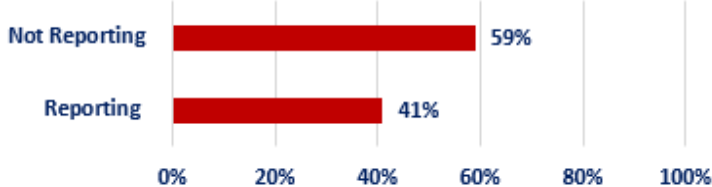
District 5



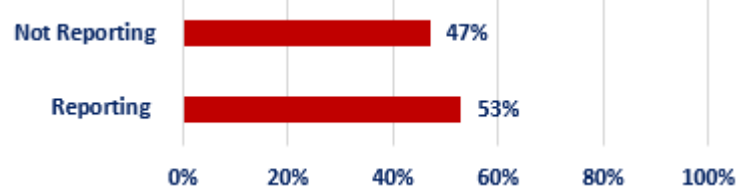
District 6



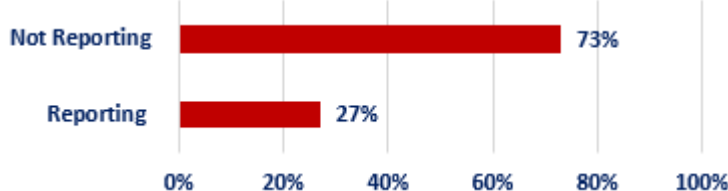
District 7



District 8



District 9



District 10

