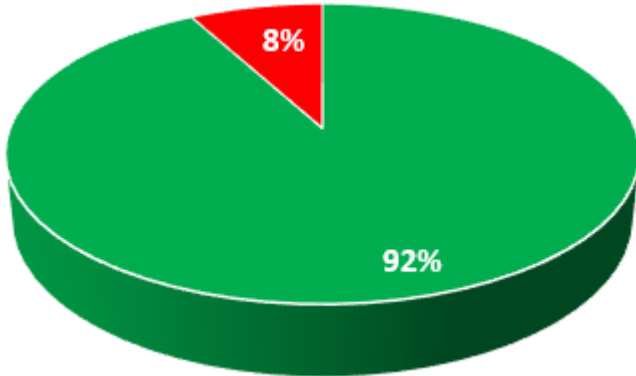


State of Indiana Emergency Medical Services



Monthly EMS Reporting

March 2021



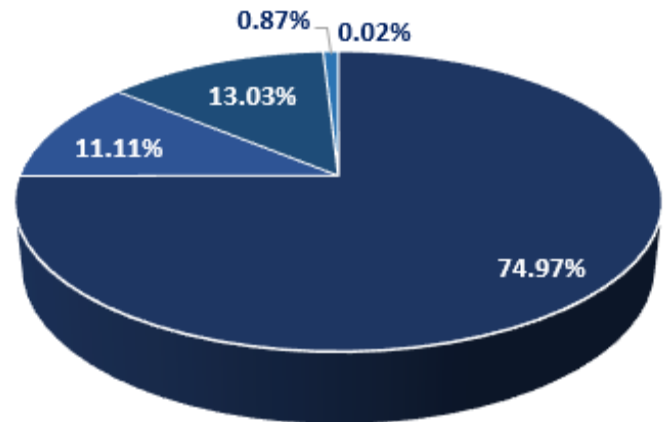
Agencies Reporting
308

Agencies Required to Report
332

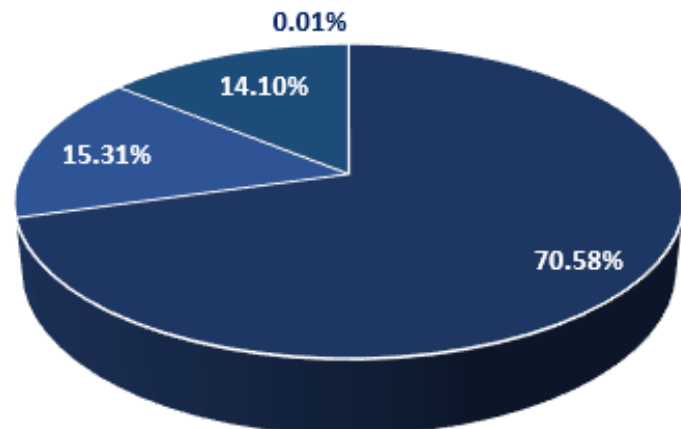
Reporting Percentage
92%

Total ePCR's submitted
92,152

Type of Service Requested	Total #	Percentage
911 Response/Intercept/Mutual Aid	69,082	74.97%
Interfacility Transport	10,235	11.11%
Medical Transport	12,006	13.03%
Public Assistance/Stand-by	799	0.87%
Not Recorded/ Blank	30	0.02%



Transport Disposition	Total #	Percentage
Transported	65,041	70.58%
Not Transported	14,106	15.31%
Stand-by/Cancelled/No Patient	12,992	14.10%
Not Recorded/Blank	13	0.01%



State of Indiana Emergency Medical Services



Monthly EMS Reporting by District

District 1



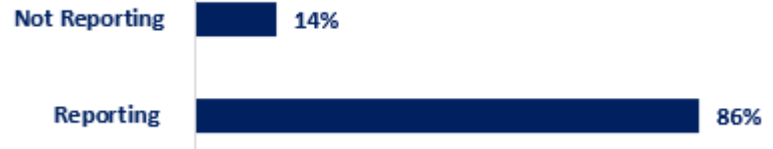
District 2



District 3



District 4



District 5



District 6



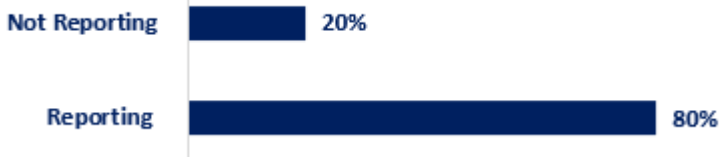
District 7



District 8



District 9



District 10

