	INDIANA DEPARTMENT OF CHILD SERVICES CHILD WELFARE MANUAL	
	Tool: Family Network Diagram Instruction Guide	Effective Date: March 1, 2007
	Reference: 5.B (Chapter 5-General Case Management)	Version: 1

Family Network Diagram
Instruction Guide

The Family Network Diagram (FND) is a pictorial representation of a family's connections to their extended family, persons, and/or systems in their environment. The FND is a combination of two different tools, the Genogram and the Ecomap. The Genogram will occupy the top ½ of the page and the Ecomap will represent the lower ½ of the page. The FND is very helpful in understanding the family connections because it can visually illustrate three separate dimensions for each family connection (Genogram) and environmental domain (Ecomap):

1. The **Strength** of the connection (weak; tenuous/uncertain; strong);
2. The **Impact** of the connection (none, draining resources or energy, providing resources or energy); and
3. The **Quality** of the connection (stressful; not stressful).

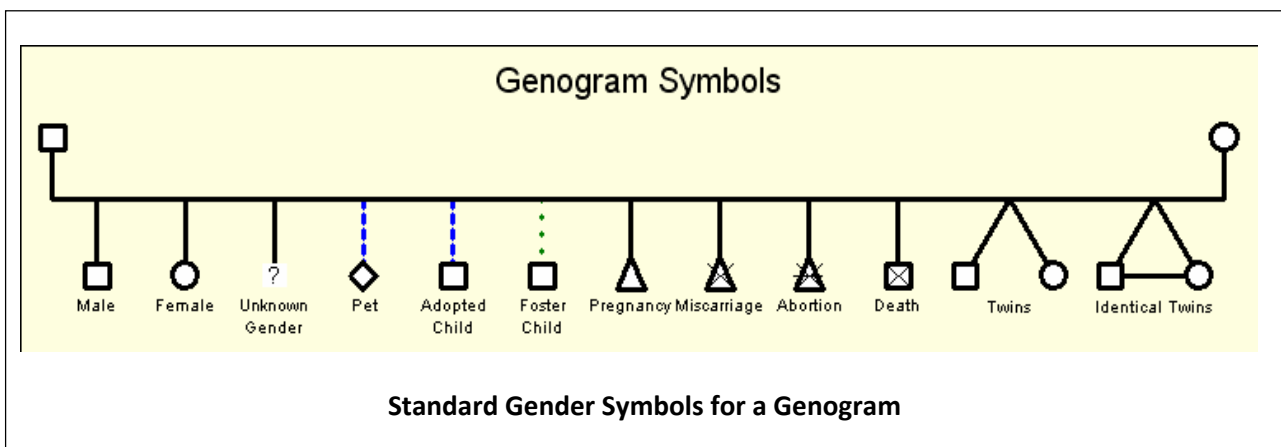
The first step is to create a Genogram, which is a graphic representation of a family tree that displays the interaction of individuals within a family. The Genogram should go back at least three (3) generations. This methodology goes beyond a traditional family tree by allowing the user to:

1. Analyze emotional and social relationships within a family group;
2. Identify repetitive patterns of behavior; and
3. Recognize hereditary tendencies.

Genogram Symbols

Here are some of the basic components of a Genogram:

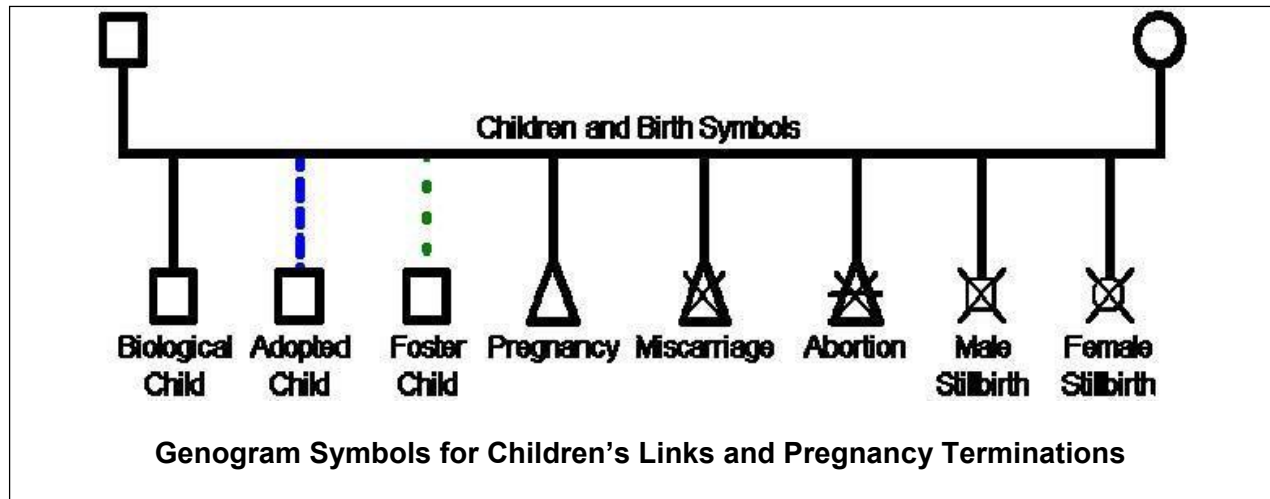
1. Males are represented by a square; and
2. Females are represented by a circle.



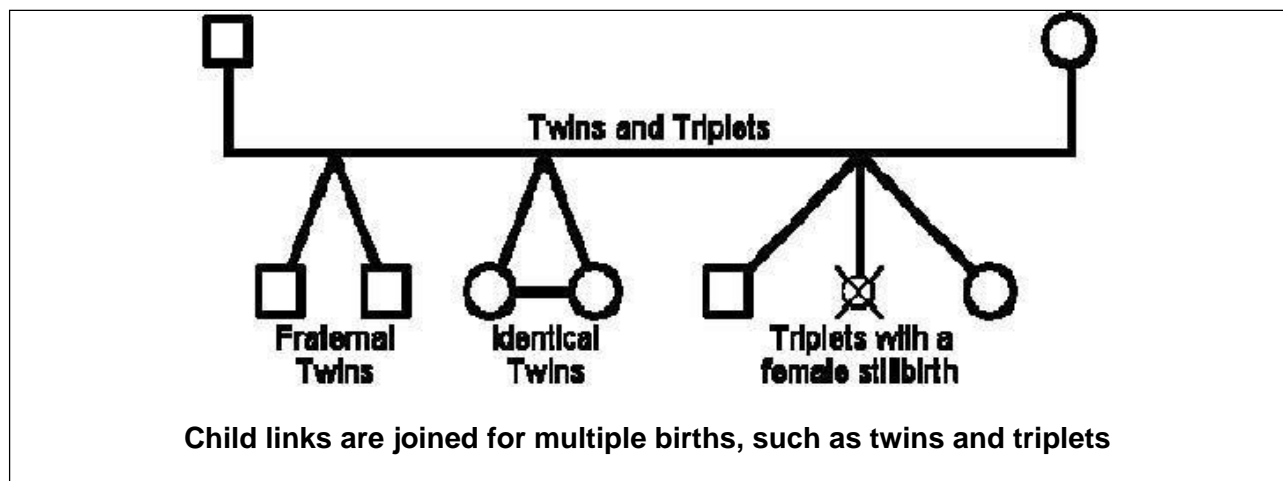
In a standard Genogram, there are three (3) different types of children:

1. Biological/natural child,
2. Adopted child, and
3. Foster Child.

A triangle is used to represent a pregnancy, a miscarriage, or an abortion. In the case of a miscarriage, there is a diagonal cross drawn on top of the triangle to indicate death. Abortions have a similar display to miscarriages, only they have an additional horizontal line. A still birth is displayed by the gender symbol; the diagonal cross remains the same size, but the gender symbol is twice as small.




























In the case of multiple births such as twins, triplets, quadruplets, quintuplets, or more, the child links are joined together. In the example below, the mother gave birth to fraternal twin brothers, identical twin sisters, and triplets, one of whom died at birth.



The illustration above depicts the main family unit. The husband is always on the left and the wife on the right. Extending upward on the page would be the parents and siblings of the husband and wife and then further upward with grandparents and aunts/uncles. Significant relationships with extended family should be depicted with a separate line. Information such as

date of birth, date of death, and cause of death and significant life events can also be recorded next to the person to aid in understanding family dynamics. Issues such as substance abuse, domestic violence, mental health, criminal, and abuse and neglect can be indicated with a flag and initials of the issue, such as DV for domestic violence.

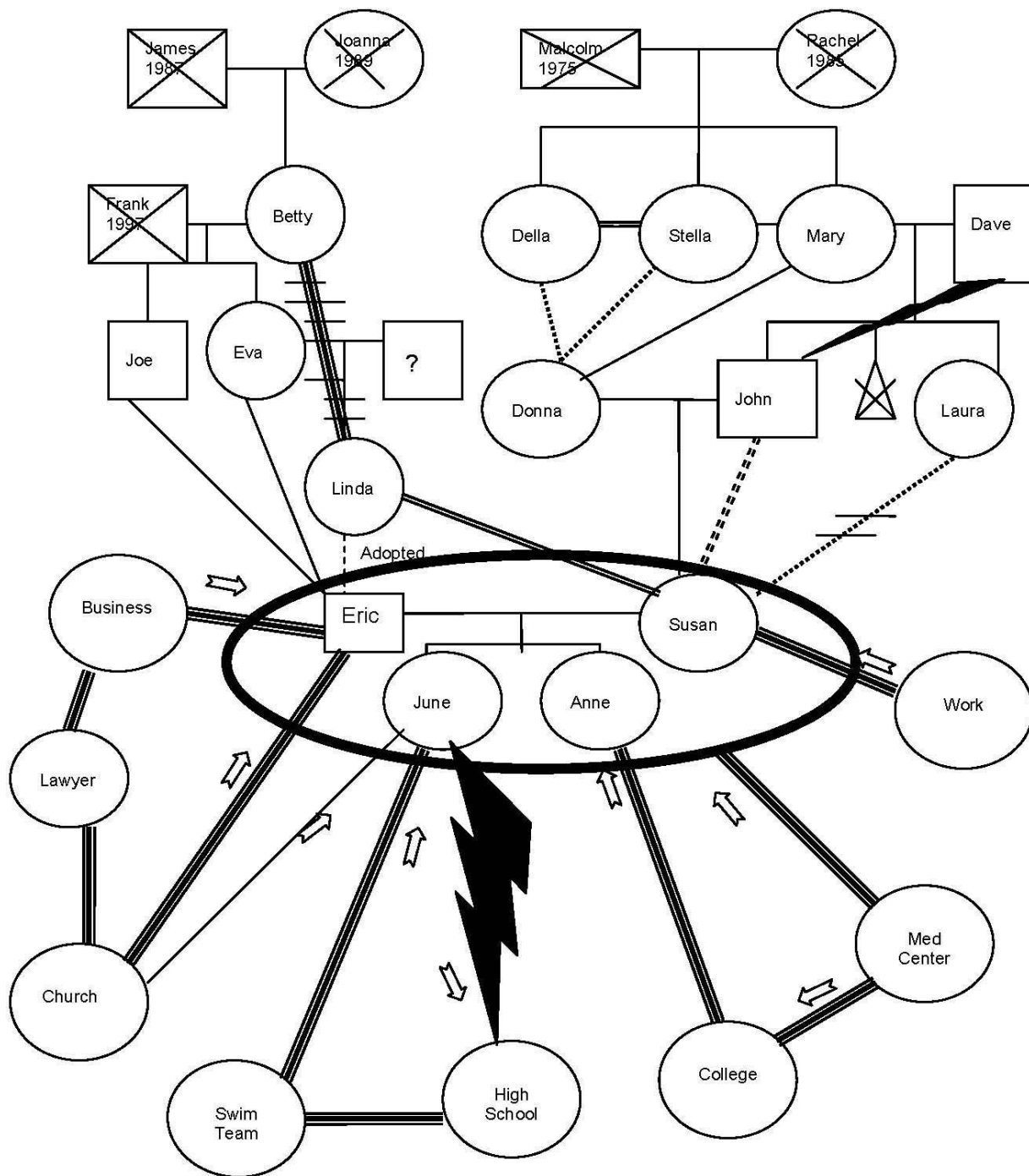
The quality and nature of each family relationship can be depicted using the lines shown in the table below between the individuals in the diagram:

	Marriage
	Separation in fact
	Legal separation
	Divorce
	Nullity
	Widowed
	Engagement
	Engagement and cohabitation
	Engagement and separation
	Legal cohabitation
	Legal cohabitation and separation in fact
	Legal cohabitation and official (legal) separation
	Cohabitation
	Cohabitation and separation
	Non-sentimental cohabitation
	Non-sentimental cohabitation and separation
	Committed (long-term) relationship
	Committed relationship and separation
	Casual relationship or dating (short-term)
	Casual relationship and separation
	Temporary relation / One night stand
	Love Affair
	Love Affair and separation
	Rape / Force relationship
	Other or Unknown

Some helpful questions to aid in the gathering of information with the family and development of the Genogram portion of the FND include:

1. Who lives in your home?
2. Are there any other children not living in the home?
3. Do all the children have the same fathers?
4. If not, how helpful are the other fathers with the children?
5. If previously divorced, how much contact if any is there with the previous spouse's family/extended family?
6. Are there extended family members that live close to you?
7. How do friends and extended family members feel about your decision to foster/adopt?
8. To whom do you go for advice?
9. Have a lot of people tried to give you their opinion about your decision to foster/adopt?
10. To whom would your child (children) listen to for advice?
11. In the past, to whom would you go for advice?
12. Who helps you out when you have challenges?
13. Have you experienced any recent losses (deaths, moves, divorces, fights, cutoffs, etc.) within the extended family, non-blood kin, or friendship network?
14. How do family and extended family interact?
15. How many people have stayed with you (even overnight) in the last year?
16. Who visits your home on a regular basis?
17. Do a lot of people turn to you for help? Who are they?
18. Who gets along with whom?
19. Who fights with whom?
20. Who would you say has the last word on things in your family?
21. Have any new people come into your life or your family in the past year from changes such as a marriage, new boyfriend or girlfriend, a new church or religion, an extended family member or other person who has moved in?

Combined Genogram and Ecomap



Ecomap

The Ecomap portion of the FND is a representation of the family in relation to the environment. The different domains of the social environment are shown by circles arranged in a semi-circular fashion around the circle of the main family unit. The nature of the relationship of the family, or individuals within the family, to each environmental domain is indicated by the type of line joining the family or individual to it. Included are all significant involvements that family members have (e.g., work, school, recreation, social groups, friends, church, health treatment, etc.).

The Ecomap is:

1. A very useful tool that is interactive and involves all household members; and
2. To be used with applicants as a way of engaging and teaming with all household members to reinforce the notion that fostering involves everyone in the family.

Developing the Ecomap:

1. Assuming the Genogram portion of the FND is complete, draw a circle around the family household unit.
2. The various environmental systems are then identified by discussion with the family and depicted with individual circles outside the family household unit circle. Families can be given the questions as an aid for a smother process.
3. Using the same line legend as was done for the Genogram portion, draw appropriate lines to indicate:
 - a. Those family members involved with the system. If all members are involved, the line would extend from the family household unit circle.
 - b. The nature of the relationship. The flow of energy or involvement can be indicated by arrows either going towards or away from family members, or in both directions.
4. It may be useful to start with one of the adults and ask them in what activity they spend the largest amount of time/energy such as work. Then draw in the other individual activities (e.g., clubs, sports, friends, training, church, etc.) leaving the 'whole of the family' activities until last.
5. Continue until all significant systems have been mapped. For each individual family or household member, use a new color so they can be clearly recognized. It is also helpful to include or make note of who transports each child to school/extra curricular activities.
6. Use a new color to depict 'whole of the family' activities that are done together. Examples would be picnics, sports, BBQs, TV viewing, visiting relatives and friends.
7. If it is helpful, for very involved individuals, separate network diagrams can be made on additional sheets.

Some helpful questions to aid in the gathering of information with the family and development of the Ecomap portion of the FND include:

Neighborhood

1. How well do you know your neighbors?
2. What neighborhood activities do you attend?
3. Do your children play with other neighborhood children?
4. How long have you lived there?
5. What do you get from your neighborhood?

Community Services

1. With which community organizations or agencies are you involved (e.g., Medical, Mental Health, Substance Abuse, Domestic Violence, Child Welfare, Political, Legal, Court, etc.)?
2. How long have you been involved? What frequency?
3. With whom do you have a relationship? Who gives you support?
4. What services work best for you?
5. How do you feel about your involvement?

Social Groups

1. With which social groups are you involved (e.g., Church, Civic, YMCA, Bowling League, etc.)?
2. How long have you been involved? What frequency?
3. With whom do you have a relationship? Who gives you support?
4. What services work best for you?
5. How do you feel about your involvement?

Education

1. Who in your family goes to school?
2. How long? What is their status? What is their goal?
3. How do they feel about it?
4. With whom do you have a relationship? Who gives you support?

Significant Personal Relationships

1. With whom do you have significant personal relationships (e.g., extended family members, friends, etc.)?
2. How long has your relationship lasted?
3. What do you do together?
4. How do you feel about this relationship?
5. What do you get from it?

Employment

1. Who in your family works?
2. How long? What is their status?
3. How do they feel about it?
4. With whom do they have a relationship? Who gives them support?

Interpretation of the Family Network Diagram

The following questions will aid in assessing the strengths and needs of the family with information from the Family Network Diagram.

1. What is the family structure?
2. Which members of the family network have been involved in the adoption/foster care preparation process?
3. Who will need to be prepared for the adoption/foster care process?
4. Which extended family members are a source of support and encouragement for the family?
5. Which extended family members are sources of conflict for the family?
6. What resources are available to this family to support the care of a foster or adoptive child? Special needs child?

7. What resources are lacking that would need to be in place to support the care of a special needs child?
8. Has the family demonstrated strengths in dealing with larger external systems?
9. What is the nature of the boundaries around this family?
10. What are current and future needs of this family?