


2003

INDIANA PROBATION REPORT

Supreme Court of Indiana

The Honorable Randall T. Shepard, Chief Justice
The Honorable Brent E. Dickson, Assoc. Justice
The Honorable Frank Sullivan, Jr., Assoc. Justice
The Honorable Theodore R. Boehm, Assoc. Justice
The Honorable Robert D. Rucker, Assoc. Justice



Lilia G. Judson, Executive Director
Division of State Court Administration
115 West Washington Street, Suite 1080
Indianapolis, IN 46204

Phone: (317) 232-2542
Fax: (317) 233-6586

<http://www.in.gov/judiciary>

TABLE OF CONTENTS

| | |
|--|-----|
| INTRODUCTION | 1 |
| 2003 INDIANA PROBATION REPORT DEFINITIONS | 3 |
| 2003 PROBATION TABLES AND GRAPHS | |
| Caseload Comparisons Table/Graph - New Supervisions Received 1993-2003..... | 5 |
| Caseload Comparisons Table/Graph - Disposed Matters 1993-2003 | 6 |
| Caseload Comparisons Supervisions Pending December 31 of the Reporting Year Table/Graph 1993-2003..... | 7 |
| 2003 Felony Probation Table/Graph | 8 |
| 2003 Misdemeanor Probation Table/Graph..... | 9 |
| 2003 Juvenile Probation Supervisions Table/Graph..... | 10 |
| 2003 Juvenile Referrals Table/Graph..... | 11 |
| 2003 Juvenile Law Services Report Demographics/Financial..... | 12 |
| 2003 Type of Dispositions – Felony Supervisions Table/Graph..... | 13 |
| 2003 Type of Dispositions – Misdemeanor Supervisions Table/Graph..... | 14 |
| 2003 Type of Dispositions - Juvenile Probation Supervisions Table/Graph..... | 15 |
| 2003 Type of Dispositions - Juvenile Referrals Table/Graph..... | 16 |
| 2003 Risk Level Classifications and Substance Abuse Involvement Tables..... | 17 |
| 2003 Supervisions with Substance Abuse Involvement Graphs | 18 |
| Juvenile Law Services Report Information | 19 |
| 2003 Probation Personnel..... | 21 |
| 2003 Probation Expenses | 22 |
| 2003 Other Probation Expenditures..... | 23 |
| 2003 Other Probation Functions..... | 24 |
| Restitution Comparison Graph | 25 |
| 2003 PROBATION COUNTY TABLES | |
| 2003 Restitution by County | 26 |
| Number of Persons on Probation Supervision as of December 31, 2003 | 28 |
| Adult Probation | |
| Felony and Misdemeanor Supervisions Pending 1-01-03..... | 33 |
| Felony and Misdemeanor Supervisions Received | 51 |
| Felony and Misdemeanor Supervisions - Total Dispositions..... | 69 |
| Felony and Misdemeanor Supervisions - Type of Dispositions | 87 |
| Felony and Misdemeanor Supervisions Pending 12-31-03..... | 105 |
| Juvenile Probation | |
| Juvenile Probation Matters Pending 1-01-03..... | 123 |
| Juvenile Probation Received | 135 |
| Juvenile Probation - Total Disposed..... | 147 |
| Juvenile Probation - Method of Disposition..... | 159 |
| Juvenile Probation Pending 12-31-03..... | 171 |
| Probationers Supervision Risk Levels | |
| Felony and Misdemeanor - cases pending as of December 31, 2003..... | 183 |
| Juvenile - cases pending as of December 31, 2003..... | 197 |
| Other Functions - Reports | |
| Felony and Misdemeanor Presentence Investigations..... | 203 |
| Juvenile Completed Reports, Predisposition Reports, and Progress Report | 217 |
| Juvenile Law Services Reports (Demographics/Financial) | |
| Juvenile Delinquency Total Cases Filed in 2003..... | 223 |
| Juvenile Status Total Cases Filed in 2003..... | 232 |
| Juvenile CHINS Total Cases Filed in 2003 | 241 |
| Juvenile Miscellaneous Total Cases Filed in 2003..... | 250 |
| Semiannual Juvenile Law Services Report – Financial Information 2003 | 259 |
| Personnel and Financial Reports | |
| 2003 Probation Personnel..... | 267 |
| 2003 Probation Personnel Salaries..... | 270 |

2003 Indiana Probation Report

The 2003 *Indiana Probation Report* was prepared by the Division of State Court Administration pursuant to *Administrative Rule 1(c)* of the *Indiana Rules of Court and IC 11-13-1-4*. The report represents an annual compilation of workload data and an overview of funds expended on probation personnel. Probation reporting requirements were initially established through legislation which was implemented by the Division of State Court Administration in 1981 when the first *Indiana Probation Report* was published.

Probation Services. Probation services in Indiana fall within the supervisory authority of the judiciary. The probationer remains under the jurisdiction of the sentencing court until the completion of the term of probation. This is in contrast with parole services which are an integral part of the Department of Correction, an executive branch agency.

Probation officers are trial court employees and are subject to the appointment and supervisory power of the courts which they serve. The organization of probation departments and related services reflect the diverse nature of Indiana's local court structure.

The Judicial Conference of Indiana, through recommendations of the Judges' Probation Committee and the Probation Officers' Advisory Board, sets guidelines, standards for qualification, and governing policies for probation officers. The Judicial Conference of Indiana prescribes minimum standards for compensation, serves as compact administrator of the interstate compact and oversees the training and education of probation officers by the Indiana Judicial Center.

In 1988, the Indiana Legislature authorized the use of home detention, with or without electronic monitoring, as a condition of probation. Home detention may be ordered by the trial court as a condition of probation or as a direct commitment to a Community Corrections Program for certain offenders. Some home detention programs are operated under community correction agencies which function independently from the probation departments.

As of September 30, 2003, twenty-eight (28) probation departments were supervising adult probationers and juvenile probationers through home detention, either with or without electronic monitoring. These departments

collected \$2,510,246 in home detention user fees between October 1, 2002 and September 30, 2003. These fees are charged in addition to probation user fees. Community Correction agencies collected over \$8,123,287 from individuals being electronically monitored on home detention. Home detention supervisions are counted as "Other" supervisions for purposes of this report and are included in the aggregate supervisions reflected herein. A detailed report on Indiana's home detention program is available from the Indiana Judicial Center.

By statute, the Judicial Conference of Indiana administers the Interstate Compact for the transfer of adult and juvenile probationers in and out of Indiana and serves as the intermediary for the return of juvenile runaways, absconders, and escapees. From July 1, 2002 to June 30, 2003, 1,448 probationers transferred into Indiana and 1,892 probationers transferred out of Indiana under the Interstate Compact.

Funding of Probation Services. Probation services, as the overwhelming majority of all other trial court operations, are supported almost entirely through local expenditures. Many counties fund probation functions through the budgets of the trial courts while in the more populous counties, the probation office often submits a separate budget to the local funding authority. Some of the probation costs, defrayed by the collection of adult and juvenile probation user fees which are set by statute, are paid to the probation department and are used for probation services. Counties which have established and maintain juvenile detention facilities reflect this substantial expenditure as a probation expense.

Because many counties do not have a separate probation budget, non-personnel expenditures are absorbed within the court's expenditures, making it impossible to derive a complete picture of all probation related expenditures. This report does, however, reflect probation personnel positions, a range of compensation, and such other probation expenditures as the probation departments have reported.

Fiscal Data. The 2003 data indicates that county trial courts could identify \$52,364,019 spent on probation services while the expenditures of the probation departments of the city and town courts were \$1,615,113. This represents the highest single expenditure by local courts, constituting approximately 29% of all expenditures on the

operation of the courts. However, this amount was offset by the collection of adult and juvenile probation user fees. In 2003, \$12,842,501 was collected statewide in adult probation user fees and \$1,762,831 in juvenile user fees, for a total of \$14,605,332. These revenues also represent an increase from the previous year.

As a condition of probation, many probationers are ordered to pay restitution. These funds are usually collected and distributed to the appropriate recipient by the clerk's office or by the probation department. In 2003, \$6,187,176 was paid by probationers for distribution to aggrieved parties.

Summary of 2003 Caseload Data. The probation caseload information presented in this report was submitted on a quarterly basis. It reflects the number of adult and juvenile supervisions pending at the beginning and end of the year, the number received and the number of supervisions closed during the reporting year.

Beginning in 1996, Indiana's probation departments began mandatory use of a probation classification and workload measures system. Thus, probationers are assigned to supervision based on the relative risk of committing a new offense while on probation. The statistical information reflects the relative risk levels of probationers on supervision as of December 31, 2003.

The report also reflects data on the manner of disposition by which the supervision is eventually concluded. The juvenile data provides information on the total number of juvenile referrals, preliminary inquiries, predisposition reports, and adult presentence investigations.

The number of new probation cases received during 2003 indicates an increase in probation caseload. New felony supervisions received during 2003 increased by 2,342, an increase of 8% compared with last year, while juvenile supervisions increased by 1,252, an increase of 5%. Misdemeanor supervisions increased by 335. The overall number of new supervisions increased by 3,259. In the adult category, 95,913 persons were placed on probation during the reporting year, a number which could have resulted in increased inmate population in the Department of Correction absent the probation system.

This caseload increase was accompanied by an increase in the number of probation officers and other employees and a corresponding increase in the amount of funds expended on probation services. But, most significantly, at the end of 2003, Indiana

probation departments were supervising 138,128 adults and juveniles, a decrease of .4% from the previous year.

During 2003, there were approximately 1,226 professional probation officers and approximately 579 other employees providing probation services throughout Indiana.

It is hoped that the information reflected in this report will serve as a useful tool for the trial courts, legislature and probation departments in carrying out their duties. The successful completion of the effort would not have been possible without the cooperation and contribution of the probation officers and their staff.

2003 INDIANA PROBATION REPORT DEFINITIONS

The following definitions will be used throughout the 2002 Indiana Probation Report.

Referral - If the local child protection service determines that the best interests of the child require action in the juvenile or criminal court, the local child protection service shall:

- (1) refer the case to the juvenile court under I.C. 31-34-7; or
- (2) make a referral to the prosecuting attorney if criminal prosecution is desired. (I.C. 31-33-14-1).

Delinquent or Non-Status Delinquent – a child who has allegedly committed an offense prior to attaining 18 years of age that would be considered an offense if committed by an adult (I.C. 31-37-1-2).

Status Delinquent – a juvenile who is charged with committing an act that would not be considered a crime if committed by an adult. Examples include runaways, truancy, incorrigibility, violations of curfew, and violations of I.C. 7.1-5-7 (minors and alcoholic beverages) (I.C. 31-37-2-2 through I.C. 31-37-2-6).

CHINS (Child in Need of Services) – cases where a child is alleged to be a child in need of services as a result of a child's physical or mental condition being seriously impaired or seriously endangered due to the inability, refusal, or neglect of the child's parent, guardian, or custodian to supply the child with necessary food, clothing, shelter, medical care, education, or supervision (I.C. 31-34-1-1).

Post-Sentence Supervisions – persons ordered under supervision after conviction and sentencing.

Shock Probation – persons ordered under supervision under the shock probation statute (I.C. 35-38-1-18) as a result of early release from initial conviction and sentencing.

Split Sentence Supervisions – persons ordered under supervision after commitment to the Indiana Department of Correction for a period of time, or commitment to a local facility.

Interstate Accepted – persons accepted under supervision from other states.

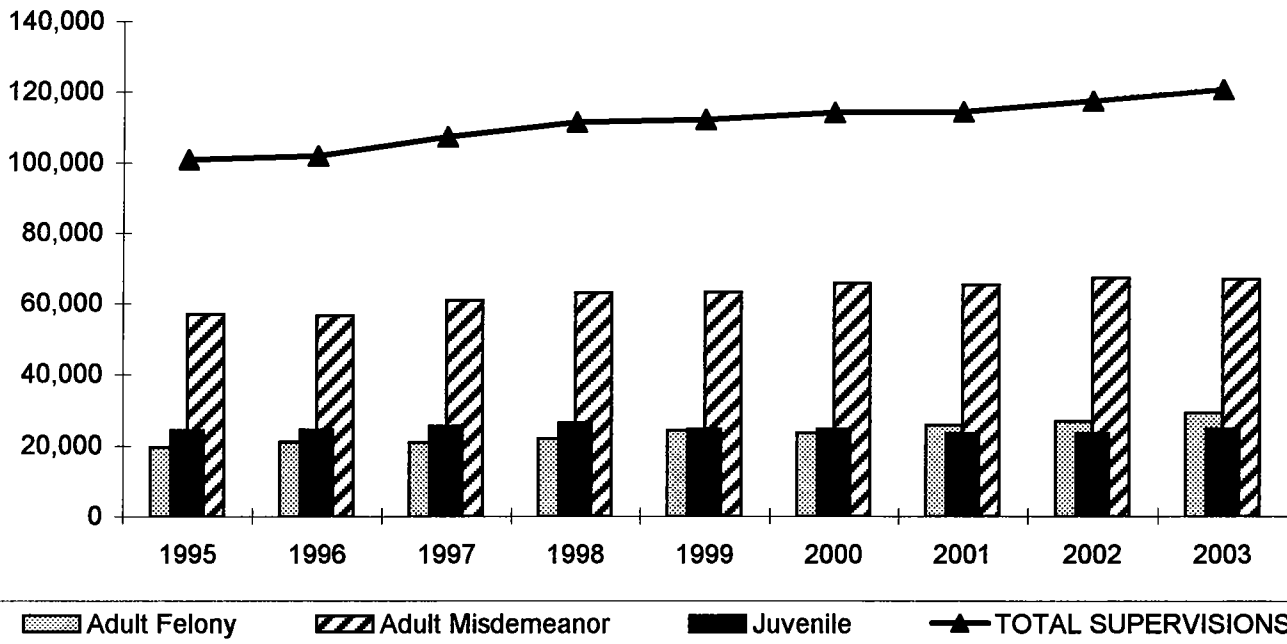
Intrastate Accepted – persons accepted under supervision from other courts in Indiana.

Supervision in Lieu of Prosecution – persons ordered under supervision as an alternative to prosecution.

**2003
Probation
County
Tables**

CASELOAD COMPARISONS - NEW SUPERVISIONS RECEIVED AND PROBATION STAFF 1994-2003

| | 1994 | 1995 | 1996 | 1997 | 1998 | 1999 | 2000 | 2001 | 2002 | 2003 |
|------------------------------|---------------|----------------|----------------|----------------|----------------|----------------|----------------|----------------|----------------|----------------|
| Adult Felony | 17,973 | 19,660 | 20,979 | 20,791 | 21,944 | 24,199 | 23,571 | 25,624 | 26,695 | 29,037 |
| Adult Misdemeanor | 54,208 | 56,933 | 56,525 | 60,978 | 63,099 | 63,318 | 65,860 | 65,221 | 67,218 | 66,883 |
| Juvenile | 22,306 | 24,279 | 24,476 | 25,508 | 26,439 | 24,678 | 24,652 | 23,418 | 23,399 | 24,651 |
| TOTAL SUPERVISIONS | 94,487 | 100,872 | 101,980 | 107,277 | 111,482 | 112,195 | 114,083 | 114,263 | 117,312 | 120,571 |
| Juvenile Referrals | 59,749 | 64,406 | 67,023 | 65,760 | 63,860 | 61,688 | 58,055 | 58,087 | 55,632 | 59,904 |
| Total Probation Staff | 1,370 | 1,496 | 1,485 | 1,550 | 1,510 | 1,572 | 1,636 | 1,665 | 1,729 | 1,752 |

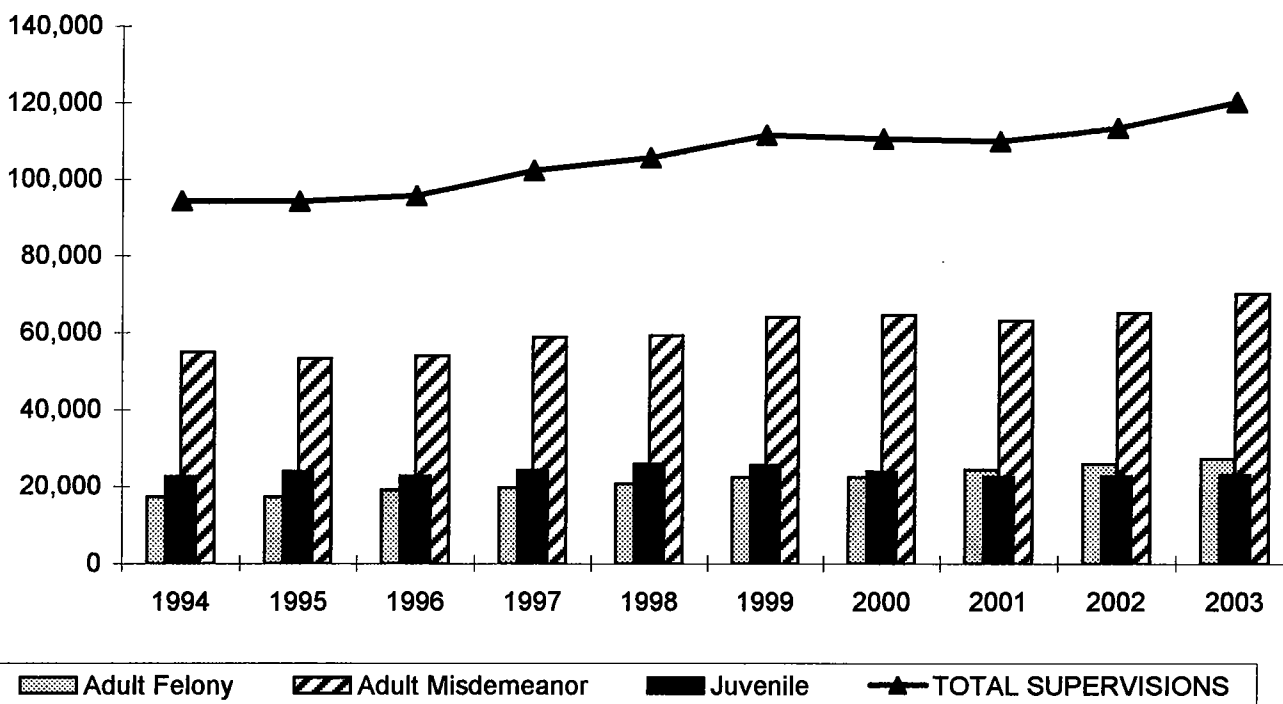


** This figure has been adjusted since the publication of the 1996 *Indiana Probation Report* to correct the 1996 total felony supervisions.

CASELOAD COMPARISONS - DISPOSED MATTERS

1994-2003

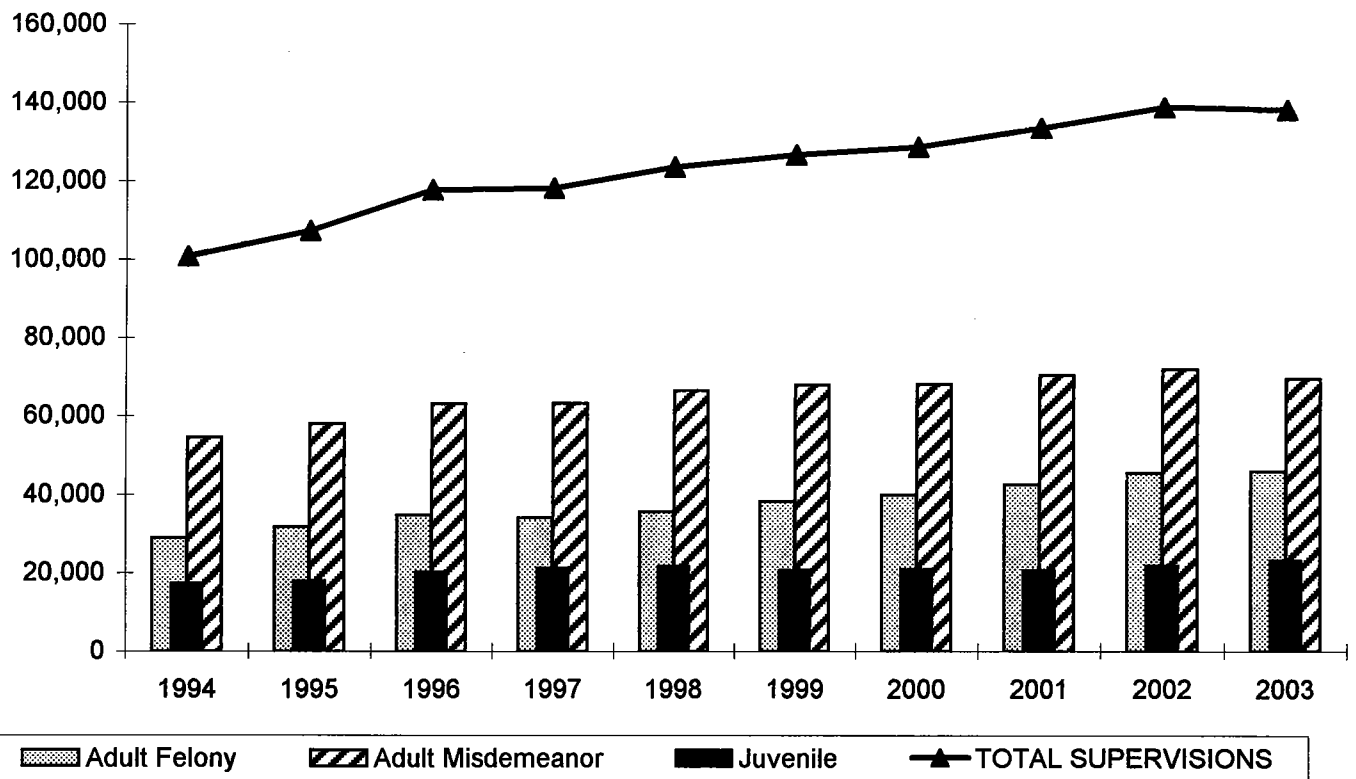
| | 1994 | 1995 | 1996 | 1997 | 1998 | 1999 | 2000 | 2001 | 2002 | 2003 |
|---------------------------|---------------|---------------|---------------|----------------|----------------|----------------|----------------|----------------|----------------|----------------|
| Adult Felony | 17,170 | 17,189 | 19,072 | 19,650 | 20,741 | 22,361 | 22,297 | 24,365 | 25,821 | 27,175 |
| Adult Misdemeanor | 54,784 | 53,123 | 53,879 | 58,594 | 59,143 | 63,909 | 64,532 | 63,030 | 64,983 | 70,149 |
| Juvenile | 22,459 | 23,910 | 22,730 | 24,222 | 25,852 | 25,469 | 23,803 | 22,594 | 22,714 | 22,953 |
| TOTAL SUPERVISIONS | 94,413 | 94,222 | 95,681 | 102,466 | 105,736 | 111,739 | 110,632 | 109,989 | 113,518 | 120,277 |
| Juvenile Referrals | 55,971 | 61,290 | 64,047 | 65,363 | 64,073 | 60,532 | 56,729 | 57,056 | 57,279 | 57,766 |



** This figure has been adjusted since the publication of the 1996 *Indiana Probation Report* to correct the 1996 total felony supervisions.

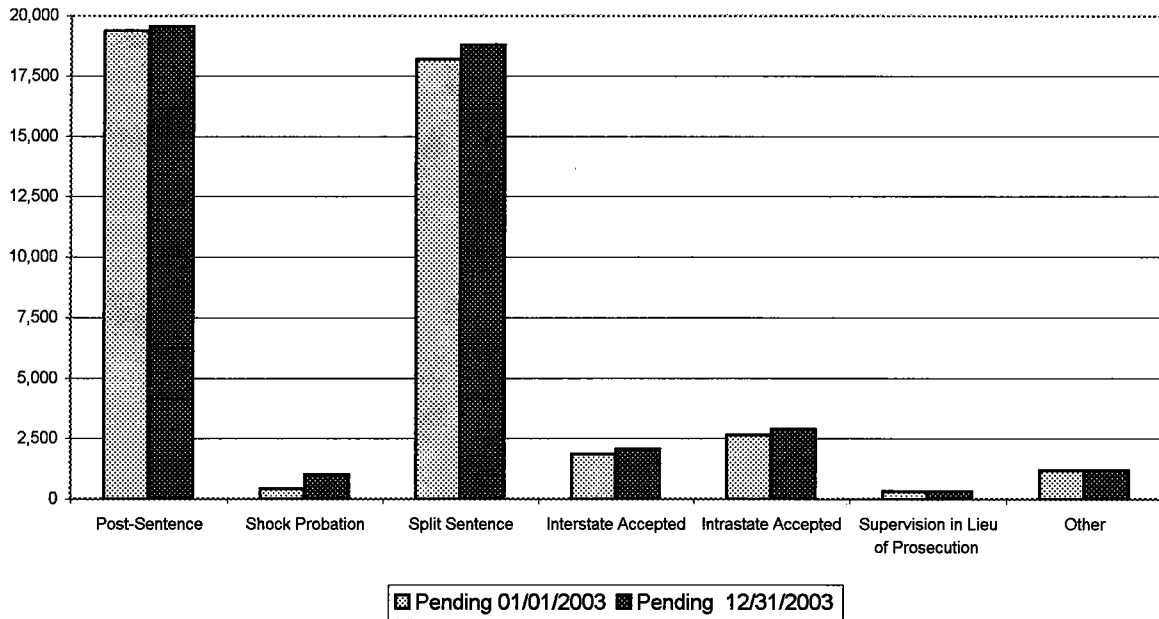
**CASELOAD COMPARISONS - SUPERVISIONS PENDING AS OF
DECEMBER 31 OF THE REPORTING YEAR
1994 -2003**

| | 1994 | 1995 | 1996 | 1997 | 1998 | 1999 | 2000 | 2001 | 2002 | 2003 |
|---------------------------|----------------|----------------|----------------|----------------|----------------|----------------|----------------|----------------|----------------|----------------|
| Adult Felony | 28,956 | 31,576 | 34,632 | 33,976 | 35,530 | 38,066 | 39,747 | 42,357 | 45,220 | 45,787 |
| Adult Misdemeanor | 54,599 | 57,882 | 62,922 | 63,099 | 66,396 | 67,805 | 67,926 | 70,344 | 71,797 | 69,246 |
| Juvenile | 17,198 | 17,881 | 20,126 | 21,066 | 21,543 | 20,642 | 20,811 | 20,606 | 21,676 | 23,095 |
| TOTAL SUPERVISIONS | 100,753 | 107,339 | 117,680 | 118,141 | 123,469 | 126,513 | 128,484 | 133,307 | 138,693 | 138,128 |



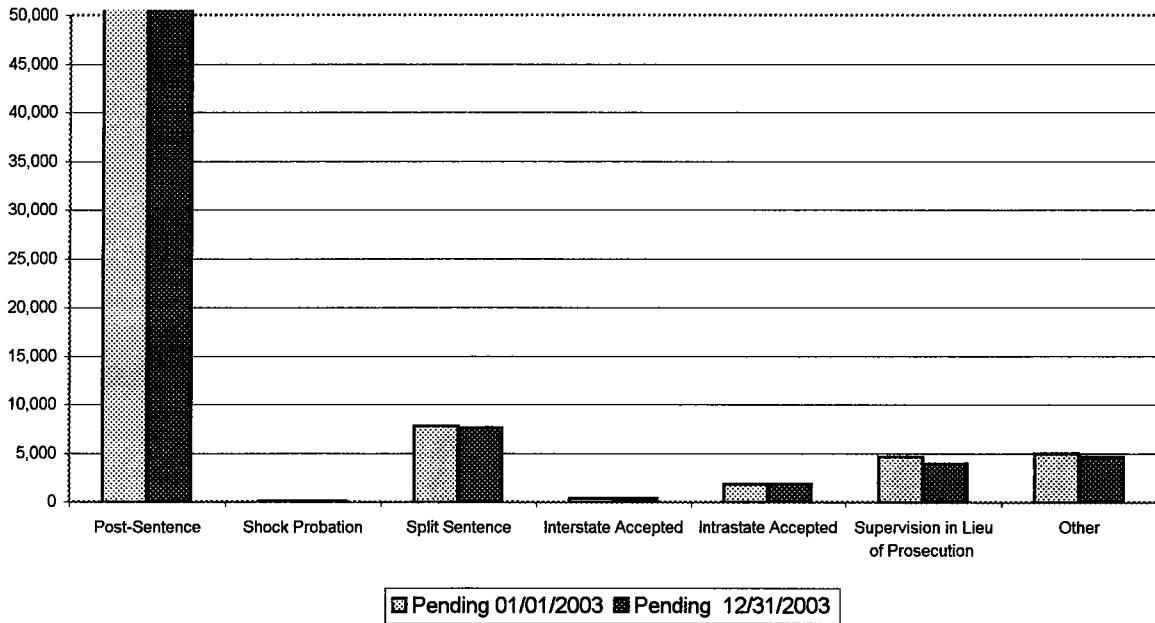
2003 FELONY PROBATION

| | Pending 01/01/2003 | Received | Disposed | Pending 12/31/2003 |
|---|-----------------------|---------------|---------------|-----------------------|
| Post-Sentence | 19,367 | 14,247 | 14,067 | 19,547 |
| Shock Probation | 415 | 782 | 187 | 1,010 |
| Split Sentence | 18,171 | 10,146 | 9,529 | 18,788 |
| Interstate Accepted | 1,834 | 943 | 729 | 2,048 |
| Intrastate Accepted | 2,629 | 1,869 | 1,614 | 2,884 |
| Supervision in Lieu of Prosecution | 320 | 167 | 167 | 320 |
| Other | 1,189 | 883 | 882 | 1,190 |
| TOTAL | 43,925 | 29,037 | 27,175 | 45,787 |



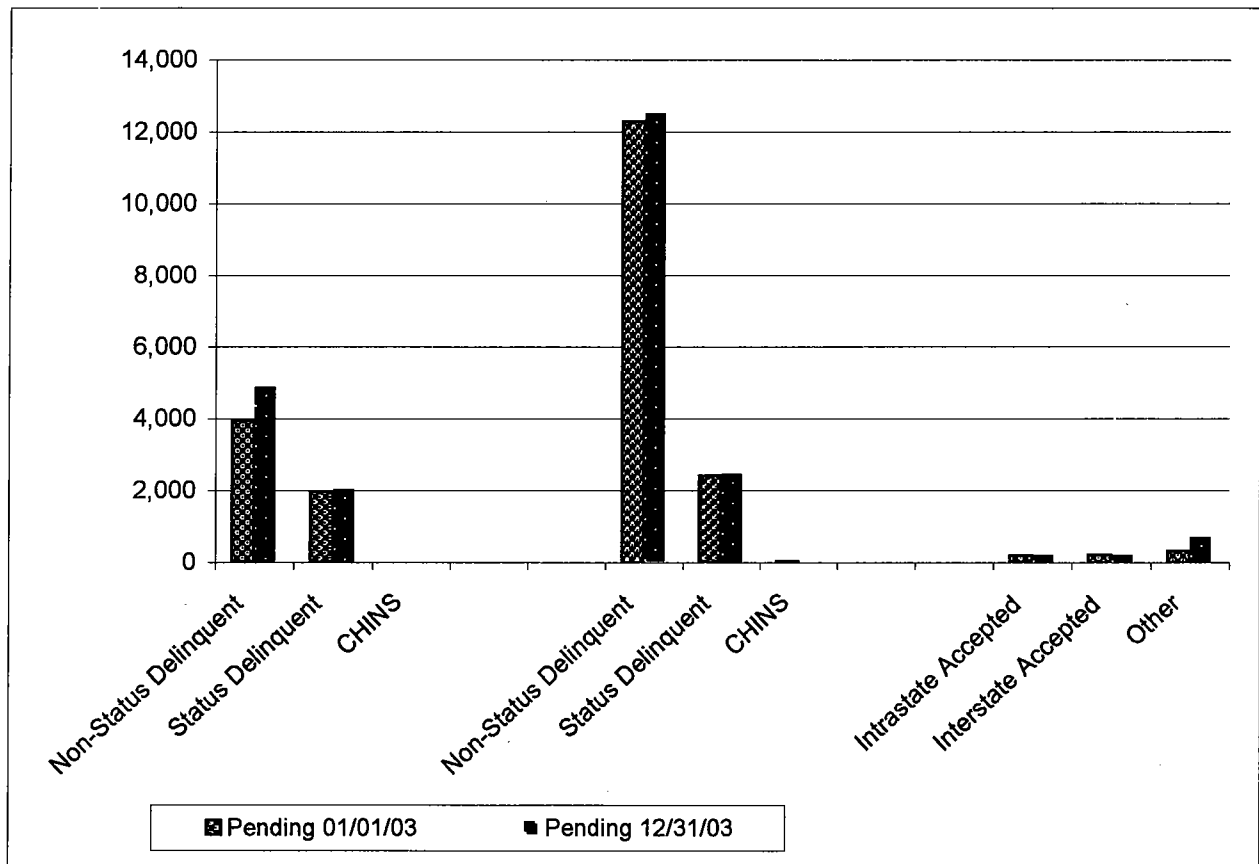
2003 MISDEMEANOR PROBATION

| | Pending 01/01/2003 | Received | Disposed | Pending 12/31/2003 |
|---------------------------------------|-----------------------|---------------|---------------|-----------------------|
| Post-Sentence | 52,931 | 53,431 | 55,596 | 50,766 |
| Shock Probation | 54 | 64 | 22 | 96 |
| Split Sentence | 7,770 | 5,501 | 5,702 | 7,569 |
| Interstate Accepted | 394 | 236 | 228 | 402 |
| Intrastate Accepted | 1,803 | 1,757 | 1,713 | 1,847 |
| Supervision in Lieu of Prosecution | 4,617 | 3,055 | 3,741 | 3,931 |
| Other | 4,943 | 2,839 | 3,147 | 4,635 |
| TOTAL | 72,512 | 66,883 | 70,149 | 69,246 |



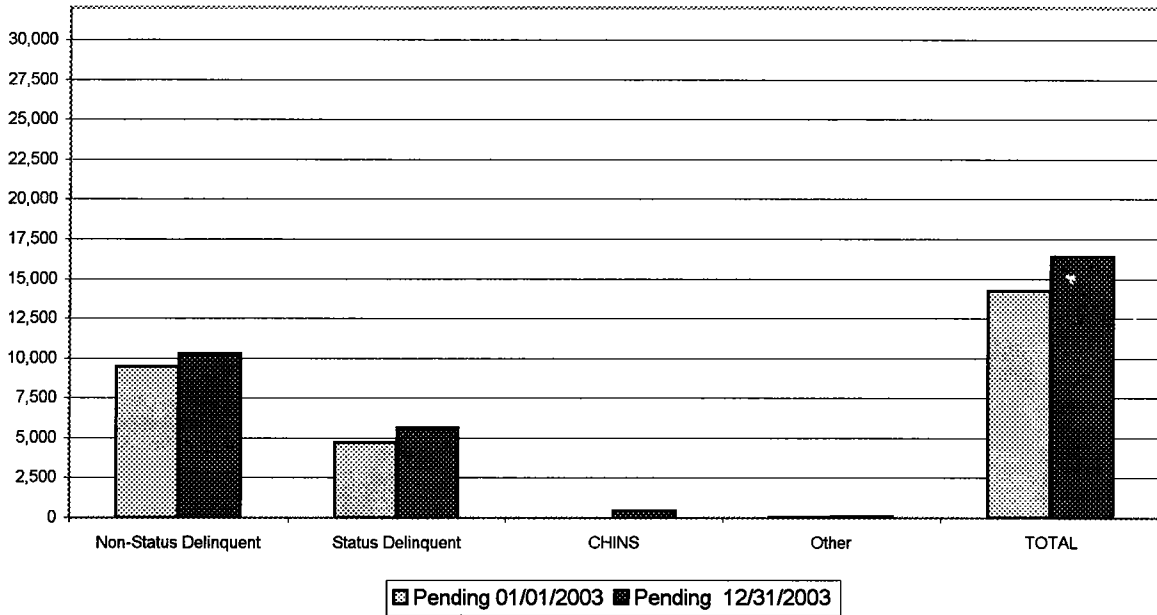
2003 JUVENILE PROBATION SUPERVISIONS

| | Pending 01/01/03 | Received | Disposed | Pending 12/31/03 |
|-----------------------------------|---------------------|---------------|---------------|---------------------|
| Informal Supervision | | | | |
| Non-Status Delinquent | 3,945 | 6,734 | 5,783 | 4,896 |
| Status Delinquent | 1,969 | 3,849 | 3,775 | 2,043 |
| CHINS | 7 | 15 | 15 | 7 |
| Post Judgement Supervision | | | | |
| Non-Status Delinquent | 12,281 | 10,746 | 10,515 | 12,512 |
| Status Delinquent | 2,415 | 2,237 | 2,185 | 2,467 |
| CHINS | 40 | 7 | 5 | 42 |
| Other Supervisions | | | | |
| Intrastate Accepted | 194 | 197 | 185 | 206 |
| Interstate Accepted | 220 | 80 | 82 | 218 |
| Other | 326 | 786 | 408 | 704 |
| TOTAL | 21,397 | 24,651 | 22,953 | 23,095 |



2003 JUVENILE REFERRALS

| | Pending 01/01/2003 | Received | Disposed | Pending 12/31/2003 |
|------------------------------|-----------------------|----------|----------|-----------------------|
| Non-Status Delinquent | 9,450 | 39,370 | 38,564 | 10,256 |
| Status Delinquent | 4,721 | 18,008 | 17,113 | 5,616 |
| CHINS | 12 | 2,165 | 1,745 | 432 |
| Other | 48 | 361 | 344 | 65 |
| TOTAL | 14,231 | 59,904 | 57,766 | 16,369 |



2003 JUVENILE LAW SERVICES REPORT - DEMOGRAPHICS

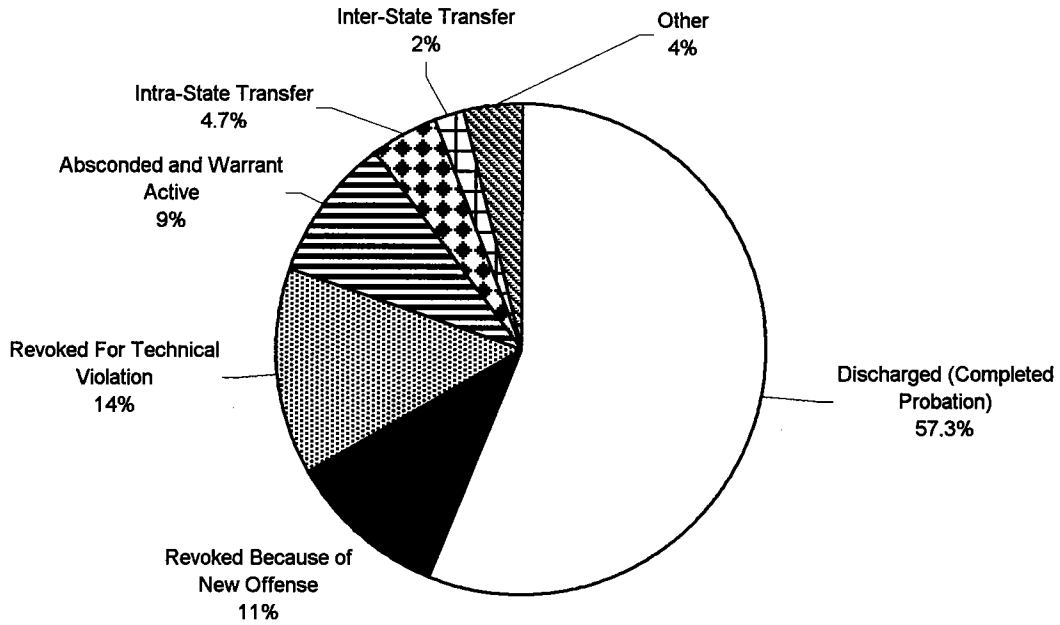
| TYPE OF CASES | RACE | | | | | SEX | | | AGE | | | | |
|------------------------|---------------|------------------|--------------|--------------|---------------|---------------|---------------|---------------|--------------|--------------|---------------|--------------|---------------|
| | Causasian | African American | Hispanic | Other | Total | M | F | Total | 0 to 5 | 6 to 12 | 13 to 16 | 17 + | Total |
| Juvenile Delinquency | 15,767 | 6,351 | 857 | 459 | 23,434 | 17,205 | 6,259 | 23,464 | 10 | 1,874 | 14,985 | 6,589 | 23,458 |
| Juvenile Status | 4,279 | 1,728 | 240 | 208 | 6,455 | 3,356 | 2,981 | 6,337 | 733 | 981 | 3,588 | 1,029 | 6,331 |
| Juvenile Chins | 3,524 | 1,134 | 216 | 218 | 5,092 | 2,623 | 2,472 | 5,095 | 1,379 | 1,300 | 1,907 | 509 | 5,095 |
| Juvenile Miscellaneous | 4,767 | 659 | 180 | 148 | 5,754 | 3,337 | 2,422 | 5,759 | 481 | 868 | 3,084 | 1,299 | 5,732 |
| TOTAL | 28,337 | 9,872 | 1,493 | 1,033 | 40,735 | 26,521 | 14,134 | 40,655 | 2,603 | 5,023 | 23,564 | 9,426 | 40,616 |

2002 JUVENILE LAW SERVICES REPORT - FINANCIAL

| | Expenditures | | Reimbursements |
|-----------------------|--------------------|-----------|-------------------|
| Detention | 36,810,119 | Insurance | 27,396 |
| Dept of Correction | 30,184,710 | Parents | 4,682,781 |
| Courts | 25,821,904 | Counties | 2,907,619 |
| Ofc Family & Children | 191,922,851 | Other | 16,243,387 |
| Other | 9,968,919 | | |
| TOTAL | 294,708,503 | | 23,861,183 |

**2003 TYPE OF DISPOSITIONS
FELONY SUPERVISIONS**

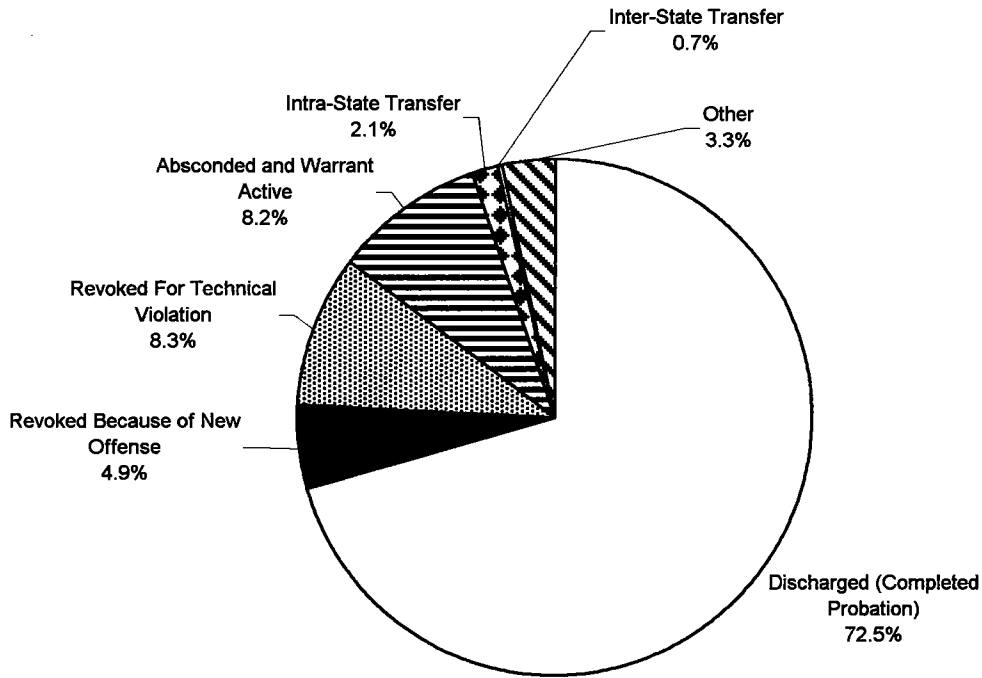
| | Felony |
|---|---------------|
| Discharged (Completed Probation) | 15,235 |
| Revoked Because of New Offense | 2,911 |
| Revoked For Technical Violation | 3,673 |
| Absconded and Warrant Active | 2,531 |
| Intra-State Transfer | 1,263 |
| Inter-State Transfer | 524 |
| Other | 1,038 |
| TOTAL | 27,175 |



2002 Felony Dispositions

**2003 TYPE OF DISPOSITIONS
MISDEMEANOR SUPERVISIONS**

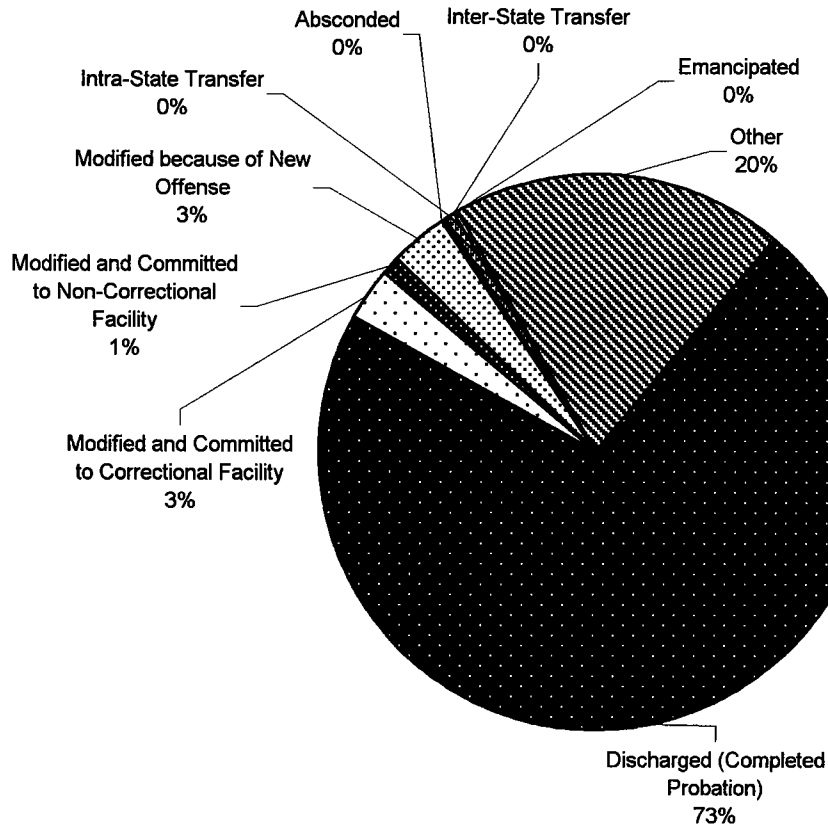
| | Misdemeanor |
|---|--------------------|
| Discharged (Completed Probation) | 49,424 |
| Revoked Because of New Offense | 3,809 |
| Revoked For Technical Violation | 6,552 |
| Absconded and Warrant Active | 6,591 |
| Intra-State Transfer | 1,225 |
| Inter-State Transfer | 289 |
| Other | 2,259 |
| TOTAL | 70,149 |



2002 Misdemeanor Dispositions

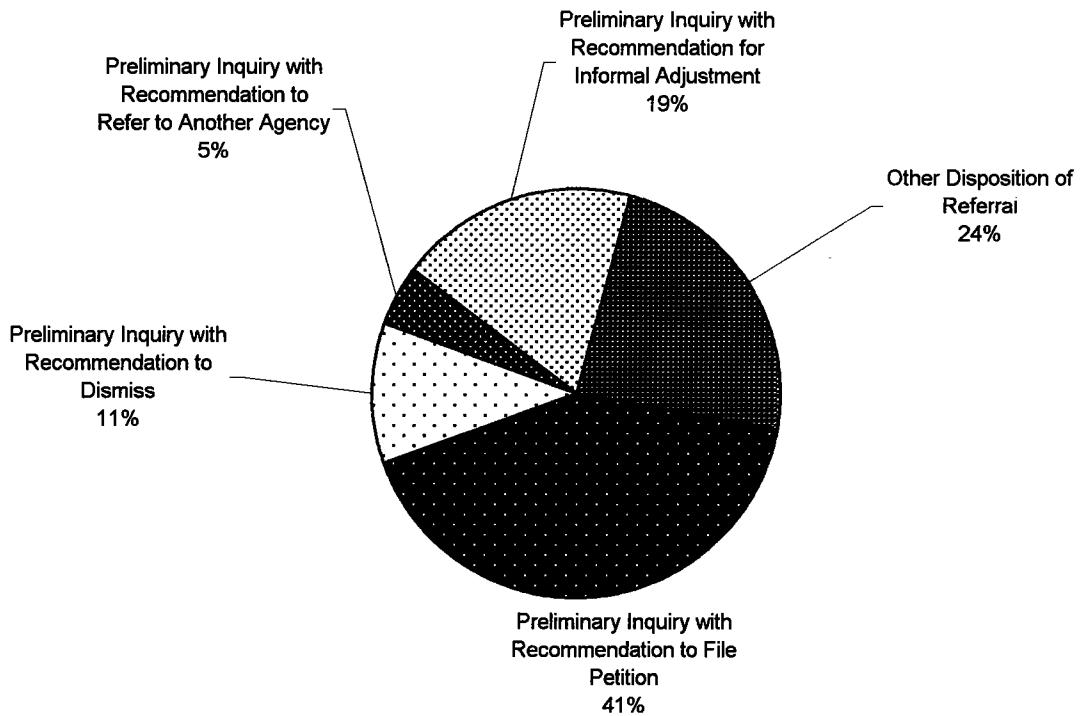
2003 TYPE OF DISPOSTIONS JUVENILE PROBATION SUPERVISIONS

| | |
|--|---------------|
| Discharged (Completed Probation) | 16,509 |
| Modified and Committed to Correctional Facility | 680 |
| Modified and Committed to Non-Correctional Facility | 300 |
| Modified because of New Offense | 745 |
| Absconded | 91 |
| Intra-State Transfer | 106 |
| Inter-State Transfer | 47 |
| Emancipated | 26 |
| Other | 4,449 |
| TOTAL | 22,953 |



2003 TYPE OF DISPOSITIONS JUVENILE REFERRALS

| | |
|---|---------------|
| Preliminary Inquiry with Recommendation to File Petition | 23,999 |
| Preliminary Inquiry with Recommendation to Dismiss | 6,488 |
| Preliminary Inquiry with Recommendation to Refer to Another Agency | 2,693 |
| Preliminary Inquiry with Recommendation for Informal Adjustment | 10,982 |
| Other Disposition of Referral | 13,604 |
| TOTAL | 57,766 |

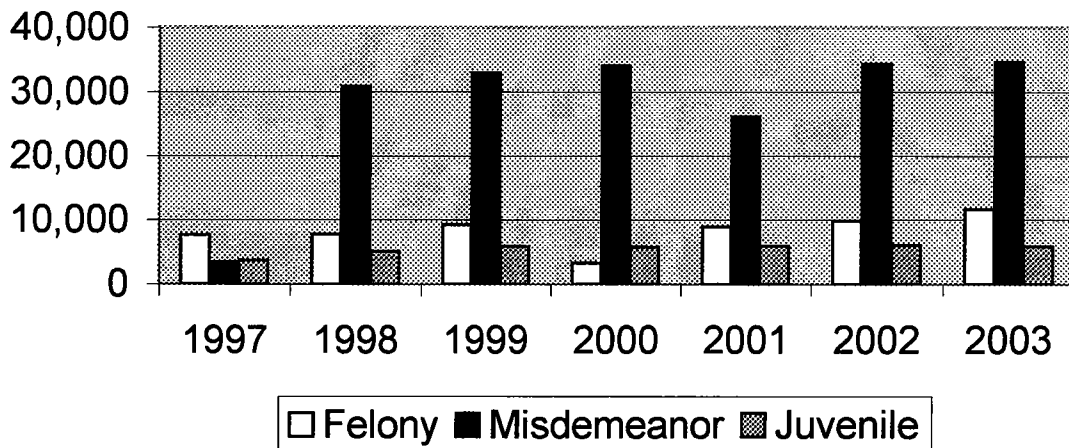


2003 SUBSTANCE ABUSE INVOLVEMENT

Number of Persons Received for Supervision During the Reporting Year Convicted and/or Adjudicated for a Substance Abuse Offense

| | 1997 | 1998 | 1999 | 2000 | 2001 | 2002 | 2003 |
|----------------------------|--------|--------|--------|--------|--------|--------|--------|
| Adult Felons | 7,638 | 7,705 | 9,223 | 3,291 | 8,903 | 9,853 | 11,615 |
| Adult Misdemeanants | 3,331 | 30,770 | 32,935 | 34,042 | 26,086 | 34,344 | 34,612 |
| Juveniles | 3,710 | 5,058 | 5,903 | 5,750 | 5,966 | 6,088 | 5,889 |
| Total | 14,679 | 43,533 | 48,061 | 43,083 | 40,955 | 50,285 | 52,116 |

Substance Abuse Conviction Supervisions

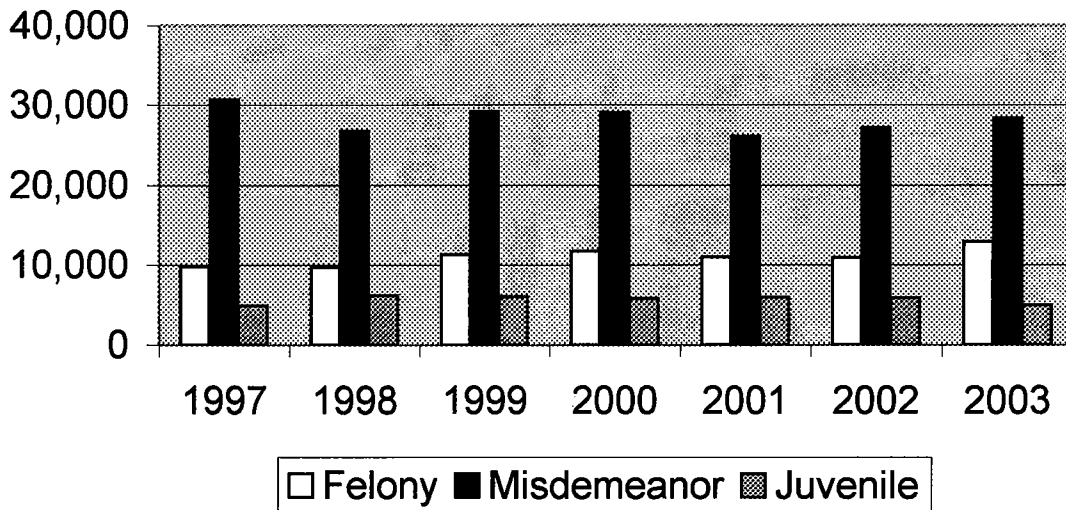


2003 SUBSTANCE ABUSE INVOLVEMENT

Number of Persons Received for Supervision During the Reporting Year That Indicated Some Disruption Due to Substance Abuse

| | 1997 | 1998 | 1999 | 2000 | 2001 | 2002 | 2003 |
|----------------------------|--------|--------|--------|--------|--------|--------|--------|
| Adult Felons | 9,702 | 9,669 | 11,297 | 11,686 | 10,924 | 10,820 | 12,822 |
| Adult Misdemeanants | 30,646 | 26,756 | 29,205 | 29,040 | 26,086 | 27,168 | 28,321 |
| Juveniles | 4,838 | 6,173 | 5,989 | 5,749 | 5,886 | 5,803 | 4,912 |
| Total | 45,186 | 42,598 | 46,491 | 46,475 | 42,896 | 43,791 | 46,055 |

Supervisions with Substance Disruption



JUVENILE LAW SERVICES REPORT

Pursuant to I.C. 31-31-10-1 (S.B. 400, 1997), the probation department for the juvenile court is required to maintain information relating to delinquent children and children in need of services who receive juvenile law service and all financial information relating to each juvenile law services.

The terms “*juvenile law services*” and “*all financial information*” are not defined by statute. In light of this, the Division of State Court Administration (“Division”), in conjunction with the Juvenile Justice Improvement Committee (“Committee”) of the Indiana Judicial Conference of Indiana, have defined “*juvenile law services*” for the purposes of the reporting requirements of this law to mean:

The filing of a JD (Juvenile Delinquent) case, JS (Juvenile Status), JC (Child in Need of Service or CHINS), or JM (Juvenile Miscellaneous) case as defined pursuant to Administrative Rule 8 with a court. The interpretation of case types in Administrative Rule 8 generally refers to the following:

JD – cases where a child is alleged to be delinquent as a result of committing an offense prior to attaining 18 years of age that would be considered an offense if committed by an adult (I.C. 31-37-1-2).

JS – cases where a child is charged with committing an act that would not be considered a crime if committed by an adult. Examples include runaways, truancy, incorrigibility, violations of curfew, and violations of I.C. 7.1-5-7 (minors and alcoholic beverages) (I.C. 31-37-2-2 through I.C. 31-37-2-6).

JC – cases where a child is alleged to be a child in need of services as a result of a child's physical or mental condition being seriously impaired or seriously endangered as a result of the inability, refusal, or neglect of the child's parent, guardian, or custodian to supply the child with necessary food, clothing, shelter, medical care, education, or supervision (I.C. 31-34-1-1).

JM – cases of juvenile matters not reflected in other categories including court approval of informal adjustments.

The financial information available to the courts and probation departments is limited to expenditures made through court budgets. Expenditures made from county general fund could be made available to the probation department and the court if identified as such by the county auditor. The bulk of financial information on children receiving "juvenile law services" is collected and reported by the Family and Social Services Administration.

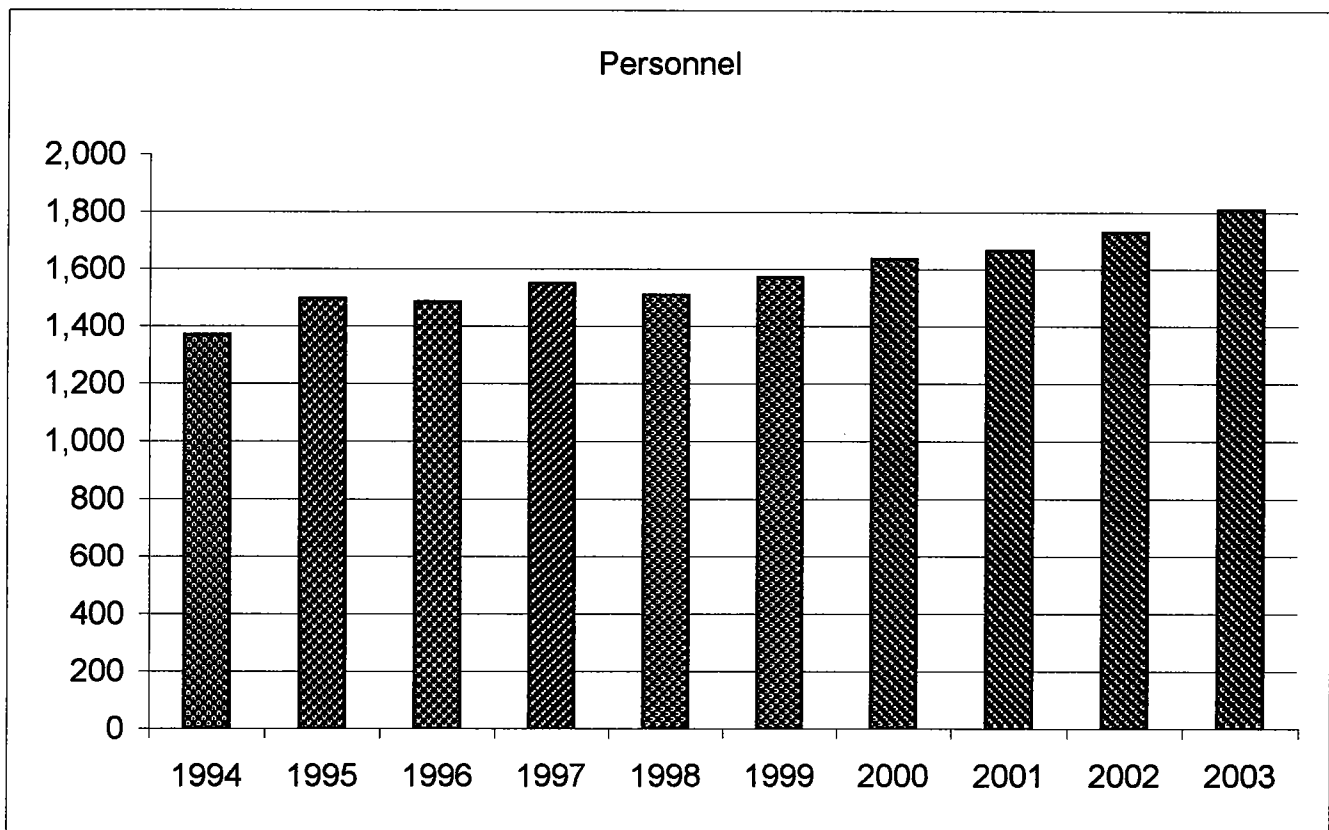
In light of this, the Division and the Committee have defined "*all financial information*" to be the monies spent through the courts' budgets and any other county expenditures that the county auditor can identify and provide to the court and/or probation department as monies spent on juvenile cases filed as either JD, JS, JC, or JM, as defined above. This includes expenditures by the Office of Family and Children for the reporting period, if the probation department can obtain information on those expenditures from the county auditor.

Because the probation departments do not maintain much of this information and yet are requested to provide it, these forms call for lump sum summary financial information.

The juvenile law services reports were advisory for 1999. They were mandatory beginning in 2000.

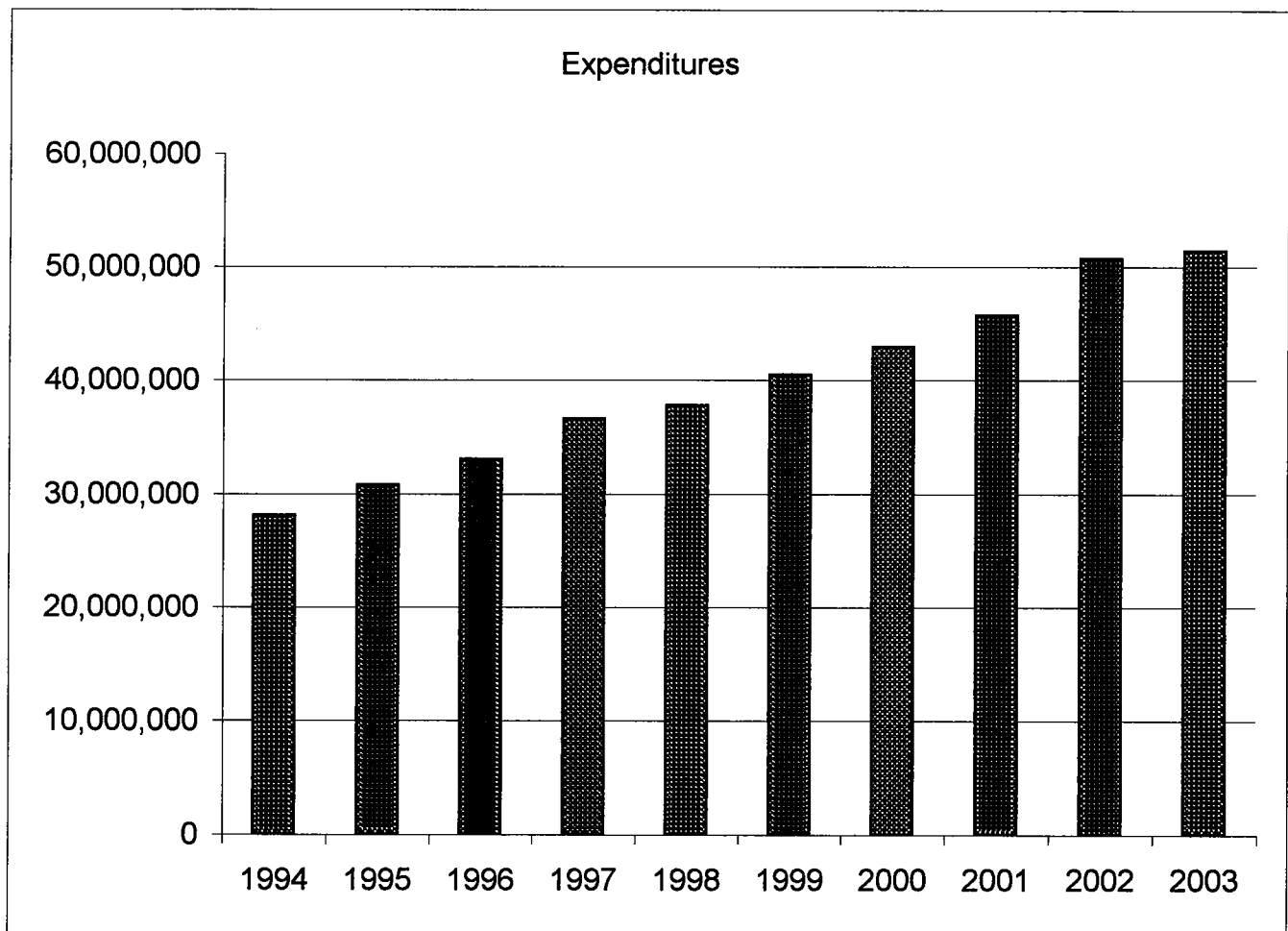
2003 PROBATION PERSONNEL

| | Trial Courts | City/Town Courts | Total |
|---------------------------------|--------------|------------------|-------|
| Chief Probation Officers | 128 | 20 | 148 |
| Probation Officers | 1,057 | 25 | 1,082 |
| Clerical | 352 | 16 | 368 |
| Other Personnel | 199 | 13 | 212 |
| TOTAL | 1,736 | 74 | 1,810 |



2003 PROBATION EXPENSES

| | Trial Courts | City/Town Courts | Total |
|---|--------------|------------------|------------|
| Chief Probation Officers | 5,557,606 | 570,771 | 6,128,377 |
| Probation Officers | 34,842,801 | 644,202 | 35,487,003 |
| Clerical | 7,325,352 | 315,694 | 7,641,046 |
| Other Personnel | 3,227,860 | 84,446 | 3,312,306 |
| Total Personnel | 50,953,619 | 1,615,113 | 52,568,732 |
| Total Other Non-Personnel Expenses | 4,599,163 | 565,209 | 5,164,372 |



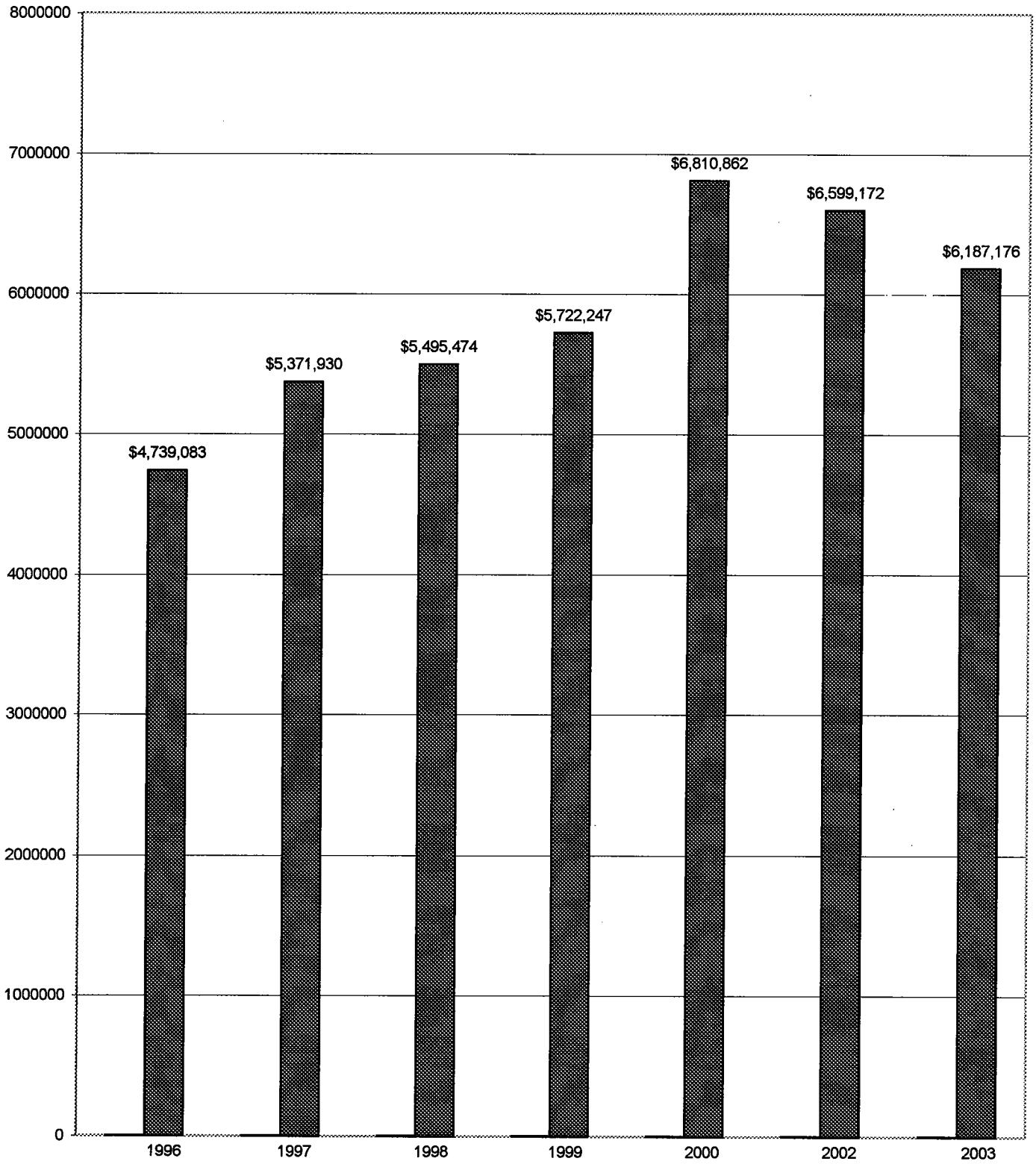
2003 OTHER PROBATION EXPEDITURES

| COUNTY | Medical-Psychiatric Services | Other Non-Salaried Expenses | Supplies | Rentals | Other Services & Charges | Legal Libraries | Capital Outlays | TOTAL |
|-------------------------|------------------------------|-----------------------------|------------------|------------------|--------------------------|------------------|------------------|--------------------|
| Adams Probation | 0 | 0 | 7,574 | 416 | 17,848 | 18,660 | 2,390 | 46,888 |
| Clark Circuit Probation | 0 | 2,419 | 3,403 | 4,734 | 7,699 | 4,629 | 3,696 | 26,580 |
| Elkhart Probation | 1,125 | 170,005 | 126,499 | 4,071 | 218,901 | 44,042 | 72,358 | 637,001 |
| Grant Probation | 1,695 | 40,243 | 99,051 | 11,390 | 62,130 | 14,244 | 0 | 228,753 |
| Hamilton Probation | 34,567 | 42,451 | 65,703 | 14,869 | 454,140 | 67,821 | 15,379 | 694,930 |
| Hancock Probation | 0 | 11,485 | 13,645 | 10,894 | 13,388 | 8,172 | 13,876 | 71,460 |
| Hendricks Probation | 14,818 | 10,207 | 50,710 | 18,083 | 63,902 | 24,782 | 6,353 | 188,855 |
| Henry Probation | 3,617 | 16,783 | 13,300 | 10,309 | 23,229 | 7,379 | 0 | 74,617 |
| Madison Probation | 1,468 | 261,175 | 53,449 | 103,041 | 543,808 | 5,679 | 87,966 | 1,056,586 |
| Montgomery Probation | 20,012 | 17,809 | 5,009 | 361 | 7,952 | 54,673 | 2,848 | 108,664 |
| Orange Probation | 803 | 0 | 4,420 | 1,235 | 8,135 | 19,379 | 0 | 33,972 |
| Owen Probation | 0 | 0 | 8,659 | 4,053 | 11,938 | 0 | 4,256 | 28,906 |
| Porter Juv. Probation | 20 | 7,767 | 62,729 | 19,132 | 41,300 | 2,044 | 24,041 | 157,033 |
| Randolph Probation | 1,565 | 1,531 | 10,340 | 0 | 11,822 | 16,785 | 434 | 42,477 |
| St. Joseph Probation | 0 | 1,782 | 68,418 | 172,505 | 231,409 | 6,661 | 77,675 | 558,450 |
| Shelby Probation | 1,689 | 2,310 | 4,449 | 3,276 | 1,632 | 6,796 | 1,294 | 21,446 |
| Steuben Probation | 0 | 3,348 | 3,145 | 5,788 | 57,495 | 0 | 0 | 69,776 |
| Sullivan Probation | 175 | 4,939 | 26,937 | 13,561 | 1,964 | 4,598 | 0 | 52,174 |
| Tippecanoe Probation | 31,497 | 81,315 | 181,183 | 1,250 | 52,770 | 15,891 | 14,200 | 378,106 |
| Tipton Probation | 0 | 9,856 | 8,557 | 4,963 | 22,893 | 15,262 | 18,206 | 79,737 |
| Wayne Probation | 2,489 | 1,343 | 24,767 | 3,815 | 571,771 | 36,411 | 0 | 640,596 |
| TOTAL | \$115,540 | \$686,768 | \$841,947 | \$407,746 | \$2,426,126 | \$373,908 | \$344,972 | \$5,197,007 |

2003 OTHER PROBATION FUNCTIONS

| | |
|--|---------------|
| Total Felony Presentence Investigation Reports Completed | 23,149 |
| Total Misdemeanor Presentence Investigation Reports Completed | 5,853 |
| Total City and Town Court Misdemeanor Presentence Investigation Reports Completed | 304 |
| Total Juvenile Predisposition Reports Completed | 11,519 |
| Total Juvenile Progress Reports Completed | 16,516 |

RESTITUTION



2003 RESTITUTION

| County | Court | Amount |
|---------------|----------------|---------------|
| Adams | All Courts | \$60,899 |
| Allen | All Courts | 328,249 |
| Allen | Sup. Fam. Rel. | 39,463 |
| Bartholomew | All Courts | 137,773 |
| Benton | Circuit | 36,548 |
| Blackford | All Courts | 18,542 |
| Boone | All Courts | 24,100 |
| Brown | Circuit | 34,260 |
| Carroll | All Courts | 52,670 |
| Cass | All Courts | 29,309 |
| Clark | Circuit | 27,677 |
| Clark | Superior I | 48,751 |
| Clark | Superior II | 2,110 |
| Clark | Superior III | 59,726 |
| Clark | Clarksville | 32,358 |
| Clay | All Courts | 28,399 |
| Clinton | Circuit | 42,119 |
| Clinton | Superior | 8,395 |
| Daviess | All Courts | 34,224 |
| Dearborn | Superior | 58,795 |
| Decatur | Circuit | 7,736 |
| Decatur | Superior | 15,633 |
| Dekalb | All Courts | 41,892 |
| Delaware | Circuit I | 2,375 |
| Delaware | Muncie | 10,119 |
| Dubois | Circuit | 77,040 |
| Dubois | Superior | 17,118 |
| Elkhart | All Courts | 381,629 |
| Elkhart | Elkhart City | 87,404 |
| Elkhart | Goshen City | 14,761 |
| Floyd | Circuit | 34,618 |
| Floyd | Superior | 14,248 |
| Fountain | All Courts | 57,738 |
| Franklin | Circuit | 52,635 |
| Fulton | All Courts | 60,543 |
| Gibson | Superior | 8,735 |
| Grant | Marion City | 3,309 |
| Greene | All Courts | 27,684 |
| Hamilton | All Courts | 23,080 |
| Hamilton | Noblesville | 535 |
| Hancock | Circuit | 72,191 |
| Harrison | Circuit | 1,646 |
| Henry | All Courts | 52,670 |
| Howard | Circuit | 9,215 |
| Howard | Superior | 87,201 |
| Huntington | All Courts | 69,641 |
| Jay | All Courts | 45,920 |
| Jennings | Circuit | 21,080 |
| Johnson | All Courts | 4,764 |

2003 RESTITUTION

| County | Court | Amount |
|--------------|-------------------|--------------------|
| Johnson | Juvenile | 157,990 |
| Johnson | Greenwood | 6,215 |
| Knox | All Courts | 52,541 |
| Kosciusko | All Courts | 65,801 |
| LaGrange | Circuit | 16,237 |
| Lake | Superior Criminal | 342,360 |
| Lake | Superior 7 | 39,822 |
| Lake | Superior 8 | 49,483 |
| Lake | Superior 9 | 36,248 |
| Lake | Hammond City | 19,474 |
| Lake | Gary City | 800 |
| Lake | East Chicago | 3,624 |
| LaPorte | Circuit | 10,425 |
| LaPorte | Superior 4 | 108,913 |
| Marion | All Courts | 1,040,200 |
| Marshall | All Courts | 107,643 |
| Martin | Circuit | 23,404 |
| Monroe | Circuit | 173,710 |
| Montgomery | All Courts | 84,621 |
| Morgan | All Courts | 127,883 |
| Newton | All Courts | 124,020 |
| Noble | All Courts | 25,804 |
| Orange | All Courts | 20,947 |
| Owen | Circuit | 23,586 |
| Pike | Circuit | 17,894 |
| Porter | Juvenile | 5,440 |
| Porter | All Courts | 17,112 |
| Posey | Circuit | 24,296 |
| Posey | Superior | 43,055 |
| Randolph | All Courts | 17,839 |
| Ripley | All Courts | 85,408 |
| Rush | All Courts | 32,676 |
| St. Joseph | All Courts | 15,000 |
| St. Joseph | Probate | 33,509 |
| Shelby | All Courts | 117,624 |
| Starke | Circuit | 17,535 |
| Steuben | All Courts | 80,749 |
| Switzerland | Superior | 7,279 |
| Tipton | Circuit | 12,052 |
| Union | Circuit | 9,907 |
| Vanderburgh | Circuit | 128,560 |
| Vanderburgh | Superior | 124,480 |
| Vermillion | Circuit | 108,043 |
| Vigo | All Courts | 67,076 |
| Vigo | Juvenile | 2,997 |
| Warren | Circuit | 26,965 |
| Warrick | All Courts | 48,522 |
| Washington | All Courts | 39,305 |
| White | All Courts | 34,475 |
| TOTAL | | \$6,187,176 |

NUMBER OF PERSONS ON PROBATION SUPERVISION AS OF DECEMBER 31, 2003

| COUNTY | COURT | FELONS | MISDEMEANANTS | JUVENILES | TOTAL |
|-------------|----------------------|--------|---------------|-----------|-------|
| ADAMS | CIRCUIT AND SUPERIOR | 128 | 235 | 64 | 427 |
| ALLEN | CIRCUIT AND SUPERIOR | 2,611 | 2,798 | 1,467 | 6,876 |
| ALLEN | FAMILY RELATIONS | | 0 | 0 | 0 |
| BARTHOLOMEW | CIRCUIT AND SUPERIOR | 585 | 1,051 | 173 | 1,809 |
| BENTON | CIRCUIT | 73 | 172 | 50 | 295 |
| BLACKFORD | CIRCUIT AND SUPERIOR | 106 | 173 | 68 | 347 |
| BOONE | CIRCUIT | 39 | 81 | 60 | 180 |
| BOONE | SUPERIOR I | 64 | 76 | 0 | 140 |
| BOONE | SUPERIOR II | 264 | 461 | 0 | 725 |
| BROWN | CIRCUIT | 91 | 138 | 38 | 267 |
| CARROLL | CIRCUIT AND SUPERIOR | 93 | 527 | 47 | 667 |
| CASS | CIRCUIT AND SUPERIOR | 407 | 796 | 79 | 1,282 |
| CLARK | CIRCUIT | 165 | 10 | 0 | 175 |
| CLARK | SUPERIOR I | 102 | 4 | 1,975 | 2,081 |
| CLARK | SUPERIOR II | 403 | 122 | 0 | 525 |
| CLARK | JEFFERSONVILLE CITY | 0 | 654 | 0 | 654 |
| CLARK | CLARKSVILLE TOWN | 0 | 450 | 0 | 450 |
| CLAY | CIRCUIT AND SUPERIOR | 131 | 401 | 73 | 605 |
| CLINTON | CIRCUIT AND JUVENILE | 131 | 60 | 125 | 316 |
| CLINTON | SUPERIOR | 107 | 220 | 0 | 327 |
| CRAWFORD | CIRCUIT | 160 | 121 | 52 | 333 |
| DAVISS | CIRCUIT AND SUPERIOR | 208 | 422 | 98 | 728 |
| DEARBORN | CIRCUIT | 246 | 58 | 191 | 495 |
| DEARBORN | SUPERIOR | 488 | 634 | 0 | 1,122 |
| DECATUR | CIRCUIT | 76 | 91 | 55 | 222 |
| DECATUR | SUPERIOR | 69 | 292 | 0 | 361 |
| DEKALB | CIRCUIT | 85 | 12 | 71 | 168 |
| DEKALB | SUPERIOR | 144 | 450 | 0 | 594 |
| DELAWARE | CIRCUIT 1 | 135 | 7 | 336 | 478 |
| DELAWARE | CIRCUIT 2 | 72 | 6 | 0 | 78 |
| DELAWARE | CIRCUIT 3 | 83 | 6 | 0 | 89 |
| DELAWARE | CIRCUIT 4 | 245 | 163 | 0 | 408 |
| DELAWARE | CIRCUIT 5 | 214 | 80 | 0 | 294 |
| DELAWARE | MUNCIE CITY | 0 | 535 | 0 | 535 |
| DUBOIS | CIRCUIT | 68 | 90 | 111 | 269 |
| DUBOIS | SUPERIOR | 93 | 358 | 0 | 451 |
| ELKHART | CIRCUIT AND SUPERIOR | 1,730 | 1,257 | 825 | 3,812 |
| ELKHART | ELKHART CITY | 0 | 534 | 0 | 534 |
| ELKHART | GOSHEN CITY | 0 | 576 | 0 | 576 |
| FAYETTE | CIRCUIT AND SUPERIOR | 790 | 913 | 200 | 1,903 |
| FLOYD | CIRCUIT | 92 | 61 | 393 | 546 |
| FLOYD | SUPERIOR | 269 | 102 | 0 | 371 |
| FLOYD | COUNTY | 44 | 835 | 0 | 879 |
| FOUNTAIN | CIRCUIT AND SUPERIOR | 100 | 97 | 41 | 238 |
| FOUNTAIN | ATTICA CITY | 0 | 20 | 0 | 20 |
| FRANKLIN | CIRCUIT | 78 | 225 | 53 | 356 |
| FULTON | CIRCUIT | 51 | 25 | 24 | 100 |

NUMBER OF PERSONS ON PROBATION SUPERVISION AS OF DECEMBER 31, 2003

| COUNTY | COURT | FELONS | MISDEMEANANTS | JUVENILES | TOTAL |
|------------|----------------------|--------|---------------|-----------|-------|
| FULTON | SUPERIOR | 125 | 624 | 0 | 749 |
| GIBSON | CIRCUIT | 58 | 91 | 12 | 161 |
| GIBSON | SUPERIOR | 118 | 276 | 0 | 394 |
| GRANT | CIRCUIT | 178 | 22 | 0 | 200 |
| GRANT | SUPERIOR I | 172 | 6 | 0 | 178 |
| GRANT | SUPERIOR II | 110 | 7 | 345 | 462 |
| GRANT | SUPERIOR III | 284 | 313 | 0 | 597 |
| GRANT | GAS CITY | 3 | 285 | 0 | 288 |
| GRANT | MARION CITY | 0 | 255 | 0 | 255 |
| GREENE | CIRCUIT | 87 | 44 | 69 | 200 |
| GREENE | SUPERIOR | 54 | 173 | 0 | 227 |
| HAMILTON | CIRCUIT AND SUPERIOR | 727 | 2,637 | 293 | 3,657 |
| HAMILTON | NOBLESVILLE CITY | 0 | 23 | 0 | 23 |
| HANCOCK | ALL COURTS | 284 | 361 | 30 | 675 |
| HANCOCK | SUPERIOR II | 103 | 526 | 0 | 629 |
| HARRISON | CIRCUIT | 0 | 0 | 266 | 266 |
| HARRISON | SUPERIOR | 156 | 1,178 | 0 | 1,334 |
| HENDRICKS | CIRCUIT | 138 | 236 | 133 | 507 |
| HENDRICKS | SUPERIOR | 902 | 619 | 0 | 1,521 |
| HENDRICKS | PLAINFIELD TOWN | 0 | 96 | 0 | 96 |
| HENRY | ALL COURTS | 282 | 265 | 209 | 756 |
| HOWARD | ALL COURTS | 880 | 1,032 | 230 | 2,142 |
| HUNTINGTON | CIRCUIT | 15 | 0 | 309 | 324 |
| HUNTINGTON | SUPERIOR | 131 | 520 | 0 | 651 |
| JACKSON | ALL COURTS | 211 | 596 | 58 | 865 |
| JASPER | CIRCUIT AND SUPERIOR | 94 | 340 | 79 | 513 |
| JAY | CIRCUIT AND SUPERIOR | 127 | 158 | 44 | 329 |
| JEFFERSON | CIRCUIT AND SUPERIOR | 264 | 101 | 105 | 470 |
| JENNINGS | CIRCUIT | 253 | 35 | 217 | 505 |
| JENNINGS | SUPERIOR | 48 | 314 | 0 | 362 |
| JOHNSON | CIRCUIT | 157 | 233 | 74 | 464 |
| JOHNSON | SUPERIOR I | 602 | 313 | 0 | 915 |
| JOHNSON | SUPERIOR II | 351 | 450 | 0 | 801 |
| JOHNSON | SUPERIOR III | 318 | 315 | 0 | 633 |
| JOHNSON | FRANKLIN CITY | 0 | 13 | 0 | 13 |
| JOHNSON | GREENWOOD CITY | 0 | 271 | 0 | 271 |
| KNOX | CIRCUIT | 99 | 25 | 0 | 124 |
| KNOX | SUPERIOR I | 122 | 17 | 79 | 218 |
| KNOX | SUPERIOR II | 6 | 805 | 0 | 811 |
| KOSCIUSKO | CIRCUIT AND SUPERIOR | 496 | 334 | 116 | 946 |
| LAGRANGE | CIRCUIT | 162 | 115 | 143 | 420 |
| LAGRANGE | SUPERIOR | 2,516 | 307 | 0 | 2,823 |
| LAKE | COUNTY 1 | 51 | 850 | 0 | 901 |
| LAKE | COUNTY 2 | 125 | 2,772 | 0 | 2,897 |
| LAKE | COUNTY 3 | 125 | 972 | 0 | 1,097 |
| LAKE | COUNTY 4 | 19 | 450 | 0 | 469 |
| LAKE | SUPERIOR CRIMINAL | 1,582 | 720 | 0 | 2,302 |

NUMBER OF PERSONS ON PROBATION SUPERVISION AS OF DECEMBER 31, 2003

| COUNTY | COURT | FELONS | MISDEMEANANTS | JUVENILES | TOTAL |
|------------|-----------------------|--------|---------------|-----------|--------|
| LAKE | SUPERIOR JUVENILE | 0 | 0 | 4,223 | 4,223 |
| LAKE | EAST CHICAGO | 0 | 2,273 | 0 | 2,273 |
| LAKE | GARY CITY | 0 | 513 | 0 | 513 |
| LAKE | HAMMOND CITY | 0 | 204 | 0 | 204 |
| LAKE | HOBART CITY | 0 | 88 | 0 | 88 |
| LAKE | SHERERVILLE TOWN | 0 | 300 | 0 | 300 |
| LAKE | LOWELL | 0 | 172 | 0 | 172 |
| LAPORTE | CIRCUIT | 217 | 2 | 82 | 301 |
| LAPORTE | SUPERIOR I | 233 | 1 | 0 | 234 |
| LAPORTE | SUPERIOR II | 4 | 5 | 0 | 9 |
| LAPORTE | SUPERIOR III | 38 | 494 | 0 | 532 |
| LAPORTE | SUPERIOR IV | 56 | 481 | 0 | 537 |
| LAPORTE | MICHIGAN CITY | 0 | 0 | 81 | 81 |
| LAWRENCE | CIRCUIT | 142 | 31 | 235 | 408 |
| LAWRENCE | SUPERIOR I | 154 | 212 | 0 | 366 |
| LAWRENCE | SUPERIOR II | 277 | 361 | 0 | 638 |
| MADISON | CIRCUIT | 665 | 0 | 0 | 665 |
| MADISON | SUPERIOR | 999 | 1,469 | 516 | 2,984 |
| MADISON | UNIFIED | 0 | 0 | 0 | 0 |
| MADISON | ANDERSON CITY | 0 | 2,497 | 0 | 2,497 |
| MADISON | ELWOOD AND ALEXANDRIA | 0 | 624 | 0 | 624 |
| MARION | SUPERIOR JUVENILE | 0 | 0 | 2,477 | 2,477 |
| MARION | SUPERIOR CRIMINAL | 5,941 | 5,272 | 0 | 11,213 |
| MARSHALL | ALL COURTS | 334 | 1,126 | 117 | 1,577 |
| MARTIN | CIRCUIT | 65 | 64 | 34 | 163 |
| MIAMI | ALL COURTS | 556 | 1,055 | 124 | 1,735 |
| MONROE | ALL COURTS | 1,034 | 841 | 187 | 2,062 |
| MONTGOMERY | CIRCUIT AND SUPERIOR | 455 | 532 | 63 | 1,050 |
| MORGAN | ALL COURTS | 522 | 496 | 93 | 1,111 |
| NEWTON | CIRCUIT AND SUPERIOR | 123 | 259 | 162 | 544 |
| NOBLE | CIRCUIT AND SUPERIOR | 429 | 625 | 53 | 1,107 |
| OHIO | CIRCUIT | 15 | 0 | 25 | 40 |
| OHIO | SUPERIOR | 79 | 178 | 0 | 257 |
| ORANGE | CIRCUIT | 304 | 44 | 183 | 531 |
| ORANGE | SUPERIOR | 125 | 38 | 0 | 163 |
| OWEN | CIRCUIT | 135 | 168 | 49 | 352 |
| PARKE | ALL COURTS | 156 | 317 | 56 | 529 |
| PERRY | ALL COURTS | 229 | 312 | 31 | 572 |
| PIKE | ALL COURTS | 112 | 115 | 39 | 266 |
| PORTER | ALL COURTS | 1,209 | 4,221 | 401 | 5,831 |
| POSEY | CIRCUIT | 81 | 16 | 60 | 157 |
| POSEY | SUPERIOR | 44 | 248 | 0 | 292 |
| PULASKI | ALL COURTS | 118 | 107 | 43 | 268 |
| PUTNAM | ALL COURTS | 452 | 255 | 51 | 758 |
| RANDOLPH | CIRCUIT | 43 | 12 | 40 | 95 |
| RANDOLPH | SUPERIOR | 68 | 86 | 0 | 154 |
| RIPLEY | CIRCUIT | 72 | 0 | 59 | 131 |

NUMBER OF PERSONS ON PROBATION SUPERVISION AS OF DECEMBER 31, 2003

| COUNTY | COURT | FELONS | MISDEMEANANTS | JUVENILES | TOTAL |
|--------------|-------------|---------------|---------------|---------------|----------------|
| RIPLEY | SUPERIOR | 162 | 322 | 0 | 484 |
| RUSH | ALL COURTS | 105 | 175 | 33 | 313 |
| ST. JOSEPH | ALL COURTS | 1,602 | 158 | 0 | 1,760 |
| ST. JOSEPH | PROBATE | 0 | 0 | 1,222 | 1,222 |
| SCOTT | ALL COURTS | 477 | 391 | 157 | 1,025 |
| SHELBY | ALL COURTS | 687 | 491 | 274 | 1,452 |
| SPENCER | CIRCUIT | 72 | 163 | 92 | 327 |
| STARKE | CIRCUIT | 108 | 13 | 59 | 180 |
| STEUBEN | CIRCUIT | 73 | 59 | 80 | 212 |
| STEUBEN | SUPERIOR | 147 | 603 | 0 | 750 |
| SULLIVAN | ALL COURTS | 92 | 183 | 55 | 330 |
| SWITZERLAND | ALL COURTS | 117 | 94 | 41 | 252 |
| TIPPECANOE | ALL COURTS | 1,239 | 16 | 452 | 1,707 |
| TIPTON | ALL COURTS | 118 | 255 | 47 | 420 |
| UNION | CIRCUIT | 52 | 27 | 29 | 108 |
| VANDEBURGH | ALL COURTS | 1,222 | 274 | 0 | 1,496 |
| VANDEBURGH | JUVENILE | 0 | 0 | 365 | 365 |
| VERMILLION | CIRCUIT | 50 | 158 | 29 | 237 |
| VIGO | ALL COURTS | 625 | 347 | 0 | 972 |
| VIGO | JUVENILE | 0 | 0 | 319 | 319 |
| WABASH | CIRCUIT | 78 | 21 | 162 | 261 |
| WABASH | SUPERIOR | 26 | 385 | 0 | 411 |
| WARREN | CIRCUIT | 21 | 91 | 16 | 128 |
| WARRICK | CIRCUIT | 53 | 76 | 203 | 332 |
| WARRICK | SUPERIOR I | 75 | 240 | 0 | 315 |
| WARRICK | SUPERIOR II | 98 | 281 | 0 | 379 |
| WASHINGTON | ALL COURTS | 269 | 287 | 142 | 698 |
| WAYNE | ALL COURTS | 582 | 410 | 132 | 1,124 |
| WELLS | CIRCUIT | 85 | 19 | 68 | 172 |
| WELLS | SUPERIOR | 44 | 284 | 0 | 328 |
| WHITE | CIRCUIT | 0 | 0 | 94 | 94 |
| WHITE | SUPERIOR | 189 | 782 | 0 | 971 |
| WHITLEY | ALL COURTS | 233 | 130 | 60 | 423 |
| TOTAL | | 47,762 | 69,343 | 23,095 | 140,200 |