

# Indiana Judicial Service Report

HONORED TO SERVE

# 2021

**Judicial Year in Review**



# 2021

## INDIANA JUDICIAL SERVICE REPORT

---

### Judicial Year in Review



### The Supreme Court of Indiana

The Honorable Loretta H. Rush, Chief Justice  
The Honorable Steven H. David  
The Honorable Mark S. Massa  
The Honorable Geoffrey G. Slaughter  
The Honorable Christopher M. Goff

Justin P. Forkner, Chief Administrative Officer  
Office of Judicial Administration  
251 North Illinois St.  
Indianapolis, IN 46204  
317-232-2542

[courts.in.gov](http://courts.in.gov)

# ON THE COVER

---

## History of the Boone County Courthouse

Boone County, Indiana, became Indiana's 63rd county with the town of Jamestown serving as the initial county seat. Because it was more centrally located, Lebanon became the county seat in 1831 when the town was platted. A two-story log building became the first courthouse constructed on the courthouse square in Lebanon in 1833. This structure was replaced in 1840 by a small brick building. A more substantial Gothic-style courthouse was constructed in 1856 and would be used until 1909 when construction of the current courthouse began.

The building was completed in December 1911 and opened for business in January 1912. In a special ceremony, the courthouse was dedicated on July 4, 1912. The building was designed by architect Joseph T. Hutton of Hammond, Indiana, and constructed by Caldwell and Drake of Columbus, Indiana. It is a rectangular building measuring 105 feet wide, 142 feet long, and 120 feet high constructed of Indiana limestone and designed in the Neoclassical style of architecture.

There is a remarkably interesting fact about the location of the courthouse. The second principal meridian line passes directly through the center of the courthouse. This fact is noted in the courthouse by a marble tablet located in the interior of the building. The courthouse is thought to be the only public building in the world that is bisected by a principal meridian line.

The interior features a four-story open rotunda with the stained-glass dome overhead. The art glass dome is fifty-two feet in diameter covered by an octagon-shaped cupola, and it is the second largest dome of this type found in Indiana.

An additional outstanding feature of the interior of the courthouse are the eight limestone columns. These columns are 35 feet, 3 inches in height, and at the time that the building was built, these columns were thought to be tallest solid columns in the United States. The columns are inlaid with marble and are decorated using the scagliola technique, as well as the scagliola plaster. The plaster and this decorative technique bring out a richer color in the marble, more than natural stone alone. The courthouse was listed on the National Register of Historic Places in 1986.

*Front Cover: External Photo of Boone County Courthouse*

*Back Cover: Internal Photo of Boone County Courthouse*

*Photo Credit: Josh Hicks, Formerly of the Office of Communication Education & Outreach*

# TABLE OF CONTENTS

---

On the Cover .....	iii
History of the Boone County Courthouse .....	iii
TABLE of Contents .....	iv
Introduction .....	1
Overview .....	2
Trends & Highlights: New Filings .....	2
Trends & Highlights: Dispositions .....	3
2021 Fiscal Highlights .....	4
Appointed Judicial Officers .....	13
Senior Judge Program .....	18
Special Judges .....	19
Court Reporter Services .....	21
2021 Financial Report of Trial Courts .....	26
Fiscal Report of Indiana Trial Courts (Overview) .....	27
Expenditures .....	28
Expenditures by All Courts .....	29
Special Notes on Expenditures for Probation Services & Juvenile Detention Centers ..	31
Special Note on Expenditures for Criminal Indigent Expenses .....	33
Revenue .....	35
Distribution of Revenue .....	66
2021 Indiana Trial Courts Report on Caseload Statistics .....	69
Summary of Caseload Reports .....	70
Case Types and Abbreviations .....	78
Court Services Information .....	79
Comparison of Cases from 2012-2021 .....	81
Summary of 2021 New Filings by General Case Type .....	93
Cases in which Pauper Counsel was Appointed .....	100
2021 Method of Case Disposition .....	103
Statistical Trends .....	110
Additional Judicial Branch Reports .....	124
Indiana Supreme Court Annual Reports .....	124
Indiana Court of Appeals Reports .....	124
Indiana Tax Court Reports .....	124

# INTRODUCTION

---


The Indiana Judicial Service Report is an annual publication that compiles statistical data on the workload and finances of the Indiana judicial system. This report covers calendar year 2021 (CY 2021), with the exception of the Indiana Supreme Court data and certain state fiscal information, which are reported on a state fiscal year from July 1, 2020, through June 30, 2021 (SFY 2021). The Indiana Supreme Court's Indiana Office of Court Services (IOCS) publishes this report. The Indiana Judicial Service Report has been published every year since 1976.

The Judicial Year in Review includes data regarding the operation of Indiana's courts. Excerpted statistical information and earlier reports are found on the Indiana courts website at [courts.in.gov](https://courts.in.gov).

The statistical information published in this report was compiled from Quarterly Case Status Reports (QCSR) filed with IOCS by each trial court. All trial courts annually file a summary report on court revenue and a report on court expenditures and budget. The administrative offices of the appellate courts compile and publish their own caseload reports. Links to these reports are provided on page 124 of this report. Fiscal data for the state is obtained from the annual report of the Auditor of the State of Indiana.

This report is not an exact accounting of funds or of every judicial decision. It is based on aggregate summary data and presents an overview of the workload and functioning of the Indiana judiciary. It is intended to be used by trial judges to monitor caseloads in their respective courts; by trial judges and county councils in the budgeting process; by the General Assembly and its committees in legislative deliberations; by IOCS in its support of judicial administrative activities; and by the Indiana Supreme Court in meeting its responsibility to foster the administration of justice. Additionally, the information detailed in this report provides a factual basis for long-term judicial planning in the State of Indiana.

This report would not be possible without the diligent work of hundreds of Indiana judges, court employees, and clerks who ensure access to justice and serve the citizens of Indiana. IOCS is grateful for all their assistance in publishing the Indiana Judicial Service Report each year.



Loretta H. Rush  
Chief Justice of Indiana



Justin P. Forkner  
Chief Administrative Officer



Mary Kay Hudson  
IOCS Executive Director

# OVERVIEW

---

## Trends & Highlights: New Filings

The following information highlights new case filing statistics for Courts of Record and City and Town Courts in calendar year (CY) 2021.

### Courts of Record

In CY 2021, 908,994 new cases were filed, representing an increase of 8.3% from the previous year. The number of new cases filed in CY 2021 is 26.8% less than the number of cases filed in 2012. Of the total new cases filed, 88.4% were filed in Courts of Record.<sup>1</sup> Criminal cases represent 26.2% of total cases filed in CY 2021.<sup>2</sup> Infractions and Ordinance Violations constitute 25.8% of total cases filed in Courts of Record.

Between CY 2020 and CY 2021 of the cases filed in Courts of Record:

- Criminal case filings increased 4.11%
- Infraction and Ordinance Violations case filings increased 14.4%
- Juvenile<sup>3</sup> case filings decreased 2.78%
- Mortgage Foreclosure case filings decreased 30.7%

Three case types represent the largest numbers in case filings statewide:

Case Type	Filings
Infractions	298,418
Criminal Misdemeanors	111,514
Civil Collections	80,895

---

<sup>1</sup> A Court of Record is a trial or appellate court in which a record of the proceedings is captured and preserved for the possibility of an appeal. Circuit, Superior, and Probate Courts are considered Courts of Record in Indiana, and as of July 1, 2018, Marion County Small Claims courts became Courts of Record.

<sup>2</sup> The Criminal category consists of the following case types: Murder, Felony, Class A Felony, Class B Felony, Class C Felony, Class D Felony, Level 1 Felony, Level 2 Felony, Level 3 Felony, Level 4 Felony, Level 5 Felony, Level 6 Felony, Misdemeanor, Post-Conviction Relief, and Miscellaneous Criminal.

<sup>3</sup>The Juvenile category consists of the following case types: CHINS, Delinquency, Status, Paternity, Juvenile Miscellaneous, Term. Parental Rights, Protection Orders.

## City and Town Courts

The 118,503 new cases filed in City and Town Courts represent an increase of 6.9% over the previous year. The number of new cases filed in City and Town Courts in 2021 is also 68.9% less than the number filed in 2012.

## Trends & Highlights: Dispositions

Indiana courts disposed of 1,027,403 cases in 2021, which represents a 12.1% increase from the previous year. The number of cases disposed in all Indiana courts in 2021 is 34.1% less than the number disposed in 2012. Criminal cases represent 24.7% of the total cases disposed in 2021.

## Courts of Record

Between CY 2020 and CY 2021 of the cases disposed in Courts of Record:

- Criminal case dispositions increased 14.7%
- Infraction and Ordinance Violations case dispositions increased 8.98%
- Juvenile case dispositions decreased 0.3%
- Mortgage Foreclosure case dispositions decreased 35%

Three case types represent the largest number of dispositions statewide:

Case Type	Dispositions
Infractions	298,646
Misdemeanors	113,828
Small Claims	99,400

More on all court caseload statistical trends can be found in the [Caseload Statistics](#) section of this report.

## 2021 Fiscal Highlights

Indiana's trial courts are funded primarily through county general revenue, with a substantial portion coming from local property taxes. State general fund revenues finance full-time judge and magistrate salaries in the circuit, superior, and probate courts, appellate level courts, and help defray some of the expenses associated with indigent criminal defense, guardian *ad litem* services for abused and neglected children, court interpreter services, unrepresented litigant support, civil legal aid, family courts, pretrial services, and problem-solving courts. City and town municipal funds pay for their respective city and town courts, while the townships in Marion County (the most populous Indiana county) fund the nine Marion County Small Claims Courts.

The state spent \$170,326,392 during FY 2021 on the operation of the judicial system. In CY 2021, counties spent \$338,766,064; cities, towns, and townships spent \$19,735,488 on their respective courts, for a total annual expenditure of \$528,827,944.

All courts in the state, including city courts, town courts, and Marion County Small Claims courts, generated a total of \$141,103,551 in revenue, specifically from fines, costs, and fees during CY 2021. Of that amount, \$74,404,963 (53%) went to state-level funds and \$57,441,027 (41%) went to a variety of county-level funds. The remaining \$9,257,561 (6%) went to various local funds. An additional \$763,119 was generated by Marion County Small Claims Courts and paid to constables for service of process in CY 2021.

An extensive overview of expenditures and revenue, including fines, costs, fees, and the distribution of revenue generated can be found in the [Financial Report of Trial Courts](#) section of this volume.



## Indiana Judicial System State Funded Expenditures (FY 2021)

	Personnel Services And Fringe Benefits	Utilities	Contractual Services	Materials, Parts & Supplies	Capital Costs	Distributions to Other Local Governments	Grants	Social Service Payments	Administrative & Operating Expenses	Total Disbursements*
Indiana Supreme Court	\$13,290,172	\$3,037	\$3,184,304	\$230,094	-\$46,211	\$0	\$1,383,682	\$0	\$1,309,158	<b>\$19,354,236</b>
Indiana Tax Court	\$672,914	\$4,599	\$7,763	\$12,750	\$0	\$0	\$0	\$0	\$114,323	<b>\$812,349</b>
Indiana Court of Appeals	\$11,668,813	\$69,966	\$620,675	\$157,517	\$195,161	\$0	\$0	\$0	\$522,207	<b>\$13,234,339</b>
Judges County Courts	\$76,999,669	\$0	\$0	\$0	\$0	\$0	\$0	\$0	\$0	<b>\$76,999,669</b>
County Prosecutors Salaries	\$26,018,714	\$0	\$0	\$0	\$0	\$0	\$0	\$0	\$0	<b>\$26,018,714</b>
Special Judges - County Courts	\$0	\$0	\$0	\$0	\$0	\$0	\$0	\$0	\$56,059	<b>\$56,059</b>
Trial Court Operations	\$0	\$0	\$458	\$0	\$0	\$0	\$1,096,011	\$0	\$333,772	<b>\$1,430,240</b>
Comm On Race & Gender Fairness	\$3,743	\$0	\$104,046	\$535	\$0	\$0	\$189,024	\$0	\$6,623	<b>\$303,972</b>
Interstate Compact for Adult Offenders	\$194,124	\$0	\$0	\$0	\$0	\$0	\$0	\$0	\$42,056	<b>\$236,180</b>
Adult Guardianship	\$230,784	\$0	\$106,753	\$0	\$0	\$0	\$1,236,402	\$0	\$1,180	<b>\$1,575,119</b>
Probation Officers Training	\$568,334	\$0	\$100,087	\$491	\$3,456	\$0	\$3,500	\$0	\$3,811	<b>\$679,679</b>
Supreme Court IV-D	\$0	\$0	\$0	\$0	\$0	\$0	\$1,950,000	\$0	\$0	<b>\$1,950,000</b>
In Conf for Legal Ed Opportunity	\$55,200	\$0	\$333,850	\$0	\$0	\$0	\$397,700	\$0	\$0	<b>\$786,750</b>
Civil Legal Aid Fund	\$0	\$0	\$0	\$0	\$0	\$0	\$1,500,000	\$0	\$0	<b>\$1,500,000</b>
Veterans Problem-Solving Court	\$0	\$0	\$0	\$0	\$0	\$0	\$504,099	\$0	\$0	<b>\$504,099</b>
Judicial Branch Ins. Adjust Acct	\$485,436	\$0	\$0	\$0	\$0	\$0	\$0	\$0	\$0	<b>\$485,436</b>
Guardian Ad Litem	\$0	\$0	\$177,714	\$80	\$0	\$0	\$6,621,993	\$0	-\$5,212	<b>\$6,794,575</b>
Drug and Alcohol Programs Fund	\$0	\$0	\$0	\$0	\$0	\$0	\$330,584	\$0	\$110	<b>\$330,695</b>
Disciplinary Commission	\$1,965,535	\$584	\$275	\$2,014	\$0	\$0	\$0	\$0	\$36,742	<b>\$2,005,150</b>
Attorney Services	\$0	\$0	\$1,283	\$430	\$0	\$0	\$0	\$0	\$0	<b>\$1,713</b>

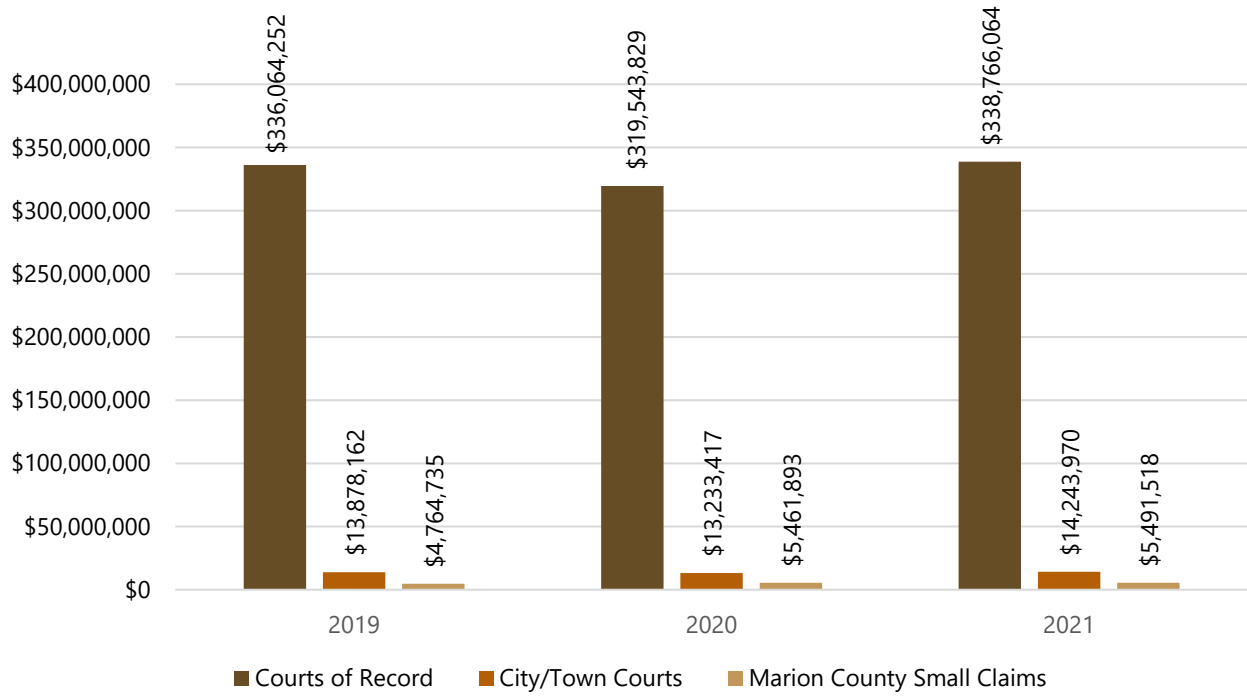
	Personnel Services And Fringe Benefits	Utilities	Contractual Services	Materials, Parts & Supplies	Capital Costs	Distributions to Other Local Governments	Grants	Social Service Payments	Administrative & Operating Expenses	Total Disbursements*
ACE Admin and Cont. in Education	\$232,089	\$0	\$42,275	\$14,717	\$0	\$0	\$0	\$0	\$47,540	<b>\$336,621</b>
Supreme Court Third Party Gran	\$0	\$0	\$50,000	\$0	\$0	\$0	\$0	\$0	\$0	<b>\$50,000</b>
Judges and Lawyers Assist Comm	\$8	\$0	\$7,532	\$4,289	\$0	\$0	\$0	\$0	\$52,318	<b>\$64,147</b>
Title IV-D Reimbursement Fund	\$0	\$0	\$0	\$0	\$0	\$0	\$261,179	\$0	\$0	<b>\$261,179</b>
Judicial Tech & Automation Project	\$517,970	\$0	\$542,450	\$0	\$0	\$0	\$0	\$0	\$0	<b>\$1,060,420</b>
GAL/CASA Conference Account	\$0	\$0	\$0	\$194	\$0	\$0	\$0	\$0	\$0	<b>\$194</b>
Interpreter Training	\$0	\$0	\$0	\$0	\$0	\$0	\$19,558	\$0	\$0	<b>\$19,558</b>
Diversity Summit	\$0	\$0	\$100	\$0	\$0	\$0	\$0	\$0	\$0	<b>\$100</b>
Mortgage Foreclosure Fund	\$0	\$0	\$15,172	\$0	\$0	\$0	\$0	\$0	\$13	<b>\$15,186</b>
Indiana Court Technology	\$6,138,186	\$184,078	\$6,263,481	\$510,889	\$78,233	\$0	\$0	\$0	\$285,148	<b>\$13,460,014</b>
<b>Total</b>	<b>\$139,041,691</b>	<b>\$262,264</b>	<b>\$11,558,218</b>	<b>\$934,000</b>	<b>\$230,639</b>	<b>\$0</b>	<b>\$15,493,731</b>	<b>\$0</b>	<b>\$2,805,849</b>	<b>\$170,326,392</b>

## Summary of 2021 Expenditures

<b>Expenditures</b>	<b>State*(FY 2020-2021)</b>	<b>County**</b>	<b>City/Town</b>	<b>Township</b>	<b>Total</b>
Personnel Salaries and Fringe Benefits	\$139,041,691	\$269,257,736	\$12,321,614	\$4,692,171	<b>\$425,313,212</b>
Professional Services and Charges	\$0	\$63,033,329	\$1,628,523	\$577,363	<b>\$65,239,215</b>
Capital Costs	\$230,639	\$3,063,823	\$62,428	\$110,221	<b>\$3,467,111</b>
Service by Contract	\$11,558,218	\$0	\$0	\$0	<b>\$11,558,218</b>
Materials, Parts & Supplies	\$934,000	\$3,411,176	\$231,405	\$111,763	<b>\$4,688,344</b>
Utilities	\$262,264	\$0	\$0	\$0	<b>\$262,264</b>
Grants/Other Local Gov. Distributions Social Service Payments	\$15,493,731	\$0	\$0	\$0	<b>\$15,493,731</b>
Total Operating	\$0	\$0	\$0	\$0	<b>\$0</b>
Administrative & Operating Expenses	\$2,805,849	\$0	\$0	\$0	<b>\$2,805,849</b>
<b>Total Expenditures</b>	<b>\$170,326,392</b>	<b>\$338,766,064</b>	<b>\$14,243,970</b>	<b>\$5,491,518</b>	<b>\$528,827,944</b>

*\*State information provided by Annual Report of State Auditor. \*\*County in this chart refers to Circuit, Superior, and Probate Courts. Line items "Grants," "Distributions to Other Local Governments" and "Social Service Payments" from the State Auditor's report are combined into one total for the 2021 summary chart of expenditures.*

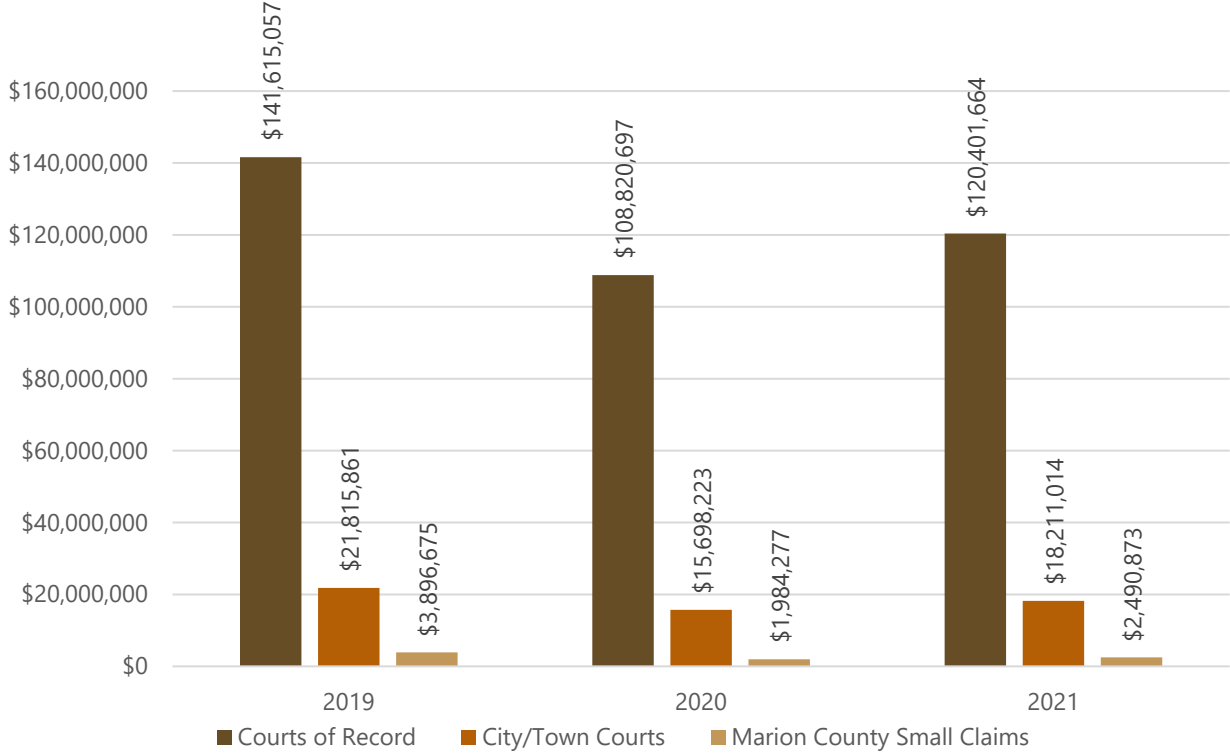
# Expenditures for Courts of Record, City/Town Courts, and Marion County Small Claims Courts in CY 2021



## Summary of Revenues

<b>Revenues Generated by All Courts (CY 2021)</b>	<b>Circuit, Superior, and Probate Courts</b>	<b>City and Town</b>	<b>Marion County Small Claims</b>	<b>Grand Total</b>
<b>State Level Funds</b>				
To General Fund	\$48,763,849	\$7,256,238	\$514,845	<b>\$56,534,932</b>
To User Funds	\$10,977,765	\$1,554,475	\$534,888	<b>\$13,067,128</b>
To Special Funds	\$3,927,779	\$821,634	\$53,490	<b>\$4,802,903</b>
Total to State Funds	\$63,669,393	\$9,632,347	\$1,103,223	<b>\$74,404,963</b>
<b>County Level Funds</b>				
To General Fund	\$15,055,491	\$1,410,624	\$0	<b>\$16,466,115</b>
To User Funds	\$19,865	\$0	\$0	<b>\$19,865</b>
To Special Funds	\$39,356,130	\$1,465,193	\$133,724	<b>\$40,955,047</b>
Total to County Funds	\$54,431,486	\$2,875,817	\$133,724	<b>\$57,441,027</b>
<b>Local Level Funds</b>				
To General Fund	\$2,092,373	\$2,793,763	\$1,200,267	<b>\$6,086,403</b>
To User Funds	\$0	\$367	\$0	<b>\$367</b>
To Special Funds	\$208,412	\$2,908,720	\$53,659	<b>\$3,170,791</b>
Total to Local Funds	\$2,300,785	\$5,702,850	\$1,253,926	<b>\$9,257,561</b>
<b>Total Generated Funds</b>	<b>\$120,401,664</b>	<b>\$18,211,014</b>	<b>\$2,490,873</b>	<b>\$141,103,551</b>
<b>Others</b>				
To Marion County Township Constables for Personal Service or Certified Mail			\$763,119	<b>\$763,119</b>

# Court Generated Revenue for CY 2021



## Financial Comparison of Indiana's Judicial System

Years	Expenditures				Revenues			
	State	County	City, Town & Township	Total	For State Funds	For County Funds	For Local Funds	Total
FY '08-'09	\$137,545,752							
CY' 2009		\$245,283,348	\$16,683,708	\$399,512,808	\$116,564,668	\$96,295,554	\$17,507,841	\$230,368,063
FY '09-'10	\$132,167,046							
CY' 2010		\$244,409,818	\$16,756,441	\$393,333,305	\$120,759,354	\$93,474,316	\$18,422,382	\$232,656,052
FY '10-'11	\$130,687,696							
CY' 2011		\$245,127,414	\$16,685,328	\$392,500,438	\$108,232,773	\$86,693,318	\$16,925,474	\$211,851,565
FY '11-'12	\$123,404,206							
CY' 2012		\$246,393,037	\$16,974,777	\$386,772,020	\$103,337,052	\$85,643,385	\$16,721,156	\$205,701,593
FY '12-'13	\$133,429,682							
CY' 2013		\$286,525,439	\$18,734,495	\$438,689,616	\$96,078,443	\$83,580,775	\$15,135,903	\$194,795,121
FY '13 -'14	\$141,485,332							
CY' 2014		\$298,904,950	\$19,194,894	\$459,585,176	\$86,164,355	\$73,913,837	\$13,523,648	\$173,601,840
FY '14 -'15	\$149,968,739							
CY' 2015		\$304,283,329	\$19,283,819	\$473,535,887	\$88,680,759	\$70,625,340	\$15,712,921	\$175,019,020
FY '15 -'16	\$143,984,488							
CY' 2016		\$276,325,929	\$19,636,226	\$439,946,643	\$90,040,604	\$69,201,839	\$14,327,986	\$173,570,429
FY '16 -'17	\$160,549,502							
CY' 2017		\$290,565,879	\$19,791,171	\$470,906,552	\$90,258,721	\$65,951,685	\$14,084,077	\$170,294,483
FY '17 -'18	\$154,944,714							
CY' 2018		\$294,454,581	\$19,546,792	\$468,946,087	\$90,911,976	\$66,334,189	\$13,196,779	\$170,442,944
FY '18 -'19	\$157,997,034							
CY' 2019		\$336,064,252	\$18,642,897	\$512,704,183	\$89,037,810	\$66,965,676	\$11,324,107	\$167,327,593
FY '19 -'20	\$173,515,263							
CY' 2020		\$319,543,829	\$18,695,310	\$511,754,402	\$66,874,099	\$51,474,193	\$8,154,905	\$126,503,197
FY '20 - '21	\$170,326,392							
CY' 2021		\$338,766,064	\$19,735,488	\$528,827,944	\$74,404,963	\$57,441,027	\$9,257,561	\$141,103,551

\*State expenditure information provided by Annual Report of State Auditor. County expenditures in this chart refers to Circuit, Superior, and Probate Courts.

FY - Refers to Fiscal Year

CY - Refers to Calendar Year

## Grant Disbursements

The Indiana Supreme Court makes grant opportunities available each year to assist Indiana Courts and justice partners in funding upgrades to operations, innovative justice initiatives, scholarships and more. Grant administration within IOCS is primarily performed by staff within the Education, Justice Services, and Children and Families divisions. These divisions are currently responsible for the management and oversight of over 15 different grants and scholarships.

During the 2021 calendar year, the Indiana Supreme Court awarded \$17.1 million in state funded grants and scholarships. Of the \$17.1 million in payments made, \$12.6 million in funding went to 88 of Indiana's 92 counties. The remaining \$4.5 million was granted to a variety of non-profit organizations and higher education institutions in Indiana.

<b>Division</b>	<b>Grant Type</b>	<b>Grant Payments</b>
Attorney Services	Applied Professionalism Grant	<b>\$5,850</b>
Education	Education Scholarships	<b>\$30,108</b>
Justice Services	Court Alcohol and Drug Program Grants	<b>\$7,892</b>
Justice Services	Court Alcohol and Drug and Program Scholarships	<b>\$2,409</b>
Justice Services	Family Recovery Court Grants	<b>\$295,346</b>
Justice Services	Pretrial Grants	<b>\$1,392,428</b>
Justice Services	Problem Solving Court Grants	<b>\$623,253</b>
Justice Services	Veterans Court Grants	<b>\$597,811</b>
Division of Children and Families	Civil Legal Aid Grants	<b>\$3,770,058</b>
Division of Children and Families	Commercial Court Grants	<b>\$267,893</b>
Division of Children and Families	Court Interpreter Grants	<b>\$1,176,091</b>
Division of Children and Families	Court Reform Grants	<b>\$291,333</b>
Division of Children and Families	Family Court Grants	<b>\$72,319</b>
Division of Children and Families	Guardian Ad Litem/Court Appointed Special Advocates Grants	<b>\$6,593,053</b>
Division of Children and Families	Indiana Conference for Legal Education Opportunity Grants/Scholarships	<b>\$753,900</b>
Division of Children and Families	Volunteer Advocates for Seniors or Incapacitated Adults Grants	<b>\$1,289,102</b>
<b>Total Grants</b>		<b>\$17,168,844</b>



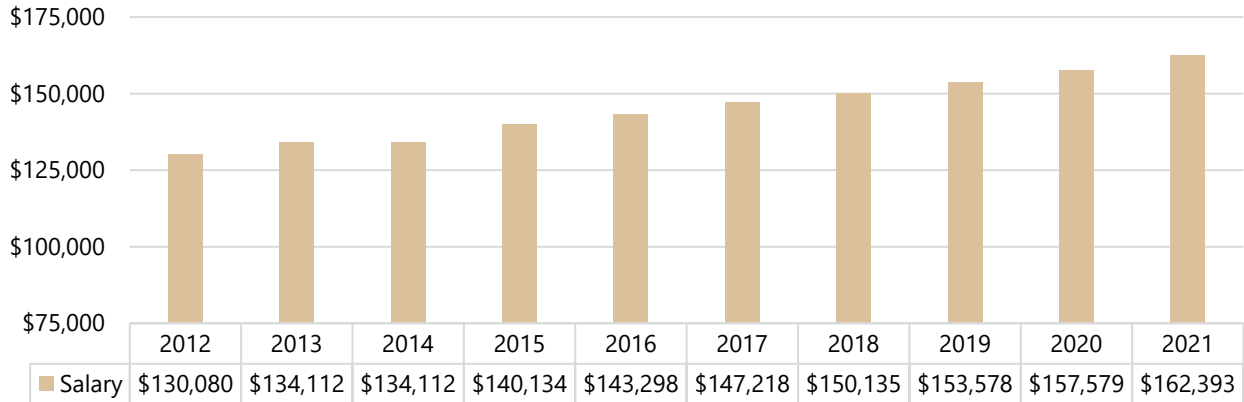
# Appointed Judicial Officers

Appointed judicial officers, including magistrates, commissioners, and referees, assist with managing a trial court's caseload. Frequently, courts share appointed judicial officers based on case types, caseload, extended absences, etc. Appointed judicial officers are considered "regularly assigned" judicial officers and are included when IOCS compiles the [Weighted Caseload Report](#). The following describes each type of appointed officer:

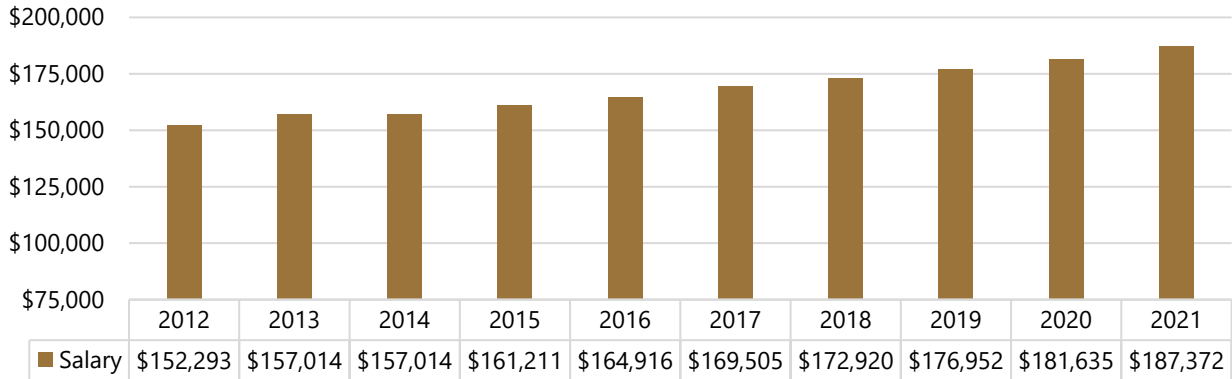
- **Magistrates:** Magistrates are full-time employees who serve in one or more courts. A magistrate is an attorney appointed by the county judges, but the position is authorized and paid by the state. A magistrate has most of the authority of a judge; however, they cannot issue judicial mandates. Juvenile court magistrates may be appointed in judicial circuits with a population of at least 50,000. A juvenile court magistrate is paid by both the state and the county.
- **Commissioners/Master Commissioners:** Commissioners/Master Commissioners generally have the same jurisdiction as magistrates but are paid by the county. The presiding judge must countersign all final appealable orders. All counties with a voting population over 7,000 may appoint a probate commissioner (Ind. Code § 29-2-2-1).
- **Referees:** A referee is appointed by a circuit or superior court judge, serves at the pleasure of the judge, and performs the duties assigned by the judge. Referees are appointed to serve in various courts including special courts such as domestic relations courts (Ind. Code § 31-12-1-9), certain juvenile courts (Ind. Code § 31-31-3-6), and small claims divisions of superior and circuit courts (Ind. Code § 33-29-3-3). Based on assignments, referees make ruling recommendations to the presiding judge but do not enter rulings independently. Some small claims referees are paid by the state, but most referees are paid by the county.

# Judicial Salaries 2012-2021

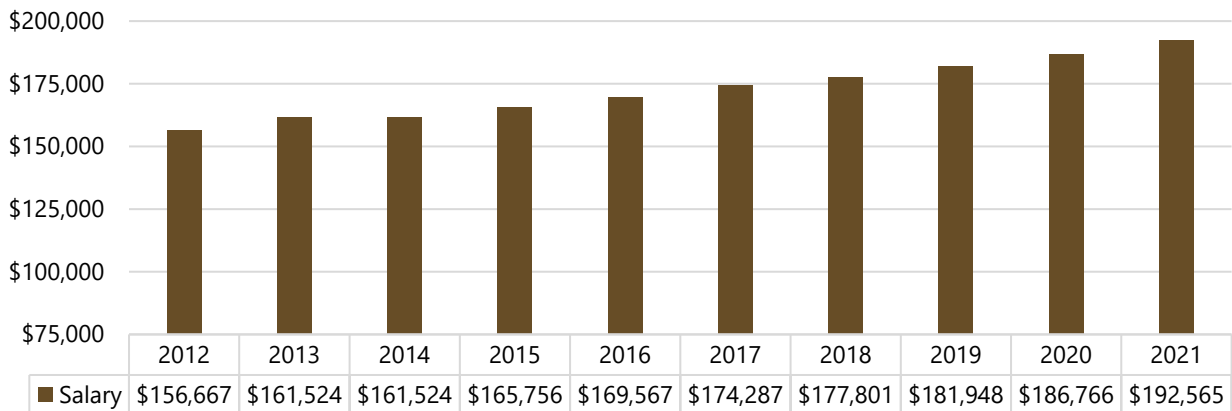
## Trial Court Salaries



## Court of Appeals and Tax Court Salaries



## Indiana Supreme Court Salaries



# Total Judicial Officer Positions and County Population \*

As of December 2021

County	Judges	Magistrate	Juv. Magistrate	Comm./Referee Full - Time	Comm./Referee Part-Time	Small Claims Court Judges	Total Count of Record Officers	City Court Judges	Town Court Judges	Total City and Town Court Judges	Population as of July 1, 2021
Adams	2						2			0	35,961
Allen	10	9	4				23			0	388,608
Bartholomew	3	1			1		5			0	82,475
Benton	1						1			0	8,714
Blackford	2						2			0	12,091
Boone	3		1		1		5		2	2	73,052
Brown	1	1					2			0	15,552
Carroll	2						2	1		1	20,444
Cass	3						3			0	37,563
Clark	6	4					10		1	1	122,738
Clay	2						2			0	26,410
Clinton	2						2	1		1	33,065
Crawford	1						1			0	10,514
Daviess	2				1		3			0	33,397
*Dearborn	2.5	0.5					3	1		1	50,816
Decatur	2	1	1				4			0	26,320
DeKalb	3						3	1		1	43,333
Delaware	5		1	1			7	1		1	111,871
Dubois	2						2			0	43,549
Elkhart	7	2	1	1			11	3		3	206,921
Fayette	2						2			0	23,360
Floyd	4	1					5			0	80,454
Fountain	1						1	1		1	16,427
Franklin	2						2			0	22,842
Fulton	2						2			0	20,386
Gibson	2	1					3			0	32,924
Grant	4		1				5	2		2	66,263
Greene	2	1					3			0	30,786
Hamilton	7	4					11	3		3	356,650
Hancock	3	1					4			0	81,789

County	Judges	Magistrate	Juv. Magistrate	Comm./Referee Full - Time	Comm./Referee Part-Time	Small Claims Court Judges	Total Count of Record Officers	City Court Judges	Town Court Judges	Total City and Town Court Judges	Population as of July 1, 2021
Harrison	2			1			3			0	39,761
Hendricks	6	2					8		3	3	179,355
Henry	3			1			4	1		1	48,935
Howard	5	1			1		7			0	83,687
Huntington	2	1		1			4			0	36,717
Jackson	3				1		4			0	46,067
Jasper	2						2			0	33,091
Jay	2						2	1		1	20,248
Jefferson	2	1					3			0	33,141
Jennings	2	1					2			0	27,409
Johnson	5	1	1				7	2		2	164,298
Knox	3	1					4	1		1	35,956
Kosciusko	5						5			0	80,106
LaGrange	2						2			0	40,524
Lake	17	10	6	5	2		40	5	3	8	498,558
LaPorte	5	2	1				8			0	112,390
Lawrence	3			1			4			0	45,070
Madison	6	2		4	1		13	2	2	4	130,782
Marion	37	29	16	4	1	9	96	1	1	2	971,102
Marshall	4						4			0	46,121
Martin	1						1			0	9,780
Miami	3						3	1		1	36,081
Monroe	9			1			10			0	139,875
Montgomery	3						3			0	38,063
Morgan	4	1					5	1	1	2	72,206
Newton	2						2			0	13,808
Noble	3						3			0	47,227
*Ohio	0.5	0.5					1			0	5,978
Orange	2						2			0	19,830
Owen	2						2			0	21,446
Parke	1						1			0	16,407
Perry	1	1					2			0	19,316

County	Judges	Magistrate	Juv. Magistrate	Comm./Referee Full -Time	Comm./Referee Part-Time	Small Claims Court Judges	Total Count of Record Officers	City Court Judges	Town Court Judges	Total City and Town Court Judges	Population as of July 1, 2021
Pike	1				1		2			0	12,144
Porter	6	3		1			10			0	174,243
Posey	2						2			0	25,116
Pulaski	2						2			0	12,339
Putnam	2	1			1		4			0	36,979
Randolph	2						2	2		2	24,387
Ripley	2						2	1		1	29,081
Rush	2						2			0	16,672
St. Joseph	10	10		1			21		1	1	272,212
Scott	2	1			1		4			0	24,355
Shelby	3	1					4			0	45,039
Spencer	1			1			2			0	19,798
Starke	1	1					2	1		1	23,372
Steuben	2	1					3		1	1	34,632
Sullivan	2						2			0	20,758
Switzerland	1						1			0	9,790
Tippecanoe	8	1	1	1			11	1		1	187,076
Tipton	1						1			0	15,372
Union	1						1			0	7,047
Vanderburgh	8	8	1	1	1		19			0	179,987
Vermillion	1						1	1		1	15,341
*Vigo	6		1	1			8	1		1	105,994
Wabash	2						2	1		1	30,816
Warren	1						1			0	8,475
Warrick	3	1					4			0	64,514
Washington	2						2			0	28,102
Wayne	4		1	1			6		1	1	66,456
Wells	2						2	1		1	28,197
White	2						2			0	24,651
Whitley	2						2			0	34,430
<b>Total</b>	<b>322</b>	<b>108</b>	<b>37</b>	<b>27</b>	<b>13</b>	<b>9</b>	<b>516</b>	<b>38</b>	<b>16</b>	<b>54</b>	<b>6,805,985</b>

Indiana's estimated population figures were provided by [Indiana Public Data Utility](#).

\*Judge for Vigo Circuit and Superior Court 3 counted as one. \*Dearborn Circuit Court and Ohio Circuit Court share a Judge and a Magistrate

# Senior Judge Program

The Senior Judge Program consists of a pool of retired judges who have been certified by the Judicial Qualifications Commission as meeting the senior judge requirements found in Ind. Administrative Rule 5(B)(3). In 2021, 107 senior judges provided services to trial courts, delivering services equivalent to that of 30 full-time elected or regularly assigned judicial officers.

Senior judges provide judicial services at a lower cost than that of an elected or regularly assigned judicial officer and aid the judiciary by serving as judges and performing other tasks to assist the judiciary in managing caseloads and enabling cases to be processed more efficiently. Six senior judges served the Appellate Court, and one served the Tax Court.

<b>Trial Court Senior Judges</b>	
Total Number of Trial Court Senior Judges	107
Number of Trial Court Senior Judges Receiving Benefits (Whole or Partial)	92
Total Trial Court Senior Judge Benefits Cost	\$941,645
Days of Service by Senior Judges in Trial Courts	4,889
Total Cost for Trial Court Senior Judges Per Diem and Benefits	\$1,951,775
<b>Court of Appeals and Tax Court Senior Judges</b>	
Total Number of Court of Appeals and Tax Court Senior Judges	6
Days of Service by Appellate Court Senior Judges	296
Total Cost of Court of Appeals and Tax Court Senior Judges Per Diem and Benefits	\$135,696
<b>Additional Senior Judge Information</b>	
Senior Judge Time Equivalent to Judicial Officers	30
Additional costs - travel reimbursements	\$80,554
Total cost of Senior Judge Program	\$2,168,025
Average cost of Salary and Benefits of Regular Trial Court Judge	\$189,511
*Equivalent cost of 30 full-time Trial Court Judges	\$5,685,330

*\*Senior Judge Time Equivalent to Judicial Officers multiplied by Average cost of Salary and Benefits of Regular Trial Court Judge (30 x \$189,511)*

## Historical Information Regarding Senior Judge Service

	2014	2015	2016	2017	2018	2019	2020	2021
Senior Judge Days Served	3,466	3,990	3,769	4,035	3,811	4,360	3,331	5,186
Hours Per Day	7.5	7.5	7.5	7.5	7.5	7.5	7.5	7.5
Total Hours Served by Senior Judges	25,994	29,924	28,274	30,264	28,583	32,706	24,986	38,900
Weighted Caseload Case-Related Hours Available Per Judicial Officer	1,344	1,344	1,344	1,344	1,295	1,295	1,295	1,295
Senior Judge Time Equivalent to Judicial Officers	19	22	21	23	22	24	19	30
Cost of Senior Judge Performing Work Equivalent to One Regular Judicial Officer	\$57,106	\$60,884	\$58,431	\$63,080	\$71,112	\$69,647	\$70,962	\$67,658
*Minimal Cost of Trial Court Senior Judge Service: Benefits plus 30 days	\$12,199	\$17,121	\$13,218	\$11,678	\$14,671	\$14,635	\$13,465	\$15,485

*\*Daily rate for a senior judge (currently \$175) multiplied by (30 days), plus Trial Court Senior Judge benefits cost (\$941,644) divided by (Trial Court Senior Judges Receiving Benefits (92) for a total of \$15,485.*

## Special Judges

### Appointment in Civil Cases

A change of judge in a civil case can arise in two basic scenarios: (1) a motion for change of judge under Ind. Trial Rule 76, and (2) disqualification or recusal under T.R. 79(C).

Regardless of the reason for naming a special judge, the first step under T.R. 79(D) is to give the parties seven (7) days to agree on a special judge. A judge selected under T.R. 79(D) then has seven (7) days from the date the appointment is noted on the Chronological Case Summary to decide whether to accept the case.

If a special judge is not obtained under T.R. 79(D), the next step is selection pursuant to local rule as provided in T.R. 79(H). A special judge selected by local rule may not simply decline to accept the case. The selected judge must accept the case unless that judicial officer is disqualified pursuant to the Code of Judicial Conduct, ineligible to serve under this rule, or excused by the Supreme Court. If a special judge is not obtained pursuant to local rule, or if the circumstances of the case warrant, the case may be certified to the Supreme Court for the appointment of a special judge.

Pursuant to Trial Rules 76, 79, and 79.1, there were 2,342 instances when the reporting judge of a court accepted jurisdiction for special judge service in other courts and 2,706 instances when a judge from another court accepted jurisdiction over a case as special judge from the reporting court.

## Appointment in Criminal Cases

A change of judge in a criminal case is controlled by Ind. Criminal Rule 13. In all counties, a special judge is selected in the same manner used to select the original judge. When this process does not result in obtaining a special judge, then a selection is made pursuant to local rule. The local rule required by Criminal Rule 2.2 must include an alternative assignment list with 1) judicial officers from contiguous counties; 2) judicial officers from within the county's administrative district as set out in Administrative Rule 3(A); and 3) senior judges assigned to the court. Criminal Rule 13(C).

The judicial officer selected as special judge under a local rule must accept jurisdiction unless disqualified pursuant to the Code of Judicial Conduct, ineligible to serve under this rule, or excused by the Supreme Court.

## Appointment by the Indiana Supreme Court

The Indiana Supreme Court is responsible for appointing a special judge to hear a case when a local rule does not result in the selection of a special judge, the submission of a case has been withdrawn from the judge under Civil or Criminal procedure rules, in judicial mandate actions, or when particular circumstances of a case warrant an appointment.

## Indiana Trial Rules 53.1, 53.2, and Indiana Criminal Rule 15

The Indiana Supreme Court's Chief Administrative Officer is charged with evaluating requests to remove a case from a judicial officer who allegedly has not ruled in a timely manner as provided in T.R. 53.1 and 53.2 and Crim. R. 15.

Seeking the removal of a judicial officer begins with the filing of a *praecipe* (a written request for an action) with the trial court clerk. The clerk forwards the *praecipe* and the chronological case summary to the Chief Administrative Officer for review and determination whether an inappropriate delay of a decision or ruling has occurred.

In CY 2021, the Chief Administrative Officer reviewed 99 requests for removal of cases; 69 were denied and 30 were granted.



## Court Reporter Services

Indiana trial court reporters are responsible for keeping the record of proceedings and preparing a transcript when requested. Court reporters are county employees, but most also derive additional income from the preparation of transcripts as allowed by Administrative. Rule 15 and local court rule.

Parties in a case request a transcript of the court proceedings for an appeal or for reviewing the events that occurred in court. The timely preparation of transcripts is an important element of the appellate process.

The Indiana Supreme Court must approve any amendments to local court rules impacting court reporters under Admin. Rule 15. Because local court rules dictate the amount allowed to be charged for transcript preparation, rates vary by county. Additional information on individual county court reporter service fees can be found within the court's [local rules](#).

Each year, court reporters are required to report the total money received for the preparation of transcripts for depositions, government transcripts, and for hearings and appeals of indigent and non-indigent parties. In CY 2021, 413 court reporters filed a report of additional income earned from transcription services totaling \$846,046. This is an average of \$2,049 per court reporter for transcription services. The following table and pie chart presents a summation of court reporter income received for transcription services outside of the court reporter's regular working hours.

## 2021 Court Reporter Income by County

County Name	Number of Court Reporters	Income derived from Indigent Transcripts, Depositions and Hearings	Income derived from Government Transcripts	Income derived from all other (Non-Indigent) Transcripts, Depositions and Hearings	Income derived from Copies	Total Income derived from (all sources)
Adams	6	\$80	\$890	\$3,085	\$150	<b>\$4,205</b>
Allen	13	\$15,281	\$1,181	\$9,940	\$3,248	<b>\$29,650</b>
Bartholomew	7	\$3,935	\$1,805	\$7,488	\$0	<b>\$13,228</b>
Benton	1	\$2,751	\$0	\$261	\$0	<b>\$3,012</b>
Blackford	3	\$677	\$0	\$0	\$0	<b>\$677</b>
Boone	3	\$3,155	\$0	\$648	\$642	<b>\$4,445</b>
Brown	4	\$5,861	\$0	\$3,093	\$47	<b>\$9,001</b>
Carroll	4	\$0	\$0	\$412	\$0	<b>\$412</b>
Cass	5	\$5,013	\$115	\$8,309	\$0	<b>\$13,437</b>
Clark	9	\$14,435	\$0	\$4,487	\$0	<b>\$18,922</b>
Clay	1	\$0	\$0	\$0	\$0	<b>\$0</b>
Clinton	3	\$5,213	\$0	\$6,391	\$302	<b>\$11,906</b>
Crawford	1	\$0	\$0	\$0	\$0	<b>\$0</b>
Daviess	4	\$1,084	\$0	\$0	\$0	<b>\$1,084</b>
Dearborn	4	\$0	\$90	\$4,670	\$40	<b>\$4,800</b>
Decatur	3	\$0	\$0	\$0	\$0	<b>\$0</b>
DeKalb	5	\$567	\$457	\$2,854	\$0	<b>\$3,877</b>
Delaware	8	\$10,081	\$60	\$4,247	\$0	<b>\$14,389</b>
Dubois	9	\$2,901	\$0	\$2,090	\$0	<b>\$4,990</b>
Elkhart	7	\$8,132	\$1,750	\$5,244	\$1,070	<b>\$16,196</b>
Fayette	2	\$0	\$41	\$4,436	\$56	<b>\$4,533</b>
Floyd	3	\$4,235	\$0	\$3,981	\$0	<b>\$8,217</b>
Fountain	2	\$0	\$0	\$0	\$0	<b>\$0</b>
Franklin	4	\$0	\$0	\$0	\$0	<b>\$0</b>
Fulton	2	\$942	\$81	\$0	\$257	<b>\$1,279</b>
Gibson	5	\$0	\$0	\$0	\$0	<b>\$0</b>
Grant	2	\$5,389	\$0	\$467	\$0	<b>\$5,856</b>
Greene	7	\$10,262	\$0	\$48	\$0	<b>\$10,310</b>
Hamilton	10	\$9,025	\$1,785	\$46,052	\$734	<b>\$57,596</b>
Hancock	6	\$7,072	\$1,073	\$8,786	\$710	<b>\$17,641</b>
Harrison	5	\$0	\$0	\$549	\$0	<b>\$549</b>

County Name	Number of Court Reporters	Income derived from Indigent Transcripts, Depositions and Hearings	Income derived from Government Transcripts	Income derived from all other (Non-Indigent) Transcripts, Depositions and Hearings	Income derived from Copies	Total Income derived from (all sources)
Hendricks	11	\$19,311	\$0	\$10,974	\$632	<b>\$30,918</b>
Henry	1	\$0	\$0	\$0	\$0	<b>\$0</b>
Huntington	2	\$20,150	\$0	\$1,970	\$384	<b>\$22,505</b>
Jackson	13	\$0	\$0	\$0	\$0	<b>\$0</b>
Jasper	3	\$5,457	\$0	\$4,922	\$0	<b>\$10,379</b>
Jay	2	\$0	\$0	\$0	\$0	<b>\$0</b>
Jefferson	2	\$1,439	\$0	\$0	\$25	<b>\$1,464</b>
Jennings	5	\$0	\$0	\$0	\$0	<b>\$0</b>
Johnson	4	\$0	\$0	\$8,961	\$416	<b>\$9,377</b>
Knox	6	\$0	\$0	\$0	\$0	<b>\$0</b>
Kosciusko	7	\$6,548	\$0	\$4,893	\$121	<b>\$11,561</b>
LaGrange	2	\$0	\$0	\$0	\$0	<b>\$0</b>
Lake	11	\$10,511	\$2,205	\$11,619	\$5,850	<b>\$30,184</b>
LaPorte	5	\$8,833	\$0	\$888	\$378	<b>\$10,098</b>
Lawrence	7	\$445	\$0	\$702	\$166	<b>\$1,313</b>
Madison	3	\$5,841	\$709	\$2,851	\$376	<b>\$9,777</b>
Marion	13	\$9,626	\$1,183	\$33,091	\$3,316	<b>\$47,216</b>
Marshall	2	\$523	\$0	\$3,581	\$0	<b>\$4,103</b>
Miami	2	\$4,222	\$0	\$3,965	\$0	<b>\$8,187</b>
Monroe	15	\$13,522	\$325	\$4,564	\$0	<b>\$18,411</b>
Montgomery	2	\$3,520	\$0	\$316	\$0	<b>\$3,836</b>
Morgan	5	\$6,957	\$483	\$4,709	\$25	<b>\$12,174</b>
Newton	2	\$3,329	\$46	\$1,184	\$24	<b>\$4,582</b>
Noble	3	\$6,666	\$5,468	\$1,398	\$30	<b>\$13,561</b>
Ohio	1	\$0	\$0	\$80	\$0	<b>\$80</b>
Orange	3	\$3,334	\$0	\$1,066	\$2,034	<b>\$6,434</b>
Owen	1	\$6,200	\$0	\$110	\$0	<b>\$6,310</b>
Parke	2	\$2,648	\$72	\$2,069	\$0	<b>\$4,789</b>
Perry	1	\$1,200	\$0	\$200	\$0	<b>\$1,400</b>
Pike	2	\$2,023	\$0	\$0	\$0	<b>\$2,023</b>
Porter	8	\$1,261	\$509	\$31,492	\$733	<b>\$33,994</b>
Posey	8	\$1,886	\$0	\$3,891	\$180	<b>\$5,956</b>
Pulaski	2	\$832	\$140	\$568	\$0	<b>\$1,540</b>

County Name	Number of Court Reporters	Income derived from Indigent Transcripts, Depositions and Hearings	Income derived from Government Transcripts	Income derived from all other (Non-Indigent) Transcripts, Depositions and Hearings	Income derived from Copies	Total Income derived from (all sources)
Putnam	3	\$450	\$75	\$0	\$30	<b>\$555</b>
Randolph	4	\$12,647	\$0	\$0	\$210	<b>\$12,857</b>
Ripley	3	\$506	\$8,303	\$5,034	\$1,831	<b>\$15,672</b>
Rush	2	\$0	\$0	\$1,258	\$0	<b>\$1,258</b>
St. Joseph	11	\$14,233	\$4,347	\$7,286	\$1,362	<b>\$27,228</b>
Scott	1	\$3,956	\$0	\$0	\$0	<b>\$3,956</b>
Shelby	1	\$1,487	\$0	\$169	\$0	<b>\$1,656</b>
Spencer	3	\$3,099	\$0	\$8,748	\$10,808	<b>\$22,655</b>
Steuben	4	\$7,240	\$215	\$102	\$227	<b>\$7,784</b>
Sullivan	7	\$817	\$285	\$459	\$0	<b>\$1,561</b>
Switzerland	1	\$0	\$0	\$0	\$0	<b>\$0</b>
Tippecanoe	6	\$23,265	\$0	\$6,980	\$58	<b>\$30,303</b>
Tipton	1	\$170	\$0	\$1,608	\$20	<b>\$1,798</b>
Union	2	\$0	\$1,812	\$0	\$0	<b>\$1,812</b>
Vanderburgh	18	\$10,003	\$822	\$25,724	\$717	<b>\$37,265</b>
Vermillion	2	\$0	\$0	\$0	\$0	<b>\$0</b>
Vigo	6	\$11,805	\$263	\$1,333	\$1,550	<b>\$14,950</b>
Wabash	2	\$11,313	\$59	\$4,610	\$0	<b>\$15,982</b>
Warren	1	\$1,981	\$0	\$399	\$0	<b>\$2,380</b>
Warrick	8	\$5,602	\$106	\$1,906	\$0	<b>\$7,613</b>
Washington	7	\$7,518	\$1,781	\$4,431	\$0	<b>\$13,729</b>
Wayne	5	\$24,798	\$678	\$990	\$181	<b>\$26,646</b>
Wells	2	\$10,764	\$356	\$3,281	\$0	<b>\$14,400</b>
White	5	\$0	\$0	\$837	\$0	<b>\$837</b>
Whitley	4	\$6,120	\$0	\$4,186	\$468	<b>\$10,774</b>
<b>Total</b>	<b>413</b>	<b>\$420,142</b>	<b>\$39,564</b>	<b>\$346,935</b>	<b>\$39,406</b>	<b>\$846,046</b>

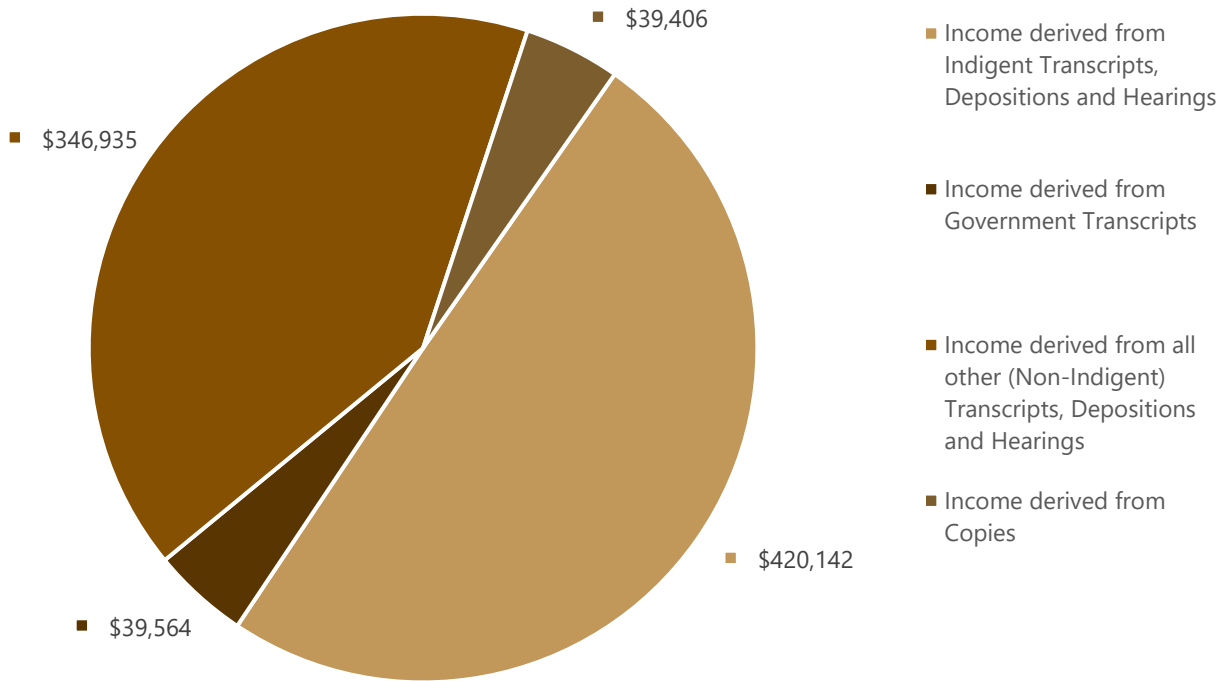
*Income reported in the above table was received for transcripts prepared outside of the court reporter's regular duties*

*Income derived from Indigent Transcripts, Dispositions and Hearings – court ordered transcripts, dispositions and hearings prepared for individuals declared unable to pay.*

*Income derived from all Other Transcripts, Dispositions and Hearings – transcripts generally paid for by attorneys or non-indigent pro se litigants.*

*Income derived from Government Transcripts – transcripts typically paid for by state public defenders, county public defenders, prosecuting attorneys, and other government agencies.*

## 2021 Total Income for Transcription Service



	2015	2016	2017	2018	2019	2020	2021
Number of Court Reporters	584	564	499	500	583	441	413
<b>Total Money Generated</b>	<b>\$1,797,218</b>	<b>\$1,966,052</b>	<b>\$1,416,922</b>	<b>\$1,446,014</b>	<b>\$1,471,918</b>	<b>\$980,573</b>	<b>\$846,046</b>

# 2021 FINANCIAL REPORT OF TRIAL COURTS

---

2021 Financial Report of Trial Courts .....	26
Fiscal Report of Indiana Trial Courts (Overview) .....	27
Expenditures .....	28
Expenditures by All Courts.....	29
Special Notes on Expenditures for Probation Services & Juvenile Detention Centers ..	31
Probation Services.....	31
Juvenile Detention Centers.....	31
Special Note on Expenditures for Criminal Indigent Expenses.....	33
Revenue .....	35
2021 Revenues Generated by Circuit, Superior and Probate Courts.....	36
2021 Revenues Generated by City and Town Courts .....	38
2021 Revenues Generated by Marion County Small Claims Courts.....	40
Costs and Fees Routinely Charged in all Cases .....	41
Fees Charged Routinely in Criminal, Civil Violation (Infraction and Ordinance Violation), Deferral, and Pretrial Diversion Cases .....	44
Fees Charged in Civil, Small Claims, Juvenile, and Probate Cases.....	58
Other Sources of Revenue .....	63
Marion County Small Claims Court Revenue References.....	65
Distribution of Revenue .....	66
General Revenue Fund .....	66
State User Fee Fund.....	66
County and City/Town User Fee Funds .....	67
Revenue Unique to Marion County Small Claims Courts.....	68

## **Fiscal Report of Indiana Trial Courts (Overview)**

IOCS is directed by Ind. Code § 33-24-6-3(a)(2) to collect and compile statistical data on the receipt and expenditure of public monies for the operation of the courts. The financial information is gathered on an annual basis at the close of each calendar year.

Each court must submit to IOCS its Report on Court Revenue (Revenue Report) and its Report on Budget & Expenditures (Budget & Expenditure Report). IOCS also requests a Budget & Expenditure Report from each probation department, juvenile detention center, and public defender program that maintains a budget separate from a court.

The information in this financial overview presents the reported expenditures and revenue generated through the operation of the courts. Requested and approved trial court budgets are reported to IOCS but are not published.

# EXPENDITURES

---

Indiana's judicial system is funded by a combination of county tax revenues, user fees, and state appropriations. The Indiana Supreme Court, Court of Appeals of Indiana, and Indiana Tax Court are funded through appropriations from the State General Fund. The [Indiana State Auditor's Report](#) is posted online and contains information about the expenditures of these courts and other state-level expenditures on judicial functions. Relevant portions of that report are reflected here.

Indiana's trial courts are funded primarily through county general funds, but state funds pay for the salaries and benefits of trial court judges, magistrates, senior judges, and some special judge expenses. Counties may choose to pay an additional amount to judges and magistrates beyond the statutory salaries paid by the state. The salary and benefits of elected prosecutors, chief deputy prosecutors, and certain deputy prosecutors are also paid with state funds. Counties may choose to pay a prosecutor an amount beyond their statutory salary. Counties may also receive state funds for reimbursement of approved indigent defense services and for GAL/CASA services for abused and neglected children. Courts also generate user fees, some of which are expended on court services.

Expenses for criminal indigent defense services are included as part of the cost of the judicial system, although in many counties indigent defense is administered through an independent public defender entity governed by a board. These services are funded primarily through county tax dollars. However, the General Assembly provides 50% reimbursement of indigent defense services to all counties for capital cases; and, for those counties that meet the indigent defense program standards set by the Public Defender Commission, up to 40% reimbursement of qualified cases. The state's Public Defender Commission reimbursement for local indigent defense expenses was more than \$29.8 million during SFY 2020 - 2021.

Municipalities fund city and town courts. In many instances, the local government does not maintain a distinct city or town court budget, and all expenses are paid directly from the local general fund. This practice makes it difficult to provide accurate expenditure information for city and town courts.

Marion County (Indianapolis) townships directly fund the nine Marion County Small Claims Courts through budget appropriations. Although Marion County Small Claims Courts became courts of record as of July 1, 2018, the financial data will be presented independently in this section of the report.

The Budget & Expenditure Report submitted by each court categorizes the trial court expenditures as follows: salaried and unsalaried personnel expenses (including fringe benefits and travel), supplies, professional services, and capital outlays. If any of the expenditures were facilitated by mandate, the report reflects information related to the mandate as well.



# Expenditures by All Courts

The expenditure summary report reflects four different series (Personal Services, Supplies, Professional Services, and Capital Outlays) to align with the courts' report on budgets/expenditures to the Department of Local Government Finance Authority.

Line-Item Expenditures	Circuit, Superior, & Probate Courts	City and Town Courts	Marion County Small Claims Courts	Total
Judge(s) Salary - County Portion Paid	\$1,470,708	\$0	\$0	\$1,470,708
Judge(s) Salary - Locally Paid		\$2,080,960	\$1,128,273	\$3,209,233
Other Judicial Officers	\$4,396,588	\$216,750	\$0	\$4,613,337
Court Reporter(s)	\$32,137,659	\$347,544	\$10,500	\$32,495,703
Bailiff(s)	\$15,597,624	\$667,941	\$0	\$16,265,565
Jury Commissioner(s)	\$316,247	\$0	\$0	\$316,247
Court Administrator & Staff	\$7,042,177	\$1,063,128	\$140,849	\$8,246,154
Secretary(ies)	\$5,644,959	\$310,130	\$34,335	\$5,989,424
GAL/CASA	\$3,041,794	\$0	\$0	\$3,041,794
Law Clerks & Interns	\$770,826	\$26,440	\$0	\$797,266
Public Defender & Staff	\$14,324,644	\$322,814	\$0	\$14,647,458
Court Clerks	\$1,729,752	\$2,094,518	\$1,700,158	\$5,524,428
Probation Officers	\$82,397,170	\$1,237,098	\$0	\$83,634,268
Probation Office Staff	\$11,839,279	\$395,427	\$0	\$12,234,706
Juvenile Detention Center Staff	\$23,849,236	\$0	\$0	\$23,849,236
IT Staff	\$998,939	\$0	\$0	\$998,939
Other Employees	\$10,352,759	\$912,664	\$19,634	\$11,285,057
<b>Sub-total Personal Services Salaries and Wages Subsection A - 10000 series</b>	<b>\$215,910,361</b>	<b>\$9,675,413</b>	<b>\$3,033,749</b>	<b>\$228,619,523</b>
Fringe Benefits	\$52,717,040	\$2,613,005	\$1,644,233	\$56,974,277
<b>Sub-total Personal Services Fringe Benefits Subsection B - 10000 series</b>	<b>\$52,717,040</b>	<b>\$2,613,005</b>	<b>\$1,644,233</b>	<b>\$56,974,277</b>
Per Diem-Cases Venued Out	\$1,827	\$0	\$0	\$1,827
Judge(s) Pro Tempore	\$46,517	\$2,775	\$9,200	\$58,492
<b>Sub-total Personal Services Other Personal Services Subsection C - 10000 series</b>	<b>\$48,345</b>	<b>\$2,775</b>	<b>\$9,200</b>	<b>\$60,320</b>
Per Diem Travel	\$89,153	\$18,470	\$228	\$107,851
Transportation	\$154,609	\$6,057	\$140	\$160,806
Lodging	\$158,549	\$693	\$0	\$159,242
Public Defense Travel Expenses	\$4,910	\$0	\$0	\$4,910
Other	\$174,771	\$5,201	\$4,621	\$184,592
<b>Sub-total Personal Services Travel Subsection D - 10000 series</b>	<b>\$581,991</b>	<b>\$30,421</b>	<b>\$4,989</b>	<b>\$617,401</b>
<b>Total Personal Services Subsections A, B, C, D – 10000 series</b>	<b>\$269,257,736</b>	<b>\$12,321,614</b>	<b>\$4,692,171</b>	<b>\$286,271,521</b>

Line-Item Expenditures	Circuit, Superior, & Probate Courts	City and Town Courts	Marion County Small Claims Courts	Total
Office Supplies	\$1,298,162	\$119,604	\$39,799	\$1,457,565
Operating Supplies	\$1,178,910	\$42,173	\$25,063	\$1,246,146
Repair/Maintenance Supplies	\$287,812	\$22,604	\$39,299	\$349,715
Other Material and Supplies	\$646,291	\$47,024	\$7,603	\$700,918
<b>Total Supplies – 20000 series</b>	<b>\$3,411,176</b>	<b>\$231,405</b>	<b>\$111,763</b>	<b>\$3,754,343</b>
Per Diem - Grand Jurors	\$15,063	\$0	\$0	\$15,063
Per Diem - Petit Jurors	\$1,547,416	\$415	\$0	\$1,547,831
Juror Lodging	\$248,317	\$0	\$0	\$248,317
Witness Fees/ Consult Witness Fees	\$490,197	\$0	\$0	\$490,197
Medical & Psychiatric Services	\$3,528,587	\$12,000	\$0	\$3,540,587
Pauper Attorneys - Case by Case	\$17,152,093	\$941,159	\$0	\$18,093,252
Court Interpreter Fees	\$874,427	\$23,344	\$20,583	\$918,354
Depositions	\$160,746	\$0	\$0	\$160,746
Investigations	\$26,047	\$0	\$0	\$26,047
Transcript Preparation	\$756,359	\$0	\$0	\$756,359
Indigent Interpretation/Language Interp.	\$468,060	\$1,381	\$7,013	\$476,453
Other Indigent Expenses	\$710,839	\$140	\$270	\$711,249
Other Probation Expenses	\$5,127,382	\$59,985	\$0	\$5,187,366
Other Juvenile Detention Center Expenses	\$10,917,945	\$0	\$0	\$10,917,945
Phone	\$561,241	\$36,639	\$14,954	\$612,833
Utility	\$798,686	\$36,008	\$51,725	\$886,418
Contract Printing	\$183,173	\$7,817	\$3,750	\$194,740
Other Insurance	\$117,493	\$37,028	\$29,884	\$184,405
Rentals - Office	\$9,805,729	\$92,347	\$115,232	\$10,013,308
Rentals - Computers	\$2,054,856	\$12,512	\$28,842	\$2,096,211
Probation CMS	\$46,658	\$0	\$0	\$46,658
Detention CMS	\$44,190	\$0	\$0	\$44,190
Jury CMS	\$142,168	\$0	\$0	\$142,168
Other than CMS	\$194,210	\$8,444	\$1,000	\$203,654
CMS	\$329,737	\$17,180	\$0	\$346,917
Postage	\$435,995	\$43,537	\$32,537	\$512,069
Shipping	\$5,680	\$7,000	\$1,365	\$14,045
Other Services	\$6,290,034	\$291,588	\$270,210	\$6,851,832
<b>Total Professional Services and Charges – 30000 series</b>	<b>\$63,033,329</b>	<b>\$1,628,523</b>	<b>\$577,363</b>	<b>\$65,239,215</b>
Legal Library	\$1,402,577	\$10,176	\$1,138	\$1,413,891
Office Equipment	\$489,156	\$12,021	\$946	\$502,123
Computer Equipment	\$772,453	\$36,340	\$425	\$809,218
Other Capital Outlays	\$399,637	\$3,891	\$107,712	\$511,240
<b>Total Capital Outlays – 40000 series</b>	<b>\$3,063,823</b>	<b>\$62,428</b>	<b>\$110,221</b>	<b>\$3,236,471</b>
<b>Total Expenditures</b>	<b>\$338,766,065</b>	<b>\$14,243,970</b>	<b>\$5,491,518</b>	<b>\$358,501,550</b>

# Special Notes on Expenditures for Probation Services & Juvenile Detention Centers

## Probation Services

Because of the differences in how counties budget for probation employee fringe and other benefits generally, and for probation services in particular, it is difficult to arrive at a complete figure for the expense of probation services. In the three largest counties, Marion, Lake, and Allen, probation office expenditures are part of the court's general budget and, aside from salaries, cannot be identified separately. In other counties, even if all expenditures on probation operations and personal services are budgeted and reported separately, fringe benefits are lumped in the county's general budget and are not reported separately for probation or court staff. A summary of the probation service expenses reported by the courts and probation departments is included, but this information does not include fringe benefits and operating expenses for many counties.

<b>CY 2021 Probation Services Expenditures</b>	
Statewide total of all Salaries and Wages for Probation Officers and Staff	\$95,868,973
Additional Expenditures Reported by Probation Departments and Courts	\$27,163,025
<b>Total Reported Probation Expenditures</b>	<b>\$123,031,998</b>

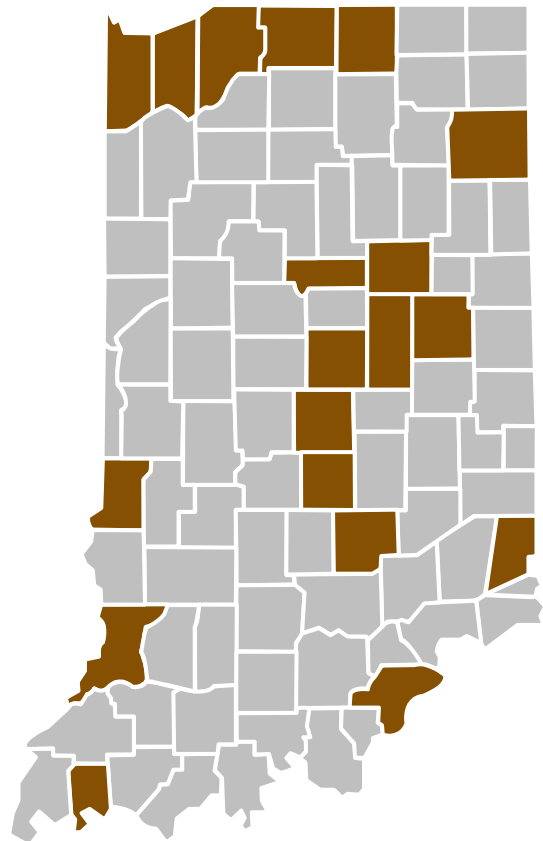
## Juvenile Detention Centers

Indiana has 19 juvenile detention centers. Only some of the facilities are funded through the courts' budgets. There was a total of eight (8) juvenile detention centers who submitted a report on budget and expenditures. This expenditure report includes expenses for juvenile detention operations reported by the courts and juvenile detention centers.

<b>CY 2021 Juvenile Detention Center Expenditures</b>	
Statewide Total of all Salaries and Wages for Juvenile Detention Center Staff	\$23,849,236
Additional Expenditures Reported by Juvenile Detention Centers and Courts	\$22,051,619
<b>Total Reported Juvenile Detention Center Expenditures</b>	<b>\$45,900,855</b>

The following is a list of all Indiana Juvenile Detention Centers.

County	Facility	Operated by the Juvenile Court
Allen	Juvenile Center	Yes
Bartholomew	Youth Services Center	Yes
Clark	Juvenile Detention Center	No
Dearborn	Juvenile Detention Center	No
Delaware	Youth Opportunity Center	No
Elkhart	Juvenile Detention Center	Yes
Grant	Juvenile Detention Center	No
Hamilton	Youth Services Center	No
Howard	Kinsey Youth Center	Yes
Johnson	Juvenile Detention Center	Yes
Knox		No, private, and has a volunteer Board of Directors that runs facility and budget
Lake	Juvenile Center	Yes
LaPorte	Juvenile Services Center	Yes
Madison	Youth Center	Yes
Marion	Juvenile Justice Complex	Yes
Porter	Juvenile Detention Center	Yes
St. Joseph	Juvenile Justice Center	No, probate court
Vanderburgh		No, private facility
Vigo	Juvenile Center	No



## Special Note on Expenditures for Criminal Indigent Expenses

Criminal indigent defense in Indiana is paid through a combination of county funds and partial state reimbursements. The majority of counties (67 of 92) follow standards established by the Indiana Public Defender Commission for caseload limits and creation of independent public defender boards to qualify for a partial reimbursement of county expenditures for indigent defense costs using Indiana’s annual appropriation to the Public Defense Fund (IC 33-40-6). The Commission is authorized by statute to reimburse all 92 counties for 50% of their defense expenditures in capital (death penalty) cases. Participating counties may also receive reimbursement of up to 40% of their defense expenditures in non-capital felony, juvenile delinquency, and Children in Need of Services and Termination of Parental Rights (CHINS/TPR) cases if the counties comply with the Commission’s [standards for defense services](#). The Public Defender Commission publishes an annual fiscal year report; however, only information received for calendar year 2021 was utilized for this report.<sup>4</sup>

Counties may also budget for indigent defense services through a court budget, through an independent public defense agency/office, or a combination of the two. All trial courts report indigent defense expenditures directly to IOCS. Some independent public defense agencies voluntarily submit expenditure reports to IOCS. IOCS combines the information from all of these sources to prepare the following chart.

County	Source	Indigent Defense Cost	County	Source	Indigent Defense Cost
Adams	4	\$474,825	Fountain	3	\$118,980
Allen	4	\$5,423,415	Franklin	1	\$118,407
Bartholomew	1	\$567,191	Fulton	4	\$321,839
Benton	4	\$67,254	Gibson	2	\$809,539
Blackford	3	\$182,744	Grant	4	\$1,031,446
Boone	1	\$740,380	Greene	3	\$767,233
Brown	4	\$226,810	Hamilton	1	\$2,049,923
Carroll	3	\$247,125	Hancock	3	\$731,739
Cass	4	\$728,520	Harrison	4	\$674,164
Clark	3	\$1,568,848	Hendricks	4	\$1,923,164
Clay	1	\$309,498	Henry	1	\$630,521
Clinton	3	\$348,888	Howard	3	\$2,268,304
Crawford	3	\$236,440	Huntington	1	\$547,399
Daviess	1	\$522,943	Jackson	4	\$838,116
Dearborn	1	\$548,249	Jasper	3	\$382,614
Decatur	3	\$421,524	Jay	4	\$516,647
DeKalb	4	\$813,494	Jefferson	3	\$809,999
Delaware	4	\$1,438,014	Jennings	3	\$647,818
Dubois	1	\$397,723	Johnson	1	\$705,798
Elkhart	3	\$3,187,616	Knox	4	\$890,536
Fayette	4	\$404,286	Kosciusko	3	\$1,164,462
Floyd	3	\$932,738	LaGrange	4	\$286,634

<sup>4</sup> <https://www.in.gov/publicdefender/files/Annual-Report-with-Cover-Letter.pdf>

County	Source	Indigent Defense Cost
Lake	4	\$6,790,074
LaPorte	4	\$1,087,042
Lawrence	4	\$1,154,332
Madison	3	\$2,031,034
Marion	4	\$23,380,099
Marshall	1	\$451,341
Martin	3	\$310,738
Miami	2	\$746,520
Monroe	4	\$2,482,843
Montgomery	1	\$454,256
*Morgan	*	\$0
Newton	1	\$158,894
Noble	3	\$2,678,529
Ohio	3	\$128,446
Orange	3	\$528,730
Owen	3	\$336,091
Parke	3	\$179,661
Perry	3	\$250,000
Pike	3	\$164,110
Porter	1	\$18,371
Posey	1	\$407,681
Pulaski	3	\$388,783
Putnam	1	\$227,255
Randolph	1	\$159,228
Ripley	3	\$280,483

County	Source	Indigent Defense Cost
Rush	2	\$425,268
St. Joseph	3	\$3,036,060
Scott	3	\$573,071
Shelby	4	\$706,240
Spencer	3	\$529,968
Starke	1	\$96,717
Steuben	3	\$2,824,166
Sullivan	3	\$400,892
Switzerland	3	\$214,089
Tippecanoe	3	\$4,094,158
Tipton	1	\$121,111
Union	3	\$94,325
Vanderburgh	4	\$2,989,298
Vermillion	2	\$224,467
Vigo	4	\$3,281,567
Wabash	3	\$471,180
Warren	3	\$55,772
Warrick	4	\$746,011
Washington	4	\$704,172
Wayne	1	\$498,239
Wells	1	\$216,967
White	1	\$332,518
Whitley	1	\$273,678
<b>Total</b>		<b>\$105,728,284</b>

Sources:

1. Reports to IOCS only
2. Reports to the Public Defender Commission only
3. The greater of the amounts reported to IOCS or the Public Defender Commission
4. A combination of the amounts reported to IOCS and the Public Defender Commission

\*Morgan County courts did not report any indigent expenses.

# REVENUE

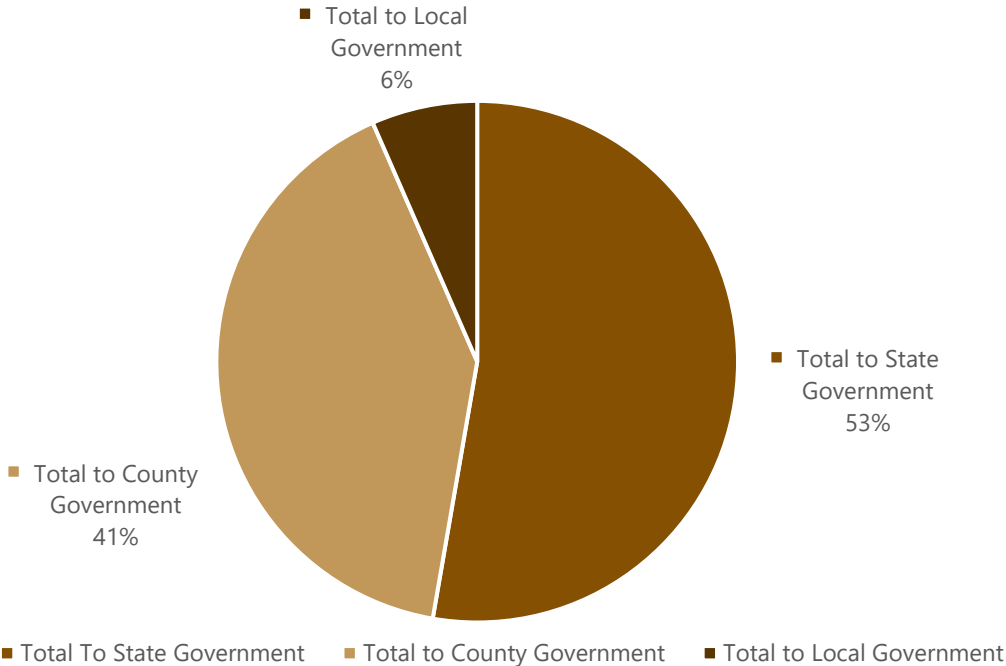
---

Trial courts generate revenue primarily from filing fees, court costs, fines, and user fees assessed to litigants. Different fees may be collected from litigants in Indiana courts depending on the case type, court, and nature of the offense. Courts may only assess fines, costs, and fees authorized by statute or Indiana Supreme Court rule.

Revenues generated through the operation of the trial courts are collected, accounted for, and disbursed by the Clerk of the Circuit Court, an independently elected office for each judicial circuit. The Clerk of the Circuit Court also functions as the clerk of the county and, as such, performs many other functions unrelated to court operations, including issuing marriage licenses, coordinating the election board, and conducting elections. Pursuant to statutes, revenues collected by a court are disbursed to state, county or local general funds, user fee funds, or special funds used for specific programs or initiatives.

Revenues generated through the city, town, and the nine Marion County township courts are collected, accounted for, and disbursed by the local clerk or clerk-treasurer. The only direct payment fee is the personal service of process fee charged to small claims litigants in the Marion County Small Claims (township) Courts. This fee is paid to the township constable. Marion County Small Claims (township) Courts have fees unique only to their nine courts. Following the Legislative session, IOCS updates and publishes a [Fee Manual](#) annually containing filing fees and cost assessed by a court or clerk.

The following chart and tables reflect a summary of the total revenues collected by the court system and sent to each level of government.



## 2021 Revenues Generated by Circuit, Superior and Probate Courts

Revenues Generated by Circuit, Superior & Probate Courts	State Funds	County Funds	Local Funds	Total
<b>Revenues Distributed to General Funds</b>				
Court Costs	\$30,314,691	\$11,805,828	\$1,296,569	\$43,417,088
Judicial Salaries Fee	\$9,327,848	\$0	\$0	\$9,327,848
Infraction Judgment Fines	\$4,179,858	\$0	\$0	\$4,179,858
Court Administration Fee	\$2,448,503	\$0	\$0	\$2,448,503
Public Defense Administration Fee	\$2,446,034	\$0	\$0	\$2,446,034
Additional Garnishee Defendants Service Fee	\$0	\$1,267	\$0	\$1,267
Civil Action Service of Process Fee	\$0	\$4,893	\$0	\$4,893
Small Claims Service of Process Fee	\$0	\$319,875	\$0	\$319,875
Civil Penalties for Local Ordinance Violations	\$0	\$98,144	\$652,941	\$751,085
Bond Administration Fee	\$0	\$1,351,705	\$142,863	\$1,494,568
Support Fee	\$46,915	\$67,539	\$0	\$114,454
Document Fee	\$0	\$1,208,736	\$0	\$1,208,736
Interest on Investments	\$0	\$197,504	\$0	\$197,504
<b>Total to General Funds</b>	<b>\$48,763,849</b>	<b>\$15,055,491</b>	<b>\$2,092,373</b>	<b>\$65,911,713</b>
<b>Revenues Distributed to User Funds</b>				
State portion of Drug Abuse, Prosecution Interdiction and Correction Fee	\$445,225	\$0	\$0	\$445,225
State portion of Alcohol Countermeasure Fee	\$853,757	\$0	\$0	\$853,757
State portion of Child Abuse Prevention Fee	\$28,256	\$0	\$0	\$28,256
Highway Work Zone Fee	\$104,855	\$0	\$0	\$104,855
Safe School Fee	\$86,486	\$19,865	\$0	\$106,351
Automated Record Keeping Fee	\$9,327,518	\$0	\$0	\$9,327,518
Domestic Violence and Treatment Fee	\$131,668	\$0	\$0	\$131,668
<b>Total to User Funds</b>	<b>\$10,977,765</b>	<b>\$19,865</b>	<b>\$0</b>	<b>\$10,997,630</b>
<b>Revenue Distributed to Special Funds</b>				
Adult Probation User Fee	\$0	\$11,038,787	\$0	\$11,038,787
Juvenile Probation User Fee	\$0	\$328,509	\$0	\$328,509
Guardian Ad Litem Fee	\$0	\$73,940	\$0	\$73,940
Problem-Solving Court User Fee	\$0	\$1,371,298	\$66,283	\$1,437,581
Reimbursements to Supplemental Public Defender Services Fund†	\$0	\$3,458,492	\$0	\$3,458,492
Alternative Dispute Resolution (ADR) Fee	\$0	\$645,512	\$0	\$645,512
Fines and Forfeitures	\$1,555,017	\$0	\$0	\$1,555,017
Vehicle License Fee	\$268,385	\$0	\$0	\$268,385
Reimbursements to Dept. of Natural Resources	\$29,385	\$0	\$0	\$29,385
Judicial Insurance Adjustment Fee	\$492,304	\$0	\$0	\$492,304
County portion of Drug Abuse, Prosecution, Interdiction, and Correction Fee	\$0	\$1,341,065	\$0	\$1,341,065
County portion of Alcohol and Drug Countermeasures Fee	\$0	\$2,561,289	\$0	\$2,561,289
County portion of Child Abuse Prevention Fund	\$0	\$763	\$0	\$763
Pro Bono Fee	\$251,097	\$0	\$0	\$251,097
Prosecutorial Pretrial Diversion Fee	\$0	\$4,096,207	\$0	\$4,096,207
Prosecutorial Deferral Program Fee	\$0	\$3,856,672	\$142,129	\$3,998,801



<b>Revenues Generated by Circuit, Superior &amp; Probate Courts</b>	<b>State Funds</b>	<b>County Funds</b>	<b>Local Funds</b>	<b>Total</b>
DNA Sample Processing Fee	\$655,005	\$0	\$0	\$655,005
Sexual Assault Victims Assistance Fee	\$68,803	\$0	\$0	\$68,803
Late Surrender Fee	\$0	\$230,688	\$0	\$230,688
Late Payment Fee	\$0	\$627,803	\$0	\$627,803
Worksite Speed Limit Judgment	\$232,196		\$0	\$232,196
Document Storage Fee	\$0	\$2,596,488	\$0	\$2,596,488
Marijuana Eradication Program Fee	\$0	\$38,933	\$0	\$38,933
Jury Fee	\$0	\$480,010	\$0	\$480,010
Alcohol and Drug Services Fee	\$0	\$3,498,032	\$0	\$3,498,032
Law Enforcement Continuing Education Program Fee	\$0	\$834,388	\$0	\$834,388
Special Death Benefits Fee	\$275,647		\$0	\$275,647
Intra-state Transfer Probation Fee	\$0	\$102,344	\$0	\$102,344
Youth Tobacco Civil Penalty	\$0	\$0	\$0	\$0
Automated Record Keeping Fee (Deferred/Deferral Program)	\$49,237	\$0	\$0	\$49,237
Other	\$50,703	\$2,174,910	\$0	\$2,225,613
<b>Total to Special Funds</b>	<b>\$3,927,779</b>	<b>\$39,356,130</b>	<b>\$208,412</b>	<b>\$43,492,321</b>
<b>Total Generated Funds</b>	<b>\$63,669,393</b>	<b>\$54,431,485</b>	<b>\$2,300,784</b>	<b>\$120,401,662</b>

## 2021 Revenues Generated by City and Town Courts

Revenues Generated by City and Town Courts	State Funds	County Funds	Local Funds	Total
<b>Revenues Distributed to General Funds</b>				
Court Costs	\$3,506,070	\$1,380,956	\$1,599,640	\$6,486,666
Judicial Salaries Fee	\$1,108,617	\$0	\$368,149	\$1,476,766
Infraction Judgment Fines	\$1,902,936	\$0	\$0	\$1,902,936
Court Administration Fee	\$370,162	\$0	\$0	\$370,162
Public Defense Administration Fee	\$368,453	\$0	\$0	\$368,453
Additional Garnishee Defendants Service Fee	\$0	\$0	\$0	\$0
Support Fee	\$0	\$0	\$0	\$0
Civil Action Service of Process Fee	\$0	\$0	\$760	\$760
Small Claims Service of Process Fee	\$0	\$2,183	\$0	\$2,183
Civil Penalties for Local Ordinance Violations	\$0	\$13,451	\$697,948	\$711,399
Bond Administration Fee	\$0	\$14,034	\$119,266	\$133,300
Document Fee	\$0	\$0	\$6,662	\$6,662
Interest on Investments	\$0	\$0	\$1,338	\$1,338
<b>Total to General Funds</b>	<b>\$7,256,238</b>	<b>\$1,410,624</b>	<b>\$2,793,763</b>	<b>\$11,460,625</b>
<b>Revenues Distributed to User Funds</b>				
State portion of Drug Abuse, Prosecution Interdiction and Correction Fee	\$25,780	\$0	\$0	\$25,780
State portion of Alcohol and Drug Countermeasures Fee	\$82,690	\$0	\$0	\$82,690
State portion of Child Abuse Prevention Fee	\$0	\$0	\$0	\$0
Highway Work Zone Fee	\$59,798	\$0	\$0	\$59,798
Safe School Fee	\$3,172	\$0	\$367	\$3,539
Automated Record Keeping Fee	\$1,383,035	\$0	\$0	\$1,383,035
<b>Total to User Funds</b>	<b>\$1,554,475</b>	<b>\$0</b>	<b>\$367</b>	<b>\$1,554,842</b>
<b>Revenues Distributed to Special Funds</b>				
Adult Probation User Fee	\$0	\$390,647	\$338,258	\$728,905
Juvenile Probation User Fee	\$0	\$0	\$0	\$0
Guardian <i>Ad Litem</i> Fee	\$0	\$0	\$0	\$0
Problem-Solving Court User Fee	\$0	\$0	\$0	\$0
Reimbursements to Supplemental Public Defender Services Fund	\$0	\$26,993	\$113,243	\$140,236
Alternative Dispute Resolution (ADR) Fee	\$0	\$0	\$0	\$0
Fines and Forfeitures	\$228,141	\$0	\$0	\$228,141
Vehicle License Fee	\$44,004	\$0	\$0	\$44,004
Reimbursements to Dept. of Natural Resources	\$3,530	\$0	\$0	\$3,530
Judicial Insurance Adjustment Fee	\$74,020	\$0	\$0	\$74,020
County portion of Drug Abuse, Prosecution, Interdiction, and Correction Fee	\$0	\$77,057	\$0	\$77,057
County portion of Alcohol and Drug Countermeasures Fee	\$0	\$247,973	\$0	\$247,973
County portion of Child Abuse Prevention Fee	\$0	\$0	\$0	\$0
Domestic Violence and Treatment Fee	\$5,916	\$0	\$0	\$5,916
Prosecutorial Pretrial Diversion Fee	\$0	\$256,736	\$467,062	\$723,798
Prosecutorial Deferral Program Fee	\$0	\$238,278	\$820,322	\$1,058,600
Pro Bono Fee	\$1,406	\$0	\$0	\$1,406
DNA Sample Processing Fee	\$214,553	\$0	\$0	\$214,553
Sexual Assault Victims Assistance Fee	\$0	\$0	\$0	\$0
Late Surrender Fee	\$0	\$0	\$0	\$0
Late Payment Fee	\$0	\$0	\$469,813	\$469,813
Worksite Speed Limit Judgment	\$207,553	\$0	\$0	\$207,553

<b>Revenues Generated by City and Town Courts</b>	<b>State Funds</b>	<b>County Funds</b>	<b>Local Funds</b>	<b>Total</b>
Document Storage Fee	\$0	\$4,380	\$397,190	\$401,570
Marijuana Eradication Program Fee	\$0	\$0	\$0	\$0
Jury Fee	\$0	\$158,006	\$0	\$158,006
Alcohol and Drug Services Fee	\$0	\$424	\$1,094	\$1,518
Law Enforcement Continuing Education Program Fee	\$0	\$9,117	\$274,380	\$283,497
Special Death Benefits Fee	\$18,646	\$0	\$0	\$18,646
IntraState Transfer Probation Fee	\$0	\$75	\$0	\$75
Youth Tobacco Civil Penalty	\$0	\$0	\$0	\$0
Automated Record Keeping Fee (Deferred/Deferral Program)	\$22,427	\$0	\$0	\$22,427
Other	\$1,438	\$55,507	\$27,358	\$84,303
<b>Total to Special Funds</b>	<b>\$821,634</b>	<b>\$1,465,193</b>	<b>\$2,908,720</b>	<b>\$5,195,547</b>
<b>Total Generated Funds</b>	<b>\$9,632,347</b>	<b>\$2,875,817</b>	<b>\$5,702,850</b>	<b>\$18,211,014</b>

## 2021 Revenues Generated by Marion County Small Claims Courts

<b>Revenue Generated by Marion County Small Claims Courts</b>	<b>State Funds</b>	<b>County Funds</b>	<b>Local Funds</b>	<b>Other</b>	<b>Total</b>
<b>Revenues Distributed to General Funds</b>					
Judicial Salaries Fee	\$300,885	\$0	\$100,295	\$0	\$401,180
Public Defense Administration	\$133,727	\$0	\$0	\$0	\$133,727
Court Administration Fee – state portion	\$80,233	\$0	\$0	\$0	\$80,233
Filing Docket Fee	\$0	\$0	\$914,788	\$0	\$914,788
Redocketing Fee	\$0	\$0	\$110,280	\$0	\$110,280
Docket Fee paid to Low Caseload Court	\$0	\$0	\$74,904	\$0	\$74,904
<b>Total to General Funds</b>	<b>\$514,845</b>	<b>\$0</b>	<b>\$1,200,267</b>	<b>\$0</b>	<b>\$1,715,112</b>
<b>Revenues Distributed to User Fee Funds</b>					
Automated Record Keeping Fee	\$534,888	\$0	\$0	\$0	\$534,888
<b>Total to User Fee Funds</b>	<b>\$534,888</b>	<b>\$0</b>	<b>\$0</b>	<b>\$0</b>	<b>\$534,888</b>
<b>Revenues Distributed to Special Funds</b>					
Judicial Insurance Adjustment	\$26,745	\$0		\$0	\$26,745
Court Administration – township portion	\$0	\$0	\$53,497	\$0	\$53,497
Pro Bono Fee	\$26,745	\$0	\$0	\$0	\$26,745
Document Storage	\$0	\$133,724	\$0	\$0	\$133,724
Other Fees	\$0	\$0	\$162	\$0	\$162
<b>Total to Special Funds</b>	<b>\$53,490</b>	<b>\$133,724</b>	<b>\$53,659</b>	<b>\$0</b>	<b>\$240,873</b>
<b>Total Generated Funds</b>	<b>\$1,103,223</b>	<b>\$133,724</b>	<b>\$1,253,926</b>	<b>\$0</b>	<b>\$2,490,873</b>
Service of Process Fee for Certified Mail (paid directly to the Constables)				\$0	\$0
Service of Process Fee for Personal Service (paid directly to Constables)				\$763,119	\$763,119

## Costs and Fees Routinely Charged in all Cases

Fee/Cost/Fine	Ind. Code § Citation	Fee Amount	Assessment and Distribution Notes:
Automated Record Keeping Fee	33-37-5-21; 33-34-8-1(a)(7); 33-34-8-3(d)(1)(A); 33-37-7-2(a); 33-37-7-2(b)(7) and (m); 33-37-7-8(d)(5); 33-37-7-8(a); 33-37-4-1(b)(12); 33-37-4-2(b)(9); 33-37-4-2i; 33-37-4-1(c); 33-37-4-3(b)(7); 33-37-4-4(b)(4); 33-37-4-6(b)(3); 33-37-4-7(b)(3); 33-24-6-12; 33-37-9-4	The automated record keeping fee increased to \$20 (from \$19) on July 1, 2017, for all actions other than pretrial diversion programs and deferral programs. The automated record keeping fee for pretrial diversion programs and deferral programs remains \$5.	Collected in all case types. 100% of this fee collected in pretrial diversion or deferral program cases is distributed to State Homeowner Protection Unit Account; 100% of this fee collected in a county using the state case management system (Odyssey) for all cases other than pretrial diversion or deferral program cases is distributed to the State User Fee fund for further distribution to Court Technology. Counties using a case management system other than Odyssey are no longer authorized to keep a portion of this fee.
Court Administration Fee	33-37-5-27; 33-34-8-1(a)(12); 33-34-8-3(b)(1)(C); 33-34-8-3(c); 33-37-4-1(b)(18); 33-37-4-2(b)(14); 33-37-4-4(b)(8); 33-37-4-6(b)(7); 33-37-4-7(b)(7); 33-37-7-2(h)(4); 33-37-7-8(g)(3)	\$5	Collected in each action filed in a circuit, superior, probate, city, town, or Marion County small claims court. This fee is only collected in criminal actions or civil violations if a person is convicted of an offense, required to pay a pretrial diversion fee, found to have committed an infraction, or found to have violated an ordinance. All courts, except Marion County Township Courts, distribute this fee to the State General Fund. Marion County Township Courts distribute 60% to the State General Fund and 40% to the township trustee to fund operations of the township small claims court.

Fee/Cost/Fine	Ind. Code § Citation	Fee Amount	Assessment and Distribution Notes:
Court Costs (except Marion County Township Courts)	33-37-4-1(a); Rule PC 1 section 2; 33-37-4-2(a); 33-37-4-3(a); 33-37-4-6; 33-37-4-7(a); 33-37-7-2(a)(1); 33-37-7-4(a)(1); 33-37-7-6(a)(1); 33-37-7-8	\$120 felony or misdemeanor; \$70 infraction or ordinance violation; \$120 juvenile actions (including CHINs, delinquency, and paternity); \$100 civil actions (some civil actions are exempted); \$35 small claims (except for Marion County Township Courts); \$120 probate/trust cases.	Court costs are charged upon conviction for felony or misdemeanor, charged upon judgment for infraction or ordinance violation; and upon filing for civil actions, small claims, and probate/trust cases. Court costs collected in the circuit and superior courts are distributed to the State, County, and Local General Funds in the following percentages: 70%, 27% and 3%. If court costs are collected in city or town courts they are distributed to the State, County, and Local General Funds in the following percentages: 55%, 20% and 25%.
Document Storage Fee	33-37-5-20, 33-37-5-2(a)(2); 33-34-8-1(a)(6); 33-34-8-3(b)(2); 33-37-4-1(b)(11); 33-37-4-2(b)(8); 33-37-4-3(b)(6); 33-37-4-4(b)(3); 33-37-4-6(b)(2); 33-37-4-7(b)(2)	\$5	Collected in all civil, criminal, juvenile, probate, infraction, ordinance violation, and small claims actions including small claims actions in a Marion County Township Court. Beginning July 1, 2015, the document storage fee increased to \$5 (from \$2) in all civil, criminal, infraction, and ordinance violation cases. Deposited to County Clerk Record Perpetuation Fund or Local Clerk Record Perpetuation Fund depending on collecting court. For fees collected after June 30, 2015, and before July 1, 2017, counties not operating under the state's automated judicial system (Odyssey) may use \$3 of the fee for purposes of the county's case management system

Fee/Cost/Fine	Ind. Code § Citation	Fee Amount	Assessment and Distribution Notes:
Judicial Insurance Adjustment Fee	33-37-5-25; 33-34-8-1(a)(10); 33-34-8-3(b)(1)(D); 33-37-4-1(b)(16); 33-37-4-2(b)(12); 33-37-4-3(b)(10); 33-37-4-4(b)(6); 33-37-4-6(b)(5); 33-37-4-7(b)(5); 33-37-1-1; 33-37-7-2(i); 33-37-7-8(h); 33-38-5-8.2	\$1	Collected in all actions. Distributed to state auditor for deposit to the state general fund.
Judicial Salaries Fee	33-37-5-26; 33-34-8-1(a)(11); 33-34-8-3(b)(1)(I); 33-37-4-1(b)(17); 33-37-4-2(b)(13); 33-37-4-3(b)(11); 33-37-4-4(b)(7); 33-37-4-6(b)(6); 33-37-4-7(b)(6); 33-37-7-2(h)(2); 33-37-7-8(i); 33-37-1-1	\$15 for small claims action including small claims actions filed in a Marion County Township Court, \$20 for all other actions.	This fee is imposed in all cases to support judicial salaries for the court. Circuit and superior courts distribute 100% to the State General Fund; city, town and township courts may retain 25% and distribute the remainder to the State General Fund. The 25% retained by the city and town courts is used to fund court operations. The 25% retained by a township court is deposited in the Township General Fund.
Public Defense Administration Fee	33-37-5-21.2; 33-37-1-1; 33-34-8-1(a)(9); 33-34-8-3(b)(1)(B); 33-37-4-1(b)(15); 33-37-4-2(b)(11); 33-37-4-3(b)(9); 33-37-4-4(b)(5); 33-37-4-6(b)(4); 33-37-4-7(b)(4); 33-37-7-2(h)(1); 33-37-7-8(g)(1)	\$5	Collected in all case types. Distributed to the State General Fund.

## Fees Charged Routinely in Criminal, Civil Violation (Infraction and Ordinance Violation), Deferral, and Pretrial Diversion Cases

Fee/Cost/Fine	Ind. Code § Citation	Fee Amount	Assessment and Distribution Notes:
Adult Probation User and Administration Fees	35-38-2-1; 35-38-2-1.5; 9-30-9-9	Misdemeanor – Initial User’s Fee \$50 or less; Monthly User’s Fee \$10 - \$20; Administrative Fee \$50 Felony – Initial User’s Fee \$25 - \$100; Monthly User’s Fee \$15 - \$30; Administrative Fee \$100.	<p>Assessed to adults convicted of a felony or misdemeanor and placed on probation. Court has option/discretion to require payment of the misdemeanor probation user and administrative fees but must impose felony probation user and administrative fees. A person placed on probation for more than one crime may be required to pay more than one initial probation user fee; but he/she cannot be required to pay more than one monthly probation user fee. A court may order a person to pay probation user fees that exceed the statutory maximums if that person was placed on probation in another state and moved or transferred to Indiana; the other state allows a higher probation user’s fee than Indiana’s maximum, and the probation user’s fees the Indiana court orders the person to pay does not exceed the maximum amount allowed in the other state.</p> <p>Distributed to County Supplemental Adult Probation Services Fund; but, if these fees are collected by the clerk of a city or town court or the probation department of a city or town and the city or town has an adult probation services program, then the fees are transferred to the fiscal officer for deposit to the Local Supplemental Adult Probation Services Fund. The clerk collecting these fees may keep up to 3% of the fee amount to defray the administrative costs of collecting the fee. This 3% is deposited in the Clerk Record Perpetuation Fund. The clerk may also be asked to transfer an additional 3% of this fee to the County or Local General Fund depending upon the requesting fiscal officer.</p>



Fee/Cost/Fine	Ind. Code § Citation	Fee Amount	Assessment and Distribution Notes:
Alcohol Abuse Deterrent Program Fee and Medical Fee	33-37-5-11; 9-30-9	Alcohol abuse deterrent program fee may not exceed \$400; Medical fee may not exceed \$150.	The probation department shall collect an alcohol abuse deterrent program fee and a medical fee set by the court under Ind. Code § 9-30-9-8 in actions in a court in a county that has established a program under Ind. Code § 9-30-9 (Circuit Court Alcohol Abuse Deterrent Programs). The probation department shall deposit these fees into the Supplemental Adult Probation Services Fund. Monies in a Supplemental Probation Services Fund may be used only to supplement probation services and to supplement salaries for probation officers and may not be used to replace other funding of probation services. See Ind. Code § 35-38-2-1(h).
Alcohol and Drug Countermeasures Fee (previously the Countermeasures Fee)	9-30-5; 33-37-5-10; 33-37-4-1(b)(6); 33-37-7-2(b)(2); 33-37-7-2(c)(2); 33-37-4-2(b)(4); 33-37-4-3(b)(5); 5-2-11; 33-37-9-4; 9-27-2-11; 9-21-8-50; 9-21-8-52; 7.1-5-1-3; 7.1-5-1-6	\$200	The clerk shall collect an Alcohol and Drug Countermeasures Fee in each action in which a person found to have committed an OVWI offense or a person who has been adjudicated a delinquent for an act that would be an OVWI if committed by an adult AND the person's driving privileges are suspended by the court or the BMV as a result of the finding. This fee is also charged as a part of some plea agreements involving OVWI offenses. 25% is deposited in the State User Fee Fund and 75% is deposited in the County Drug Fee Community Fund. The county auditor administers this fund. Each year the county fiscal body appropriates from the fund amounts allocated by the county legislative body for the use of persons, organizations, agencies, and political subdivisions to carry out recommended actions by the local coordinating council and approved by the Commission for a Drug Fee Indiana. See Ind. Code § 5-2-11-5.

<b>Fee/Cost/Fine</b>	<b>Ind. Code § Citation</b>	<b>Fee Amount</b>	<b>Assessment and Distribution Notes:</b>
Alcohol and Drug Services Program Fee	33-37-5-8(b); 12-23-14-16; 33-37-8-5(b)(4); 33-37-8-3(b)(2); 33-37-4-1(b)(3); 33-37-4-2(b)(2)	Set by court rule and may not exceed \$400.	This fee is collected in criminal, infraction, and ordinance violation cases in a county that has established an alcohol and drug services program. The fee is collected by a schedule adopted by the court (including city and town courts). Deposited into the County or Local User Fee Fund depending on court collecting. Upon receipt of monthly claims submitted under oath to the fiscal body by the Alcohol and Drug Services Program, the fiscal body shall appropriate the amount collected to the Alcohol and Drug Services Program.
Bail Bond Fee	35-33-8-3.2(d)	\$5	Collected on all admissions to bail on a surety, property, or cash deposit bond. Distributed to Public Employees Retirement Fund.
Bond Administration Fee	35-33-8-3.2(a)(2)	10% of the value of the cash bond or \$50 whichever is less.	This is an administrative fee charged by the clerk when a defendant executes a cash bond. This fee may be retained regardless of the disposition of the case. Deposited in the County or Local General Fund depending on the court collecting.
Child Abuse Prevention Fee	33-37-5-12; 33-37-4-1(b)(7); 33-37-7-2(b)(3)	\$100	Assessed against a defendant who is found guilty of certain criminal offenses against the person (listed in Ind. Code § 33-37-5-12(1)) and the victim is less than 18 years of age. As of 7/1/2012, 100% of the fee is deposited to the State User Fee Fund.
Child Restraint System Violation Fine	9-19-11	Varies	Judgments collected for violations of Ind. Code § 9-19-11 Passenger Restraint Systems for Children. Distributed to the State Child Restraint System Account established within the State General Fund.
Civil Penalties for Local Ordinance Violations	34-28-5-4l; 34-28-5-1(i); 36-1-3-8	Varies	These are judgments for local ordinance violations. Deposited to the County or Local General Fund depending on whether the ordinance is countywide or a city/town ordinance.

Fee/Cost/Fine	Ind. Code § Citation	Fee Amount	Assessment and Distribution Notes:
<p>Deferral Program Fee (assessed in deferral programs for infractions and ordinance violations)</p>	<p>34-28-5-1(g); 34-28-5-1(h); 33-37-4-2l(3); 33-37-4-2l; 33-37-7-2(a); 33-37-7-8(a); 33-37-8-3(b)(4); 33-37-8-5(b)(6); 33-37-8-5(c); 4-6-12-9; 33-37-8-4(b); 33-37-8-6(b)</p>	<p>The initial user's fee may not exceed \$52, and the monthly fee may not exceed \$10. The monthly fee is charged each month the defendant remains in the deferral program.</p>	<p>This fee is assessed in lieu of standard court costs and judgments when the county prosecutor or municipal attorney has established a deferral program for infractions and ordinance violations. The defendant may be charged an initial user's fee and a monthly user's fee. The initial and monthly user's fees are collectively referred to as the Deferral Program Fee. In addition, if the action involves a moving traffic violation, the defendant is also assessed a court cost of \$70. The court must assess the \$5 Automated Record Keeping Fee in all deferral program cases. Deferral programs are not available to offenses under Ind. Code § 9-24-6 involving the operation of a commercial motor vehicle. The Deferral Program Fee (initial and monthly user's fees) is deposited in the County or City/Town User Fee Fund depending on the court collecting. The county auditor is directed to deposit \$2 of each Deferral Program Fee to the Jury Pay Fund. Funds derived from a deferral or pretrial diversion program may be disbursed only by the adoption of an ordinance appropriating the finds for the specific purposes defined in Ind. Code § 33-37-8-4(b) and these funds may only be used in accordance with guidelines adopted by the prosecuting attorneys' council under Ind. Code § 33-39-8-5.</p>

Fee/Cost/Fine	Ind. Code § Citation	Fee Amount	Assessment and Distribution Notes:
Deferred Prosecution Fee (assessed in pretrial diversion programs for misdemeanors, level 6 and level 5 felonies see 33-39-1-8)	33-37-5-17; 33-39-1-8; 33-37-7-2(a)(7); 33-37-7-4(a)(7); 33-37-7-6(a)(7); 33-37-7-8(a)(5), (b)(5), and (c)(5); 33-39-1-8(d); 33-39-1-8(h); 33-37-4-1(b)(10)	\$120	This fee is assessed in lieu of standard court costs when the county prosecutor or municipal attorney has established a pretrial diversion program for misdemeanors. The defendant must be charged a mandatory Deferred Prosecution Fee of \$120. The defendant must also be charged the Automated Record Keeping Fee and may be assessed Pretrial Diversion Program Fees. The Deferred Prosecution Fee is distributed to the State/County/Local General Funds in the following percentages 70%, 27%, 3% if assessed in a circuit or superior court or 55%, 20%, 25% if assessed in a city/town court.
DNA Sample Processing Fee	33-37-5-26.2; 33-37-7-2(h)(3); 33-37-4-1(b)(19); 33-37-4-2(b)(15); 33-37-7-8(g)(2); 33-37-7-9(b)(9); 10-13-6-9.5	\$3	Collected from anyone convicted of a felony or misdemeanor, found to have committed an infraction, ordinance violation, or required to pay a Pretrial Diversion Fee. Distributed to State General Fund for deposit to the DNA Sample Processing Fund.
Domestic Violence Prevention and Treatment Fee	33-37-5-13; 33-37-7-2(b)(4); 33-37-4-1(b)(8)	\$50	Collected in criminal actions in which the defendant is found guilty of murder, causing suicide, voluntary manslaughter, reckless homicide, battery/domestic battery, strangulation, or rape and the victim is the defendant's spouse, former spouse, living as if the defendant's spouse, or if the victim has a child in common with the defendant. This fee is sometimes referred to as the "Family Violence Fee". Distributed to State User Fee Fund.

Fee/Cost/Fine	Ind. Code § Citation	Fee Amount	Assessment and Distribution Notes:
Drug Abuse, Prosecution, Interdiction, and Correction Fee	35-48-4; 33-37-4-1(b)(5); 33-37-5-9; 33-37-7-2(b)(1); 33-37-7-2(c)(1); 5-2-11-2; 35-48-4	At least \$200 but not more than \$1,000.	All courts, including city/town courts, must assess this fee of at least \$200 but not more than \$1,000 against a person convicted of a controlled substance offense. The court must consider the person's ability to pay when determining the amount of the fee. 25% is deposited in the State User Fee Fund and 75% is deposited in the County Drug Free Community Fund. The county auditor administers this fund. Each year the county fiscal body appropriates from the fund amounts allocated by the county legislative body for the use of persons, organizations, agencies, and political subdivisions to carry out recommended actions by the local coordinating council and approved by the Commission for a Drug Fee Indiana. See Ind. Code § 5-2-11-5.
Emergency Medical Services Restitution Fee	9-30-5-17; 16-31-8	Not to exceed \$1,000.	Assessed in felony/misdemeanor convictions under Ind. Code § Ind. Code § 9-30-5 (OVWI). For emergency medical services necessitated due to the offense. Distributed to the Emergency Medical Services Restitution Fund.
Fines and Forfeitures	Indiana Constitution Article 8 section 2	Varies	Fines and forfeitures are assessed in criminal convictions. All fines and forfeitures are deposited in the State Common School Fund.
Highway Worksite Zone Fee	33-37-5-14; 33-37-7-2(b)(5); 33-37-4-1(b)(9); 33-37-4-2(b)(5); 33-37-7-8(d)(3); 9-21-5-2; 9-21-5-3; 9-21-8-7.5	\$0.50 or \$25.50	The clerk must collect a fifty-cent Highway Work Zone Fee in each traffic offense, including traffic infractions, misdemeanors, and ordinance violations. If the offense involves exceeding a worksite speed limit or failure to merge properly in the work zone AND the judge orders to the clerk to collect the fee for exceeding a worksite speed limit or failure to merge, the fee is \$25.50. Distributed to State User Fee Fund.

Fee/Cost/Fine	Ind. Code § Citation	Fee Amount	Assessment and Distribution Notes:
Infraction Judgment Collections	34-28-5-5l; 34-28-5-4(h); 34-28-5-5l	Varies	Judgments collected for cases in which a defendant is found to have committed an infraction that has statewide applicability. In most cases these funds are deposited in the State General Fund but there are exceptions such as worksite speed limit judgments, child restraint violations and youth tobacco civil penalties. Marion County must deposit infraction judgment collections for traffic violations in a dedicated non-reverting county fund used to pay county commissioners appointed under Ind. Code § 33-33-49 and for Marion County's guardian ad litem program.
Jury Fee	33-37-5-19; 33-37-4-2(b)(7); 33-37-8-5(b)7; 33-37-8-8; 33-37-11-2	\$2	Collected in each action in which a defendant is found to have committed a crime, violated a statute defining an infraction, or violated an ordinance of a municipal corporation. City courts can conduct jury trials and should collect the jury fee. Distributed to the County User Fee Fund. If the clerk certifies to a county fiscal body the amount of jury fees collected, the county fiscal body will direct the auditor to transfer the amount to the Jury Pay Fund.
Late Surrender Fee	27-10-2-12l and (i); 36-8-10-12; 35-33-14-5	The fee amount is based on the number of days it takes for bail agent/surety to comply with the court order to surrender defendant to the court.	When a bonded defendant fails to appear, a late surrender fee based on a percentage of the value of the bond is assessed against the bail agent/surety. 50% is deposited in the Police Pension Trust Fund and 50% is deposited in the County Extradition Fund.

Fee/Cost/Fine	Ind. Code § Citation	Fee Amount	Assessment and Distribution Notes:
Law Enforcement Continuing Education Program Fee	33-37-5-8; 33-37-4-1(b)(4) and (d)(4); 33-37-4-2(b)(3) and (c)(2); 33-37-8-3(b)(3); 33-37-8-5(b)(5)	\$4	This fee is charged in each action where a defendant is found to have committed a crime, violated a statute defining an infraction, or violated an ordinance of a municipal corporation. This fee is deposited in the County or Local User Fee Fund depending on the court collecting. The county or local law enforcement agency may submit claims containing verified statement of cause numbers for fees collected attributable to the law enforcement efforts of that agency. These statements are submitted to the county or local fiscal body. Funds are ultimately deposited into the county or local Law Enforcement Continuing Education Fund. This fund may only be used for the purposes stated in Ind. Code § 5-2-8-1 or Ind. Code § 5-2-8-2.
Marijuana Eradication Program Fee	33-37-5-7; 35-48-4; 15-16-7-8; 33-37-8-5(b)(3)	Up to \$300.	This fee may be assessed by the court in any conviction relating to a controlled substance in a county with a Weed Control Board. This fee is deposited in the County User Fee Fund. Upon receipt of monthly claims submitted under oath to the fiscal body by the Weed Control Board, the fiscal body shall appropriate the amount collected to the Marijuana Eradication Program.

Fee/Cost/Fine	Ind. Code § Citation	Fee Amount	Assessment and Distribution Notes:
<p>Pretrial Diversion Program Fee (assessed in pretrial diversion programs for misdemeanors, level 6 and level 5 felonies see 33-39-1-8(d0(1))</p>	<p>33-39-1-8(d); 33-39-1-8(h); 33-37-4-11; 33-37-4-1(d); 33-37-8-3(b)(1); 33-37-8-5(b)(1); 33-37-8-6(b); 33-37-8-7; 33-37-8-4(b); 33-37-8-6(b); 33-37-4-1(b)(10); 33-37-7-2(a); 33-37-7-8; 33-37-5-17; 33-37-7-4(a)(7); 33-37-7-6(a)(7); 33-37-4-2(b)(6)</p>	<p>\$50 initial user's fee for a misdemeanor and \$75 initial user's fee for a felony and \$20 monthly user's fee. May also assess any additional program fee or cost that is reasonably related to the person's rehabilitation and approved by the court.</p>	<p>This fee may be assessed as part of a pretrial diversion program established by the county prosecutor or municipal attorney. The Pretrial Diversion Fee consists of a \$50 initial user's fee for a misdemeanor and \$75 initial user's fee for a felony and a \$20 monthly fee. The monthly fee is assessed for each month the accused remains in the pretrial diversion program and may not be collected beyond the max length of the possible sentence. The initial user's fee and monthly user's fee are collectively referred to as the Pretrial Diversion Fee (see Ind. Code § 33-37-4-11). These fees may be waived by the prosecutor/municipal attorney. The court must assess the Deferred Prosecution Fee and the Automated Recordkeeping Fee in pretrial diversion cases. Deposited in the County or Local User Fee Fund depending on the court collecting. Pretrial Diversion Fees deposited in the County User Fee Fund may ultimately be deposited in a County Pretrial Diversion Program Fund if one has been established. Funds derived from a deferral or pretrial diversion program may be disbursed only by the adoption of an ordinance appropriating the funds for the specific purposes defined in Ind. Code § 33-37-8-4(b) and these funds may only be used in accordance with guidelines adopted by the prosecuting attorneys' council under Ind. Code § 33-39-8-5.</p>



Fee/Cost/Fine	Ind. Code § Citation	Fee Amount	Assessment and Distribution Notes:
Pretrial Services Fees	35-33-8-3.3	Initial: \$25 to \$100; monthly: \$15 to \$30; administrative : \$100.	Collected if the defendant has a prior unrelated conviction for any offense, is charged with a new offense, and is placed under the supervision of a probation officer or pretrial services agency. Defendant must have the ability to pay, and the court finds by clear and convincing evidence that the supervision is necessary to ensure the defendant's appearance in court or the physical safety of the community or another person. The clerk may retain no more than 3% of this fee to defray the administrative costs of collecting this fee. The clerk's portion is distributed to the county auditor for deposit in the County General Fund. The remainder of the fee is deposited 50% to County Supplemental Adult Probation Services Fund and 50% to County Supplemental Public Defender Services Fund.
Problem-Solving Court Fee	33-37-5-24; 33-23-16-23; 33-37-8-5(b)(8)	Administration Fee not to exceed \$100; Monthly Fee not to exceed \$50.	This fee consists of the monthly fee, the administration fee and any fees for Problem-Solving court services adopted by local court rule. The monthly fee can vary by court provided the fee does not exceed the \$50 monthly maximum set by the Indiana Problem-Solving Court Committee. The administration fee may not exceed \$100 for initial Problem-Solving court services. Problem-solving courts may also adopt fees for other Problem-Solving court services such as chemical testing fees or transfer fees, by local rule provided these local fees are consistent with the range of fees established by the Board of Directors of the Judicial Conference of Indiana. Distributed to County User Fee Fund to be used to fund Problem-Solving court services under Ind. Code § 33-23-16.

<b>Fee/Cost/Fine</b>	<b>Ind. Code § Citation</b>	<b>Fee Amount</b>	<b>Assessment and Distribution Notes:</b>
Reimbursement of Incarceration Costs	35-50-5-4; 36-2-13-15; 36-2-13-16	The lesser of \$30 per day or the per diem calculated by the auditor.	If a county has enacted an ordinance under Ind. Code § 36-2-13-15, this fee may be ordered if a person is sentenced for a felony or misdemeanor and detained in a county jail for more than 72 hours. This fee may not be assessed if the defendant is a member of a family that makes less than 150% of the federal income poverty level or if the defendant has been detained as a child subject to the jurisdiction of the juvenile court. Distributed to the Non-Reverting County Prisoner Reimbursement Fund.

<p>Reimbursements to County or Municipality for Public Defense Expenditures</p>	<p>33-40-3-1, 35-33-7-6; 33-40-3-10; 33-40-3-6; 33-37-2-3; 35-33-8-3.2</p>	<p>Reimbursement cannot exceed the amount expended for public defense for that defendant.</p>	<p>At the initial hearing, after the defendant is declared indigent but able to pay costs of representation, the court shall order the defendant to pay a fee of \$100 for a felony or \$50 for a misdemeanor. A court is not prohibited from imposing the fee at other stages in the proceeding. See Ind. Code § 35-33-7-6. If the court finds a convicted person is not indigent, it shall order the person to pay the entire amount of costs at the time sentence is pronounced, at some later date, or the person may be ordered to pay specified parts of the costs at designated intervals. The court may suspend payment of costs until the convicted person has completed all or part of the sentence. If the court suspends payment of costs, it must conduct an indigency hearing at the time costs are due. See Ind. Code § 33-37-2-3. The court can deduct fines, costs, fees, and restitution upon conviction, and the publicly paid costs of representation regardless of conviction from cash bonds or the cash deposit on a surety bond (but not bail bonds or real estate bonds), provided the defendant or each person who makes a deposit on behalf of the defendant executes an agreement to the attachment of the bond upon disposition of the case. Any amount remaining after payment of these costs is remitted to the defendant or person who made the deposit on behalf of the defendant. Ind. Code § 35-33-8-3.2. All statutes that require a defendant to reimburse a county for public defense expenditures require the clerk to deposit the monies received to the Supplemental Public Defender Services Fund. All courts, other than city courts in Lake County, must deposit these funds to the County Supplemental Public Defender Services Fund. See Ind. Code § 33-40-3-1. Although a city court may have provided for an indigent defendant's representation out of its own budget, all city courts, other than those in Lake County,</p>
---	--	---	---

Fee/Cost/Fine	Ind. Code § Citation	Fee Amount	Assessment and Distribution Notes:
			must collect and deposit the fee assessed under Ind. Code § 35-33-7-6 and all other reimbursements for public defense expenses to the County Supplemental Public Defender Services Fund. Only Lake County city courts are authorized by statute to have Local Supplemental Public Defender Services Funds. See Ind. Code § 33-40-3-10.
Reimbursements to Department of Natural Resources	14-8-2-318; 14-22-40-7; 14-22-40-8; 33-37-5-16(3); 14-22-3-3(1); 14-22-3-4	Amounts are set by statute and range from \$20 to \$1,000.	Three statutes (Ind. Code § 14-22-38-4 Unlawful taking or unlawful sale of deer or wild turkey; Ind. Code § 14-22-38-5 Unlawful taking of other wild animals; Ind. Code § 14-22-40-6 Unlawful shooting at law enforcement decoys) require a court to collect reimbursement for the DNR. Distributed to the DNR funds established under Ind. Code § 14-22.
Safe Schools Fee	33-37-5-18; 33-37-7-2(b)(6); 33-37-7-8(d)(4)	\$200 to \$1,000 based on the defendant's ability to pay.	In each criminal action in which a person is convicted of an offense in which the possession or use of a firearm was an element of the offense, the court must assess a Safe Schools Fee. Distributed to State User Fee Fund and County General Fund
Sexual Assault Victims Assistance Fee	33-37-5-23; 5-2-6-23(j); 33-37-4-1(b)(14); 33-37-7-21	Effective July 1, 2014, the fee is \$500 to \$5,000.	Collected on convictions of rape, criminal deviate conduct, child molesting, child exploitation, vicarious sexual gratification, child solicitation, child seduction, sexual battery, sexual misconduct with a minor as a Class A or Class B felony, or incest. Distributed to the Sexual Assault Victims Assistance Account within the State General Fund.
Special Death Benefit Fee	35-33-8-3.2(a), (d), and I; 5-10-10-5(a)	\$5	Collected by the clerk or sheriff at the time bail is collected. This fee is forwarded to the county auditor for further remittance to the Special Death Benefit Fund managed by the trustees of the Public Employees' Retirement Fund. This fee is in addition to the administrative fee authorized by IC 35-33-8-3.2(a)(2)

Fee/Cost/Fine	Ind. Code § Citation	Fee Amount	Assessment and Distribution Notes:
Vehicle License Judgments (Overweight vehicle cases)	9-20-18-12(f); 33-37-5-16(2)	Varies	Infraction judgments in overweight vehicle cases. Distributed to the State Highway Fund.
Worksite Speed Limit Judgments	9-21-5-11; 8-23-2-15(b)	Judgments range from \$300 to \$1,000 depending on whether the person charged with the infraction violation has committed prior infractions of violating a speed limit within the previous three years.	The Indiana Department of Transportation, the Indiana Finance Authority, or a local authority may establish temporary maximum speed limits in their respective jurisdictions and in the vicinity of a worksite. These temporary speed limits must be at least 10 mph below the maximum established speed limit, cannot exceed 45 mph and may only be enforced if workers are present in the immediate vicinity of the worksite or if the establishing authority determines the safety of the traveling public requires enforcement. The establishing authority shall post signs notifying the traveling public of the temporary maximum speed limits. The funds collected as judgments for the infraction of violating a worksite speed limit are transferred to the Indiana Department of Transportation to hire off-duty police officers to patrol highway work zones.
Youth Tobacco Civil Penalty	7.1-3-18.5-6(d); 7.1-3-18.5-7; 7.1-6-2-6; 7.1-6-2-8; 24-3-5-5; 24-3-5-8; 35-46-1-10; 35-46-1-10.2; 35-46-1-11.5; 35-46-1-11.7; 35-46-1-11.8	Varies	Civil penalty assessed most often for sale of tobacco to minors but there are other situations in which this penalty is assessed. The clerk distributes these funds to the state auditor for deposit to the Richard D. Doyle Youth Tobacco Education and Enforcement Fund.

## Fees Charged in Civil, Small Claims, Juvenile, and Probate Cases

<b>Fee/Cost/Fine</b>	<b>Ind. Code § Citation</b>	<b>Fee Amount</b>	<b>Assessment and Distribution Notes:</b>
Alternative Dispute Resolution Fee (ADR Fee)	33-23-6-1; 33-26-6-2	\$20	Collected in each legal separation, paternity, or dissolution of marriage action filed under Ind. Code § 31 in counties participating in the Alternative Dispute Resolution Plan authorized by the Judicial Conference of Indiana. Distributed to the county Alternative Dispute Resolution Fund.
Civil Action Service Fee	33-37-5-28(b)(1); 33-37-7-2(j); 33-37-4-4(b)(9)	\$10 for each additional defendant added after the first named defendant in the case.	The plaintiff in a civil action pays this fee when other civil costs are paid, if applicable. When defendants file cross-complaints and name additional defendants (including third-party defendants) beyond the original plaintiff, the defendant/cross-claimant is also charged the Civil Action Service Fee. This fee is not collected when service is made by publication in accordance with Indiana Trial Rule 4.13. Distributed to County General Fund or Local General Fund depending on court collecting.
Civil Garnishee Defendant Service Fee	33-37-5-28(b)(3); 33-37-5-28(b)(4); 33-37-4-4(b)(10); 33-37-7-2(k)	\$10 per additional garnishee added in excess of three garnishees.	Collected from the party filing the civil action for each garnishee named in excess of three garnishees. When a garnishee is added in excess of three garnishees, this fee is collected from the party adding the additional garnishee(s). This fee is not collected when service is made in accordance with Indiana Trial Rule 4.13. Distributed to County General Fund or Local General Fund depending on court collecting.

Fee/Cost/Fine	Ind. Code § Citation	Fee Amount	Assessment and Distribution Notes:
Guardian Ad Litem/Court Appointed Special Advocate (GAL/CASA) User Fee in Dissolution or Legal Separation Actions	31-15-6-10; 31-15-6-11; 31-17-6-9	No amount specified by statute.	Court may order either or both parents of a child for whom a GAL/CASA is appointed in a dissolution or legal separation action to pay this user fee. The court may order this fee paid to the clerk or directly to the GAL or CASA program that provided the services or to the individual or attorney GAL that provided the services. If this fee is paid to the clerk, it is deposited in the county GAL or County CASA fund. The fiscal body of the county appropriates money from these funds to a court having jurisdiction over custody actions for the court's use in providing GAL/CASA services including the costs of representation.
Guardian Ad Litem/Court Appointed Special Advocate (GAL/CASA) User Fee in Juvenile Actions	31-40-3-1; 31-40-3-2	Not to exceed \$100.	The Juvenile division of the trial court may order the parent or estate of a child for whom guardian <i>ad litem</i> , or a CASA is appointed to pay up to \$100 for the service. The money is paid to the county probation department which deposits the fee to either the County GAL or County CASA fund, depending upon the appointment. The fiscal body of the county appropriates money from these funds to county juvenile courts allowing them to provide GAL/CASA services.
Informal Adjustment Program Fee	31-37-9-9; 31-37-9-10; 33-37-8-5(b)(2)	A monthly fee of at least \$5 but no more than \$15.	Assessed in lieu of juvenile court costs for each month a child participates in a Program of Informal Adjustment. Collected by the probation department and transferred to the county auditor for deposit to County User Fee Fund.

Fee/Cost/Fine	Ind. Code § Citation	Fee Amount	Assessment and Distribution Notes:
Juvenile Probation User's Fees	31-40-2-1; 31-40-2-1.5; 31-40-2-1.7	Initial User's Fee \$25 - \$100; Monthly User's Fee \$10 - \$25 per month; Administrative Fee \$100.	A court may order a juvenile and/or the parent of a juvenile who is placed on supervision to pay an initial user fee from \$25 to \$100 and a monthly user fee from \$10 to \$25. If a delinquent child is supervised, the administrative fee is \$100, which is collected before the other probation user fees. A delinquent child placed on probation for more than one delinquent act may be required to pay more than one initial probation user's fee; however, he/she cannot be required to pay more than one monthly probation user's fee. A court may order a person to pay probation user fees that exceed the statutory maximums if that person was placed on probation in another state and moved or transferred to Indiana, the other state allows a higher probation user's fee than Indiana's maximum, and the probation user's fees the Indiana court orders the person to pay does not exceed the maximum amount allowed in the other state. A probation department may petition a court to impose or increase a probation user's fee if the financial ability of the supervised person changes while on probation. These fees are deposited in the County Supplemental Juvenile Probation Services Fund. The clerk may keep up to 3% to defray administrative costs (deposited in the Clerk Record Perpetuation Fund). The clerk may also be asked to transfer an additional 3% of the Probation User Fee to the County, City or Town General Fund depending upon the requesting fiscal officer.



<b>Fee/Cost/Fine</b>	<b>Ind. Code § Citation</b>	<b>Fee Amount</b>	<b>Assessment and Distribution Notes:</b>
Pro Bono Services Fee	33-37-5-31; 33-34-8-1(a)(13); 33-34-8-3(b)(1)(F); 33-37-4-4(b)(12); 33-37-4-6(b)(8); 33-37-4-7(b)(8); 33-37-7-2(n); 33-37-7-8(j)	\$1	Effective July 1, 2012, and ending June 30, 2022, this fee is collected in each civil action, small claims action, and probate action that requires payment of filing fees/costs. Distributed semiannually to the State Auditor for further distribution to the Indiana Bar Foundation to be used by the foundation to assist or establish approved pro bono legal services programs.
Service of Process Fee	33-37-5-15(a); 36-8-10-12; 33-37-5-15(d)	\$28	Collected from the person requesting service of a writ, an order, a process, a notice, a tax warrant, or any other paper by sheriff. May only be collected one time per case for the duration of the case, but the sheriff can collect one additional service of process fee of \$25 per case for any post judgment service. Collected by the sheriff. The sheriff distributes this fee to the county auditor for deposit in the County Pension Trust or County General Fund if there is no County Pension Trust.
Service of Process Fee (civil actions filed outside of Indiana)	33-37-5-15(b); 36-8-10-12; 33-37-5-15(d)	\$60	Collected from the person requesting service by sheriff in Indiana of a writ, order, process, notice, tax warrant, or any other paper for a civil action filed outside of Indiana. This fee may only be collected one time per case for the duration of the case and is usually collected by the sheriff. The sheriff distributes this fee to the county auditor for deposit in the County Pension Trust or County General Fund if there is no County Pension Trust.
Small Claims Garnishee Defendant Service Fee	33-37-4-6(a)(1)(C); 33-37-4-6(a)(3); 33-37-7-2(g)(2); 33-37-7-8(f)(3); 33-35-3-9(c)	\$10 per additional garnishee added in excess of three garnishees.	Collected from the party filing the small claims action for each garnishee named in excess of three garnishees. When a garnishee is added in excess of three garnishees, this fee is collected from the party adding the additional garnishee(s). Depending on court collecting, this fee is distributed to County or Local General Fund.

Fee/Cost/Fine	Ind. Code § Citation	Fee Amount	Assessment and Distribution Notes:
Small Claims Service Fee	33-37-4-6(a)(1)(B); 33-37-4-6(a)(2); 33-37-7-2(g)(1); 33-37-7-8(f)(2); 33-35-3-9(c)	\$10 for each additional party added after the first named defendant in the case.	The plaintiff in a small claims action pays this fee when other civil costs are paid. Depending on court collecting, this fee is distributed to County or Local General Fund.
Support and Maintenance Fee	33-37-5-6; 31-16-21-1; 33-37-4-4(b)(2); 33-37-7-2(f)	\$55 for the calendar year.	Applies to any action in which a final court order requires a person to pay support or maintenance payments through the clerk or the State Central Collection Unit. The clerk may not deduct this fee from a support or maintenance payment. Fees collected in non-Title IV-D child support cases are distributed to the county auditor. Fees from Title IV-D cases are distributed as follows: the designated percentage share that is reimbursable to the county at the federal financial participation rate is delivered to the county auditor; money not reimbursable to the county shall be delivered to the Office of the Secretary of Family and Social Services. The fee goes to the County General Fund if collected by the county clerk, or the State General Fund if collected by the State Central Collection Unit.

## Other Sources of Revenue

Fee/Cost/Fine	Ind. Code § Citation	Fee Amount	Assessment and Distribution Notes:
Document Fee	33-37-5-1; 33-37-5-3; 33-37-5-4; 33-37-5-5	Not more than \$1 per page to prepare a transcript or copy of any record; \$1 per certificate; \$3 to record transcript of judgment.	Several different document fees may be assessed. A document fee may be charged for preparing a transcript or a copy of any record; to authenticate (certify under seal) a copy of any record, paper, or transcript; or to prepare/record a transcript of any judgment to become a lien on real estate. Any document fee collected for preparing a transcript or copy of any record should be deposited in the Clerk's Record Perpetuation Fund IC 33-37-5-2(a)(6). All other document fees should be deposited to County or Local General Fund depending on collecting court.
Interstate Probation Transfer Fee	11-13-4.5-4	\$125	An Indiana offender or delinquent child on probation or parole who applies to be transferred out of state under the Interstate Compact for Adult Offender Supervision or Interstate Compact for Juveniles must pay a fee of \$125 to the county probation department (if on probation) or the Department of Correction (if on parole). The fees collected by probation shall be transferred to the county treasurer who will deposit 50% in the County Offender Transportation Fund. The remaining 50% shall be transmitted to the Indiana Supreme Court or deposit in the State General Fund to be used to cover the cost of administering the Interstate Compact for Adult Offender Supervision and the Interstate Compact for Juveniles. The fees collected by the Department of Correction shall be deposited in the State General Fund to be used to cover the cost of administering the Interstate Compact for Adult Offender Supervision and the Interstate Compact for Juveniles.

Fee/Cost/Fine	Ind. Code § Citation	Fee Amount	Assessment and Distribution Notes:
Intra-state Probation Transfer Fee	Indiana Rules of Criminal Procedure 2.3(D)	\$75	A probationer who applies to have supervision transferred from one county to another within the State of Indiana pays a \$75 transfer fee to the receiving court. The receiving court may waive this fee if the offender is indigent. This fee is deposited in the receiving county's Supplemental Adult Probation Services Fund.
Late Payment Fee	33-37-5-22; 33-34-8-1; 33-37-4-1(b)(13); 33-37-4-2(b)(10); 33-37-4-3(b)(8); 33-37-5-2(a)(3); 33-37-7-2(d); 33-37-7-8(f)(1)	\$25	This fee is imposed if a defendant, convicted of a criminal action, ordinance violation, infraction (including unlawfully parking in a space reserved for a person with a physical disability), or delinquent act, fails to pay the costs, fines, or civil penalties to the clerk by the deadline set by the court. A court can suspend the late payment fee if the court finds good cause for failure to make timely payment of the fee. This fee of \$25 must be adopted by local rule. Deposited in the County or Local General Fund depending on the collecting court; however, if the fee is collected by the circuit court, a local ordinance may provide 40% of late fees will be deposited in the Clerk Record Perpetuation Fund and 60% in the County General Fund. If this fee is collected by a Marion County Small Claims Court, distribution is to the township trustee.

## Marion County Small Claims Court Revenue References

The nine Marion County Small Claims Courts submit the same Reports on Court Revenue as the Circuit, Superior, Probate, and City and Town Courts; however, there are some fees collected that are designated for Marion County Small Claims Courts only. The following table references the additional fees collected:

<b>Fee/Cost/Fine</b>	<b>Ind. Code § Citation</b>	<b>Fee Amount</b>	<b>Assessment and Distribution Notes:</b>
Court Costs for Marion County Township Courts	33-34-8-1(a)(1); 33-34-8-1(b); 33-34-8-3; 33-37-4-2	\$37	A township docket fee of \$5 plus 45% of the court costs fee from Ind. Code § 33-37-4-2 for an infraction/ordinance violation case (currently \$70) rounded up to the nearest whole dollar. Distributed to township trustee monthly.
Redocketing Fee (Marion County Township Courts only)	33-34-8-1(a)(5); 33-34-8-3(a)	\$5	This fee is assessed if a claimant seeks to have a previously closed or dismissed case reopened for a resolution. Distributed to township trustee monthly.
Service of Process Fee Marion County Township Courts	33-34-8-1(a)(2); or 33-34-8-1(a)(3); 33-34-6-4(b)(5); 33-34-6-4(b)(6); 33-34-6-4(b)(7)	\$15 for service by certified mail or \$15 for personal service.	The plaintiff in a small claims action in a Marion County Township Court may choose service by certified mail or personal service and will only be charged one \$15 service fee. This fee is distributed to the constable or bailiff who executed service.

# Distribution of Revenue

Revenue collected by a court is disbursed to state, county, or local general funds, user fee funds, or special funds used for specific programs or initiatives. Marion County Small Claims Courts (townships) have fees unique to their nine courts.

## General Revenue Fund

A general fund consists of all money paid into the state, county or local treasury that is not required to be used for a specific purpose by constitution, statute, or local ordinance. The following fees fall into this category:

- Court Administration Fee
- Court Costs (except Marion County Small Claims (Township) Courts)
- Deferred Prosecution Fee (assessed in pretrial diversion programs for certain level 5 and 6 felonies and misdemeanors)
- Infraction Judgment Collections
- Judicial Salaries Fee
- Public Defense Administration Fee
- Support and Maintenance Fee
- Bond Administration Fee
- Civil Action Service Fee
- Civil Garnishee Defendant Service Fee
- Civil Penalties for Local Ordinance Violations
- Document Fee
- Small Claims Garnishee Defendant Service Fee

## State User Fee Fund

Statutes require revenue generated from these fees be distributed to the State User Fee Fund:

- Automated Record Keeping Fee
- Child Abuse Prevention Fee
- Countermeasures Fee
- Domestic Violence Prevention & Treatment Fee
- Highway Work Zone Fee
- Safe Schools Fee

The State Treasurer administers the State User Fee Fund. Semiannually, the State Treasurer distributes a set amount (currently \$1,288,000) from this fund to the State Auditor to be further distributed in specific percentages set by state statute to other state funds dedicated for specific purposes as follows:

- 14.98% to the Alcohol and Drug Countermeasures Fund
- 8.42% to the Drug Interdiction Fund
- 4.68% to the Drug Prosecution Fund
- 5.62% to the Corrections Drug Abuse Fund
- 22.47% to the State Drug Free Communities Fund
- 7.98% to the Indiana Department of Transportation for use under Ind. Code § 8-23-2-15
- 20.32% to the Family Violence and Victim Assistance Fund
- 15.53% to the Indiana Safe Schools Fund

After each semiannual distribution, the State Treasurer distributes the funds remaining in the State User Fee Fund to the Court Technology Fund established by Ind. Code § 33-24-6-12. See Ind. Code § 33-37-9-4.

## County and City/Town User Fee Funds

Each county has a County User Fee Fund, administered by the county auditor, to finance various programs such as a pretrial diversion or deferral program, informal adjustment programs for juveniles, marijuana eradication programs, alcohol and drug services programs, continuing education for law enforcement, payment for jurors, and problem-solving courts.

Every city or town that has established a city or town court is authorized by state statute to have a user fee fund for the purposes of supplementing the funds available to operate a pretrial diversion or deferral program, to provide for the continuing education of law enforcement officers, for local problem-solving courts, and for a local alcohol and drug services program. The following fees fall into the County and City/Town User Fee Funds:

- Alcohol and Drug Services Program Fee
- Deferral Program Fee (assessed in deferral programs for infractions and ordinance violations)
- Informal Adjustment Program Fee
- Jury Fee
- Law Enforcement Continuing Education Program Fee
- Marijuana Eradication Program Fee
- Pretrial Diversion Program Fee (assessed in pretrial diversion programs for misdemeanors)
- Problem-Solving Court Fee
- Revenue for Specific Purposes
- State statutes dedicate the revenue generated from these fees/costs to specific programs or initiatives:
- Adult Probation User and Administration Fees
- Alcohol Abuse Deterrent Program Fee and Medical Fee
- Alcohol and Drug Countermeasures Fee
- Alternative Dispute Resolution Fee (ADR)
- Bail Bond Fee
- Child Restraint System Violation Fine
- DNA Sample Processing Fee
- Document Storage Fee
- Drug Abuse, Prosecution, Interdiction and Corrections Fee
- Emergency Medical Services Restitution Fee
- Fines and Forfeitures
- Guardian *ad Litem*/Court Appointed Special Advocate User Fee (Dissolution or Legal Separation Actions)
- Guardian Ad Litem/Court Appointed Special Advocate User Fee (Juvenile Actions)
- Interstate Probation Transfer Fee
- Intrastate Probation Transfer Fee
- Judicial Insurance Adjustment Fee
- Juvenile Probation User Fees
- Late Surrender Fee
- Late Payment Fee
- Pretrial Services Fee
- Pro Bono Services Fee
- Reimbursement of Incarceration Costs
- Reimbursements to County or Municipality for Public Defense Expenditures
- Reimbursements to Department of Natural Resources
- Service of Process Fee
- Service of Process Fee (civil actions filed outside of Indiana)
- Sexual Assault Victims Assistance Fee
- Special Death Benefit Fee
- Vehicle License Judgments (Overweight Vehicle Cases)
- Worksite Speed Limit Judgments
- Youth Tobacco Civil Penalty

## Revenue Unique to Marion County Small Claims Courts

These township courts also assess many of the other fees assessed in small claims case fees heard by county trial courts. The following costs/fees are only assessed by the nine Marion County Small Claims (township) Courts.

- Filing Fee and Township Docket Fee
- Redocketing Fee
- Service of Process Fee (Certified Mail)
- Service of Process Fee (Personal Service)

Ind. Code § 33-34-8-5 requires the Marion Circuit Judge to designate two of the nine Marion County Small Claims Courts as low caseload courts. Beginning July 1, 2015, all Marion County Small Claims courts that are not low caseload courts must begin sending \$1.50 of the township docket fee to the township trustee of each low caseload court at the end of each month.



# 2021 INDIANA TRIAL COURTS REPORT ON CASELOAD STATISTICS

---

2021 Indiana Trial Courts Report on Caseload Statistics.....	69
Summary of Caseload Reports.....	70
Criminal Case Types.....	70
Civil Violations .....	72
Juvenile Case Types.....	72
Civil Case Types.....	73
Court Business Record.....	75
Methods of Disposition.....	75
Movement of Cases.....	77
Case Types and Abbreviations .....	78
Court Services Information .....	79
Comparison of Cases from 2012-2021 .....	81
Cases Filed – All Courts.....	81
Cases Filed – Courts of Record .....	83
Cases Filed – City and Town Courts.....	85
Cases Disposed – All Courts.....	87
Cases Disposed – Courts of Record .....	89
Cases Disposed – City and Town Courts.....	91
Summary of 2021 New Filings by General Case Type .....	93
2021 Case Information - Totals All Courts .....	94
Statewide Case Totals – Courts of Record.....	96
Statewide Case Totals – City and Town Courts.....	98
Cases in which Pauper Counsel was Appointed .....	100
2021 Cases with Pauper Counsel .....	100
2021 Self Represented Litigants.....	101
2021 Method of Case Disposition .....	103
Summary of All Disposition Types.....	103
Statewide Disposition Totals – All Courts.....	104
Statewide Disposition Totals – Courts of Record .....	106
Statewide Disposition Totals – City and Town Courts.....	108
Statistical Trends.....	110
Additional Judicial Branch Reports .....	124
Indiana Supreme Court Annual Reports .....	124
Indiana Court of Appeals Reports.....	124
Indiana Tax Court Reports .....	124

# Summary of Caseload Reports

Ind. Code § 33-24-6-3(a)(2) requires IOCS to collect and compile statistical data on the judicial work of the courts. Each quarter, Indiana trial courts report their caseloads by electronically submitting a Quarterly Case Status Report (QCSR) using the Indiana Courts Online Reports (ICOR) system through INCite, the judicial system's secure extranet for court information. The QCSR reports contain summary information, by case type, on the number of cases filed and pending, the movement of cases between courts via transfer or venue, and the method by which cases were disposed during a reporting period. Once all QCSR reports have been received, data is then imported in excel and pdf format. Due to the significant amount of information and for ease of use, caseload data is published with this report in excel format only.

In addition to the cases administered by a specific court, the QCSR tracks the number of judicial resources available to a court and the time a judge spends hearing cases in another court. The QCSR also captures other case-related information used to administer and improve court projects and initiatives. For example, data is collected tracking the number of cases

- referred to alternative dispute resolution
- requiring the appointment of pauper counsel
- requiring the service of a court interpreter; and
- requiring the appointment of a Guardian *ad Litem* or court appointed special advocate (juvenile cases only).

Case information is grouped into four categories: criminal, civil violation, juvenile, and civil and is tracked using the case type classification code outlined in Admin. Rule 8(B)(3). An administrative case type called "court business record" is recorded but is not counted in a court's weighted caseload. Case type designations and categories are as follows.

## Criminal Case Types

If a defendant is charged with multiple offenses, the case is counted only one time under the most serious charge. Although the prosecutor may amend the charges after filing, for administrative purposes a case continues with its initial case designation in the statistical reports. Each defendant is assigned his or her own case number.

Beginning July 1, 2014, criminal felony filings, except for Murder, are categorized and reported on the quarterly case status report on ICOR either as Class A felony (FA), Class B felony (FB), Class C felony (FC), Class D felony (FD) or as Felony Level 1 (F1), Felony Level 2 (F2), Felony Level 3 (F3), Felony Level 4 (F4), Felony Level 5 (F5) and Felony Level 6 (F6) depending on when the alleged crime occurred. Felonies occurring prior to July 1, 2014, are reported as a Class A felony (FA), Class B felony (FB), Class C felony (FC), or Class D felony (FD). Felonies occurring on or after July 1, 2014, are reported as a Felony Level 1 (F1), Felony Level 2 (F2), Felony Level 3 (F3), Felony Level 4 (F4), Felony Level 5 (F5) or Felony Level 6 (F6).

**MR – Murder:** All murder cases are filed under this category. If the State seeks either the death penalty or life without parole, that information is also collected and reported in the QCSR under the additional information section.

**CF – Criminal Felony:** This category includes all cases filed prior to January 1, 2002, as Murder or Class A, B, and C felonies. Although new filings are not permitted for this category, existing cases with a CF designation are still reported and disposed of in this category. Indiana Admin. Rule 8 was amended by Supreme Court Order 94S00-0101-MS-67 and became effective January 1, 2002.

## Felonies committed between January 1, 2002 and June 30, 2014

**FA – Class A Felony:** Cases in which the defendant is charged with a crime defined as a Class A felony are filed under the FA category. Examples include kidnapping, voluntary manslaughter with a deadly weapon and arson involving bodily injury.

**FB – Class B Felony:** Examples include aggravated battery, rape, child molesting, carjacking, and armed robbery.

**FC – Class C Felony:** Examples include involuntary manslaughter, robbery, burglary, and reckless homicide.

**FD – Class D Felony:** All Class D felonies filed on or after January 1, 2002, plus all Class D felonies filed before January 1, 2002, that have the case type DF are filed under the FD category. Examples of crimes in this category include theft, receiving stolen property, computer tampering and fraud.

## Felonies committed on or after July 1, 2014

**F1 – Level 1 Felony:** Examples include dwelling burglary with serious bodily injury.

**F2 – Level 2 Felony:** Examples include voluntary manslaughter and armed dwelling burglary.

**F3 – Level 3 Felony:** Examples include aggravated battery and child molesting.

**F4 – Level 4 Felony:** Examples include dwelling burglary and dealing in cocaine (1 – 5 grams).

**F5 – Level 5 Felony:** Examples include kidnapping, involuntary manslaughter, and reckless homicide.

**F6 – Level 6 Felony:** Examples include theft and battery with moderate bodily injury.

## Misdemeanors and other Criminal Case Types

**CM – Criminal Misdemeanor:** This category includes all criminal cases filed as misdemeanors. Examples of crimes in this category are criminal trespass, check deception, harassment, and battery.

**PC – Post – Conviction Petition:** This category includes all petitions for post-conviction relief filed under the Post-Conviction Rules. Although this case type is a civil case, it is listed after the criminal case types on the QCSR and in this report.

**MC – Miscellaneous Criminal:** This category includes all criminal matters which are not easily classified as felony or misdemeanor and are not part of an ongoing proceeding. An example of a case falling into this category is a probable cause hearing for a criminal charge not yet filed. A search warrant issued before charges are filed, is assigned an MC case and results in a bench disposition. If charges are filed, then a case in the appropriate category is opened.

## Civil Violations

Infractions and Ordinance Violations are civil violation case types. They are listed after the criminal case types on the QCSR and in this report.

**IF – Infractions:** Infractions are typically traffic-related offenses brought in the name of the State and prosecuted by the prosecuting attorney. Similar to criminal cases and ordinance violations, multiple offenses (i.e., multiple tickets or citations issued to the same individual or arising from the same circumstances) result in only one case filing.

**OV/OE – Ordinance Violations:** Local ordinance violations are enforced through court proceedings or a municipal corporation’s ordinance violations bureau. Ordinance violation cases are brought in the name of the municipal corporation and prosecuted by the municipal attorney. All moving traffic violations are enforced through a court proceeding. If a local ordinance violation is heard in court, an OV case type is assigned. Local ordinance violations enforced by municipal ordinance violations bureaus are not court cases and, therefore, are not assigned a case type/case number. The OE case type is not currently used.

## Juvenile Case Types

Admin. Rule 1 requires the circuit court clerk to assign a separate case number to each child who is the subject of a juvenile case regardless of familial relationship to another child. Indiana Trial Rules allow cases of related children and other related cases to be joined for hearing.

**JC – Juvenile CHINS:** This category reflects cases where a child is alleged to be a child in need of services as defined by Ind. Code § 31-34-1-1 et. seq. Examples include a child who is not receiving or is unlikely to receive care, treatment, or rehabilitation without court intervention.

**JD – Juvenile Delinquency:** Cases in which a child is charged with a delinquent offense are filed in this category. Ind. Code § 31-37-1-2 defines a delinquent act as one committed by a child before becoming eighteen (18) years of age and is a criminal offense if committed by an adult. The case is recorded as a new filing when a petition for detention hearing or a petition alleging delinquency is filed.

**JS – Juvenile Status:** Cases in which a child is charged with committing an offense which is not a crime if committed by an adult are filed in this category. Examples include curfew violations, school truancy and underage alcohol purchase or consumption.

**JP – Juvenile Paternity:** This category includes paternity actions filed by any of the parties specified by statute, including the prosecutor. Ind. Code § 31-14-4-1 identifies who may file paternity actions.

**JM – Juvenile Miscellaneous:** This category applies to juvenile matters which are not specifically listed in the previous juvenile case type categories including court approval of informal adjustments. An informal adjustment is a disposition by a court order approving a signed agreement resolving a potential juvenile delinquency or CHINS case.

**JT – Termination of Parental Rights:** This category includes all proceedings for termination of parental rights. In termination of parental rights cases involving multiple children, a separate case number is assigned to each child.

**JQ – Juvenile Protective Order:** This category only applies to protection order petitions filed by the Indiana Department of Child Services (DCS) under Ind. Code § 31-34-2.3-2 and Ind. Code § 31-34-2.3-5.

## Civil Case Types

Civil cases are filed when the plaintiff or petitioner seeks monetary damages or court redress.

**CP – Civil Plenary:** All Civil Plenary cases filed before January 1, 2002, have the CP case type designation. Although new filings are not permitted for this category, existing cases with a CP designation are still reported and disposed of in this category. Indiana Administrative Rule 8 was amended by Supreme Court Order 94S00-0101-MS-67 and became effective January 1, 2002.

**PL – Civil Plenary:** All Civil Plenary cases filed on or after January 1, 2002, receive the PL designation. Basic civil cases, not otherwise specifically included as separate categories, are filed with this designation. Generally, these cases may be more complex, do not involve a mortgage foreclosure or the collection of an outstanding debt. Frequently cases involving contract disputes and actions seeking equitable or injunctive relief are assigned this case type.

**MF – Mortgage Foreclosure:** All Mortgage Foreclosure cases filed after January 1, 2002, are reported in this category.

**CC – Civil Collection:** All Civil Collections filed after January 1, 2002, are reported in this category, and may include the following: suits on notes and accounts, general collection suits, landlord/tenant suits for collection, ejectment, and tax warrants. If these cases are filed on the small claims docket of a court or the small claims division of a multi-division court, the SC case type is used.

**CT – Civil Tort:** Cases founded in tort and filed on the regular civil docket of the court are included in this category. Small claims, which also could be founded in tort, are included in a separate category.

**SC – Small Claims:** Cases filed on the small claims docket of the circuit or superior court as established by Ind. Code §. 33-28-3-2 et seq., Ind. Code §. 33-29-2-2 et seq., and Small Claims Rule 1 receive this case type. When cases are transferred from the small claims docket to the plenary docket, a filing fee is charged, and the claim loses its small claim status. [Ind. Code §33-29-2-7(d)] While city and town courts may have cases that fall within the monetary limits of small claims jurisdiction, those cases are not defined as small claims by the statutes cited above and are filed as PL (Civil Plenary) or CC (Civil Collections) cases depending upon the nature of the action.

Effective July 1, 2021, the jurisdictional limit for Small Claims cases will increase to \$10,000.00.

**EV – Eviction:** Effective January 1, 2021, a new EV case type is used for Evictions. This new case type will allow tracking the number of eviction cases filed in the courts. This case type is used for

residential or commercial evictions including claims for related damages. An EV case can be filed on either the small claims docket or the civil docket depending on the amount in controversy.

**DR – Domestic Relations:** Actions involving petitions for dissolution of marriage, legal separation, and petitions to establish child support are filed in this category. New filings are not permitted in this case type after December 31, 2016.

**DC – Domestic Relations with Children:** Actions involving petitions for dissolution of marriage, legal separation, and petitions to establish child support where the family unit involves children are filed in this category. This was a new case type effective January 1, 2017.

**DN – Domestic Relations Not Involving Children:** Actions involving petitions for dissolution of marriage and legal separation where the family unit does not involve children are filed in this category. This was a new case type effective January 1, 2017.

**RS – Reciprocal Support:** Actions for reciprocal enforcement of child support and petitions for modification of support or custody and/or support under the 2007 Amended Uniform Child Custody Jurisdiction Act are counted in this category.

**MH – Mental Health:** Proceedings involving mental health commitments, including temporary commitments, an extension of temporary commitment, regular commitment, or termination of a commitment are filed under this category.

**AD – Adoption:** Petitions for adoption are filed under this category. Additionally, on or after January 1, 2002, petitions seeking release of adoption records are filed in this category.

**ES – Supervised Estates:** All probate estates are filed under this category unless the court grants a petition requesting unsupervised administration (EU).

**EU – Unsupervised Estates:** Probate estates for which a petition requesting unsupervised administration is filed along with a petition for probate of the will and letters testamentary or for appointment of an administrator is filed under this category. If the court revokes an order of the unsupervised administration pursuant to Ind. Code § 29-1-7.5-2(d), the case is changed to ES.

**EM – Miscellaneous Estate Matters:** All matters related to estates that do not require payment of a filing fee are filed under this category. Examples include pleadings related to filing inheritance tax returns, spreading of the will of record (Ind. Code § 29-1-7-4), opening bank lock boxes, and objections to probate of will (Ind. Code § 29-1-7-16).

**GU – Guardianship:** Petitions for appointment of guardians are filed under this category. A guardianship case is considered “closed” when the court enters an order appointing and approving the guardianship.

**GM – Guardianship Misc.:** New case type as of January 1, 2020 – This case type is used for proceedings filed under Ind. Code § 29-3-4 which include petitions for protective orders for the benefit of a person who has been adjudicated an incapacitated person or a minor and that individual who owns property or has income that requires management/protection, has financial/business affairs that may be jeopardized or impaired, or has property that needs to be managed to provide for support of the incapacitated person.

**TP – Tax Petition:** This was a new case type effective January 1, 2017. The buyer at the tax sale must send certified mail notices to all owners within nine months of the sale allowing the owner to redeem the property by the end of the one-year period. The existing owner of the property has one year to redeem the property after a tax sale. If the owner does not redeem, the tax sale buyer of the property may petition the court for a deed. This petition for deed is filed as a TP case.

**TR – Trusts:** This category includes trust matters before the court. This case type includes trusts that have been created through an estate and are separately docketed and reported from the estate or trusts that by their terms require court docketing.

**TS – Tax Sale:** This was a new case type effective January 1, 2017. After a landowner has been delinquent on taxes for three periods (one and a half years), the county treasurer, on or before July 1 or 51 days after the tax payment due date, certifies the list of eligible parcels for tax sale. See Ind. Code § 6-1.1-24-1(a). The county auditor then sends a certified notice and publishes newspaper advertisements alerting the landowner of the lien on the property and that it will be sold at a tax sale. If the landowner does not pay the delinquent taxes, the auditor files an Application for Judgment for the collection of the unpaid tax liens and this application, which may relate to multiple properties and owners, is docketed as a single TS case. See Ind. Code § 6-1.1-24-4.6(b).

**PO – Protective Order:** New petitions for protective orders which are not part of an ongoing process (such as marriage dissolution) are filed in this category. However, if the parties subsequently file a petition for dissolution, the cases remain separate for reporting, enforcement, and retention purposes.

**XP – Expungement:** This is a new case type as of July 1, 2015, includes expungement petitions filed under Ind. Code § 35-38-9.

**MI – Civil Miscellaneous:** Routine civil matters which are not easily categorized in other areas, and which are not part of any other pending litigation are reported in this category. Examples are petitions for name change, appointments of appraisers, petitions for emancipation, a proceeding to reinstate a driver's license that was administratively suspended, a Habeas Corpus case from DOC, and marriage waivers.

## Court Business Record

**CB – Court Business Record:** This category is intended for non-case specific matters, such as the appointment of a judge *pro tem*, drawing the jury, adopting, or amending local rules, or recording a foreign protective order. This designation provides a way to number and locate records that do not pertain to any specific case. These matters are not counted as cases and do not affect the court's weighted caseload.

## Methods of Disposition

The Quarterly Case Status Reports also include summary dispositional information. A brief description of each method of disposition follows:

**Jury Trial:** This category reflects cases where trial was commenced with a jury. This type of disposition is limited to cases where the jury is seated and sworn, and the court has received evidence and the jury rendered a verdict or the case was resolved in some manner prior to the announcement of a verdict.

**Bench Trial:** Cases are disposed in this category by the court after a trial without a jury in which a witness has been sworn in to testify and the court entered a judgment, or the case was resolved prior to the announcement of a judgment.

**Bench Disposition:** Cases that are disposed by final judicial determination of an issue, but where no witnesses are sworn, and no evidence is introduced, are counted in this category. These dispositions include decisions on motions for summary judgment, hearings on other dispositive motions, and settled cases in which the parties tender an agreed judgment to the court for approval which can then be enforced through proceedings supplemental to execution. Approval of informal adjustments in juvenile matters and issuance of search warrants unrelated to any pending case also generally fall into this category.

**Dismissed:** This category applies to cases which are dismissed either by the court on its own motion (Indiana Trial Rule 41I), upon the motion of a party, or upon an agreed entry as the result of settlement between the parties.

**Default:** This category is applicable only in civil cases, infractions, and ordinance violations where the defendant fails to comply with Indiana Trial Rules and a judgment of default is entered by the court.

**Deferred/Diverted:** If a prosecutor and defendant agree to defer prosecution or if the defendant enters a diversion program, the case is disposed in this category. Although the case is not formally dismissed until the completion of the deferral obligations, this category permits the criminal courts to reduce their pending caseloads by the number of cases where the cases will eventually be dismissed. Likewise, even though diversion programs are often part of a guilty plea, they fall into this category as a way for the state to track the number of defendants consenting to the diversion programs.

**Guilty Plea/Admission:** Cases in which the defendant pleads guilty to an offense or admits to the commission of an infraction or ordinance violation are counted under this category. Infraction and ordinance violation cases are only reflected in this disposition category if the case comes before the court for decision. An admission by mail or through a court clerk or violations bureau clerk is counted as being disposed by Traffic Violations Bureau. Also included in this category are dispositions of juvenile cases where the juvenile admits the claims, or the father admits paternity and in protective order cases where a party admits to the claims in the protective order.

**Traffic Violations Bureau:** This disposition category only applies to infraction and ordinance violations. Ind. Code § 34-28-5-7 permits any court to establish a traffic violations bureau and appoint a violations clerk to serve under the direction of the court. The court must designate those traffic violations that are within the authority of the violations clerk. This category is used when the defendant elects to pay the penalty for the violation by mailing or delivering payment to the violations clerk or by making payment online and without going to court.



**Closed:** Routine closing of an estate or adoption proceeding, as well as the routine termination of a trust or guardianship, are counted in this disposition type. Also included in this category are cases where the defendant has filed bankruptcy, or the case is removed to federal court.

**FTA/FTP:** This category includes ordinance violation cases and infraction cases in which the defendant fails to appear or fails to pay. Once counted in this category, the case is not recounted even if the defendant later appears, pays, or proceeds to a full trial.

**Other:** Any case disposition that is not otherwise accounted for in the preceding categories is included here. Example: a case was opened in error.

## Movement of Cases

In addition to cases filed and disposed, cases are venued or transferred between courts.

**Venued In/Out:** Cases filed in a court that are later moved to another county for any reason are listed in this category.

**Transferred In/Out:** Cases transferred from one court to another within the same county, or from one court docket to another (such as a move from small claims docket to the civil plenary docket), are recorded here. In the event a motion for change of venue from the judge results in a transfer of the case to another court in the same county, the case is also counted in this category.

For more detailed information regarding case assignment and case disposition, three resources are available. Please refer to the instructions for reporting requirements (QCSR Application Guide), the Case Type Quick Reference Guide and the Administrative Manual at [courts.in.gov](https://courts.in.gov).

# Case Types and Abbreviations

	Case Type	Abbreviation	Case Type	Abbreviation
<b>Criminal</b>	Murder	<b>MR</b>	Level 1 Felony	<b>F1</b>
	Life without Parole**	<b>LP**</b>	Level 2 Felony	<b>F2</b>
	Death Penalty**	<b>DP**</b>	Level 3 Felony	<b>F3</b>
	Felony* (Prior to 1/1/02)	<b>CF*</b>	Level 4 Felony	<b>F4</b>
	A Felony	<b>FA</b>	Level 5 Felony	<b>F5</b>
	B Felony	<b>FB</b>	Level 6 Felony	<b>F6</b>
	C Felony	<b>FC</b>	Post-Conviction Relief	<b>PC</b>
	D Felony	<b>FD</b>	Criminal Misdemeanor	<b>CM</b>
			Miscellaneous Criminal	<b>MC</b>
<b>Civil Violations</b>	Infractions	<b>IF</b>	Ordinance Violations	<b>OV/OE*</b>
<b>Juvenile</b>	Juvenile CHINS	<b>JC</b>	Juvenile Paternity	<b>JP</b>
	Juvenile Delinquency	<b>JD</b>	Juvenile Miscellaneous	<b>JM</b>
	Juvenile Status	<b>JS</b>	Juvenile Termination of Parental Rights	<b>JT</b>
	Juvenile Protection Order	<b>JQ</b>		
<b>Civil</b>	Civil Plenary* (Prior to 1/1/02)	<b>CP*</b>	Estates – Supervised	<b>ES</b>
	Civil Plenary (Filed after 1/1/02)	<b>PL</b>	Estates – Unsupervised	<b>EU</b>
	Mortgage Foreclosure	<b>MF</b>	Estates – Miscellaneous	<b>EM</b>
	Civil Collections	<b>CC</b>	Guardianship	<b>GU</b>
	Civil Tort	<b>CT</b>	Guardianship Misc.	<b>GM</b>
	Small Claims	<b>SC</b>	Trusts	<b>TR</b>
	Eviction	<b>EV</b>	Protective Orders	<b>PO</b>
	Domestic Relations*	<b>DR*</b>	Expungements	<b>XP</b>
	Domestic Relation with Children	<b>DC</b>	Civil Miscellaneous	<b>MI</b>
	Domestic Relation No Children	<b>DN</b>	Court Business (Administrative Case Type)	<b>CB</b>
	Reciprocal Support	<b>RS</b>	Tax Sale	<b>TS</b>
	Mental Health	<b>MH</b>	Tax Petition	<b>TP</b>
	Adoption	<b>AD</b>		

\*These case types are no longer used for new filings.

\*\*These case types are subtypes of Murder and are used for statistical reporting purposes only.

## Court Services Information

The cases filed in the courts are assigned to a particular court according to the county's local caseload allocation plan. Various court services are provided based on the individual needs of the litigants and the judges. The following are services and judicial provisions the courts track on the quarterly statistical forms.

**Special Judge Service:** According to T.R. 76, 79 and 79.1, and Criminal Rule 13, a special judge can assume jurisdiction on a case under certain circumstances. The courts report cases where the reporting judge serves as a special judge on other court's cases and reports cases where a special judge is serving in the reporting court. The assignment of a special judge is reported in the quarter in which the special judge is assigned.

**Cases with Unrepresented (Pro Se) Litigants:** The courts report cases in each case type category if a party proceeds without attorney representation at any point in the case while the case remains open. A case is only reported once, even if several parties in the same case proceed without attorney representation, or if the status of the litigant changes one or more times during the course of the case. The criminal and juvenile courts count a criminal or juvenile case as unrepresented if, after the hearing in which the defendant is offered an attorney, the defendant refuses one and acts on his/her own behalf thereafter. For a civil case, the courts determine unrepresented status starting from the moment the complaint or petition is filed. If a plaintiff files a civil case without the assistance of an attorney, the court counts that case as unrepresented. If a defendant files a document or attends a hearing without an attorney, the court counts the case as unrepresented, unless the plaintiff's unrepresented status was already reported. Frequently, those courts that exercise small claims jurisdiction and/or handle infractions and ordinance violations have multiple cases falling into this category. Litigants who are defaulted are not counted as unrepresented since information about representation was not obtained. A case may be counted as unrepresented at any time the court believes at least one party is acting on his or her behalf without the assistance of counsel. Each case may be counted a maximum of one time as unrepresented in the life of the case. Courts may look to appearance forms, filings (if a person files something or appears without an attorney), attendance at hearings without attorney representation or any other factor for this determination. The Indiana Supreme Court uses the statistics reported on this line to provide enhanced resources tailored to the case type for unrepresented litigants. Litigants previously referred to as Pro Se are now often referred to as Unrepresented Litigants.

**Cases Referred to Alternative Dispute Resolution:** As defined by Indiana Rules of Alternative Dispute Resolution Rule 1.1, recognized alternative dispute resolution (ADR) methods include arbitration, mediation, conciliation, facilitation, mini-trials, summary jury trials, private judges, convening or conflict assessment, neutral evaluation and fact-finding, multi-door case allocations, and negotiated rulemaking. A court may order any covered case to proceed with a form of ADR prior to conducting further court proceedings. If ADR is successful on all issues before the court, then the court will report the case dismissed as the disposition type. Regardless of whether ADR is ultimately successful, the courts report the referral on the quarterly statistical report in the quarter of the ADR referral. These statistics are used by the Indiana Supreme Court to encourage ADR

plans and other services for the courts in resolving the cases outside of the courtrooms. Currently, IOCS administers Family Court ADR plans for domestic relations cases and juvenile paternity cases.

**Appointment of Public Defenders:** The courts report the cases where a public defender was appointed at county expense or partial county expense.

**Appointment of GAL/CASA:** Guardians *Ad Litem* (GAL) and Court Appointed Special Advocates (CASA) are reported in certain case type categories and the reported numbers should correspond with the related GAL/CASA program for that county. The Indiana Supreme Court uses these statistics to support grant proposals as well as identify counties needing more resources. The courts report the case in the first quarter in which a guardian or advocate is appointed during the life of the case.

**Use of Court Interpreters:** The courts report the appointment of a court interpreter as well as the language interpreted in the first quarter that the interpreter is used in the case. Currently, the Indiana Court Interpreter Program offers candidates certification opportunities in 18 languages, including Spanish, Mandarin, Polish, Vietnamese, and Korean.

For more detailed information regarding case assignment and case disposition, three resources are available: the QCSR Application Guide, the Case Type Quick Reference, and the Administrative Manual. These three resources can be found at [courts.in.gov](https://courts.in.gov).

# Comparison of Cases from 2012-2021

## Cases Filed – All Courts

<b>Cases Filed All Courts</b>										
	<b>2012</b>	<b>2013</b>	<b>2014</b>	<b>2015</b>	<b>2016</b>	<b>2017</b>	<b>2018</b>	<b>2019</b>	<b>2020</b>	<b>2021</b>
<b>Criminal</b>										
Murder	235	246	271	232	243	223	261	235	319	327
Class A Felony	2,424	2,514	2,173	345	141	82	100	55	53	43
Class B Felony	7,289	7,300	4,922	391	85	57	38	19	25	20
Class C Felony	9,719	9,391	6,285	761	407	295	203	103	100	115
Class D Felony	52,363	52,579	28,597	1,023	559	346	128	69	118	93
Level 1 Felony	-	-	159	421	487	471	503	538	610	636
Level 2 Felony	-	-	409	1,261	1,467	1,716	1,843	1,989	1,883	2,097
Level 3 Felony	-	-	869	2,152	2,374	2,512	2,483	2,446	2,185	2,219
Level 4 Felony	-	-	1,283	3,162	3,592	3,555	3,521	3,479	3,204	3,406
Level 5 Felony	-	-	3,755	9,966	10,679	11,238	11,222	11,045	10,556	11,117
Level 6 Felony	-	-	17,601	43,868	50,581	56,511	57,942	58,016	52,863	52,685
Misdemeanor	168,472	151,853	138,384	140,161	144,136	148,641	144,833	141,887	113,195	111,514
Post-Conviction	1,460	1,349	987	1,035	1,068	1,000	961	948	870	721
Misc. Criminal	35,102	37,855	44,922	51,023	56,006	61,635	67,169	72,791	64,901	73,444
<b>Sub-Total</b>	<b>277,064</b>	<b>263,087</b>	<b>250,617</b>	<b>255,801</b>	<b>271,825</b>	<b>288,282</b>	<b>291,207</b>	<b>293,620</b>	<b>250,882</b>	<b>258,437</b>
<b>Civil Violations</b>										
Infractions	662,213	601,209	477,450	501,825	455,192	458,359	410,891	396,331	259,651	298,418
Ord. Violations	99,451	95,746	85,420	78,406	64,821	59,634	53,736	47,814	32,644	31,909
<b>Sub-Total</b>	<b>761,664</b>	<b>696,955</b>	<b>562,870</b>	<b>580,231</b>	<b>520,013</b>	<b>517,993</b>	<b>464,627</b>	<b>444,145</b>	<b>292,295</b>	<b>330,327</b>
<b>Juvenile</b>										
CHINS	11,325	12,114	14,227	17,491	20,063	20,068	15,375	13,610	12,208	10,406
Delinquency	18,480	17,818	15,350	14,297	13,804	13,638	11,936	11,409	8,545	8,145
Status	4,589	3,653	3,915	4,149	3,426	3,787	3,639	3,890	3,792	3,048
Paternity	21,313	18,626	18,512	15,982	16,375	14,673	14,343	15,582	10,910	12,791
Miscellaneous	12,147	12,876	12,743	13,821	14,547	15,607	14,551	14,396	12,145	11,894
Term. Par. Right	2,222	2,355	2,648	3,121	4,284	4,844	5,657	5,700	4,820	4,670
Protection Order	-	-	-	-	-	-	44	32	13	21
<b>Sub-Total</b>	<b>70,076</b>	<b>67,442</b>	<b>67,395</b>	<b>68,861</b>	<b>72,499</b>	<b>72,617</b>	<b>65,545</b>	<b>64,619</b>	<b>52,433</b>	<b>50,975</b>
<b>Civil</b>										
Plenary	16,943	15,625	15,929	14,521	16,239	13,640	12,153	11,763	10,616	11,082
Mortgage Fore.	33,876	24,320	19,486	19,023	15,752	15,153	13,438	13,287	4,311	2,989
Civil Collections	75,301	62,328	67,683	56,762	65,555	72,981	90,511	106,437	75,917	80,895
Tort	10,797	11,329	11,417	11,376	11,899	11,879	12,730	11,982	12,136	11,292
Small Claims	253,834	252,594	233,761	226,092	209,698	195,160	195,862	174,252	114,329	79,728
Eviction	-	-	-	-	-	-	-	-	-	50,767
Domestic Rel.	36,663	35,102	33,563	32,822	31,754	-	-	-	-	-
Domestic Rel. W/Child	-	-	-	-	-	15,522	14,756	14,677	12,939	13,472
Domestic Rel. No Child	-	-	-	-	-	15,996	15,850	15,947	14,609	15,633
Recip. Support	2,660	2,520	2,286	2,395	2,172	1,724	1,679	1,852	1,244	1,336

<b>Cases Filed All Courts</b>										
	<b>2012</b>	<b>2013</b>	<b>2014</b>	<b>2015</b>	<b>2016</b>	<b>2017</b>	<b>2018</b>	<b>2019</b>	<b>2020</b>	<b>2021</b>
Mental Health	8,570	9,538	10,373	11,657	13,477	15,188	15,821	17,822	18,061	18,889
Protective Ord.	36,313	33,755	31,943	32,886	35,189	35,944	34,444	34,896	32,200	36,107
Expungement	-	-	-	2,572	6,660	7,303	7,493	8,632	9,268	10,439
Miscellaneous	14,691	15,696	18,325	19,749	16,834	15,640	15,858	16,503	15,554	16,483
Tax Sale	-	-	-	-	-	118	179	229	115	176
Tax Petition	-	-	-	-	-	4,553	5,687	6,505	4,077	5,220
<b>Sub-Total</b>	<b>489,648</b>	<b>462,807</b>	<b>444,766</b>	<b>429,855</b>	<b>425,229</b>	<b>420,801</b>	<b>436,461</b>	<b>434,784</b>	<b>325,376</b>	<b>354,508</b>
<b>Probate/Adoption</b>										
Adoption	3,955	3,424	3,581	3,593	4,159	4,752	4,876	5,149	4,702	4,749
Estate	14,923	15,076	14,113	-	-	-	-	-	-	-
Estate- Supv.	-	-	-	6,506	3,296	2,639	2,453	2,139	2,267	3,108
Estate-Un-Supv.	-	-	-	6,608	8,185	8,793	8,876	9,107	10,398	12,226
Estate- Misc.	-	-	-	2,487	3,055	3,303	3,514	3,605	3,748	4,035
Guardianship	6,914	6,857	7,083	7,390	8,004	8,108	8,637	8,301	7,636	8,439
Guardianship Misc.	-	-	-	-	-	-	-	-	425	370
Trusts	507	499	484	455	449	437	402	392	395	323
<b>Sub-Total</b>	<b>26,299</b>	<b>25,856</b>	<b>25,261</b>	<b>27,039</b>	<b>27,148</b>	<b>28,032</b>	<b>28,758</b>	<b>28,693</b>	<b>29,571</b>	<b>33,250</b>
<b>Grand Total</b>	<b>1,624,751</b>	<b>1,516,147</b>	<b>1,350,909</b>	<b>1,361,787</b>	<b>1,316,714</b>	<b>1,327,725</b>	<b>1,286,598</b>	<b>1,265,861</b>	<b>950,557</b>	<b>1,027,497</b>

## Cases Filed – Courts of Record

Cases Filed - Courts of Record	2012	2013	2014	2015	2016	2017	2018	2019	2020	2021
<b>Criminal</b>										
Murder	235	246	271	232	243	223	261	235	319	327
Class A Felony	2,424	2,514	2,173	345	141	82	100	55	53	43
Class B Felony	7,289	7,300	4,922	391	85	57	38	19	25	20
Class C Felony	9,719	9,391	6,285	761	407	295	203	103	100	115
Class D Felony	52,363	52,579	28,597	1,023	559	346	128	69	118	93
Level 1 Felony	-	-	159	421	487	471	503	538	610	636
Level 2 Felony	-	-	409	1,261	1,467	1,716	1,843	1,989	1,883	2,097
Level 3 Felony	-	-	869	2,152	2,374	2,512	2,483	2,446	2,185	2,219
Level 4 Felony	-	-	1,283	3,162	3,592	3,555	3,521	3,479	3,204	3,406
Level 5 Felony	-	-	3,755	9,966	10,679	11,238	11,222	11,045	10,556	11,117
Level 6 Felony	-	-	17,601	43,868	50,581	56,511	57,942	58,016	52,863	52,685
Misdemeanor	130,892	117,085	105,601	108,118	114,025	119,292	115,585	115,502	91,216	91,205
Post-Conviction	1,460	1,349	987	1,035	1,068	1,000	961	948	870	721
Misc. Criminal	34,398	37,280	44,473	50,818	55,869	61,503	67,016	72,657	64,679	73,398
<b>Sub-Total</b>	<b>238,780</b>	<b>227,744</b>	<b>217,385</b>	<b>223,553</b>	<b>241,577</b>	<b>258,801</b>	<b>261,806</b>	<b>267,101</b>	<b>228,681</b>	<b>238,082</b>
<b>Civil Violations</b>										
Infractions	449,596	395,604	308,907	335,174	305,624	319,837	292,689	292,248	190,812	221,127
Ord. Violations	47,885	42,483	35,131	30,216	25,253	22,595	21,884	19,895	14,634	13,897
<b>Sub-Total</b>	<b>497,481</b>	<b>438,087</b>	<b>344,038</b>	<b>365,390</b>	<b>330,877</b>	<b>342,432</b>	<b>314,573</b>	<b>312,143</b>	<b>205,446</b>	<b>235,024</b>
<b>Juvenile</b>										
CHINS	11,325	12,114	14,227	17,491	20,063	20,068	15,375	13,610	12,208	10,406
Delinquency	18,480	17,818	15,350	14,297	13,804	13,638	11,936	11,409	8,545	8,145
Status	4,589	3,653	3,915	4,149	3,426	3,787	3,639	3,890	3,792	3,048
Paternity	21,313	18,626	18,512	15,982	16,375	14,673	14,343	15,582	10,910	12,791
Miscellaneous	12,147	12,876	12,743	13,821	14,547	15,607	14,551	14,396	12,145	11,894
Term. Par. Right	2,222	2,355	2,648	3,121	4,284	4,844	5,657	5,700	4,820	4,670
Protection Order	-	-	-	-	-	-	44	32	13	21
<b>Sub-Total</b>	<b>70,076</b>	<b>67,442</b>	<b>67,395</b>	<b>68,861</b>	<b>72,499</b>	<b>72,617</b>	<b>65,545</b>	<b>64,619</b>	<b>52,433</b>	<b>50,975</b>
<b>Civil</b>										
Plenary	10,327	10,037	10,299	9,338	9,294	8,810	9,343	10,340	10,481	10,863
Mortgage Fore.	33,876	24,320	19,486	19,023	15,752	15,153	13,438	13,287	4,311	2,989
Civil Collections	74,366	61,580	66,814	55,975	64,652	72,205	87,722	103,832	74,229	79,729
Tort	10,796	11,329	11,417	11,376	11,899	11,879	12,730	11,982	12,136	11,292
Small Claims	182,406	189,105	177,934	171,529	152,629	144,960	146,983	174,252	114,329	79,726
Eviction	-	-	-	-	-	-	-	-	-	49,317
Domestic Rel.	36,663	35,102	33,563	32,822	31,754	-	-	-	-	-
Domestic Rel. W/Child	-	-	-	-	-	15,522	14,756	14,677	12,939	13,472
Domestic Rel. No Child	-	-	-	-	-	15,996	15,850	15,947	14,609	15,633
Recip. Support	2,660	2,520	2,286	2,395	2,172	1,724	1,679	1,852	1,244	1,336
Mental Health	8,570	9,538	10,373	11,657	13,477	15,188	15,821	17,822	18,061	18,889
Protective Ord.	36,313	33,755	31,943	32,882	35,189	35,944	34,444	34,896	32,200	36,107

<b>Cases Filed - Courts of Record</b>										
	<b>2012</b>	<b>2013</b>	<b>2014</b>	<b>2015</b>	<b>2016</b>	<b>2017</b>	<b>2018</b>	<b>2019</b>	<b>2020</b>	<b>2021</b>
Expungement	-	-	-	2,572	6,660	7,302	7,493	8,631	9,268	10,439
Tax Sale	-	-	-	-	-	118	179	229	115	176
Tax Petition	-	-	-	-	-	4,553	5,687	6,505	4,077	5,220
Miscellaneous	14,684	15,680	18,309	19,741	16,830	15,604	15,795	16,479	15,552	16,475
<b>Sub-Total</b>	<b>410,661</b>	<b>392,966</b>	<b>382,424</b>	<b>369,310</b>	<b>360,308</b>	<b>364,958</b>	<b>381,920</b>	<b>430,731</b>	<b>323,551</b>	<b>351,663</b>
<b>Probate/ Adoption</b>										
Adoption	3,955	3,424	3,581	3,593	4,159	4,752	4,876	5,149	4,702	4,749
Estate	14,923	15,076	14,113	-	-	-	-	-	-	-
Estate-Supv.	-	-	-	6,506	3,296	2,639	2,453	2,139	2,267	3,108
Estate-Un-Supv.	-	-	-	6,608	8,185	8,793	8,876	9,107	10,398	12,226
Estate- Misc.	-	-	-	2,487	3,055	3,303	3,514	3,605	3,748	4,035
Guardianship	6,914	6,857	7,083	7,390	8,004	8,108	8,637	8,301	7,636	8,439
Guardianship Misc.	-	-	-	-	-	-	-	-	425	370
Trusts	507	456	484	455	449	437	402	392	395	323
<b>Sub-Total</b>	<b>26,299</b>	<b>25,813</b>	<b>25,261</b>	<b>27,039</b>	<b>27,148</b>	<b>28,032</b>	<b>28,758</b>	<b>28,693</b>	<b>29,571</b>	<b>33,250</b>
<b>Grand Total</b>	<b>1,243,297</b>	<b>1,152,052</b>	<b>1,036,503</b>	<b>1,054,153</b>	<b>1,032,409</b>	<b>1,066,840</b>	<b>1,052,602</b>	<b>1,103,287</b>	<b>839,682</b>	<b>908,994</b>

*Marion County Small Claims Courts caseload statistics are now included in this table beginning with the 2019 data.*



## Cases Filed – City and Town Courts

<b>Cases Filed – City and Town Courts</b>										
	<b>2012</b>	<b>2013</b>	<b>2014</b>	<b>2015</b>	<b>2016</b>	<b>2017</b>	<b>2018</b>	<b>2019</b>	<b>2020</b>	<b>2021</b>
<b>Criminal</b>										
Murder	-	-	-	-	-	-	-	-	-	-
Felony	-	-	-	-	-	-	-	-	-	-
Class A Felony	-	-	-	-	-	-	-	-	-	-
Class B Felony	-	-	-	-	-	-	-	-	-	-
Class C Felony	-	-	-	-	-	-	-	-	-	-
Class D Felony	-	-	-	-	-	-	-	-	-	-
Level 1 Felony	-	-	-	-	-	-	-	-	-	-
Level 2 Felony	-	-	-	-	-	-	-	-	-	-
Level 3 Felony	-	-	-	-	-	-	-	-	-	-
Level 4 Felony	-	-	-	-	-	-	-	-	-	-
Level 5 Felony	-	-	-	-	-	-	-	-	-	-
Level 6 Felony	-	-	-	-	-	-	-	-	-	-
Misdemeanor	37,580	34,768	32,783	32,043	30,111	29,349	29,248	26,385	21,979	20,309
Post-Conviction	-	-	-	-	-	-	-	-	-	-
Misc. Criminal	704	575	449	205	137	132	153	134	222	46
<b>Sub-Total</b>	<b>38,284</b>	<b>35,343</b>	<b>33,232</b>	<b>32,248</b>	<b>30,248</b>	<b>29,481</b>	<b>29,401</b>	<b>26,519</b>	<b>22,201</b>	<b>20,355</b>
<b>Civil Violations</b>										
Infractions	212,617	205,605	168,543	166,651	149,545	138,522	118,202	104,083	68,839	77,291
Ord. Violations	51,566	53,263	50,289	48,190	39,568	37,039	31,852	27,919	18,010	18,012
<b>Sub-Total</b>	<b>264,183</b>	<b>258,868</b>	<b>218,832</b>	<b>214,841</b>	<b>189,113</b>	<b>175,561</b>	<b>150,054</b>	<b>132,002</b>	<b>86,849</b>	<b>95,303</b>
<b>Juvenile</b>										
CHINS	-	-	-	-	-	-	-	-	-	-
Delinquency	-	-	-	-	-	-	-	-	-	-
Status	-	-	-	-	-	-	-	-	-	-
Paternity	-	-	-	-	-	-	-	-	-	-
Miscellaneous	-	-	-	-	-	-	-	-	-	-
Term. Par. Right	-	-	-	-	-	-	-	-	-	-
Protection Order	-	-	-	-	-	-	-	-	-	-
<b>Sub-Total</b>	<b>-</b>	<b>-</b>	<b>-</b>	<b>-</b>	<b>-</b>	<b>-</b>	<b>-</b>	<b>-</b>	<b>-</b>	<b>-</b>
<b>Civil</b>										
Plenary	6,616	5,588	5,630	5,183	6,945	4,830	2,810	1,423	135	219
Mortgage Fore.	-	-	-	-	-	-	-	-	-	-
Civil Collections	935	748	869	787	903	776	2,789	2,605	1,688	1,166
Tort	1	-	-	-	-	-	-	-	-	-
Small Claims	71,428	63,489	55,827	54,563	57,069	50,200	48,879	-	-	2
Eviction										1,450
Domestic Rel.	-	-	-	-	-	-	-	-	-	-
Domestic Rel. W/Child	-	-	-	-	-	-	-	-	-	-
Domestic Rel.No Child.	-	-	-	-	-	-	-	-	-	-
Recip. Support	-	-	-	-	-	-	-	-	-	-
Mental Health	-	-	-	4	-	-	-	-	-	-

<b>Cases Filed – City and Town Courts</b>										
	<b>2012</b>	<b>2013</b>	<b>2014</b>	<b>2015</b>	<b>2016</b>	<b>2017</b>	<b>2018</b>	<b>2019</b>	<b>2020</b>	<b>2021</b>
Protective Ord.	-	-	-	-	-	1	-	-	-	-
Expungement	-	-	-	-	-	-	-	1	-	-
Tax Sale	-	-	-	-	-	-	-	-	-	-
Tax Petition	-	-	-	-	-	-	-	-	-	-
Miscellaneous	7	16	16	8	4	36	63	24	2	8
<b>Sub-Total</b>	<b>78,987</b>	<b>69,841</b>	<b>62,342</b>	<b>60,545</b>	<b>64,921</b>	<b>55,842</b>	<b>54,541</b>	<b>4,053</b>	<b>1,825</b>	<b>2,845</b>
<b>Probate/Adoptions</b>										
Adoption	-	-	-	-	-	-	-	-	-	-
Estate	-	-	-	-	-	-	-	-	-	-
Estate- Supv.	-	-	-	-	-	-	-	-	-	-
Estate-Un-Supv.	-	-	-	-	-	-	-	-	-	-
Estate- Misc.	-	-	-	-	-	-	-	-	-	-
Guardianship	-	-	-	-	-	-	-	-	-	-
Guardianship Misc.	-	-	-	-	-	-	-	-	-	-
Trusts	-	-	43	-	-	-	-	-	-	-
<b>Sub-Total</b>	<b>0</b>	<b>0</b>	<b>43</b>	<b>0</b>	<b>0</b>	<b>0</b>	<b>0</b>	<b>0</b>	<b>0</b>	<b>0</b>
<b>Grand Total</b>	<b>381,454</b>	<b>364,095</b>	<b>314,406</b>	<b>307,634</b>	<b>284,305</b>	<b>260,885</b>	<b>233,996</b>	<b>162,574</b>	<b>110,875</b>	<b>118,503</b>

Marion County Small Claims courts are now courts of record, and their case totals are no longer included in this table beginning with the 2019 data.

## Cases Disposed – All Courts

<b>Cases Disposed – All Courts</b>										
	<b>2012</b>	<b>2013</b>	<b>2014</b>	<b>2015</b>	<b>2016</b>	<b>2017</b>	<b>2018</b>	<b>2019</b>	<b>2020</b>	<b>2021</b>
<b>Criminal</b>										
Murder	193	235	446	271	215	226	225	261	149	257
Felony	871	922	165	302	277	117	2,428	295	62	89
Class A Felony	2,443	2,467	2,785	1,510	601	358	215	176	98	206
Class B Felony	6,926	7,524	7,192	3,232	1,026	477	268	170	84	95
Class C Felony	9,239	10,143	8,733	3,958	1,575	1,003	710	388	219	238
Class D Felony	51,664	53,954	45,064	15,694	5,268	2,869	3,698	1,890	980	641
Level 1 Felony	-	-	13	153	308	488	435	490	337	455
Level 2 Felony	-	-	25	505	948	1,379	1,685	1,663	1,349	1,754
Level 3 Felony	-	-	80	1,142	1,806	2,192	2,306	2,342	1,663	1,997
Level 4 Felony	-	-	135	1,734	2,757	3,229	3,406	3,281	2,585	2,905
Level 5 Felony	-	-	601	5,900	8,851	10,273	10,754	10,537	8,307	10,016
Level 6 Felony	-	-	3,613	28,970	42,008	48,821	53,456	56,040	41,960	50,279
Misdemeanor	167,126	155,542	152,944	131,812	134,314	138,378	148,723	143,389	99,773	113,828
Post-Conviction	1,086	800	1,218	961	769	871	766	866	619	618
Misc. Criminal	36,744	37,214	44,903	50,407	55,085	60,033	68,057	71,359	62,817	70,210
<b>Sub-Total</b>	<b>276,292</b>	<b>268,801</b>	<b>267,917</b>	<b>246,551</b>	<b>255,808</b>	<b>270,714</b>	<b>297,132</b>	<b>293,148</b>	<b>221,002</b>	<b>253,588</b>
<b>Civil Violations</b>										
Infractions	632,102	587,311	548,443	494,761	455,091	446,089	413,377	398,079	265,906	298,646
Ord. Violations	85,944	83,334	87,116	76,504	63,626	60,964	54,724	50,296	33,916	32,846
<b>Sub-Total</b>	<b>718,046</b>	<b>670,645</b>	<b>635,559</b>	<b>571,265</b>	<b>518,717</b>	<b>507,053</b>	<b>468,101</b>	<b>448,375</b>	<b>299,822</b>	<b>331,492</b>
<b>Juvenile</b>										
CHINS	11,311	11,214	12,088	15,348	17,061	18,387	17,911	14,170	11,326	10,454
Delinquency	19,290	17,117	14,925	15,023	13,038	12,422	11,630	10,655	8,489	7,941
Status	4,880	3,515	3,165	5,017	3,303	3,561	3,458	3,257	2,782	2,735
Paternity	20,250	18,023	18,178	16,893	14,886	20,967	13,575	13,830	8,255	10,521
Miscellaneous	11,330	11,919	11,134	14,492	13,532	13,970	13,917	13,623	11,367	10,440
Term. Par. Right	2,264	2,073	2,110	2,586	3,154	4,182	5,007	6,105	4,360	4,340
Protection Order	-	-	-	-	-	-	26	16	4	12
<b>Sub-Total</b>	<b>69,325</b>	<b>63,861</b>	<b>61,600</b>	<b>69,359</b>	<b>64,974</b>	<b>73,489</b>	<b>65,524</b>	<b>61,656</b>	<b>46,583</b>	<b>46,443</b>
<b>Civil</b>										
Plenary	12,457	16,806	11,503	12,890	11,439	12,062	17,080	12,796	9,687	10,858
Mortgage Fore.	33,644	31,566	22,341	20,113	18,784	16,918	14,165	13,617	7,046	4,577
Civil Collections	72,388	67,813	64,672	57,885	59,497	66,710	76,518	97,691	79,312	94,953
Tort	9,655	10,788	10,905	11,198	11,294	10,995	11,060	11,631	10,483	10,494
Small Claims	238,358	245,668	243,776	274,315	204,743	196,665	206,165	221,092	113,161	99,400
Evictions	-	-	-	-	-	-	-	-	-	33,326
Domestic Rel.	42,018	42,606	33,841	34,596	32,174	17,092	4,933	3,075	1,603	1,254
Domestic Rel. W/Child	-	-	-	-	-	6,754	11,998	12,812	12,391	12,899
Domestic Rel. No Child	-	-	-	-	-	9,001	13,669	14,336	13,809	15,019
Recip. Support	3,016	2,054	2,225	2,268	3,085	1,509	1,876	1,844	859	901

<b>Cases Disposed – All Courts</b>										
	<b>2012</b>	<b>2013</b>	<b>2014</b>	<b>2015</b>	<b>2016</b>	<b>2017</b>	<b>2018</b>	<b>2019</b>	<b>2020</b>	<b>2021</b>
Mental Health	8,531	9,635	9,296	12,023	14,444	14,179	15,643	16,026	18,160	18,735
Protective Ord.	35,769	33,280	30,518	33,455	34,829	37,015	32,928	33,192	31,132	35,034
Expungement	-	-	-	1,588	5,673	6,901	7,040	8,190	8,711	9,978
Tax Sale	-	-	-	-	-	50	149	174	90	100
Tax Petition	-	-	-	-	-	1,926	4,433	5,794	2,937	4,643
Miscellaneous	12,702	13,239	15,125	20,239	15,871	15,557	15,410	14,535	13,485	14,438
<b>Sub-Total</b>	<b>468,538</b>	<b>473,455</b>	<b>444,202</b>	<b>480,570</b>	<b>411,833</b>	<b>413,334</b>	<b>433,067</b>	<b>466,805</b>	<b>322,866</b>	<b>366,609</b>
<b>Probate/Adoptions</b>										
Adoption	3,406	3,271	3,704	3,650	3,628	4,453	4,754	4,942	4,281	4,424
Estate	14,029	15,391	16,858	-	-	-	-	-	-	-
Estate- Supv.	-	-	-	8,398	4,833	3,014	2,561	3,415	2,184	2,858
Estate-Un-Supv.	-	-	-	5,574	9,959	7,715	8,047	9,313	8,471	9,918
Estate- Misc.	-	-	-	2,513	2,666	2,944	3,401	3,120	3,269	3,505
Guardianship	8,744	5,847	8,240	8,068	9,034	7,105	11,166	11,629	7,354	8,011
Guardianship Misc.	-	-	-	-	-	-	-	-	253	241
Trusts	413	460	357	414	405	390	308	417	376	314
<b>Sub-Total</b>	<b>26,592</b>	<b>24,969</b>	<b>29,172</b>	<b>28,617</b>	<b>30,525</b>	<b>25,621</b>	<b>30,237</b>	<b>32,836</b>	<b>26,188</b>	<b>29,271</b>
<b>Grand Total</b>	<b>1,558,793</b>	<b>1,501,731</b>	<b>1,438,450</b>	<b>1,396,362</b>	<b>1,281,857</b>	<b>1,290,211</b>	<b>1,294,061</b>	<b>1,302,820</b>	<b>916,461</b>	<b>1,027,403</b>

## Cases Disposed – Courts of Record

<b>Cases Disposed – Courts of Record</b>										
	<b>2012</b>	<b>2013</b>	<b>2014</b>	<b>2015</b>	<b>2016</b>	<b>2017</b>	<b>2018</b>	<b>2019</b>	<b>2020</b>	<b>2021</b>
<b>Criminal</b>										
Murder	193	235	446	271	215	226	225	261	149	257
Felony	871	922	165	302	277	117	2,428	295	62	89
Class A Felony	2,443	2,467	2,785	1,510	601	358	215	176	98	206
Class B Felony	6,926	7,524	7,192	3,232	1,026	477	268	170	84	95
Class C Felony	9,239	10,143	8,733	3,958	1,575	1,003	710	388	219	238
Class D Felony	51,664	53,954	45,064	15,694	5,268	2,869	3,698	1,890	980	641
Level 1 Felony	-	-	13	153	308	488	435	490	337	455
Level 2 Felony	-	-	25	505	948	1,379	1,685	1,663	1,349	1,754
Level 3 Felony	-	-	80	1,142	1,806	2,192	2,306	2,342	1,663	1,997
Level 4 Felony	-	-	135	1,734	2,757	3,229	3,406	3,281	2,585	2,905
Level 5 Felony	-	-	601	5,900	8,851	10,273	10,754	10,537	8,307	10,016
Level 6 Felony	-	-	3,613	28,970	42,008	48,821	53,456	56,040	41,960	50,279
Misdemeanor	133,802	123,653	123,963	104,373	107,887	110,615	120,984	115,770	81,928	93,166
Post-Conviction	1,086	800	1,218	961	759	871	766	866	619	618
Misc. Criminal	36,142	36,723	44,610	50,176	55,007	59,926	67,988	71,305	62,755	70,172
<b>Sub-Total</b>	<b>242,366</b>	<b>236,421</b>	<b>238,643</b>	<b>218,881</b>	<b>229,293</b>	<b>242,844</b>	<b>269,324</b>	<b>265,474</b>	<b>203,095</b>	<b>232,888</b>
<b>Civil Violations</b>										
Infractions	428,668	395,938	379,062	332,033	311,681	314,211	294,768	290,835	198,283	218,147
Ord. Violations	41,300	38,408	36,618	29,135	26,216	24,054	21,300	19,595	15,038	14,326
Sub-Total	469,968	434,346	415,680	361,168	337,897	338,265	316,068	310,430	213,321	232,473
<b>Juvenile</b>										
CHINS	11,311	11,214	12,088	15,348	17,061	18,387	17,911	14,170	11,326	10,454
Delinquency	19,290	17,117	14,925	15,023	13,038	12,422	11,630	10,655	8,489	7,941
Status	4,880	3,515	3,165	5,017	3,303	3,561	3,458	3,257	2,782	2,735
Paternity	20,250	18,023	18,178	16,893	14,886	20,967	13,575	13,830	8,255	10,521
Miscellaneous	11,330	11,919	11,134	14,492	13,532	13,970	13,917	13,623	11,367	10,440
Term. Par. Right	2,264	2,073	2,110	2,586	3,154	4,182	5,007	6,105	4,360	4,340
Protection Order	-	-	-	-	-	-	26	16	4	12
<b>Sub-Total</b>	<b>69,325</b>	<b>63,861</b>	<b>61,600</b>	<b>69,359</b>	<b>64,974</b>	<b>73,489</b>	<b>65,524</b>	<b>61,656</b>	<b>46,583</b>	<b>46,443</b>
<b>Civil</b>										
Plenary	10,579	15,562	10,319	11,907	9,642	9,690	10,564	10,420	9,361	10,567
Mortgage Fore.	33,644	31,566	22,341	20,113	18,784	16,918	14,165	13,617	7,046	4,577
Civil Collections	71,347	67,131	64,080	57,193	58,607	65,962	75,101	95,920	78,004	93,844
Tort	9,655	10,788	10,905	11,198	11,294	10,995	11,060	11,631	10,483	10,494
Small Claims	180,584	191,768	192,646	230,548	162,322	144,334	150,402	221,092	113,161	99,398
Evictions	-	-	-	-	-	-	-	-	-	32,983
Domestic Rel.	42,018	42,606	33,841	34,596	32,174	17,092	4,933	3,075	1,603	1,254
Domestic Rel. W/Child	-	-	-	-	-	6,754	11,998	12,812	12,391	12,899
Domestic Rel. No Child	-	-	-	-	-	9,001	13,669	14,336	13,809	15,019
Recip. Support	3,016	2,054	2,225	2,268	3,085	1,509	1,876	1,844	859	901
Mental Health	8,531	9,635	9,296	12,023	14,444	14,179	15,643	16,026	18,160	18,735

<b>Cases Disposed – Courts of Record</b>										
	<b>2012</b>	<b>2013</b>	<b>2014</b>	<b>2015</b>	<b>2016</b>	<b>2017</b>	<b>2018</b>	<b>2019</b>	<b>2020</b>	<b>2021</b>
Protective Ord.	35,769	33,280	30,518	33,455	34,829	37,015	32,928	33,192	31,132	35,034
Expungement	-	-	-	1,588	5,673	6,901	7,039	8,190	8,711	9,978
Tax Sale	-	-	-	-	-	50	149	174	90	100
Tax Petition	-	-	-	-	-	1,926	4,433	5,794	2,937	4,643
Miscellaneous	12,695	13,230	15,108	20,237	15,868	15,553	15,403	14,530	13,483	14,431
<b>Sub-Total</b>	<b>407,838</b>	<b>417,620</b>	<b>392,463</b>	<b>435,126</b>	<b>366,722</b>	<b>357,879</b>	<b>369,363</b>	<b>462,653</b>	<b>321,230</b>	<b>364,857</b>
<b>Probate/Adoptions</b>										
Adoption	3,406	3,271	3,704	3,650	3,628	4,453	4,754	4,942	4,281	4,424
Estate	14,029	15,391	16,858	-	-	-	-	-	-	-
Estate-Supv.	-	-	-	8,398	4,833	3,014	2,561	3,415	2,184	2,858
Estate-Un-Supv.	-	-	-	5,574	9,959	7,715	8,047	9,313	8,471	9,918
Estate-Misc.	-	-	-	2,513	2,666	2,944	3,401	3,120	3,269	3,505
Guardianship	8,744	5,847	8,240	8,068	9,034	7,105	11,166	11,629	7,354	8,011
Guardianship Misc.	-	-	-	-	-	-	-	-	253	241
Trusts	413	417	357	414	405	390	308	417	376	314
<b>Sub-Total</b>	<b>26,592</b>	<b>24,926</b>	<b>29,172</b>	<b>28,617</b>	<b>30,525</b>	<b>25,621</b>	<b>30,237</b>	<b>32,836</b>	<b>25,812</b>	<b>29,271</b>
<b>Grand Total</b>	<b>1,216,089</b>	<b>1,177,174</b>	<b>1,136,374</b>	<b>1,113,151</b>	<b>1,029,411</b>	<b>1,038,098</b>	<b>1,050,516</b>	<b>1,133,049</b>	<b>810,417</b>	<b>905,932</b>

Marion County Small Claims Courts caseload statistics are now included in this table beginning with the 2019 data.

## Cases Disposed – City and Town Courts

<b>Cases Disposed – City and Town Courts</b>										
	<b>2012</b>	<b>2013</b>	<b>2014</b>	<b>2015</b>	<b>2016</b>	<b>2017</b>	<b>2018</b>	<b>2019</b>	<b>2020</b>	<b>2021</b>
<b>Criminal</b>										
Murder	-	-	-	-	-	-	-	-	-	-
Felony	-	-	-	-	-	-	-	-	-	-
Class A Felony	-	-	-	-	-	-	-	-	-	-
Class B Felony	-	-	-	-	-	-	-	-	-	-
Class C Felony	-	-	-	-	-	-	-	-	-	-
Class D Felony	-	-	-	-	-	-	-	-	-	-
Level 1 Felony	-	-	-	-	-	-	-	-	-	-
Level 2 Felony	-	-	-	-	-	-	-	-	-	-
Level 3 Felony	-	-	-	-	-	-	-	-	-	-
Level 4 Felony	-	-	-	-	-	-	-	-	-	-
Level 5 Felony	-	-	-	-	-	-	-	-	-	-
Level 6 Felony	-	-	-	-	-	-	-	-	-	-
Misdemeanor	33,324	31,889	28,981	27,439	26,427	27,763	27,739	27,620	17,845	20,662
Post-Conviction	-	-	-	-	10	-	-	-	-	-
Misc. Criminal	602	491	293	231	78	107	69	54	62	38
<b>Sub-Total</b>	<b>33,926</b>	<b>32,380</b>	<b>29,274</b>	<b>27,670</b>	<b>26,515</b>	<b>27,870</b>	<b>27,808</b>	<b>27,674</b>	<b>17,907</b>	<b>20,700</b>
<b>Civil Violations</b>										
Infractions	203,434	191,373	169,381	162,728	143,410	131,878	118,609	107,244	67,623	80,499
Ord. Violations	44,644	44,926	50,498	47,369	37,410	36,910	33,424	30,701	18,878	18,520
<b>Sub-Total</b>	<b>248,078</b>	<b>236,299</b>	<b>219,879</b>	<b>210,097</b>	<b>180,820</b>	<b>168,788</b>	<b>152,033</b>	<b>137,945</b>	<b>86,501</b>	<b>99,019</b>
<b>Juvenile</b>										
CHINS	-	-	-	-	-	-	-	-	-	-
Delinquency	-	-	-	-	-	-	-	-	-	-
Status	-	-	-	-	-	-	-	-	-	-
Paternity	-	-	-	-	-	-	-	-	-	-
Miscellaneous	-	-	-	-	-	-	-	-	-	-
Term. Par. Right	-	-	-	-	-	-	-	-	-	-
Protective Orders	-	-	-	-	-	-	-	-	-	-
<b>Sub-Total</b>	<b>0</b>	<b>0</b>	<b>0</b>	<b>0</b>	<b>0</b>	<b>0</b>	<b>0</b>	<b>0</b>	<b>0</b>	<b>0</b>
<b>Civil</b>										
Plenary	1,878	1,244	1,184	983	1,797	2,372	6,516	2,376	326	291
Mortgage Fore.	-	-	-	-	-	-	-	-	-	-
Civil Collections	1,041	682	592	692	890	748	1,417	1,771	1,308	1,109
Tort	-	-	-	-	-	-	-	-	-	-
Small Claims	57,774	53,900	51,130	43,767	42,421	52,331	55,763	-	-	2
Evictions	-	-	-	-	-	-	-	-	-	343
Domestic Rel.	-	-	-	-	-	-	-	-	-	-
Domestic Rel. W/Child	-	-	-	-	-	-	-	-	-	-
Domestic Rel. No Child	-	-	-	-	-	-	-	-	-	-

<b>Cases Disposed – City and Town Courts</b>										
	<b>2012</b>	<b>2013</b>	<b>2014</b>	<b>2015</b>	<b>2016</b>	<b>2017</b>	<b>2018</b>	<b>2019</b>	<b>2020</b>	<b>2021</b>
Recip. Support	-	-	-	-	-	-	-	-	-	-
Mental Health	-	-	-	-	-	-	-	-	-	-
Protective Ord.	-	-	-	-	-	-	-	-	-	-
Expungement	-	-	-	-	-	-	1	-	-	-
Tax Sale	-	-	-	-	-	-	-	-	-	-
Tax Petition	-	-	-	-	-	-	-	-	-	-
Miscellaneous	7	9	17	2	3	4	7	5	2	7
<b>Sub-Total</b>	<b>60,700</b>	<b>55,835</b>	<b>52,923</b>	<b>45,444</b>	<b>45,111</b>	<b>55,455</b>	<b>63,704</b>	<b>4,152</b>	<b>1,636</b>	<b>1,752</b>
<b>Probate/Adoptions</b>										
Adoption	-	-	-	-	-	-	-	-	-	-
Estate- Supv	-	-	-	-	-	-	-	-	-	-
Estate- Un-Supv.	-	-	-	-	-	-	-	-	-	-
Estate- Misc.	-	-	-	-	-	-	-	-	-	-
Guardianship	-	-	-	-	-	-	-	-	-	-
Guardianship Misc.	-	-	-	-	-	-	-	-	-	-
Trusts	-	-	43	-	-	-	-	-	-	-
<b>Sub-Total</b>	<b>0</b>	<b>0</b>	<b>43</b>	<b>0</b>	<b>0</b>	<b>0</b>	<b>0</b>	<b>0</b>	<b>0</b>	<b>0</b>
<b>Grand Total</b>	<b>342,704</b>	<b>324,557</b>	<b>302,076</b>	<b>283,211</b>	<b>252,415</b>	<b>252,113</b>	<b>243,545</b>	<b>169,771</b>	<b>106,044</b>	<b>121,471</b>

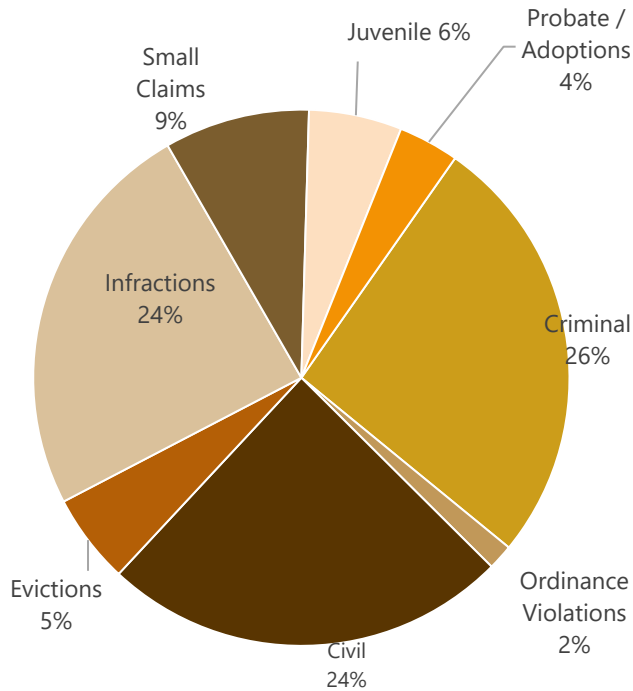
Marion County Small Claims courts are now courts of record, and their case totals are no longer included in this chart beginning with the 2019 data.



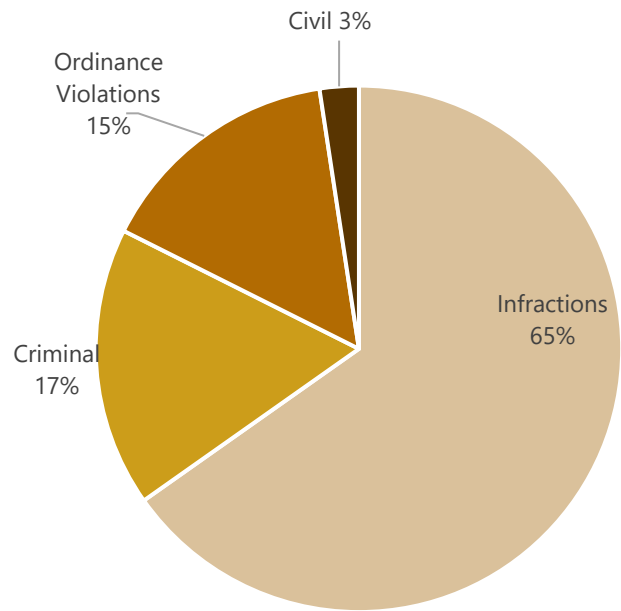
# Summary of 2021 New Filings by General Case Type

As reflected in the pie charts, the Infraction case type comprises the highest number of new filings for Courts of Record, and City, and Town courts. The amount of time required to adjudicate these cases is relatively small in comparison to other case types

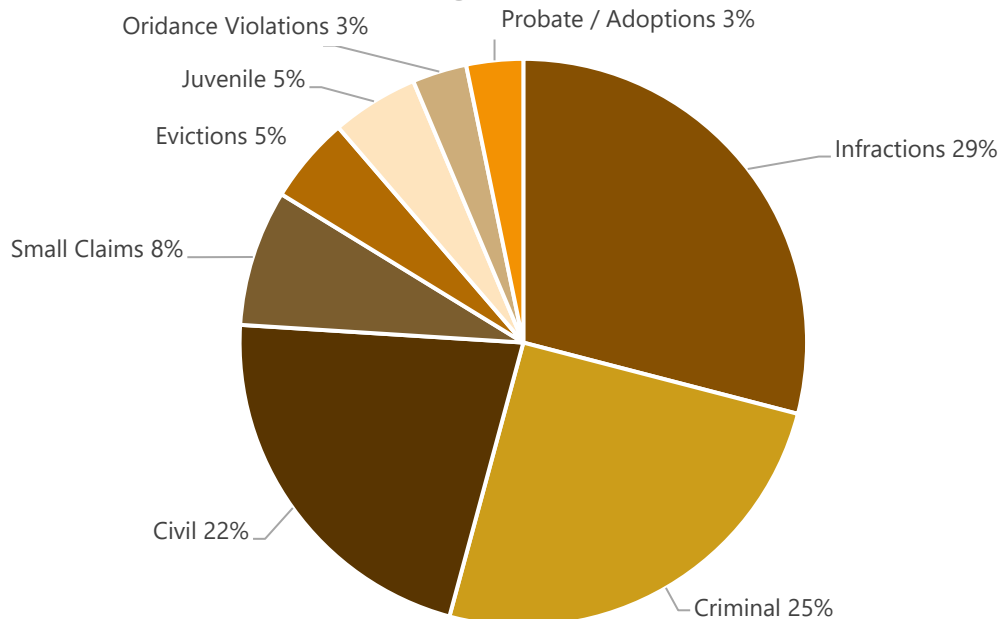
### Filings - Courts of Record



### Filings - City and Town Courts



### Filings - All Courts



## 2021 Case Information - Totals All Courts

<b>Case Information - Totals All Courts</b>								
	<b>Cases Pending 1/1/2021</b>	<b>Cases Filed</b>	<b>Cases Venued In</b>	<b>Cases Trans. In</b>	<b>Cases Disposed</b>	<b>Cases Venued Out</b>	<b>Cases Trans. Out</b>	<b>Cases Pending 12/31/2021</b>
<b>Criminal</b>								
Murder	582	327	0	53	257	0	45	660
Felony	6,271	0	0	34	89	0	12	6,204
Class A Felony	3,757	43	0	97	206	0	40	3,651
Class B Felony	2,496	20	0	64	95	0	24	2,461
Class C Felony	5,699	115	0	56	238	0	28	5,604
Class D Felony	19,857	93	0	368	641	0	216	19,461
Level 1 Felony	1,025	636	0	57	455	0	47	1,216
Level 2 Felony	3,229	2,097	0	222	1,754	0	157	3,637
Level 3 Felony	3,612	2,219	0	268	1,997	0	187	3,915
Level 4 Felony	5,066	3,406	0	420	2,905	0	278	5,709
Level 5 Felony	14,238	11,117	1	1,411	10,016	3	1,055	15,693
Level 6 Felony	67,179	52,685	3	6,527	50,279	7	5,039	71,069
Misdemeanor	311,159	111,514	41	6,140	113,828	6	5,218	309,802
Post-Conv. Relief	3,716	721	7	88	618	1	85	3,828
Miscellaneous	45,909	73,444	2,598	1,151	70,210	5	879	52,008
<b>Sub-Total</b>	<b>493,795</b>	<b>258,437</b>	<b>2,650</b>	<b>16,956</b>	<b>253,588</b>	<b>22</b>	<b>13,310</b>	<b>504,918</b>
<b>Civil Violations</b>								
Infraction	364,020	298,418	1	319	298,646	16	191	363,905
Ordinance Viol.	85,511	31,909	0	135	32,846	2	65	84,642
<b>Sub-Total</b>	<b>449,531</b>	<b>330,327</b>	<b>1</b>	<b>454</b>	<b>331,492</b>	<b>18</b>	<b>256</b>	<b>448,547</b>
<b>Juvenile</b>								
CHINS	17,545	10,406	53	2,933	10,454	18	1,031	19,434
Delinquency	10,994	8,145	146	93	7,941	94	59	11,284
Status	4,368	3,048	20	11	2,735	18	7	4,687
Paternity	52,561	12,791	166	2,378	10,521	23	1,234	56,118
Miscellaneous	13,966	11,894	42	227	10,440	18	97	15,574
Term. Par. Right	6,283	4,670	1	168	4,340	0	161	6,621
Protection Order	46	21	0	1	12	0	1	55
<b>Sub-Total</b>	<b>105,763</b>	<b>50,975</b>	<b>428</b>	<b>5,811</b>	<b>46,443</b>	<b>171</b>	<b>2,590</b>	<b>113,773</b>
Plenary	31,618	11,082	109	785	10,858	36	489	32,211
<b>Civil</b>								
Mortgage Fore.	12,912	2,989	3	175	4,577	0	50	11,452
Civil Collections	100,206	80,895	139	4,118	94,953	80	575	89,750
Civil Tort	28,304	11,292	55	970	10,494	72	808	29,247
Small Claims	242,836	79,728	27	2,429	99,400	63	1,221	224,336
Evictions	0	50,767	12	226	33,326	10	240	17,429
Domestic Rel.	34,794	0	2	4,204	1,254	4	1,379	36,363
Domestic Rel. W/Child	15,108	13,472	110	3,236	12,899	28	2,017	16,982

<b>Case Information - Totals All Courts</b>								
	<b>Cases Pending 1/1/2021</b>	<b>Cases Filed</b>	<b>Cases Venued In</b>	<b>Cases Trans. In</b>	<b>Cases Disposed</b>	<b>Cases Venued Out</b>	<b>Cases Trans. Out</b>	<b>Cases Pending 12/31/2021</b>
Domestic Rel. No Child	12,061	15,633	23	2,266	15,019	10	1,529	13,425
Recip. Support	10,120	1,336	12	287	901	2	60	10,792
Mental Health	12,188	18,889	86	585	18,735	40	564	12,409
Protective Orders	29,747	36,107	377	5,816	35,034	183	4,974	31,856
Expungement	3,756	10,439	0	219	9,978	0	190	4,246
Tax Sale	185	176	0	1	100	0	1	261
Tax Petition	5,812	5,220	0	98	4,643	0	100	6,387
Miscellaneous	37,179	16,483	29	626	14,438	19	548	39,312
<b>Sub-Total</b>	<b>576,826</b>	<b>354,508</b>	<b>984</b>	<b>26,041</b>	<b>366,609</b>	<b>547</b>	<b>14,745</b>	<b>576,458</b>
<b>Probate/Adoption</b>								
Adoption	4,907	4,749	12	492	4,424	15	455	5,266
Estate- Supv.	13,758	3,108	5	29	2,858	2	26	14,014
Estate-Un-Supv.	23,402	12,226	9	99	9,918	6	92	25,720
Estate- Misc.	4,704	4,035	0	24	3,505	0	22	5,236
Guardianship	31,804	8,439	38	2,008	8,011	22	1,158	33,098
Guardianship Misc.	271	370	0	18	241	0	16	402
Trusts	2,496	323	3	6	314	0	4	2,510
<b>Sub-Total</b>	<b>81,342</b>	<b>33,250</b>	<b>67</b>	<b>2,676</b>	<b>29,271</b>	<b>45</b>	<b>1,773</b>	<b>86,246</b>
<b>Grand Total</b>	<b>1,707,257</b>	<b>1,027,497</b>	<b>4,130</b>	<b>51,938</b>	<b>1,027,403</b>	<b>803</b>	<b>32,674</b>	<b>1,729,942</b>

## Statewide Case Totals – Courts of Record

Statewide Case Totals – Courts of Record								
	Cases Pending 1/1/2021	Cases Filed	Cases Venued In	Cases Trans. In	Cases Disposed	Cases Venued Out	Cases Trans. Out	Cases Pending 12/31/2021
<b>Criminal</b>								
Murder	582	327	0	53	257	0	45	660
Felony	6,271	0	0	34	89	0	12	6,204
Class A Felony	3,757	43	0	97	206	0	40	3,651
Class B Felony	2,496	20	0	64	95	0	24	2,461
Class C Felony	5,699	115	0	56	238	0	28	5,604
Class D Felony	19,857	93	0	368	641	0	216	19,461
Level 1 Felony	1,025	636	0	57	455	0	47	1,216
Level 2 Felony	3,229	2,097	0	222	1,754	0	157	3,637
Level 3 Felony	3,612	2,219	0	268	1,997	0	187	3,915
Level 4 Felony	5,066	3,406	0	420	2,905	0	278	5,709
Level 5 Felony	14,238	11,117	1	1,411	10,016	3	1,055	15,693
Level 6 Felony	67,179	52,685	3	6,527	50,279	7	5,039	71,069
Misdemeanor	166,904	91,205	41	5,930	93,166	5	5,023	165,886
Post-Conv. Relief	3,711	721	7	88	618	1	85	3,823
Miscellaneous	44,596	73,398	2,598	1,151	70,172	5	879	50,687
<b>Sub-Total</b>	<b>348,222</b>	<b>238,082</b>	<b>2,650</b>	<b>16,746</b>	<b>232,888</b>	<b>21</b>	<b>13,115</b>	<b>359,676</b>
<b>Civil Violations</b>								
Infraction	203,495	221,127	1	297	218,147	12	73	206,688
Ordinance Viol.	24,018	13,897	0	135	14,326	2	63	23,659
<b>Sub-Total</b>	<b>227,513</b>	<b>235,024</b>	<b>1</b>	<b>432</b>	<b>232,473</b>	<b>14</b>	<b>136</b>	<b>230,347</b>
<b>Juvenile</b>								
CHINS	17,545	10,406	53	2,933	10,454	18	1,031	19,434
Delinquency	10,994	8,145	146	93	7,941	94	59	11,284
Status	4,368	3,048	20	11	2,735	18	7	4,687
Paternity	52,561	12,791	166	2,378	10,521	23	1,234	56,118
Miscellaneous	13,966	11,894	42	227	10,440	18	97	15,574
Term. Par. Right	6,283	4,670	1	168	4,340	0	161	6,621
Protection Order	46	21	0	1	12	0	1	55
<b>Sub-Total</b>	<b>105,763</b>	<b>50,975</b>	<b>428</b>	<b>5,811</b>	<b>46,443</b>	<b>171</b>	<b>2,590</b>	<b>113,773</b>
<b>Civil</b>								
Plenary	31,503	10,863	109	694	10,567	36	489	32,077
Mortgage Fore.	12,912	2,989	3	175	4,577	0	50	11,452
Civil Collections	95,236	79,729	139	4,118	93,844	80	567	84,731
Civil Tort	28,304	11,292	55	970	10,494	72	808	29,247
Small Claims	242,836	79,726	27	2,429	99,398	63	1,221	224,336
Evictions	0	49,317	12	226	32,983	10	235	16,327
Domestic Rel.	34,794	0	2	4,204	1,254	4	1,379	36,363
Domestic Rel. W/Child	15,108	13,472	110	3,236	12,899	28	2,017	16,982

<b>Statewide Case Totals – Courts of Record</b>								
	<b>Cases Pending 1/1/2021</b>	<b>Cases Filed</b>	<b>Cases Venued In</b>	<b>Cases Trans. In</b>	<b>Cases Disposed</b>	<b>Cases Venued Out</b>	<b>Cases Trans. Out</b>	<b>Cases Pending 12/31/2021</b>
Domestic Rel. No Child	12,061	15,633	23	2,266	15,019	10	1,529	13,425
Recip. Support	10,120	1,336	12	287	901	2	60	10,792
Mental Health	12,188	18,889	86	585	18,735	40	564	12,409
Protective Orders	29,747	36,107	377	5,816	35,034	183	4,974	31,856
Expungement	3,755	10,439	0	219	9,978	0	190	4,245
Tax Sale	185	176	0	1	100	0	1	261
Tax Petition	5,812	5,220	0	98	4,643	0	100	6,387
Miscellaneous	37,064	16,475	29	626	14,431	19	548	39,196
<b>Sub-Total</b>	<b>571,625</b>	<b>351,663</b>	<b>984</b>	<b>25,950</b>	<b>364,857</b>	<b>547</b>	<b>14,732</b>	<b>570,086</b>
<b>Probate/Adoption</b>								
Adoption	4,907	4,749	12	492	4,424	15	455	5,266
Estate- Supv.	13,758	3,108	5	29	2,858	2	26	14,014
Estate-Un-Supv.	23,402	12,226	9	99	9,918	6	92	25,720
Estate- Misc.	4,704	4,035	0	24	3,505	0	22	5,236
Guardianship	31,804	8,439	38	2,008	8,011	22	1,158	33,098
Guardianship Misc.	271	370	0	18	241	0	16	402
Trusts	2,496	323	3	6	314	0	4	2,510
<b>Sub-Total</b>	<b>81,342</b>	<b>33,250</b>	<b>67</b>	<b>2,676</b>	<b>29,271</b>	<b>45</b>	<b>1,773</b>	<b>86,246</b>
<b>Grand Total</b>	<b>1,334,465</b>	<b>908,994</b>	<b>4,130</b>	<b>51,615</b>	<b>905,932</b>	<b>798</b>	<b>32,346</b>	<b>1,360,128</b>

Totals from Circuit, Superior, Probate, and Marion County Small Claims Courts

## Statewide Case Totals – City and Town Courts

Statewide Case Totals – City and Town Courts								
	Cases Pending 1/1/2021	Cases Filed	Cases Venued In	Cases Trans. In	Cases Disposed	Cases Venued Out	Cases Trans. Out	Cases Pending 12/31/2021
<b>Criminal</b>								
Murder	-	-	-	-	-	-	-	-
Felony	-	-	-	-	-	-	-	-
Class A Felony	-	-	-	-	-	-	-	-
Class B Felony	-	-	-	-	-	-	-	-
Class C Felony	-	-	-	-	-	-	-	-
Class D Felony	-	-	-	-	-	-	-	-
Level 1 Felony	-	-	-	-	-	-	-	-
Level 2 Felony	-	-	-	-	-	-	-	-
Level 3 Felony	-	-	-	-	-	-	-	-
Level 4 Felony	-	-	-	-	-	-	-	-
Level 5 Felony	-	-	-	-	-	-	-	-
Level 6 Felony	-	-	-	-	-	-	-	-
Misdemeanor	144,255	20,309	0	210	20,662	1	195	143,916
Post-Conv. Relief	5	0	0	0	0	0	0	5
Miscellaneous	1,313	46	0	0	38	0	0	1,321
<b>Sub-Total</b>	<b>145,573</b>	<b>20,355</b>	<b>0</b>	<b>210</b>	<b>20,700</b>	<b>1</b>	<b>195</b>	<b>145,242</b>
Infraction	160,525	77,291	0	22	80,499	4	118	157,217
<b>Civil Violations</b>								
Ordinance Viol.	61,493	18,012	0	0	18,520	0	2	60,983
<b>Sub-Total</b>	<b>222,018</b>	<b>95,303</b>	<b>0</b>	<b>22</b>	<b>99,019</b>	<b>4</b>	<b>120</b>	<b>218,200</b>
<b>Juvenile</b>								
CHINS	-	-	-	-	-	-	-	-
Delinquency	-	-	-	-	-	-	-	-
Status	-	-	-	-	-	-	-	-
Paternity	-	-	-	-	-	-	-	-
Miscellaneous	-	-	-	-	-	-	-	-
Term. Par. Right	-	-	-	-	-	-	-	-
Protection Order	-	-	-	-	-	-	-	-
<b>Sub-Total</b>	<b>0</b>	<b>0</b>	<b>0</b>	<b>0</b>	<b>0</b>	<b>0</b>	<b>0</b>	<b>0</b>
<b>Civil</b>								
Plenary	115	219	0	91	291	0	0	134
Mortgage Fore.	-	-	-	-	-	-	-	-
Civil Collections	4,970	1,166	0	0	1,109	0	8	5,019
Civil Tort	-	-	-	-	-	-	-	-
Small Claims	0	2	0	0	2	0	0	0
Evictions	0	1,450	0	0	343	0	5	1,102
Domestic Rel.	-	-	-	-	-	-	-	-
Domestic Rel. W/Child	-	-	-	-	-	-	-	-

<b>Statewide Case Totals – City and Town Courts</b>								
	<b>Cases Pending 1/1/2021</b>	<b>Cases Filed</b>	<b>Cases Venued In</b>	<b>Cases Trans. In</b>	<b>Cases Disposed</b>	<b>Cases Venued Out</b>	<b>Cases Trans. Out</b>	<b>Cases Pending 12/31/2021</b>
Domestic Rel. No Child	-	-	-	-	-	-	-	-
Recip. Support	-	-	-	-	-	-	-	-
Mental Health	-	-	-	-	-	-	-	-
Protective Orders	-	-	-	-	-	-	-	-
Expungement	1	0	0	0	0	0	0	1
Tax Sale	-	-	-	-	-	-	-	-
Tax Petition	-	-	-	-	-	-	-	-
Miscellaneous	115	8	0	0	7	0	0	116
<b>Sub-Total</b>	<b>5,201</b>	<b>2,845</b>	<b>0</b>	<b>91</b>	<b>1,752</b>	<b>0</b>	<b>13</b>	<b>6,372</b>
<b>Probate/Adoption</b>								
Adoption	-	-	-	-	-	-	-	-
Estate- Supv.	-	-	-	-	-	-	-	-
Estate-Un-Supv.	-	-	-	-	-	-	-	-
Estate- Misc.	-	-	-	-	-	-	-	-
Guardianship	-	-	-	-	-	-	-	-
Guardianship Misc.	-	-	-	-	-	-	-	-
Trusts	-	-	-	-	-	-	-	-
<b>Sub-Total</b>	<b>0</b>	<b>0</b>	<b>0</b>	<b>0</b>	<b>0</b>	<b>0</b>	<b>0</b>	<b>0</b>
<b>Grand Total</b>	<b>372,792</b>	<b>118,503</b>	<b>0</b>	<b>323</b>	<b>121,471</b>	<b>5</b>	<b>328</b>	<b>369,814</b>

# Cases in which Pauper Counsel was Appointed

According to the United States and the Indiana constitutions, as well as federal and Indiana case law, a public defender must be made available to the following indigent persons at both the trial and appellate level.

- A defendant in a criminal case
- A child charged with a delinquent act
- A parent in a termination of parental rights case
- A parent in a juvenile CHINS case
- A person on whom involuntary commitment proceedings have commenced; and
- Any person facing contempt proceedings where incarceration is a possibility

If the court determines the defendant to be indigent, the court must appoint a public defender. IOCS tracks and reports the number of cases in which counsel was appointed and paid for by county/state funds.

## 2021 Cases with Pauper Counsel

	2013	2014	2015	2016	2017	2018	2019	2020	2021	2021 Total Cases Filed
Murder	228	177	178	192	166	211	174	214	236	327
Class A Felony	2,408	1,513	707	450	309	306	231	133	134	43
Class B Felony	7,563	4,474	1,728	1,064	672	476	341	191	137	20
Class C Felony	8,842	5,571	1,971	941	568	341	191	137	93	115
Class D Felony	41,233	23,944	5,424	2,293	1,143	609	395	212	155	93
Level 1 Felony	-	97	326	348	352	383	371	419	428	636
Level 2 Felony	-	228	774	1,013	1,190	1,363	1,561	1,361	1,577	2,097
Level 3 Felony	-	580	1,515	1,760	1,905	1,984	2,024	1,737	1,704	2,219
Level 4 Felony	-	847	2,311	2,780	2,854	2,963	3,057	2,447	2,648	3,406
Level 5 Felony	-	2,256	6,863	7,974	8,739	8,881	8,914	7,865	8,278	11,117
Level 6 Felony	-	8,909	27,830	36,169	40,964	43,640	44,059	36,277	38,045	52,985
Crim. Misd.	56,906	42,814	52,127	52,043	52,902	53,020	55,262	42,865	45,837	111,514
Juvenile CHINS	8,357	10,879	13,451	15,345	14,810	14,283	15,289	13,886	9,101	10,406
Juv. Delinquency	12,350	10,698	10,248	9,514	8,705	8,389	7,904	6,127	5,665	8,145
Juvenile Status	1,508	1,276	1,250	972	886	886	921	686	930	3,048
Term. Par. Rights	1,265	1,322	1,744	2,455	1,991	2,754	2,764	2,065	1,924	4,670
Juvenile Paternity	2,431	2,644	2,444	2,139	2,019	1,507	1,196	763	691	12,791
Juvenile Protection	-	-	-	-	-	-	0	0	2	21
Other	4,024	3,722	3,364	2,870	3,115	2,729	2,874	2,133	2,303	0
Post-Conv. Relief	384	80	77	100	88	91	81	72	72	721
Total	147,499	122,031	134,332	140,422	143,378	144,816	147,609	119,590	119,960	224,374
Appeals*	344	524	618	651	730	862	868	548	706	NA
<b>Total w/Appeals</b>	<b>147,843</b>	<b>122,555</b>	<b>134,950</b>	<b>141,073</b>	<b>144,108</b>	<b>145,678</b>	<b>148,477</b>	<b>120,138</b>	<b>120,644</b>	<b>NA</b>

The FA, FB, FC, and FD Pauper appointments show negative totals. This could be dependent on when the Pauper appointment was reported during the year based on new filings as well as pending cases.

\*Appeals are not included in the cases filed total. Six new felony levels enacted by the Indiana General Assembly began July 1, 2014.



## 2021 Self Represented Litigants

This chart represents the number of cases in which at least one of the litigants represented themselves for part or all of the proceeding during 2021.

Case Type	Circuit, Superior & Probate	City & Town	Marion County Small Claims	Total All Courts
Murder (MR)	34	0	0	34
Felony (CF)	29	0	0	29
Class A Felony (FA)	66	0	0	66
Class B Felony (FB)	67	0	0	67
Class C Felony (FC)	36	0	0	36
Class D Felony (FD)	175	0	0	175
Level 1 Felony	30	0	0	30
Level 2 Felony	138	0	0	138
Level 3 Felony	155	0	0	155
Level 4 Felony	216	0	0	216
Level 5 Felony	541	0	0	541
Level 6 Felony	3,129	0	0	3,129
Misdemeanor (CM)	9,704	2,615	0	12,319
Post-Conviction Relief (PC)	251	299	0	550
Miscellaneous (MC)	3,144	1	0	3,145
Infraction (IF)	17,992	7,313	0	25,305
Ordinance Violation (OV/OE)	312	496	0	808
<b>Total Criminal/Civil Violations</b>	<b>36,019</b>	<b>10,724</b>	<b>0</b>	<b>46,743</b>
CHINS (JC)	424	0	0	424
Delinquency (JD)	142	0	0	142
Status (JS)	14	0	0	14
Paternity (JP)	3,484	0	0	3,484
Miscellaneous (JM)	346	0	0	346
Term. Parental Rights (JT)	134	0	0	134
Protection Orders (JQ)	6	0	0	6
<b>Total Juvenile</b>	<b>4,550</b>	<b>0</b>	<b>0</b>	<b>4,550</b>
Plenary (CP/PL)	1,744	0	0	1,744
Mortgage Foreclosure (MF)	288	0	0	288
Civil Collections (CC)	5,780	1	0	5,781
Tort (CT)	745	0	0	745
Small Claims (SC)	19,676	0	4,268	23,944
Evictions (EV)	10,805	56	4,311	15,172
Dom. Rel. with Children (DC)	7,335	0	0	7,335
Dom. Rel. w/out Children (DN)	9,492	0	0	9,492
Domestic Relations (DR)	1,246	0	0	1,246
Reciprocal Support (RS)	213	0	0	213
Mental Health (MH)	473	0	0	473
Adoptions (AD)	333	0	0	333
Estates (ES)	113	0	0	113
Estates (EU)	384	0	0	384
Estates (EM)	120	0	0	120

<b>Case Type</b>	<b>Circuit, Superior &amp; Probate</b>	<b>City &amp; Town</b>	<b>Marion County Small Claims</b>	<b>Total All Courts</b>
Guardianships (GU)	2,300	0	0	2,300
Guardianship Misc. GM)	29	0	0	29
Tax Deed, Verified Petition for (TP)	491	0	0	491
Tax Sales (TS)	35	0	0	35
Trusts (TR)	43	0	0	43
Protective Orders (PO)	19,390	0	0	19,390
Expungement (XP)	1,549	0	0	1,549
Miscellaneous (MI)	5,218	0	0	5,218
<b>Total Civil/Probate/Adoption</b>	<b>87,802</b>	<b>57</b>	<b>8,579</b>	<b>96,438</b>
<b>Total All Case Types</b>	<b>128,371</b>	<b>10,781</b>	<b>8,579</b>	<b>147,731</b>

# 2021 Method of Case Disposition

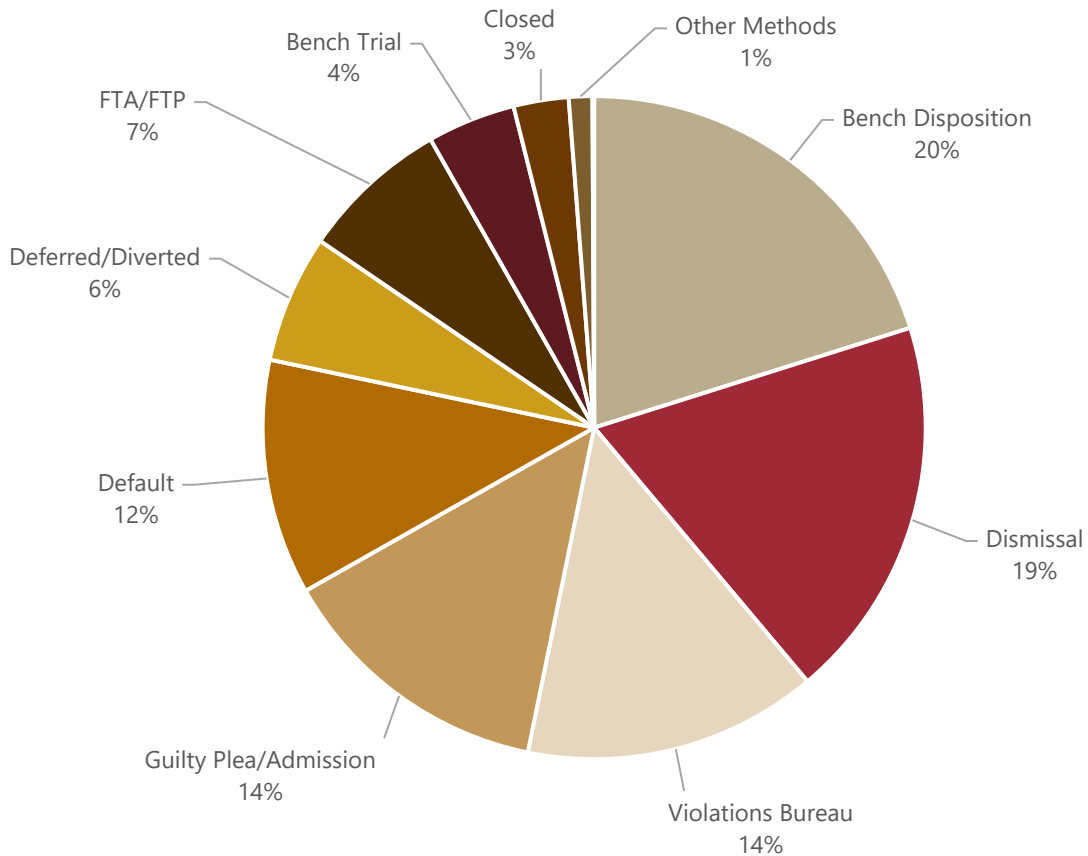
## Summary of All Disposition Types

Method of Disposition (number of cases)

Disposition Type	Courts of Record	City and Town Courts	Totals
Jury Trial	825	8	833
Bench Trial	43,155	1,033	44,188
Bench Disposition	204,844	1,994	206,838
Dismissal	174,790	17,737	192,527
Guilty Plea/Admission	114,840	24,894	139,734
Default	115,725	2,242	117,967
Deferred/Diverted	50,965	13,065	64,030
Violations Bureau	110,164	37,146	147,310
Closed	27,441	145	27,586
FTA/FTP	54,316	20,294	74,610
Other Methods	8,867	2,913	11,780

*Courts of Record column includes Marion County Small Claims Courts.*

## Method of Disposition (Percent of Total)



*\*Percentage of Jury Trial Dispositions of .09% not great enough to be shown on pie chart above.*

## Statewide Disposition Totals – All Courts

<b>Statewide Disposition Totals – All Courts</b>											
	<b>Jury Trial</b>	<b>Bench Trial</b>	<b>Bench Disp.</b>	<b>Guilty Plea/ Admin</b>	<b>Default</b>	<b>Defer/ Divert.</b>	<b>Dismiss</b>	<b>Viol. Bureau</b>	<b>Closed</b>	<b>FTA/ FTP</b>	<b>Other</b>
<b>Criminal</b>											
Murder	99	4	6	124	-	0	22	-	-	-	2
Felony	0	0	26	7	-	0	21	-	-	-	35
Class A Felony	6	4	11	43	-	0	11	-	-	-	131
Class B Felony	3	0	12	34	-	0	20	-	-	-	26
Class C Felony	9	2	32	83	-	3	72	-	-	-	37
Class D Felony	0	2	40	225	-	15	330	-	-	-	29
Level 1 Felony	57	10	9	305	-	0	74	-	-	-	0
Level 2 Felony	38	15	30	1,339	-	1	325	-	-	-	6
Level 3 Felony	75	27	27	1,529	-	3	330	-	-	-	6
Level 4 Felony	72	40	67	2,203	-	16	507	-	-	-	0
Level 5 Felony	111	90	196	7,708	-	176	1,729	-	-	-	6
Level 6 Felony	172	319	339	37,096	-	2,177	10,146	-	-	-	30
Misdemeanor	74	980	1,820	55,793	-	19,310	34,387	-	-	-	1,464
Post-Conv. Relief	0	35	282	-	-	0	276	-	-	-	25
Miscellaneous	3	1,550	57,219	33	-	7	2,549	-	8,167	-	682
<b>Sub-Total</b>	<b>719</b>	<b>3,078</b>	<b>60,116</b>	<b>106,522</b>	<b>0</b>	<b>21,708</b>	<b>50,799</b>	<b>0</b>	<b>8,167</b>	<b>0</b>	<b>2,479</b>
<b>Civil Violations</b>											
Infraction	8	1,679	2,925	21,829	3,550	38,289	21,558	137,394	-	69,353	2,061
Ordinance Viol.	1	691	323	4,852	1,120	3,925	6,302	9,916	-	5,257	459
<b>Sub-Total</b>	<b>9</b>	<b>2,370</b>	<b>3,248</b>	<b>26,681</b>	<b>4,670</b>	<b>42,214</b>	<b>27,860</b>	<b>147,310</b>	<b>0</b>	<b>74,610</b>	<b>2,520</b>
<b>Juvenile</b>											
CHINS	-	2,643	2,898	1,583	-	-	3,102	-	-	-	228
Delinquency	-	620	1,508	3,766	-	108	1,559	-	-	-	380
Status	-	91	1,579	526	-	-	387	-	-	-	152
Paternity	-	3,359	4,274	497	-	-	1,811	-	-	-	580
Miscellaneous	-	516	7,619	131	-	-	1,251	-	-	-	923
Term. Par. Right	-	862	627	25	-	-	2,744	-	-	-	82
Protection Orders	-	2	2	-	-	-	7	-	-	-	1
<b>Sub-Total</b>	<b>0</b>	<b>8,093</b>	<b>18,507</b>	<b>6,528</b>	<b>0</b>	<b>108</b>	<b>10,861</b>	<b>0</b>	<b>0</b>	<b>0</b>	<b>2,346</b>
<b>Civil</b>											
Plenary	8	268	1,993	-	4,043	-	4,017	-	292	-	237
Mortgage Fore.	0	29	850	-	1,768	-	1,835	-	55	-	40
Civil Collections	0	344	11,538	-	61,357	-	20,195	-	508	-	1,011
Civil Tort	96	75	780	-	890	-	8,356	-	216	-	81
Small Claims	-	6,507	24,349	-	37,611	-	29,574	-	892	-	467
Evictions	0	4,220	4,757	-	6,485	-	17,701	-	141	-	22
Domestic Rel.	-	117	721	-	1	-	363	-	-	-	52
Domestic Re. W/Child	-	2,092	8,681	-	18	-	2,036	-	-	-	72
Domestic Rel. No Child	-	2,367	10,609	-	16	-	1,899	-	-	-	128

<b>Statewide Disposition Totals – All Courts</b>											
	<b>Jury Trial</b>	<b>Bench Trial</b>	<b>Bench Disp.</b>	<b>Guilty Plea/ Admin</b>	<b>Default</b>	<b>Defer/ Divert.</b>	<b>Dismiss</b>	<b>Viol. Bureau</b>	<b>Closed</b>	<b>FTA/ FTP</b>	<b>Other</b>
Recip. Support	-	188	439	-	12	-	212	-	-	-	50
Mental Health	-	691	9,794	-	4	-	4,904	-	3,241	-	101
Protective Orders	-	5,750	20,437	2	38	-	8,460	-	-	-	347
Expungement	-	338	8,465	-	-	-	134	-	1,001	-	40
Tax Sale	-	-	97	-	-	-	0	-	3	-	0
Tax Petition	-	111	3,622	-	419	-	112	-	49	-	330
Miscellaneous	1	2,797	8,423	1	633	-	1,640	-	835	-	108
<b>Sub-Total</b>	<b>105</b>	<b>25,894</b>	<b>115,555</b>	<b>3</b>	<b>113,295</b>	<b>0</b>	<b>101,438</b>	<b>0</b>	<b>7,233</b>	<b>0</b>	<b>3,086</b>
<b>Probate/ Adoptions</b>											
Adoption	-	1,800	1,136	-	1	-	257	-	1,215	-	15
Estate- Supv.	0	38	812	-	0	-	67	-	1,113	-	828
Estate-Un-Supv.	0	39	3,456	-	1	-	350	-	5,608	-	464
Estate- Misc.	-	14	1,214	-	0	-	20	-	2,251	-	6
Guardianship	-	2,816	2,596	-	0	-	828	-	1,746	-	25
Guardianship Misc.	-	31	71	-	0	-	44	-	89	-	6
Trusts	-	15	127	-	0	-	3	-	164	-	5
<b>Sub-Total</b>	<b>0</b>	<b>4,753</b>	<b>9,412</b>	<b>0</b>	<b>2</b>	<b>0</b>	<b>1,569</b>	<b>0</b>	<b>12,186</b>	<b>0</b>	<b>1,349</b>
<b>Grand Total</b>	<b>833</b>	<b>44,188</b>	<b>206,838</b>	<b>139,734</b>	<b>117,967</b>	<b>64,030</b>	<b>192,527</b>	<b>147,310</b>	<b>27,586</b>	<b>74,610</b>	<b>11,780</b>

## Statewide Disposition Totals – Courts of Record

Statewide Disposition Totals – Courts of Record												
	Jury Trial	Bench Trial	Bench Disp.	Guilty Plea/ Admin	Default	Defer/ Divert.	Dismiss	Viol. Bureau	Closed	FTA/ FTP	Other	
<b>Criminal</b>												
Murder	99	4	6	124	-	-	22	-	-	-	2	
Felony	0	0	26	7	-	-	21	-	-	-	35	
Class A Felony	6	4	11	43	-	-	11	-	-	-	131	
Class B Felony	3	0	12	34	-	-	20	-	-	-	26	
Class C Felony	9	2	32	83	-	3	72	-	-	-	37	
Class D Felony	0	2	40	225	-	15	330	-	-	-	29	
Level 1 Felony	57	10	9	305	-	0	74	-	-	-	0	
Level 2 Felony	38	15	30	1,339	-	1	325	-	-	-	6	
Level 3 Felony	75	27	27	1,529	-	3	330	-	-	-	6	
Level 4 Felony	72	40	67	2,203	-	16	507	-	-	-	0	
Level 5 Felony	111	90	196	7,708	-	176	1,729	-	-	-	6	
Level 6 Felony	172	319	339	37,096	-	2,177	10,146	-	-	-	30	
Misdemeanor	73	781	1,352	47,310	-	15,714	27,517	-	-	-	419	
Post-Conv. Relief	0	35	282	-	-	0	276	-	-	-	25	
Miscellaneous	3	1,550	57,200	33	-	7	2,549	-	8,149	-	681	
<b>Sub-Total</b>	<b>718</b>	<b>2,879</b>	<b>59,629</b>	<b>98,039</b>	<b>0</b>	<b>21,708</b>	<b>43,929</b>	<b>0</b>	<b>8,149</b>	<b>0</b>	<b>1,433</b>	
<b>Civil Violations</b>												
Infraction	2	1,215	1,534	8,413	2,398	31,011	14,220	106,400		52,371	583	
Ordinance Viol.	0	363	258	1,857	854	1,734	3,481	3,764		1,945	70	
<b>Sub-Total</b>	<b>2</b>	<b>1,578</b>	<b>1,792</b>	<b>10,270</b>	<b>3,252</b>	<b>32,745</b>	<b>17,701</b>	<b>110,164</b>	<b>0</b>	<b>54,316</b>	<b>653</b>	
<b>Juvenile</b>												
CHINS	-	2,643	2,898	1,583	-	-	3,102	-	-	-	228	
Delinquency	-	620	1,508	3,766	-	108	1,559	-	-	-	380	
Status	-	91	1,579	526	-	-	387	-	-	-	152	
Paternity	-	3,359	4,274	497	-	-	1,811	-	-	-	580	
Miscellaneous	-	516	7,619	131	-	-	1,251	-	-	-	923	
Term. Par. Right	-	862	627	25	-	-	2,744	-	-	-	82	
Protection Orders	-	2	2	0	-	-	7	-	-	-	1	
<b>Sub-Total</b>	<b>0</b>	<b>8,093</b>	<b>18,507</b>	<b>6,528</b>	<b>0</b>	<b>108</b>	<b>10,861</b>	<b>0</b>	<b>0</b>	<b>0</b>	<b>2,346</b>	
<b>Civil</b>												
Plenary	8	268	1,973	-	3,957	-	3,832	-	292	-	237	
Mortgage Fore.	0	29	850	-	1,768	-	1,835	-	55	-	40	
Civil Collections	0	302	11,507	-	60,745	-	1,870	-	409	-	1,011	
Civil Tort	96	75	780	-	890	-	8,356	-	216	-	81	
Small Claims	-	6,507	24,349	-	37,611	-	29,574	-	890	-	467	
Evictions	0	4,220	4,757	-	6,359	-	17,703	-	122	-	22	
Domestic Rel.	-	117	721	-	1	-	363	-	-	-	52	
Domestic Re. W/Child	-	2,092	8,681	-	18	-	2,036	-	-	-	72	
Domestic Rel. No Child	-	2,367	10,609	-	16	-	1,899	-	-	-	128	
Recip. Support	-	188	439	-	12	-	212	-	-	-	50	

<b>Statewide Disposition Totals – Courts of Record</b>											
	<b>Jury Trial</b>	<b>Bench Trial</b>	<b>Bench Disp.</b>	<b>Guilty Plea/ Admin</b>	<b>Default</b>	<b>Defer/ Divert.</b>	<b>Dismiss</b>	<b>Viol. Bureau</b>	<b>Closed</b>	<b>FTA/ FTP</b>	<b>Other</b>
Mental Health	-	691	9,794	-	4	-	4,904	-	3,241	-	101
Protective Orders	-	5,750	20,437	2	38	-	8,460	-	-	-	347
Expungement	-	338	8,465	-	-	-	134	-	1,001	-	40
Tax Sale	-	-	97	-	-	-	0	-	3	-	0
Tax Petition	-	111	3,622	-	419	-	112	-	49	-	330
Miscellaneous	1	2,797	8,423	1	633	-	1,640	-	828	-	108
<b>Sub-Total</b>	<b>105</b>	<b>25,852</b>	<b>115,504</b>	<b>3</b>	<b>112,471</b>	<b>0</b>	<b>100,730</b>	<b>0</b>	<b>7,106</b>	<b>0</b>	<b>3,086</b>
<b>Probate/ Adoptions</b>											
Adoption	-	1,800	1,136	-	1	-	257	-	1,215	-	15
Estate- Supv.	0	38	812	-	0	-	67	-	1,113	-	828
Estate-Un-Supv.	0	39	3,456	-	1	-	350	-	5,608	-	464
Estate- Misc.	-	14	1,214	-	0	-	20	-	2,251	-	6
Guardianship	-	2,816	2,596	-	0	-	828	-	1,746	-	25
Guardianship Misc.	-	31	71	-	0	-	44	-	89	-	6
Trusts	-	15	127	-	0	-	3	-	164	-	5
<b>Sub-Total</b>	<b>0</b>	<b>4,753</b>	<b>9,412</b>	<b>0</b>	<b>2</b>	<b>0</b>	<b>1,569</b>	<b>0</b>	<b>12,186</b>	<b>0</b>	<b>1,349</b>
<b>Grand Total</b>	<b>825</b>	<b>43,155</b>	<b>204,844</b>	<b>114,840</b>	<b>115,725</b>	<b>50,965</b>	<b>174,790</b>	<b>110,164</b>	<b>27,441</b>	<b>54,316</b>	<b>8,867</b>

Totals from Circuit, Superior, Probate, and Marion County Small Claims Courts

## Statewide Disposition Totals – City and Town Courts

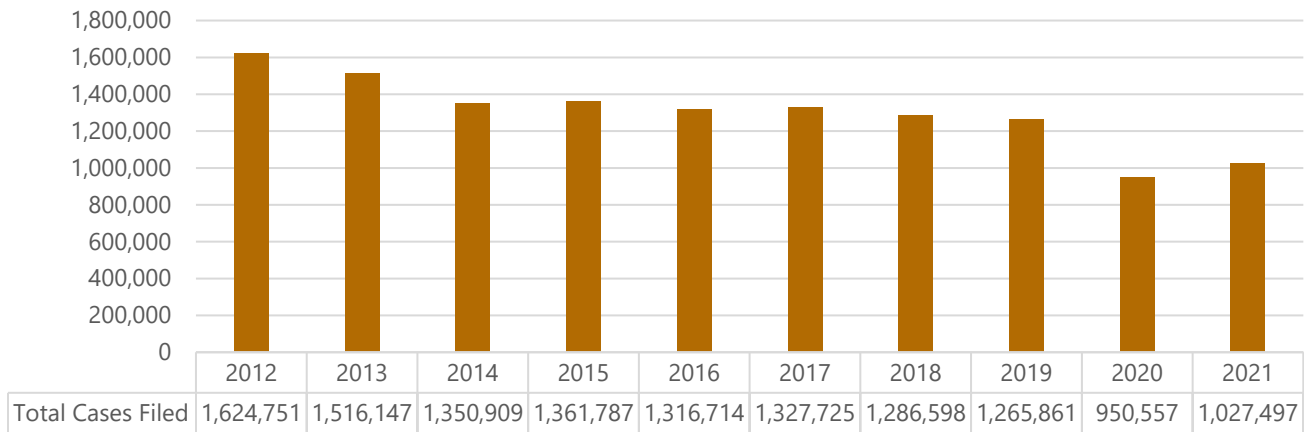
Statewide Disposition Totals City and Town Courts											
	Jury Trial	Bench Trial	Bench Disp.	Guilty Plea/ Admin.	Default	Defer/ Divert.	Dismiss	Viol. Bureau	Closed	FTA/ FTP	Other
<b>Criminal</b>											
Murder	-	-	-	-	-	-	-	-	-	-	-
Felony	-	-	-	-	-	-	-	-	-	-	-
Class A Felony	-	-	-	-	-	-	-	-	-	-	-
Class B Felony	-	-	-	-	-	-	-	-	-	-	-
Class C Felony	-	-	-	-	-	-	-	-	-	-	-
Class D Felony	-	-	-	-	-	-	-	-	-	-	-
Level 1 Felony	-	-	-	-	-	-	-	-	-	-	-
Level 2 Felony	-	-	-	-	-	-	-	-	-	-	-
Level 3 Felony	-	-	-	-	-	-	-	-	-	-	-
Level 4 Felony	-	-	-	-	-	-	-	-	-	-	-
Level 5 Felony	-	-	-	-	-	-	-	-	-	-	-
Level 6 Felony	-	-	-	-	-	-	-	-	-	-	-
Misdemeanor	1	199	468	8,483	-	3,596	6,870	-	-	-	1,045
Post-Conv. Relief	-	-	-	-	-	-	-	-	-	-	0
Miscellaneous	-	-	19	-	-	-	-	-	18	-	1
<b>Sub-Total</b>	<b>1</b>	<b>199</b>	<b>487</b>	<b>8,483</b>	<b>0</b>	<b>3,596</b>	<b>6,870</b>	<b>0</b>	<b>18</b>	<b>0</b>	<b>1,046</b>
<b>Civil Violations</b>											
Infraction	6	464	1,391	13,416	1,152	7,278	7,338	30,994	-	16,982	1,478
Ordinance Viol.	1	328	65	2,995	266	2,191	2,821	6,152	-	3,312	389
<b>Sub-Total</b>	<b>7</b>	<b>792</b>	<b>1,456</b>	<b>16,411</b>	<b>1,418</b>	<b>9,469</b>	<b>10,159</b>	<b>37,146</b>	<b>0</b>	<b>20,294</b>	<b>1,867</b>
<b>Juvenile</b>											
CHINS	-	-	-	-	-	-	-	-	-	-	-
Delinquency	-	-	-	-	-	-	-	-	-	-	-
Status	-	-	-	-	-	-	-	-	-	-	-
Paternity	-	-	-	-	-	-	-	-	-	-	-
Miscellaneous	-	-	-	-	-	-	-	-	-	-	-
Term. Par. Right	-	-	-	-	-	-	-	-	-	-	-
Protection Orders	-	-	-	-	-	-	-	-	-	-	-
<b>Sub-Total</b>	<b>0</b>	<b>0</b>	<b>0</b>	<b>0</b>	<b>0</b>	<b>0</b>	<b>0</b>	<b>0</b>	<b>0</b>	<b>0</b>	<b>0</b>
<b>Civil</b>											
Plenary	-	-	20	-	86	-	185	-	0	-	-
Mortgage Fore.	-	-	-	-	-	-	-	-	0	-	-
Civil Collections	-	42	31	-	612	-	325	-	99	-	-
Civil Tort	-	-	-	-	-	-	-	-	0	-	-
Small Claims	-	-	-	-	-	-	-	-	2	-	-
Evictions	-	-	-	-	126	-	198	-	19	-	-
Domestic Rel.	-	-	-	-	-	-	-	-	-	-	-
Domestic Rel.W/Child	-	-	-	-	-	-	-	-	-	-	-



<b>Statewide Disposition Totals City and Town Courts</b>											
	<b>Jury Trial</b>	<b>Bench Trial</b>	<b>Bench Disp.</b>	<b>Guilty Plea/ Admin.</b>	<b>Default</b>	<b>Defer/ Divert.</b>	<b>Dismiss</b>	<b>Viol. Bureau</b>	<b>Closed</b>	<b>FTA/ FTP</b>	<b>Other</b>
Domestic Rel. No Child	-	-	-	-	-	-	-	-	-	-	-
Recip. Support	-	-	-	-	-	-	-	-	-	-	-
Mental Health	-	-	-	-	-	-	-	-	-	-	-
Protective Orders	-	-	-	-	-	-	-	-	-	-	-
Expungement	-	-	-	-	-	-	-	-	-	-	-
Tax Sale	-	-	-	-	-	-	-	-	-	-	-
Tax Petition	-	-	-	-	-	-	-	-	-	-	-
Miscellaneous	-	-	-	-	-	-	-	-	7	-	-
<b>Sub-Total</b>	<b>0</b>	<b>42</b>	<b>51</b>	<b>0</b>	<b>824</b>	<b>0</b>	<b>708</b>	<b>0</b>	<b>127</b>	<b>0</b>	<b>0</b>
<b>Probate/Adoptions</b>											
Adoption	-	-	-	-	-	-	-	-	-	-	-
Estate-Supv.	-	-	-	-	-	-	-	-	-	-	-
Estate-Un-Supv.	-	-	-	-	-	-	-	-	-	-	-
Estate- Misc.	-	-	-	-	-	-	-	-	-	-	-
Guardianship	-	-	-	-	-	-	-	-	-	-	-
Guardianship Misc.	-	-	-	-	-	-	-	-	-	-	-
Trusts	-	-	-	-	-	-	-	-	-	-	-
Sub-Total	<b>0</b>	<b>0</b>	<b>0</b>	<b>0</b>	<b>0</b>	<b>0</b>	<b>0</b>	<b>0</b>	<b>0</b>	<b>0</b>	<b>0</b>
<b>Grand Total</b>	<b>8</b>	<b>1,033</b>	<b>1,994</b>	<b>24,894</b>	<b>2,242</b>	<b>13,065</b>	<b>17,737</b>	<b>37,146</b>	<b>145</b>	<b>20,294</b>	<b>2,913</b>

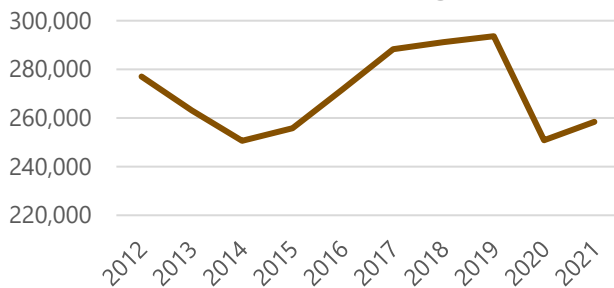
# Statistical Trends

## Total Cases Filed

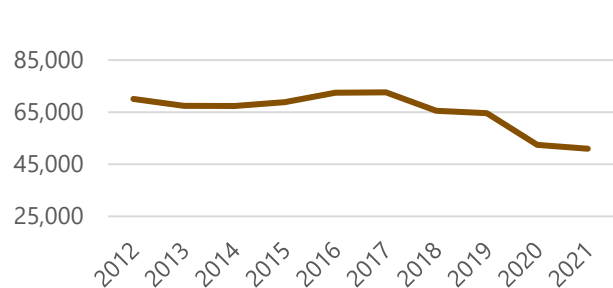


Total Cases Filed	
2012 to 2016 19% Decrease in Filings	2017 to 2021 22.6% Decrease in Filings
2012 to 2021 36.8% Decrease in Filings	

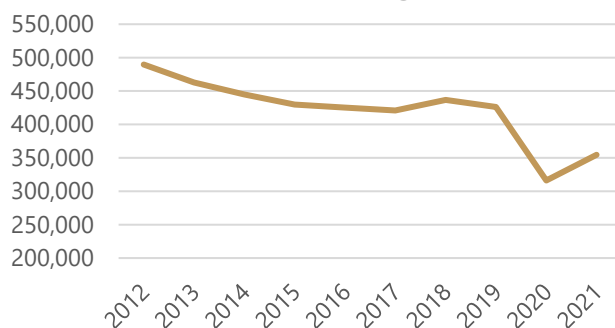
## Criminal Filings



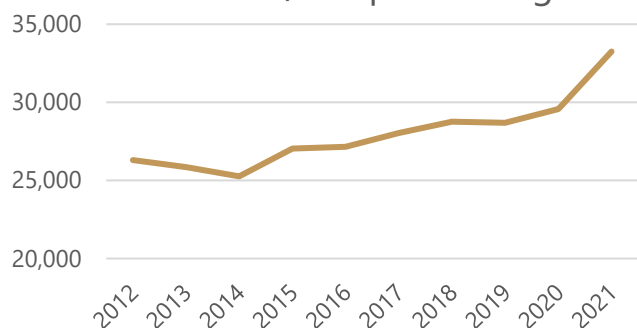
## Juvenile Filings



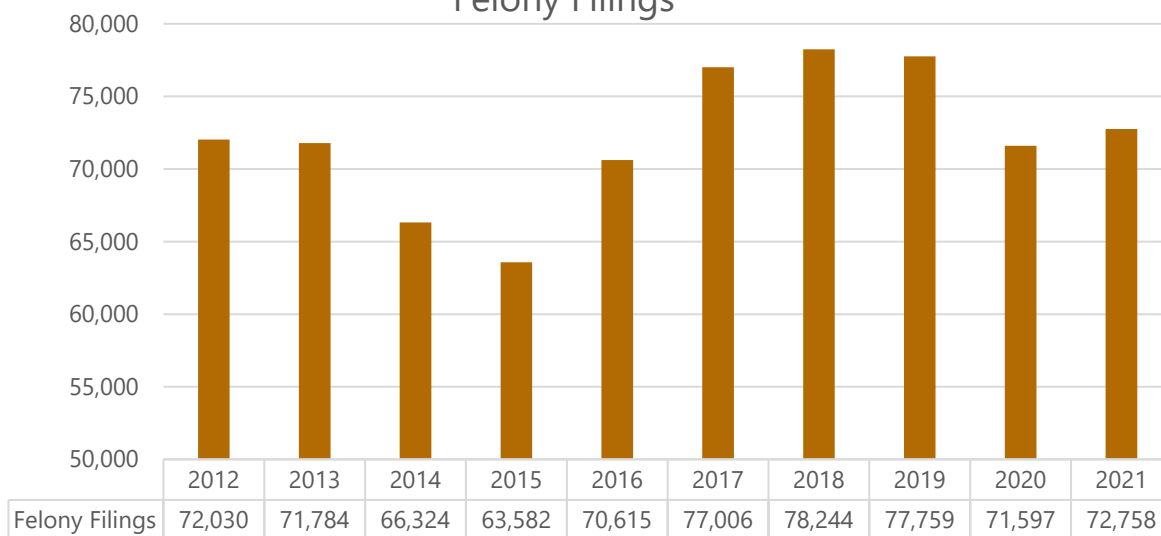
## Civil Filings



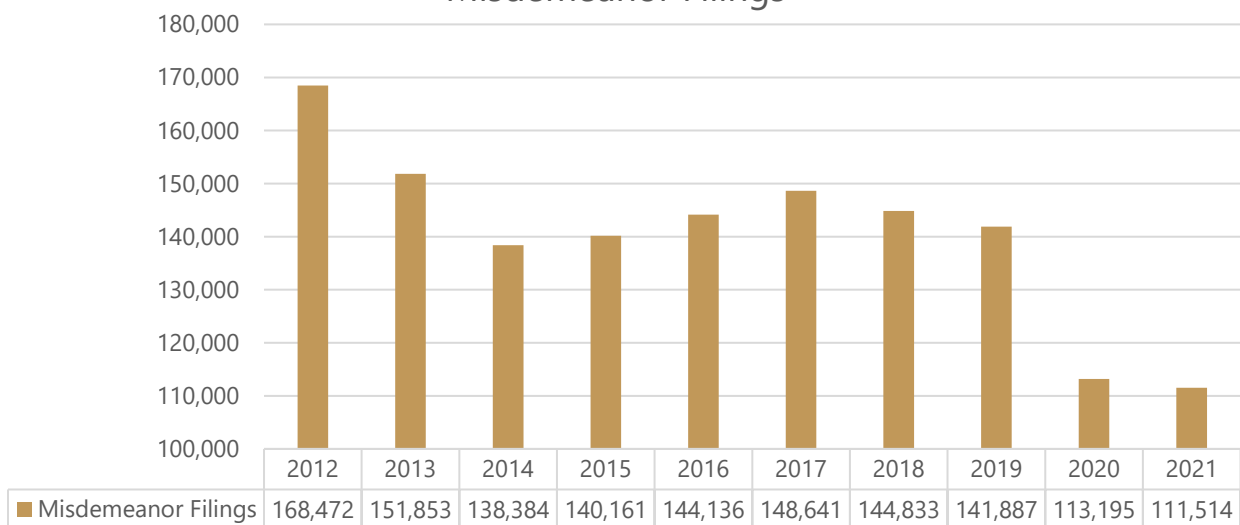
## Probate/Adoption Filings



## Felony Filings



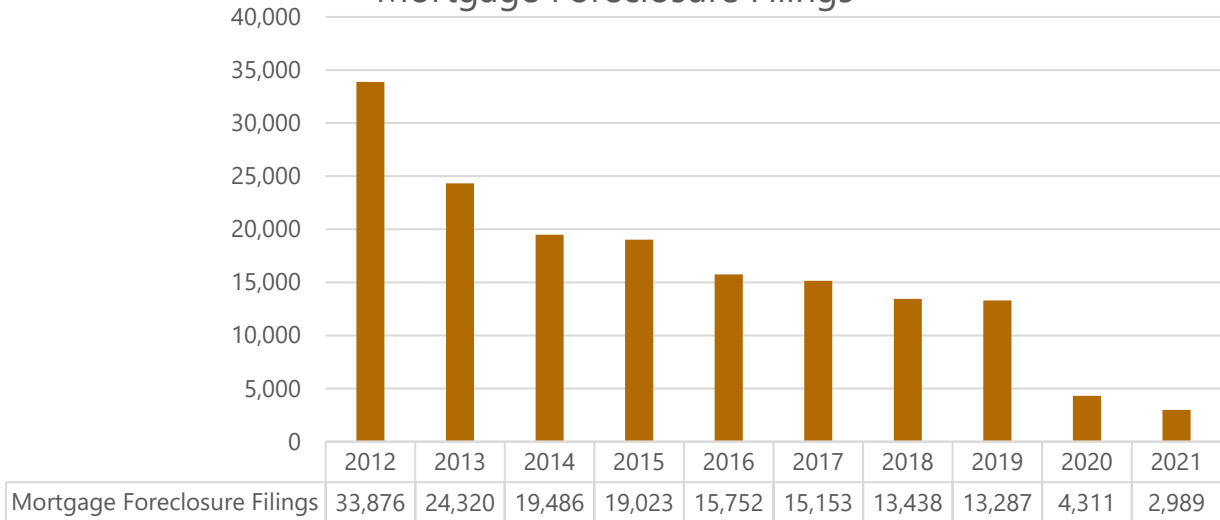
## Misdemeanor Filings



	2012	2013	2014	2015	2016	2017	2018	2019	2020	2021
Felony	72,030	71,784	66,324	63,582	70,615	77,006	78,244	77,759	71,597	72,758
Misdemeanor	168,472	151,853	138,384	140,161	144,136	148,641	144,833	141,887	113,195	111,514
<b>Total</b>	<b>240,502</b>	<b>223,637</b>	<b>204,708</b>	<b>203,743</b>	<b>214,751</b>	<b>225,647</b>	<b>223,077</b>	<b>219,646</b>	<b>184,792</b>	<b>184,272</b>

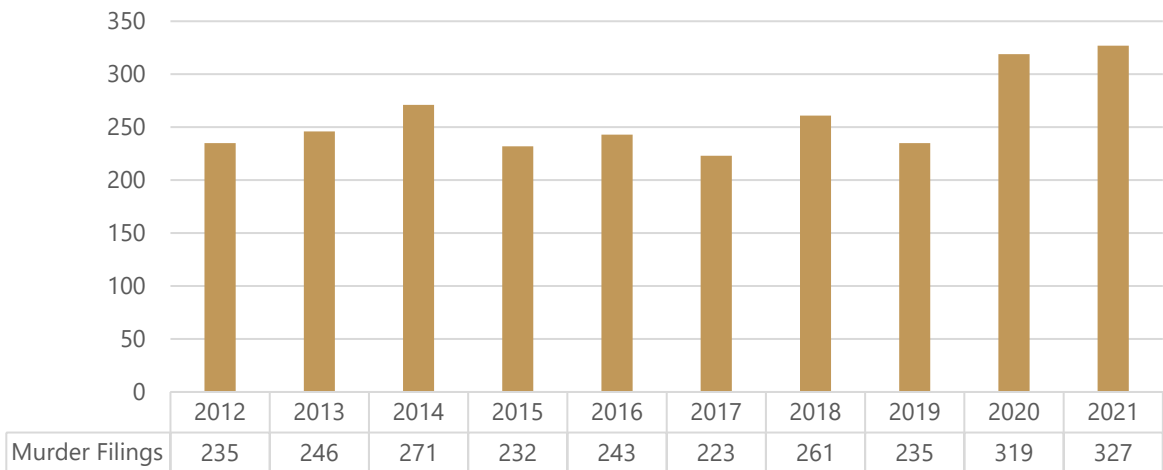
	2012 to 2016	2017 to 2021
Felony	2% Decrease in Filings	5.5% Decrease in Filings
Misdemeanor	14.4% Decrease in Filings	25% Decrease in Filings
Total	10.7% Decrease in Filings	18.3% Decrease in Filings
	2012 to 2021	
Felony	1% Increase in Filings	
Misdemeanor	33.8% Decrease in Filings	
<b>Total</b>	<b>23.4% Decrease in Filings</b>	

## Mortgage Foreclosure Filings



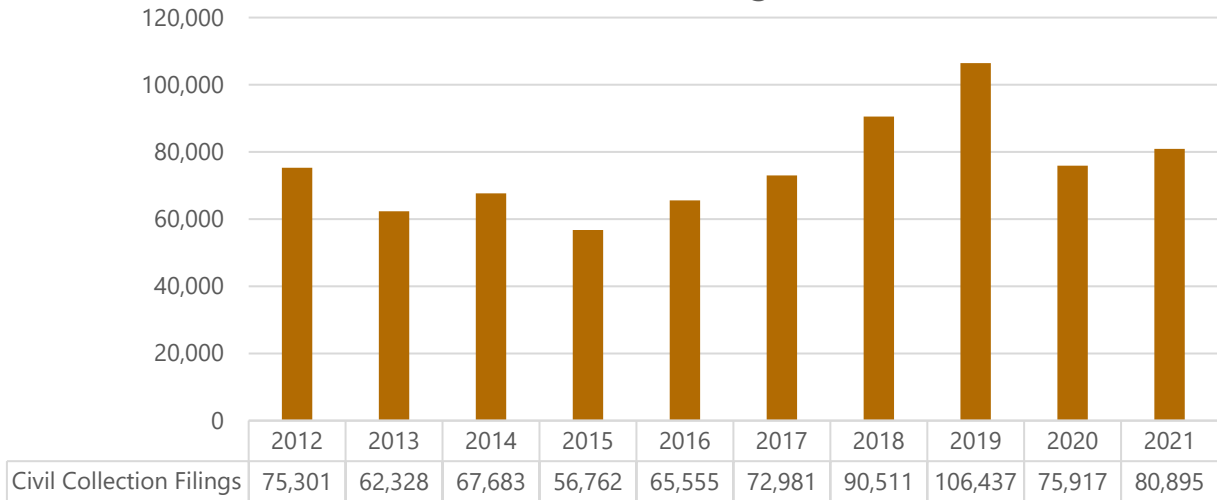
Mortgage Foreclosure Filings	
2012 to 2016 53.5% Decrease in Filings	2017 to 2021 80.3% Decrease in Filings
2012 to 2021 91.2% Decrease in Filings	

## Murder Filings

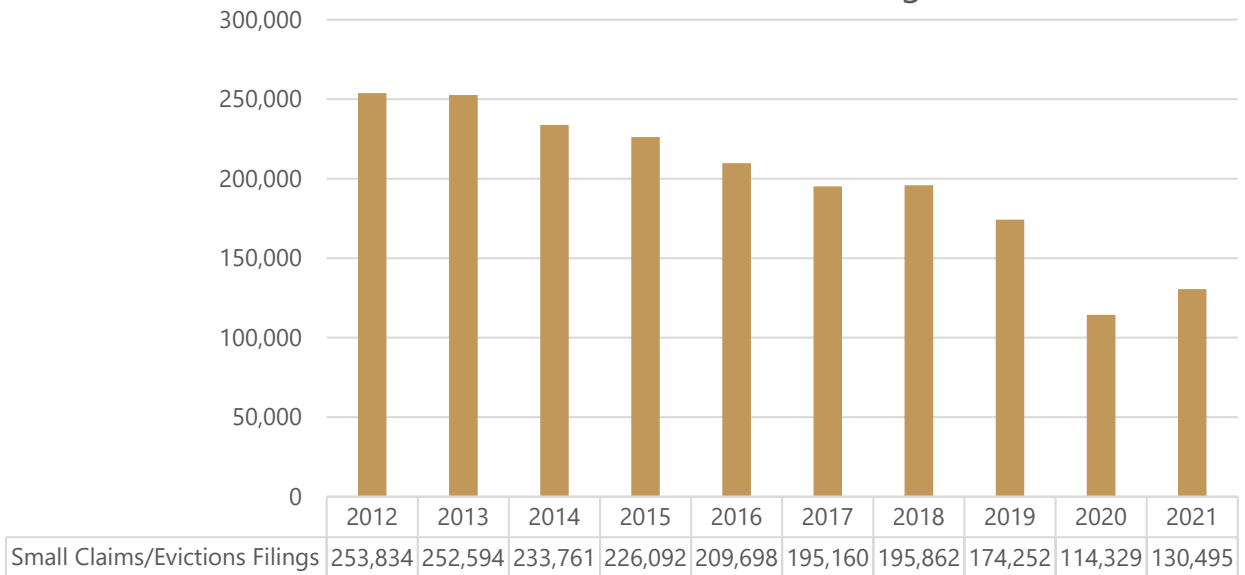


Murder Filings	
2012 to 2016 3.4% Increase in Filings	2017 to 2021 46.6% Increase in Filings
2012 to 2021 39.1% Increase in Filings	

## Civil Collection Filings

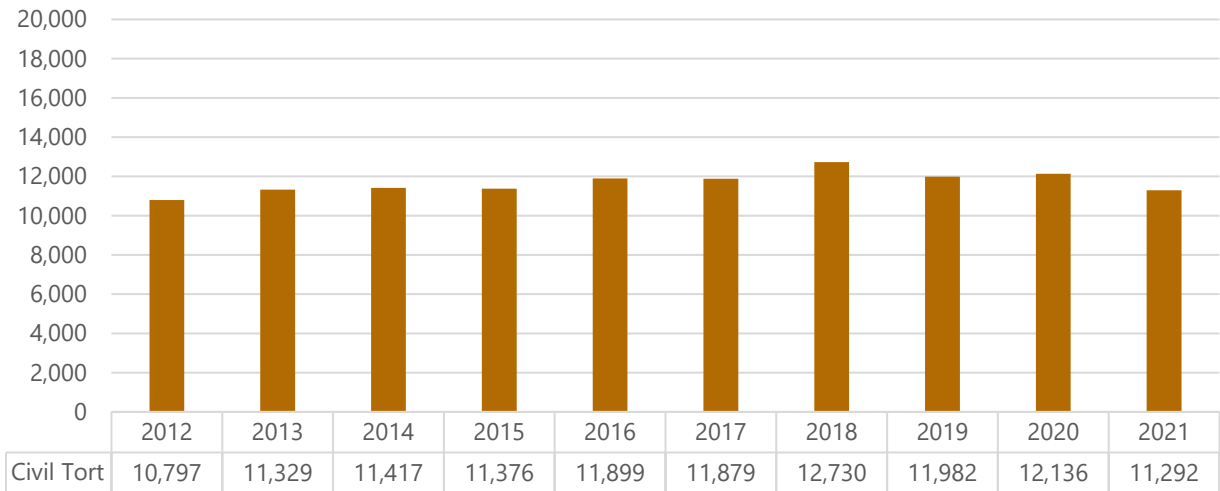


## Small Claims / Eviction Filings

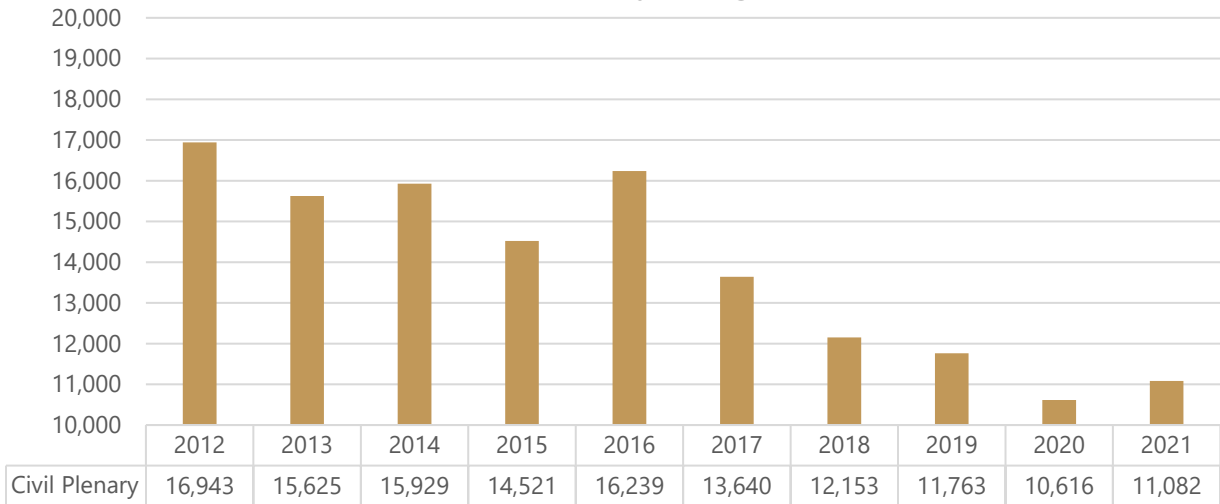


	<b>2012 to 2016</b>	<b>2017 to 2021</b>
Civil Collection	12.9% Decrease in Filings	10.8% Increase in Filings
Small Claims	17.4% Decrease in Filings	33.1% Decrease in Filings
	<b>2012 to 2021</b>	
Civil Collection	7.4% Increase in Filings	
Small Claims	46.6% Decrease in Filings	

## Civil Tort Filings

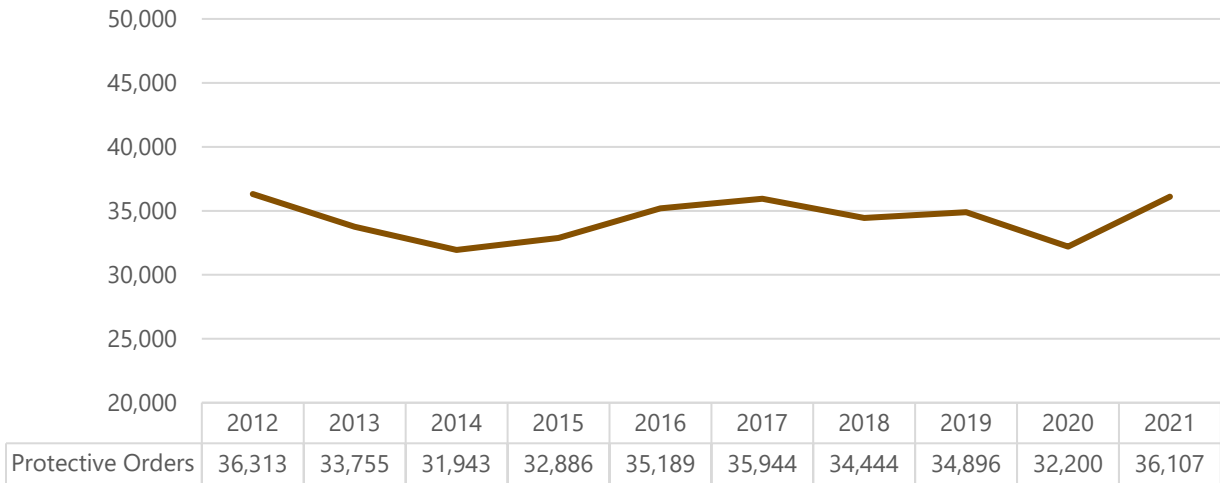


## Civil Plenary Filings

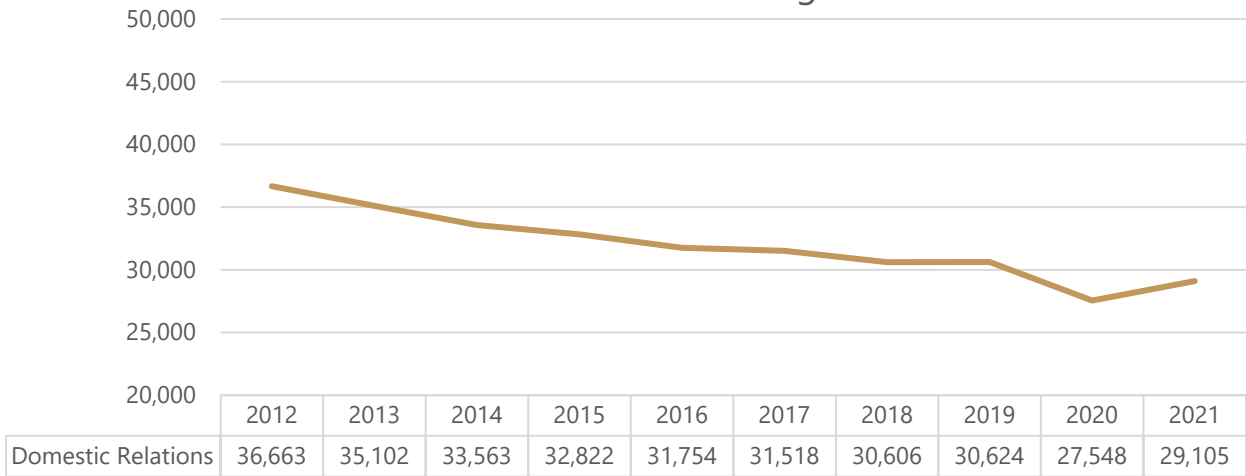


	<b>2012 to 2016</b>	<b>2017 to 2021</b>
Civil Tort	10.2% Increase in Filings	4.9% Decrease in Filings
Civil Plenary	4.2% Decrease in Filings	18.8% Decrease in Filings
	<b>2012 to 2021</b>	
Civil Tort	4.6% Increase in Filings	
Civil Plenary	34.6% Decrease in Filings	

## Protective Orders Filings

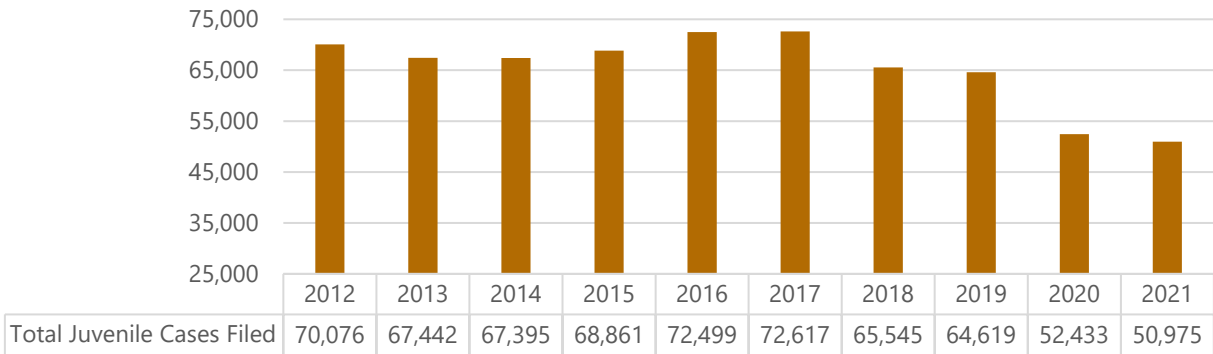


## Domestic Relations Filings

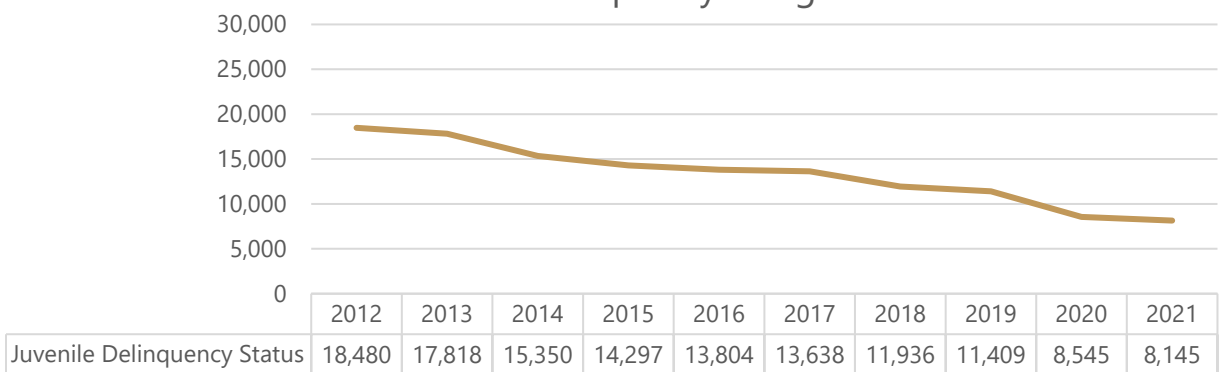


	<b>2012 to 2016</b>	<b>2017 to 2021</b>
Domestic Relations	13.4% Decrease in Filings	7.7% Decrease in Filings
Protective Orders	3.1% Decrease in Filings	0.5% Increase in Filings
	<b>2012 to 2021</b>	
Domestic Relations	26% Decrease in Filings	
Protective Orders	0.6% Decrease in Filings	

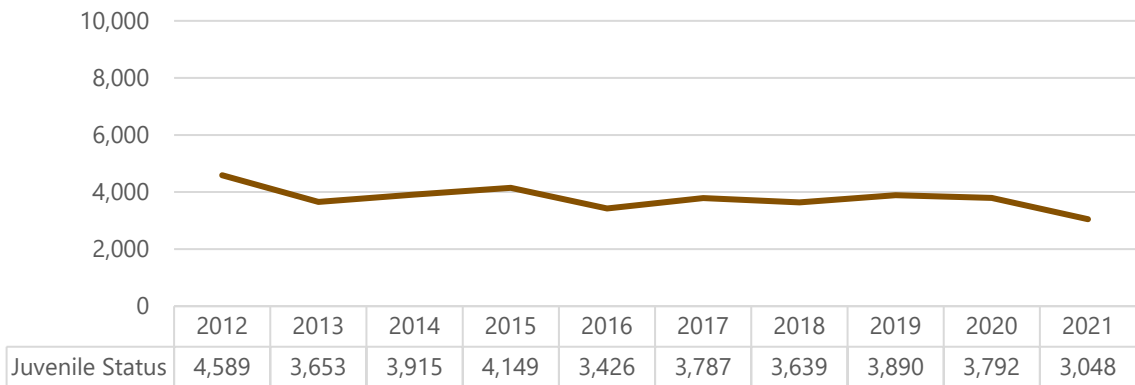
## Total Juvenile Cases Filed



## Juvenile Delinquency Filings



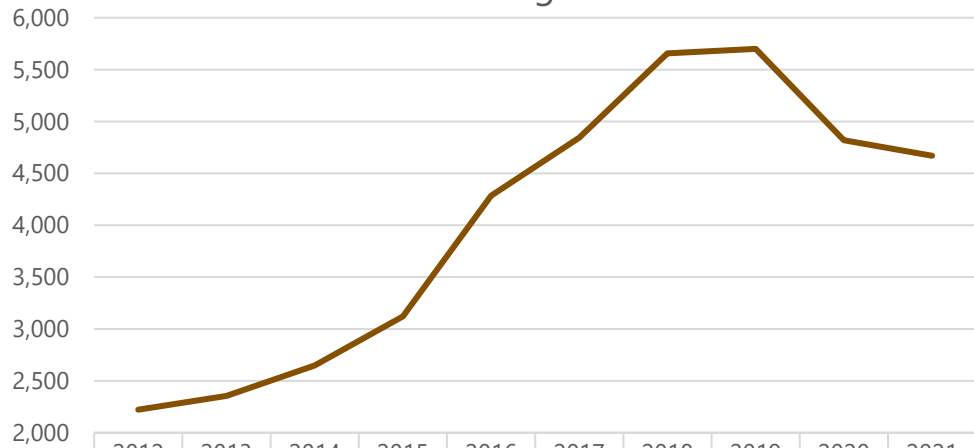
## Juvenile Status Filings



	<b>2012 to 2016</b>	<b>2017 to 2021</b>
Delinquency	25.3% Decrease in Filings	40.3% Decrease in Filings
Status	25.3% Decrease in Filings	19.5% Decrease in Filings
	<b>2012 to 2021</b>	
Delinquency	55.9% Decrease in Filings	
Status	33.6% Decrease in Filings	

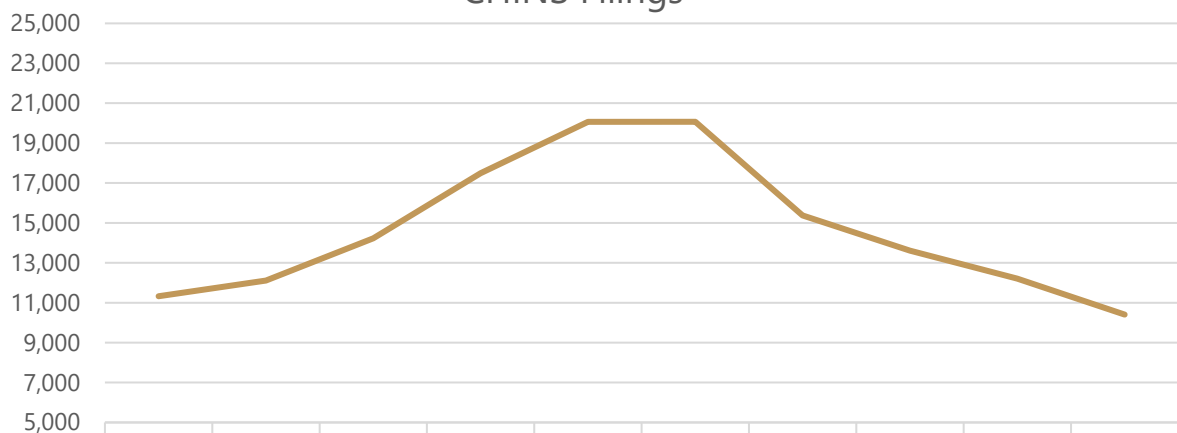


### Termination of Parental Rights



Termination of Parental Rights	2,222	2,355	2,648	3,121	4,284	4,844	5,657	5,700	4,820	4,670
--------------------------------	-------	-------	-------	-------	-------	-------	-------	-------	-------	-------

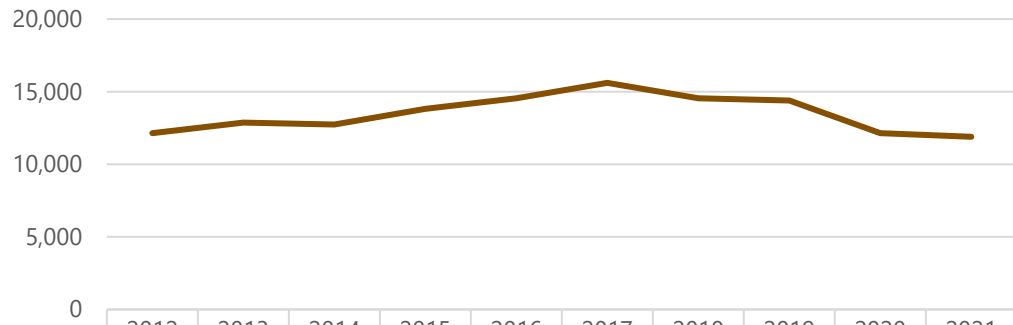
### CHINS Filings



CHINS	11,325	12,114	14,227	17,491	20,063	20,068	15,375	13,610	12,208	10,406
-------	--------	--------	--------	--------	--------	--------	--------	--------	--------	--------

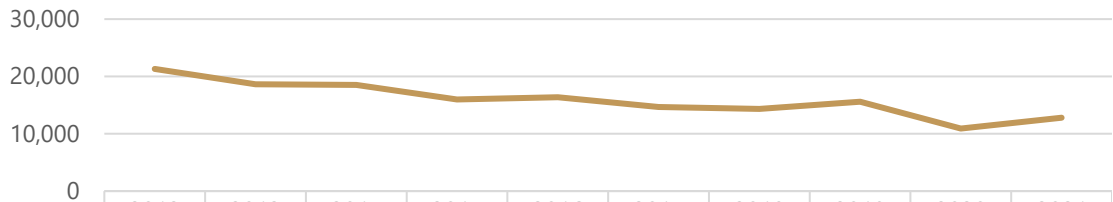
	<b>2012 to 2016</b>	<b>2017 to 2021</b>
CHINS	77.2% Increase in Filings	48.1% Decrease in Filings
Term Parental Rights	92.8% Increase in Filings	3.6% Decrease in Filings
	<b>2012 to 2021</b>	
CHINS	8.1% Decrease in Filings	
Term Parental Rights	110.2% Increase in Filings	

## Juvenile Miscellaneous Filings



	2012	2013	2014	2015	2016	2017	2018	2019	2020	2021
Juvenile Miscellaneous	12,147	12,876	12,743	13,821	14,547	15,607	14,551	14,396	12,145	11,894

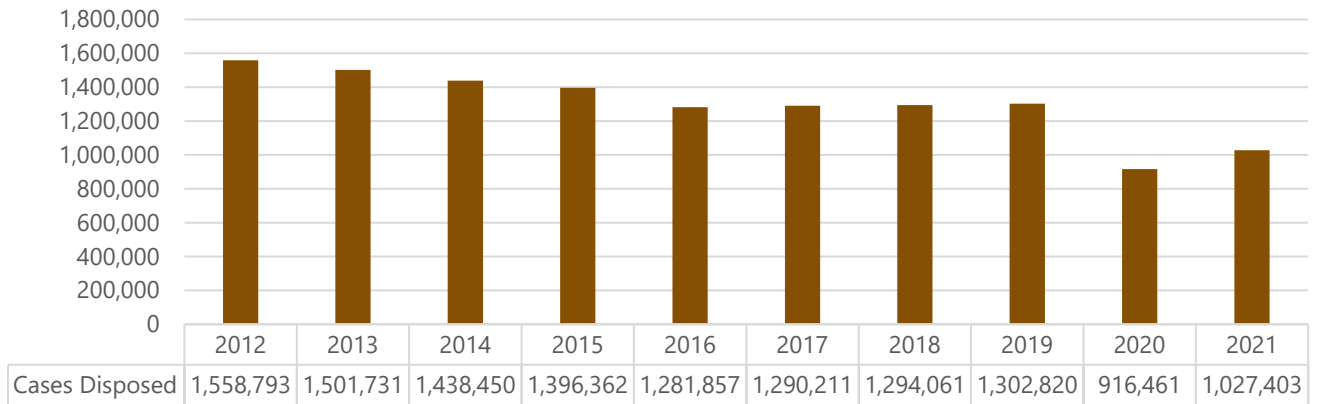
## Juvenile Paternity Filings



	2012	2013	2014	2015	2016	2017	2018	2019	2020	2021
Juvenile Paternity	21,313	18,626	18,512	15,982	16,375	14,673	14,343	15,582	10,910	12,791

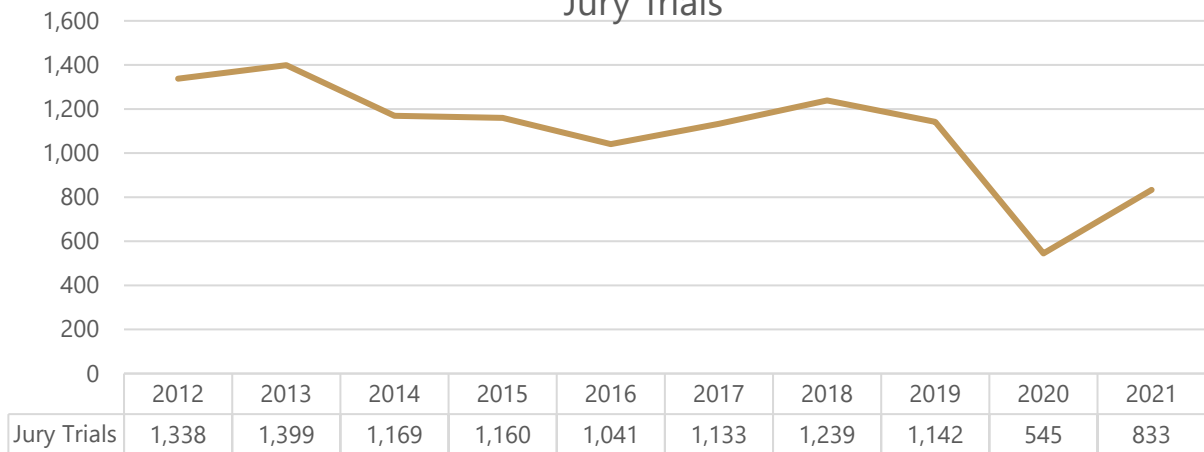
	<b>2012 to 2016</b>	<b>2017 to 2021</b>
Miscellaneous	19.8% Increase in Filings	23.8% Decrease in Filings
Paternity	23.2% Decrease in Filings	12.8% Decrease in Filings
	<b>2012 to 2021</b>	
Miscellaneous	2.1% Decrease in Filings	
Paternity	40% Decrease in Filings	

## Total Cases Disposed



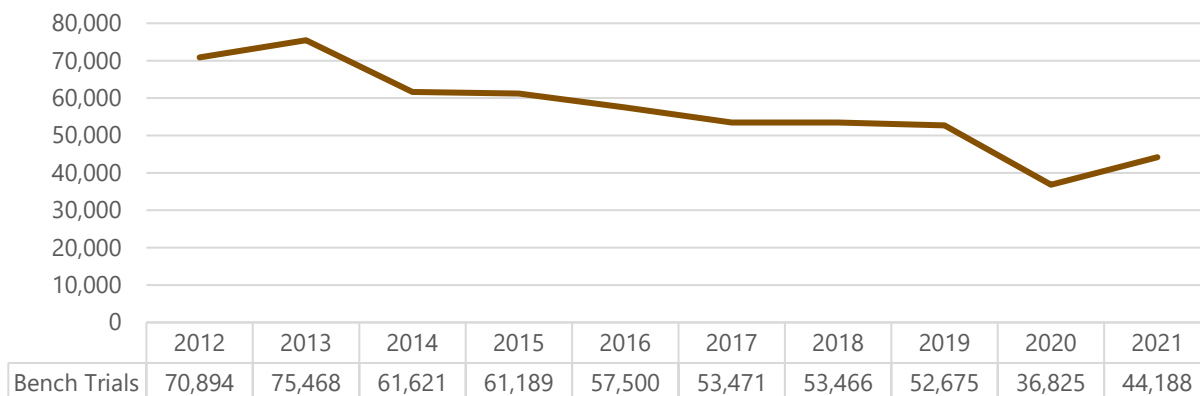
2012 to 2016 17.8% Decrease in Dispositions	2017 to 2021 20.4% Decrease in Dispositions
2012 to 2021 34.1% Decrease in Dispositions	

## Jury Trials

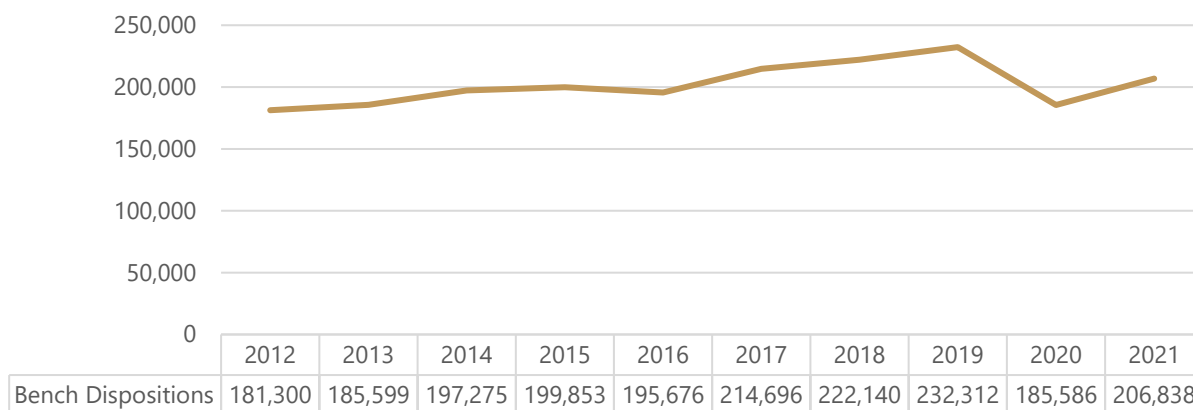


2012 to 2016 22.2% Decrease in Jury Trials	2017 to 2021 26.5% Decrease in Jury Trials
2012 to 2021 37.7% Decrease in Jury Trials	

### Bench Trials

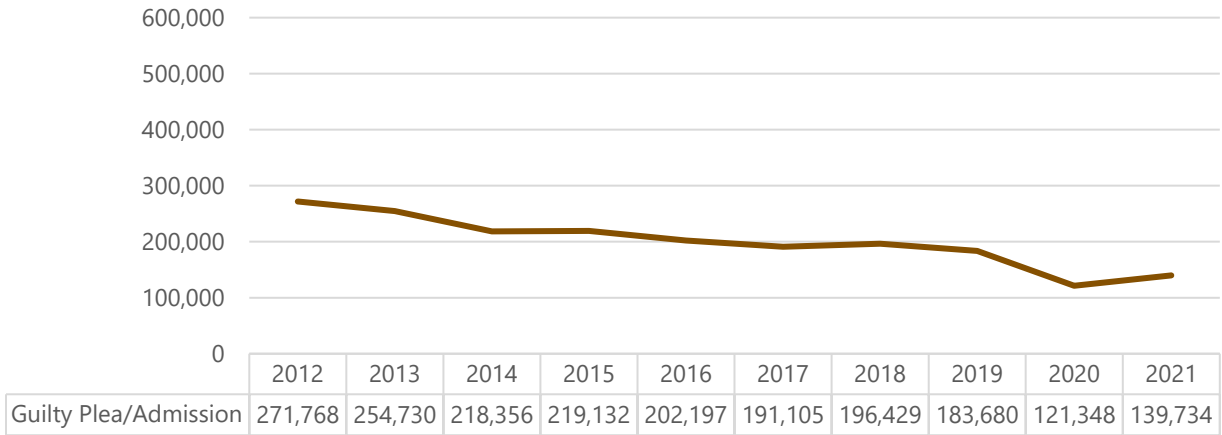


### Bench Dispositions

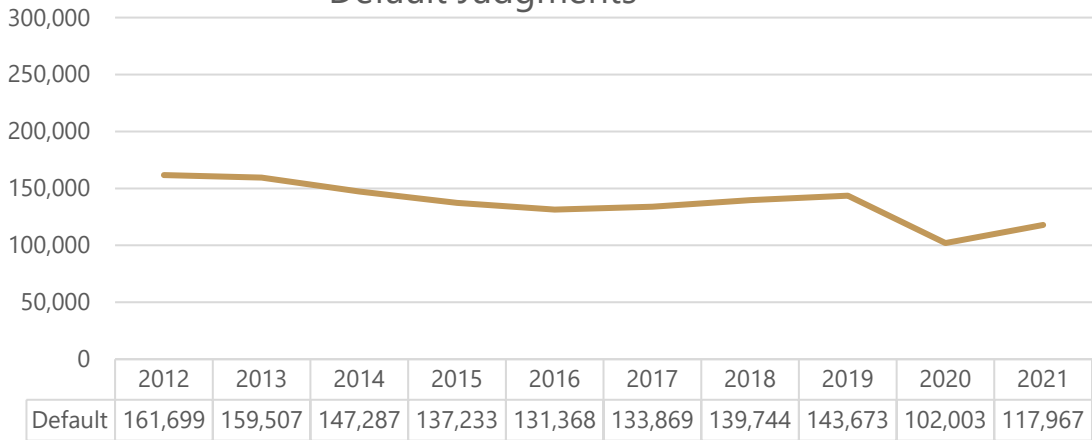


	<b>2012 to 2016</b>	<b>2017 to 2021</b>
Bench Trials	18.9% Decrease in Bench Trials	17.4% Decrease in Bench Trials
Bench Dispositions	7.9% Increase in Bench Dispositions	3.7% Decrease in Bench Dispositions
	<b>2012 to 2021</b>	
Bench Trials	37.7% Decrease in Bench Trials	
Bench Dispositions	14.1% Increase in Bench Dispositions	

## Guilty Plea/Admissions

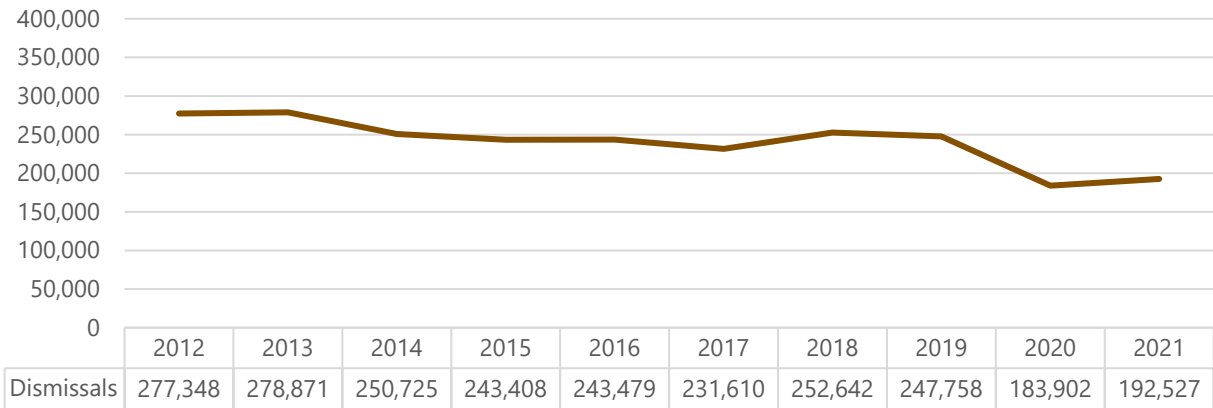


## Default Judgments

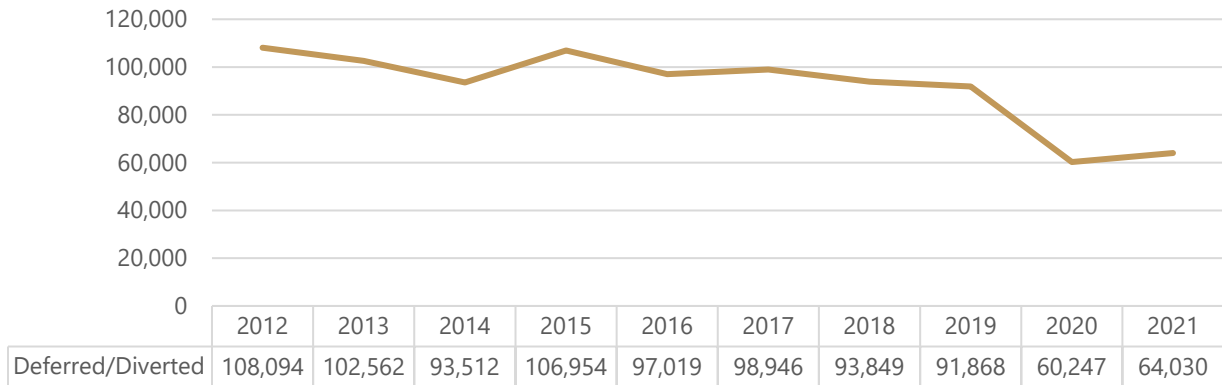


	<b>2012 to 2016</b>	<b>2017 to 2021</b>
Guilty Plea/Admissions	25.6% Decrease in Guilty Plea/Admissions	26.8% Decrease in Guilty Plea/Admissions
Default Judgments	23.1% Decrease in Default Judgments	11.9% Decrease in Default Judgments
	<b>2012 to 2021</b>	
Guilty Plea/Admissions	48.5% Decrease in Guilty Plea/Admissions	
Default Judgments	27% Decrease in Default Judgments	

## Dismissals

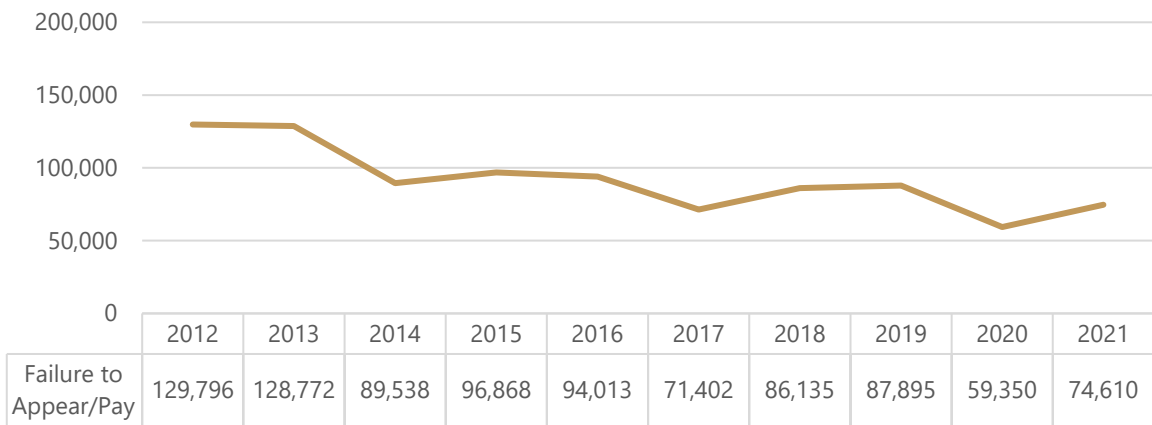


## Deferred/Diverted

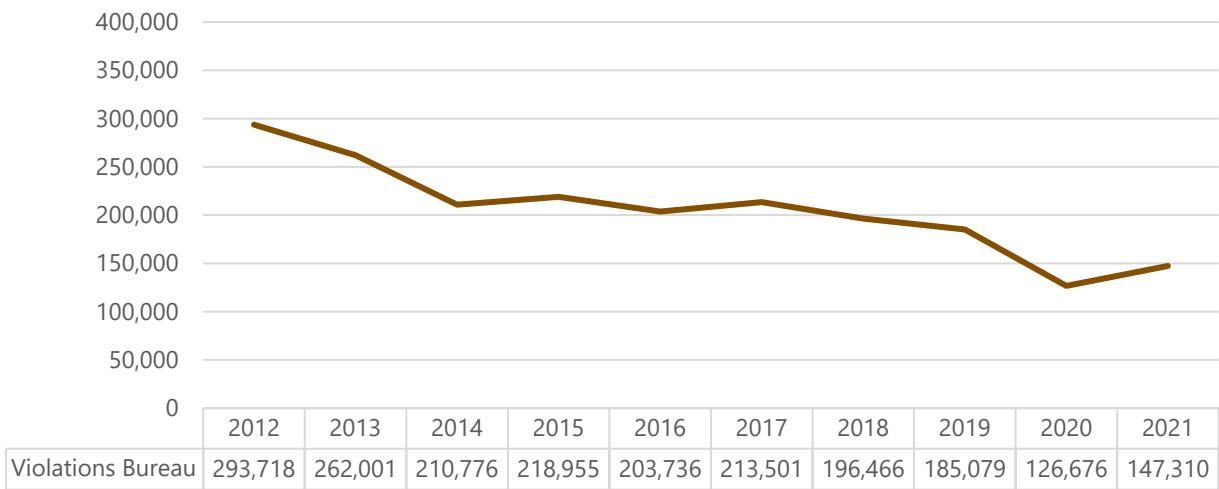


	<b>2012 to 2016</b>	<b>2017 to 2021</b>
<b>Dismissals</b>	12.2% Decrease in Dismissals	16.9% Decrease in Dismissals
<b>Deferred/Diverted</b>	10.2% Increase in Deferred/Diverted	35.3% Decrease in Deferred/Diverted
	<b>2012 to 2021</b>	
<b>Dismissals</b>	30.6% Decrease in Dismissals	
<b>Deferred/Diverted</b>	40.8% Decrease in Deferred/Diverted	

### Failure to Appear/Pay



### Violations Bureau



	<b>2012 to 2016</b>	<b>2017 to 2021</b>
<b>Violations Bureau</b>	30.6% Decrease in Violations Bureau	31% Decrease in Violations Bureau
<b>Failure to Appear/Pay</b>	27.6% Decrease in Failure to Appear/Pay	4.5% Increase in Failure to Appear/Pay
	<b>2012 to 2021</b>	
<b>Violations Bureau</b>	49.8% Decrease in Violations Bureau	
<b>Failure to Appear/Pay</b>	42.5% Decrease in Failure to Appear/Pay	

## ADDITIONAL JUDICIAL BRANCH REPORTS

---

**Indiana Supreme Court Annual Reports**

**Indiana Court of Appeals Reports**

**Indiana Tax Court Reports**





# INDIANA SUPREME COURT



Office of Judicial Administration  
251 North Illinois Street, Suite 1600  
Indianapolis, Indiana 46204  
317-232-2542

[courts.in.gov](http://courts.in.gov)