

Indiana Judicial Service Report  
HONORED TO SERVE

2019

Judicial Year in Review



# 2019

## INDIANA JUDICIAL SERVICE REPORT

---

# JUDICIAL YEAR IN REVIEW



## The Supreme Court of Indiana

The Honorable Loretta H. Rush, Chief Justice  
The Honorable Steven H. David  
The Honorable Mark S. Massa  
The Honorable Geoffrey G. Slaughter  
The Honorable Christopher M. Goff

Justin P. Forkner, Chief Administrative Officer  
Office of Judicial Administration  
251 North Illinois St., Ste. 1600  
Indianapolis, IN 46204  
Phone: (317) 232-2542

[courts.in.gov](http://courts.in.gov)

## ON THE COVER

---

### **History of the Sullivan County Courthouse**

Sullivan County was named for Daniel Sullivan, American Revolutionary War hero and later the leader of the Vincennes area militia. The town of Carlisle was the county seat from 1816-1819. A log building in the town of Merom served as the courthouse from 1819 to 1842. The City of Sullivan became the county seat in 1843. The Sullivan County courthouse has been located in the center of the downtown city square in Sullivan since 1843. The construction of the current courthouse began in 1926 and was completed in 1928.

The courthouse was built in the *Beau Arts* architectural style by architect John Bayard and builder Walter Heath. John Bayard was also the architect of the Vermillion County Courthouse, and the Sullivan County Courthouse and the Vermillion County Courthouse are nearly identical in style. It was the conscious choice of the Sullivan County Commissioners to construct the courthouse in Sullivan based on the design of the Vermillion County Courthouse, which had been completed in 1924. The Sullivan County Courthouse is nearly square, constructed with a steel frame and concrete. The facing is made of Indiana limestone. The four sides of the exterior of the building are virtually alike with each having a Corinthian order composite pillar cornice. The center of each of the four sides has a rounded arch parapet with a clock.

The building has three floors and a basement, and within the interior there is a stained-glass dome. A rotunda spans the building's three floors, and the interior walls of the courthouse are made of marble. In the rotunda, there are two plaques that commemorate the life and career of Antoinette Dakin Leach, a women's rights pioneer, and prominent leader in the women's suffrage movement in Indiana. Dakin Leach was the first woman to be admitted to the bar in 1893 and she practiced law in Sullivan County.

The Sullivan County Courthouse was listed on the National Register of Historic Places in 2008 and houses the Sullivan County Circuit and Superior Courts.

*Front Cover: Photo of Sullivan County Courthouse built between the years 1926-1928.*

*Back Cover: Photo of Sullivan County Courthouse stain glass dome.*

*Photo Credit: Josh Hicks, Office of Communication, Education & Outreach.*

# TABLE OF CONTENTS

---

INTRODUCTION.....	1
OVERVIEW.....	2
Trends and Highlights: New Filings.....	2
Courts of Record .....	2
City and Town Courts .....	3
Trends and Highlights: Dispositions .....	3
Courts of Record .....	3
2019 Fiscal Highlights.....	4
Appointed Judicial Officers.....	11
Senior Judge Program .....	15
Special Judges .....	16
Indiana Trial Rules 53.1, 53.2, and Indiana Criminal Rule 15 .....	16
Court Reporter Services .....	17
2019 FISCAL REPORT OF TRIAL COURTS .....	25
Fiscal Report of Indiana Trial Courts (Overview) .....	26
Expenditures.....	27
Special Notes on Expenditures for Probation Services and Juvenile Detention Centers.....	30
Indiana Juvenile Detention Centers .....	31
Special Note on Expenditures for Criminal Indigent Expense .....	32
Revenue .....	34
Costs and Fees Routinely Charged in all Cases .....	38
Filing Fees .....	54
Filing Fees/Costs by Case Type Collected by the Clerk.....	54
Distribution of Revenue .....	60
2019 INDIANA TRIAL COURTS REPORT CASELOAD STATISTICS .....	63
Summary of Caseload Reports.....	64
Criminal Case Types .....	64
Civil Violations.....	65

Juvenile Case Types.....	65
Civil Case Types.....	66
Court Business Record.....	68
Methods of Disposition.....	68
Movement of Cases.....	69
Case Types and Abbreviations.....	70
Court Services Information.....	71
Comparison of Cases from 2010-2019.....	98
Summary of 2019 New Filings by General Case Type.....	104
Cases in Which Pauper Counsel Was Appointed.....	108
2019 Method of Case Disposition.....	110
Summary of All Disposition Types.....	110
Statistical Trends.....	114
ADDITIONAL JUDICIAL BRANCH REPORTS.....	123



# INTRODUCTION

---

**T**he *Indiana Judicial Service Report* is an annual publication that compiles statistical data on the workload and finances of the Indiana judicial system. This report covers calendar year 2019 (CY 2019), with the exception of the Indiana Supreme Court data and certain state fiscal information, which are reported on a state fiscal year from July 1, 2018 through June 30, 2019 (SFY 2019). The Indiana Supreme Court's Indiana Office of Court Services (IOCS) publishes this report. The *Indiana Judicial Service Report* has been published every year since 1976.


*The Judicial Year in Review* includes data regarding the operation of Indiana's appellate courts. Excerpted statistical information and earlier reports are found on the Indiana courts website at [courts.in.gov](http://courts.in.gov).

The statistical information published in this report was compiled from Quarterly Case Status Reports (QCSR) filed with IOCS by each trial court. All trial courts annually file a summary report on court revenue and a report on court expenditures and budget. The administrative offices of the appellate courts compile and publish their own caseload reports. Links to these reports are provided on page 125 of this report. Fiscal data for the state is obtained from the annual report of the Auditor of the State of Indiana.


This report is not an exact accounting of funds or of every judicial decision. It is based on aggregate summary data and presents an overview of the

workload and functioning of the Indiana judiciary. It is intended to be used by trial judges to monitor caseloads in their respective courts; by trial judges and county councils in the budgeting process; by the General Assembly and its committees in legislative deliberations; by IOCS in its support of judicial administrative activities; and by the Indiana Supreme Court in meeting its responsibility to foster the administration of justice. Additionally, the information detailed in this report provides a factual basis for long-term judicial planning in the State of Indiana.

This report would not be possible without the diligent work of hundreds of Indiana judges, court employees, and clerks who ensure access to justice and serve the citizens of Indiana. IOCS is grateful for all of their assistance in publishing the *Indiana Judicial Service Report* each year.



Loretta H. Rush  
Chief Justice of Indiana



Justin P. Forkner  
Chief Administrative Officer



Mary Kay Hudson  
IOCS Executive Director

# OVERVIEW

---

## Trends and Highlights: New Filings

The following information highlights new case filing statistics for Courts of Record and City and Town Courts in Calendar Year (CY) 2019.

### Courts of Record

1,103,287 new cases were filed in CY 2019 representing an increase of 0.2 percent from the previous year. The number of new cases filed in CY 2019 is 22.2 percent less than the number of cases filed in 2010. Of the total new cases filed, 87.1 percent were filed in Courts of Record.<sup>1</sup> Criminal cases represent 24.2 percent of total cases filed in CY 2019.<sup>2</sup> Infractions and Ordinance Violations constitute 28.3 percent of total cases filed in Courts of Record. As of July 1, 2018, the nine Marion County Small Claims Courts became part of the Courts of Record and will be included in the caseload data for Courts of Record.

- Civil Collection case filings increased 18.4 percent.
- Expungement case filings increased 15.2 percent.
- Mental Health case filings increased 12.6 percent.
- Plenary case filings increased 10.7 percent.
- CHINS case filings decreased 11.5 percent.
- Small Claims case filings decreased 11.0 percent.
- Murder case filings decreased 10.0 percent.
- Ordinance Violation case filings decreased 9.1 percent.

Three case types represent the largest numbers in case filings:

Infractions	292,248
Small Claims	174,252
Misdemeanors	115,502

---

<sup>1</sup> A Court of Record is a trial or appellate court in which a record of the proceedings is captured and preserved for the possibility of an appeal. Circuit, Superior, and Probate Courts are considered Courts of Record in Indiana, and as of July 1, 2018, Marion County Small Claims courts became Courts of Record.

<sup>2</sup> The Criminal category consists of the following case types: Murder, Felony, Class A Felony, Class B Felony, Class C Felony, Class D Felony, Level 1 Felony, Level 2 Felony, Level 3 Felony, Level 4 Felony, Level 5 Felony, Level 6 Felony, Misdemeanor, Post-Conviction Relief, and Miscellaneous Criminal.



## City and Town Courts

- The 162,574 new cases filed in City and Town Courts represent a decrease of 12.1 percent over the previous year.
- The number of new cases filed in City and Town Courts in 2019 is also 56.3 percent less than the number filed in 2010.

## Trends and Highlights: Dispositions

Indiana courts disposed of 1,302,820 cases in 2019, which represents a 0.6 percent increase over the previous year. The number of cases disposed in all Indiana courts in 2019 is 28.9 percent less than the number disposed in 2010. Criminal cases represent 22.5 percent of the total cases disposed in 2019.

Three case types represent the largest number of dispositions:

Infractions	398,079
Small Claims	221,092
Misdemeanors	143,390

## Courts of Record

Of the total cases disposed, 80.3 percent were disposed in Courts of Record.

- Civil Collection case dispositions increased 27.7 percent.
- Termination of Parental Participation case dispositions increased 21.9 percent.
- Juvenile Delinquency case dispositions decreased 8.4 percent.
- CHINS case dispositions decreased 20.9 percent.

## 2019 Fiscal Highlights

Indiana's trial courts are financed primarily through county general revenue with a substantial portion coming from local property taxes. State general fund revenues finance full-time Judge and Magistrate salaries, and Appellate level courts defray some of the expenses associated with indigent criminal defense, *guardian ad litem* services for abused and neglected children, court interpreter services, unrepresented litigant support, civil legal aid, family courts, and problem-solving courts. City and town funds pay for the respective city and town courts, while the townships in Marion County (the most populous Indiana county) fund the nine Marion County Small Claims Courts.

The state spent \$157,997,034 during SFY 2019 on the operation of the judicial system. In CY 2019, counties spent \$336,064,252; cities, towns, and townships spent \$18,642,897 on their respective courts, for a total annual expenditure of \$512,704,183.

All courts in the state, including city courts, town courts, and Marion County Small Claims courts, generated a total of \$167,327,593 in revenue, specifically from, fines, costs, and fees during CY 2019. Of that amount, \$89,037,810 (53 percent) went to state-level funds and \$66,965,676 (40 percent) went to a variety of county-level funds. The remaining \$11,324,107 (7 percent) went to various local funds. An additional \$1,159,696 was generated by Marion County Small Claims Courts and paid to constables for service of process in CY 2019.

An extensive overview of expenditures and revenue, including fines, costs, fees, and the distribution of revenue generated can be found in the [Fiscal Report of Trial Courts](#) section of this volume.

## Financial Comparison of Indiana's Judicial System

Year	Expenditures on Judicial System				Revenues Generated by Indiana Courts			
	State	County	City, Town & Township	Total	For State Funds	For County Funds	For Local Funds	Total
FY '07-'08	\$130,632,111							
Calendar 2008		\$240,954,228	\$16,547,247	\$388,133,586	\$121,902,944	\$102,187,530	\$18,095,775	\$242,186,248
FY '08-'09	\$137,545,752							
Calendar 2009		\$245,283,348	\$16,683,708	\$399,512,808	\$116,564,668	\$96,295,554	\$17,507,841	\$230,368,063
FY '09-'10	\$132,167,046							
Calendar 2010		\$244,409,818	\$16,756,441	\$393,333,305	\$120,759,354	\$93,474,316	\$18,422,382	\$232,656,052
FY '10-'11	\$130,687,696							
Calendar 2011		\$245,127,414	\$16,685,328	\$392,500,438	\$108,232,773	\$86,693,318	\$16,925,474	\$211,851,565
FY '11-'12	\$123,404,206							
Calendar 2012		\$246,393,037	\$16,974,777	\$386,772,020	\$103,337,052	\$85,643,385	\$16,721,156	\$205,701,593
FY '12-'13	\$133,429,682							
Calendar 2013		\$286,525,439	\$18,734,495	\$438,689,616	\$96,078,443	\$83,580,775	\$15,135,903	\$194,795,121
FY '13-'14	\$141,485,332							
Calendar 2014		\$298,904,950	\$19,194,894	\$459,585,176	\$86,164,355	\$73,913,837	\$13,523,648	\$173,601,840
FY '14-'15	\$149,968,739							
Calendar 2015		\$304,283,329	\$19,283,819	\$473,535,887	\$88,680,759	\$70,625,340	\$15,712,921	\$175,019,020
FY '15-'16	\$143,984,488							
Calendar 2016		\$276,325,929	\$19,636,226	\$439,946,643	\$90,040,604	\$69,201,839	\$14,327,986	\$173,570,429
FY '16-'17	\$160,549,502							
Calendar 2017		\$290,565,879	\$19,791,171	\$470,906,552	\$90,258,721	\$65,951,685	\$14,084,077	\$170,294,483
FY '17-'18	\$154,944,714							
Calendar 2018		\$294,454,581	\$19,546,792	\$468,946,087	\$90,911,976	\$66,334,189	\$13,196,779	\$170,442,944
FY '18-'19	\$157,997,034							
Calendar 2019		\$336,064,252	\$18,642,897	\$512,704,183	\$89,037,810	\$66,965,676	\$11,324,107	\$167,327,593

## Indiana Judicial System State Funded Expenditures (FY 2018-2019)

	Total Operating	Personnel Services and Fringe Benefits	Utilities	Contractual Services	Materials, Parts & Supplies	Capital Costs	Distributions to Other Local Governments	Grants	Social Service Payments	Administrative & Operating Expenses	Total Disbursements*
Supreme Court	\$0	\$12,796,914	\$102,802	\$839,128	\$808,148	\$70,993	\$0	\$1,691,661	\$156	\$1,733,775	\$18,043,577
Indiana Tax Court	(\$49,712)	\$698,835	\$4,761	\$8,228	\$10,243	\$567	\$0	\$0	\$0	\$112,011	\$784,933
Court of Appeals	(\$227,715)	\$10,836,468	\$77,336	\$625,514	\$188,625	\$239,158	\$0	\$0	\$0	\$710,509	\$12,429,895
Judges County Courts	\$0	\$70,925,840	\$0	\$0	\$0	\$0	\$0	\$0	\$0	\$144	\$70,925,984
County Prosecutor Salaries	\$0	\$19,646,180	\$0	\$0	\$0	\$0	\$0	\$0	\$0	\$0	\$19,646,180
Special Judges – County Courts	\$0	\$0	\$0	\$0	\$0	\$0	\$0	\$0	\$0	\$90,419	\$90,419
Trial Court Operations	\$0	\$0	\$0	\$0	\$0	\$0	\$0	\$880,000	\$0	\$29,409	\$909,409
Commission on Race & Gender Fairness	\$0	\$13,719	\$0	\$70,339	\$5,900	\$1,449	\$0	\$63,727	\$0	\$7,214	\$162,348
Interstate Compact - Adult Offenders	\$0	\$185,134	\$0	\$0	\$0	\$0	\$0	\$0	\$0	\$51,046	\$236,180
Adult Guardianship	\$0	\$190,632	\$0	\$94,925	\$1,969	\$0	\$0	\$947,989	\$0	\$12,423	\$1,247,938
Probation Officers Training	\$0	\$102,456	\$0	\$217,520	\$67,909	\$67,801	\$0	\$179,056	\$0	\$77,444	\$712,186
ICLEO	\$0	\$106,971	\$0	\$411,142	\$132	\$0	\$0	\$379,235	\$0	\$3,270	\$900,750
Civil Legal Aid Fund	\$0	\$0	\$0	\$0	\$0	\$0	\$0	\$1,500,000	\$0	\$0	\$1,500,000
Veterans Problem-Solving Court	\$0	\$0	\$0	\$0	\$0	\$0	\$0	\$1,000,000	\$0	\$0	\$1,000,000
Judicial Branch Ins. Adjust Acct.	\$0	\$734,357	\$0	\$0	\$0	\$0	\$0	\$0	\$0	\$0	\$734,357
Guardian Ad Litem	\$0	\$0	\$0	\$144,269	\$17,153	\$0	\$0	\$6,574,829	\$0	\$30,870	\$6,767,121
Drug and Alcohol Program	\$0	\$0	\$0	\$450	\$1,069	\$0	\$0	\$657,331	\$0	\$1,491	\$660,341
Supreme Ct GF Constr. Fund	\$0	\$0	\$0	\$7,021	\$0	\$0	\$0	\$0	\$0	\$0	\$7,021

	Total Operating	Personnel Services and Fringe Benefits	Utilities	Contractual Services	Materials, Parts & Supplies	Capital Costs	Distributions to Other Local Governments	Grants	Social Service Payments	Administrative & Operating Expenses	Total Disbursements*
Disciplinary Commission	\$0	\$1,677,181	\$5,109	\$32,269	\$18,071	\$27,982	\$0	\$0	\$0	\$202,388	\$1,963,000
Attorney Services	\$0	\$0	\$0	\$1,605	\$0	\$0	\$0	\$0	\$0	\$12,639	\$14,244
ACE Admin and Cont. Education	\$0	\$1,072,581	\$1,401	\$65,971	\$79,747	\$0	\$0	\$5,000	\$0	\$306,543	\$1,531,243
Supreme Court Third Party Grant	\$0	\$0	\$0	\$0	\$21	\$0	\$0	\$0	\$0	\$586	\$607
Judges Lawyers Assistance Comm.	\$0	\$539,292	\$11,939	\$38,874	\$14,438	\$0	\$0	\$0	\$0	\$86,479	\$691,022
Title IV-D Reimbursement Fund	\$0	\$0	\$0	\$750,750	\$7,887	\$19,020	\$0	\$1,311,420	\$0	\$133,702	\$2,222,779
Judicial Tech and Automation Project	\$0	\$653,742	\$0	(\$19,991)	\$301,570	\$0	\$0	\$0	\$0	\$23	\$935,344
GAL/ CASA Conference Account	\$0	\$0	\$0	\$36,785	\$12,488	\$0	\$0	\$0	\$0	\$2,377	\$51,650
Interpreter Training	\$0	\$0	\$0	\$20	\$0	\$0	\$0	\$0	\$0	\$694	\$714
Mortgage Foreclosure Fund	\$0	\$25,000	\$0	\$110,510	\$0	\$0	\$0	\$0	\$0	\$0	\$135,510
Indiana Court Technology	\$0	\$3,630,207	\$73,829	\$7,443,825	\$551,808	\$639,196	\$0	\$0	\$0	\$1,353,417	\$13,692,282
Total	(\$277,427)	\$123,835,509	\$277,177	\$10,879,154	\$2,067,178	\$1,066,166	\$0	\$15,190,248	\$156	\$4,958,873	\$157,997,034

Expenditures reported are based on ledger balance from the State Auditor's financial system.

Negative numbers within the chart reflect a transfer of funds from one expense category to another expense category within the same fund.

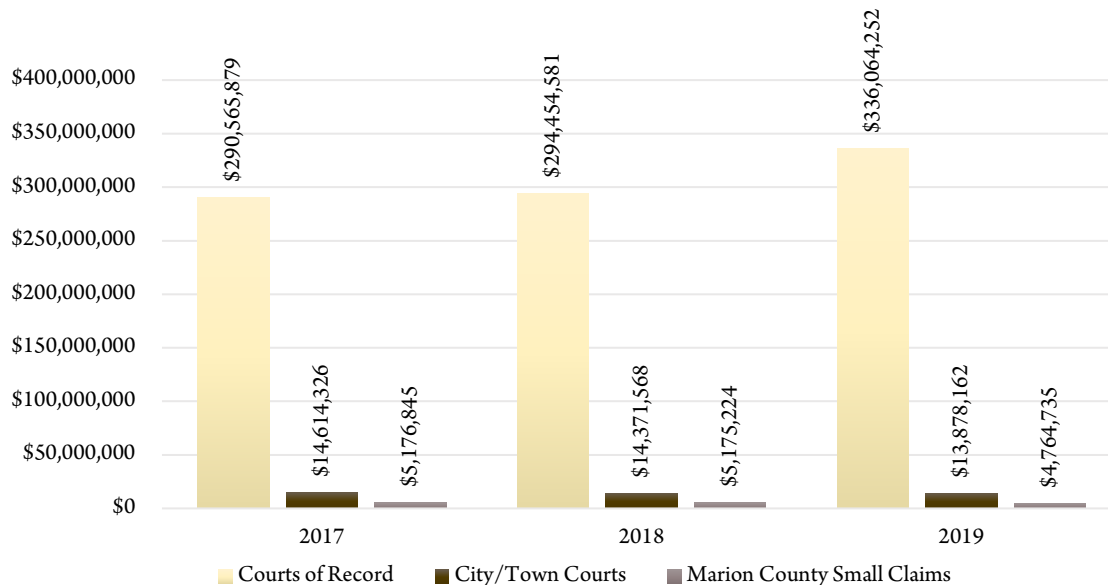
## Summary of CY 2019 Expenditures

Expenditures	State*	County**	City/Town	Township	Total
Personnel Salaries and Fringe Benefits	\$123,835,509	\$268,781,801	\$12,752,812	\$4,013,218	\$409,383,340
Professional Services and Charges	\$0	\$60,270,818	\$740,608	\$611,274	\$61,622,700
Capital Costs	\$1,066,166	\$3,214,971	\$83,738	\$32,658	\$4,397,533
Service by Contract	\$10,879,154				\$10,879,154
Materials, Parts & Supplies	\$2,067,178	\$3,796,662	\$301,004	\$107,585	\$6,272,429
Utilities	\$277,177				\$277,177
Grants/Other Local Gov. Distributions/Social Service Payments	\$15,190,404				\$15,190,404
Total Operating	(\$277,427)				(\$277,427)
Administrative & Operating Expenses	\$4,958,873				\$4,958,873
<b>Total Expenditures</b>	<b>\$157,997,034</b>	<b>\$336,064,252</b>	<b>\$13,878,162</b>	<b>\$4,764,735</b>	<b>\$512,704,183</b>

\*State information provided by Annual Report of State Auditor.

\*\*County in this chart refers to Circuit, Superior, and Probate Courts.

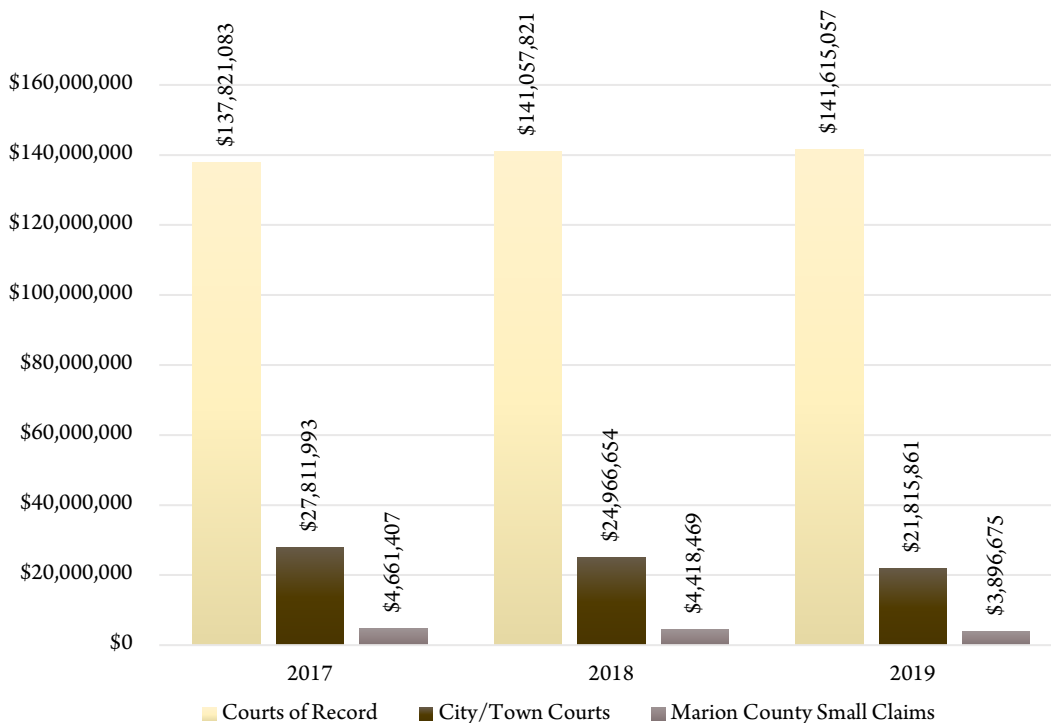
## Expenditures for Courts of Record, City/Town Courts and Marion County Small Claims Courts in CY 2019



## Summary of CY 2019 Revenues

Revenues Generated by All Courts	Circuit, Superior, and Probate Courts	City and Town	Marion County Small Claims	Grand Total
<b>State Level Funds</b>				
To General Fund	\$57,515,330	\$8,683,460	\$812,331	\$67,011,121
To User Funds	\$12,808,262	\$1,786,093	\$843,926	\$15,438,281
To Special Funds	\$5,516,436	\$987,573	\$84,399	\$6,588,408
<b>Total to State Funds</b>	<b>\$75,840,028</b>	<b>\$11,457,126</b>	<b>\$1,740,656</b>	<b>\$89,037,810</b>
<b>County Level Funds</b>				
To General Fund	\$18,617,713	\$1,610,788	\$0	\$20,228,501
To User Funds	\$6,344	\$0	\$0	\$6,344
To Special Funds	\$44,603,414	\$1,916,203	\$211,214	\$46,730,831
<b>Total to County Funds</b>	<b>\$63,227,471</b>	<b>\$3,526,991</b>	<b>\$211,214</b>	<b>\$66,965,676</b>
<b>Local Level Funds</b>				
To General Fund	\$2,272,391	\$3,229,540	\$1,859,802	\$7,361,733
To User Funds	\$0	\$0	\$0	\$0
To Special Funds	\$275,167	\$3,602,204	\$85,003	\$3,962,374
<b>Total to Local Funds</b>	<b>\$2,547,558</b>	<b>\$6,831,744</b>	<b>\$1,944,805</b>	<b>\$11,324,107</b>
<b>Total Generated Funds</b>	<b>\$141,615,057</b>	<b>\$21,815,861</b>	<b>\$3,896,675</b>	<b>\$167,327,593</b>
<b>Others</b>				
To Marion County Township Constables for Personal Service or Certified Mail				\$1,159,696

## Revenues Generated for State, County, and Local Levels in CY 2019



## Grant Disbursements

The Indiana Supreme Court makes grant opportunities available each year to assist Indiana courts and justice partners in funding upgrades to operations, innovative justice initiatives, scholarships and more. Grant administration within the Court is primarily performed by staff within the Education, Justice Services, and Programming and Projects divisions. These divisions are currently responsible for the management and oversight of over 15 different grants and scholarships.

During CY 2019, the Indiana Supreme Court paid \$15.5 million in state funded grants and scholarships. This amount represents a 41% increase in

disbursements when compared to CY 2018. Just below 90% of the total amount distributed was financed by appropriations from Indiana’s State General Fund, and the remaining 10% was funded from dedicated fund revenue.

The Court has seen an increase in the number of counties requesting assistance through grants and scholarships and in the overall amount of funding requested. Of the \$15.5 million in payments that were made in CY 2019, \$13.1 million in funding went to 88 of Indiana’s 92 counties. The remaining \$2.4 million was granted to a variety of non-profit organizations and the Indiana Supreme Court’s ICLEO program.

Division	Grant Type	Grant Payments
Education Division	Education Scholarships	\$59,366.68
Justice Services Division	Drug and Alcohol Court Grants	\$8,333.97
Justice Services Division	Drug and Alcohol Court Scholarships	\$9,635.83
Justice Services Division	Family Recovery Court Grants	\$904,836.00
Justice Services Division	Pre-Trial Grants	\$1,789,099.00
Justice Services Division	Problem Solving Court Grants	\$580,912.00
Justice Services Division	Veterans Court Grants	\$1,199,608.00
Programming and Projects Divisions	Civil Legal Aid Grants	\$1,750,000.00
Programming and Projects Divisions	Commercial Court Grants	\$275,311.96
Programming and Projects Divisions	Court Interpreter Grants	\$648,853.40
Programming and Projects Divisions	Court Reform Grants	\$210,810.16
Programming and Projects Divisions	Family Court Grants	\$211,069.45
Programming and Projects Divisions	Guardian Ad Litem/Court Appointed Special Advocates Grants	\$6,179,463.53
Programming and Projects Divisions	Indiana Conference for Legal Education Opportunity Grants	\$338,900.00
Programming and Projects Divisions	Indiana Conference for Legal Education Opportunity Scholarships	\$305,400.00
Programming and Projects Divisions	Video Remote Interpreting Technical Assistance Grants	\$13,856.77
Programming and Projects Divisions	Volunteer Advocates for Seniors or Incapacitated Adults Grants	\$1,057,788.36
Total Grants		\$15,543,245.11



# Appointed Judicial Officers

Appointed judicial officers, which include magistrates, commissioners, referees, and hearing officers, assist the elected judge with the court's caseload. Frequently courts share appointed officers based on case types, caseload, extended absences, etc. Appointed judicial officers are considered "regularly assigned" judicial officers and are included when IOCS compiles the Weighted Caseload Report. The following describes each type of appointed officer:

- **MAGISTRATES** – Magistrates are full-time employees who serve in one or more courts. A magistrate is an attorney appointed by the county judges but paid by the state. A magistrate has most of the powers of a judge; however, they cannot issue judicial mandates.

Juvenile court magistrates may be appointed in judicial circuits with a population of at least 50,000. A juvenile court magistrate is paid partially by the state and partially by the county.

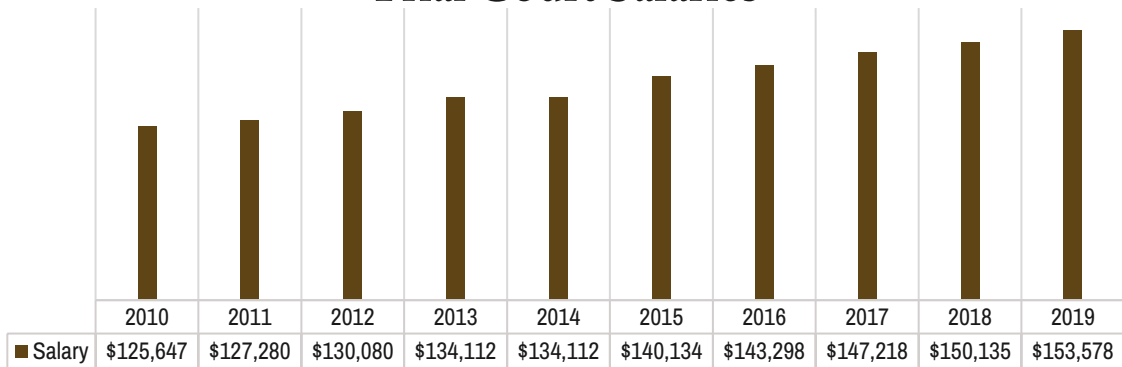
- **COMMISSIONERS/MASTER COMMISSIONERS** – All counties with a voting population over 7,000 may appoint a probate commissioner (Indiana Code 29-2-2-1).

Commissioners generally have the same jurisdiction as magistrates but are paid by the county. The presiding judge must countersign all final appealable orders.

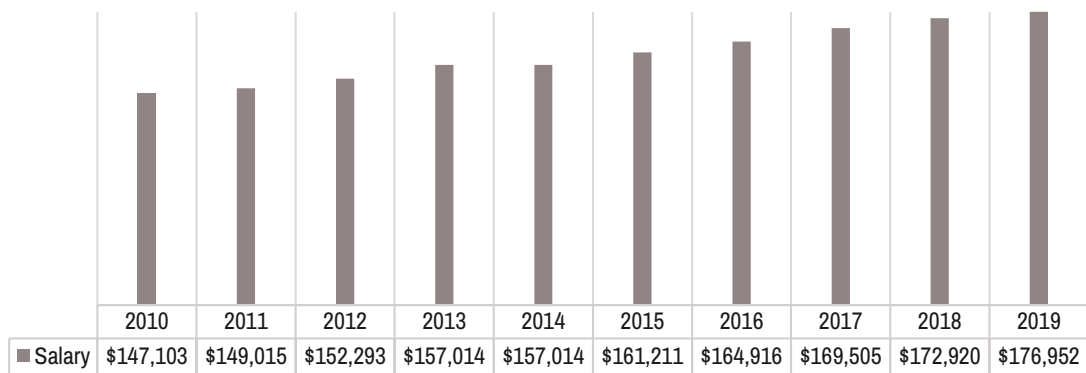
- **REFEREES** – A referee is appointed by a circuit or superior court judge, serves at the pleasure of the judge, and performs the duties assigned by the judge. Referees are appointed to serve in various courts including special courts such as domestic relations courts (Indiana Code 31-12-1-9), certain juvenile courts (Indiana Code 31-31-3-6) and small claims divisions of superior and circuit courts (Indiana Code 33-29-3-3). Based on assignments, the referee will make ruling recommendations to the presiding judge but does not enter rulings independently. Some small claims referees are paid by the state, but most referees are paid by the county.

## Judicial Salaries 2010-2019

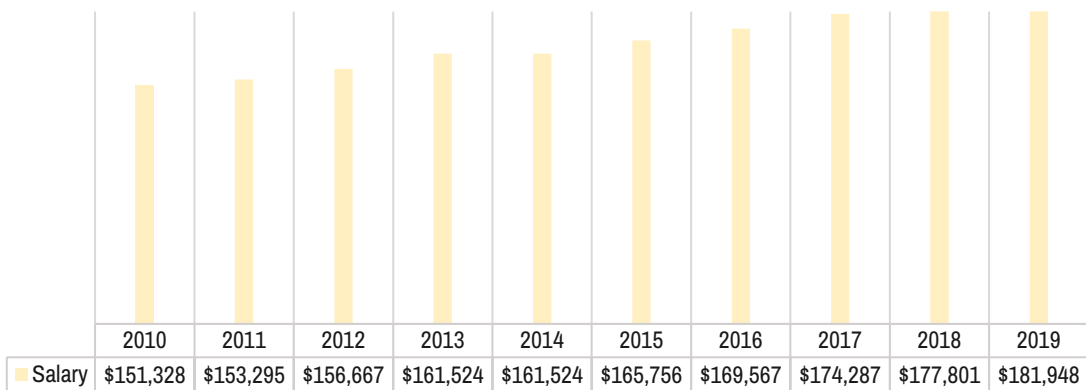
### Trial Court Salaries



### Court of Appeals and Tax Court Salaries



### Indiana Supreme Court Salaries



# Total Judicial Officer Positions and County Population

(As of December 2019)

County	Judges	Magistrate	Juv. Magistrate	Comm. Full Time	Comm. Part Time	Small Claims Court Judges	Referees	Total Court of Record Officers	City Court Judges	Town Court Judges	Total City and Town Court Judges	Population As of July 1, 2019
Adams	2							2			0	35,777
Allen	10	11	2					23			0	379,299
Bartholomew	3	2	0				1	6			0	83,779
Benton	1							1			0	8,748
Blackford	2							2			0	11,758
Boone	3	1			1			5		3	3	67,843
Brown	1		1					2			0	15,092
Carroll	2							2	1		1	20,257
Cass	3							3			0	37,689
Clark	4	2	2					8		1	1	118,302
Clay	2							2			0	26,225
Clinton	2							2	1		1	32,399
Crawford	1							1			0	10,577
Daviess	2						1	3			0	33,351
Dearborn	2.5	0.5	1					4	1		1	49,458
Decatur	2							2			0	26,559
DeKalb	3							3	1		1	43,475
Delaware	5	1	0	1				7	1		1	114,135
Dubois	2							2			0	42,736
Elkhart	7		3	1				11	3		3	206,341
Fayette	2							2			0	23,102
Floyd	4	1						5			0	78,522
Fountain	1				1			2	1		1	16,346
Franklin	2							2			0	22,758
Fulton	2							2			0	19,974
Gibson	2							2			0	33,659
Grant	4	1						5	2		2	65,769
Greene	2		1					3			0	31,922
Hamilton	7		3	1				11	3		3	338,011
Hancock	3			1				4			0	78,168
Harrison	2						1	3			0	40,515
Hendricks	6	1	1					8		3	3	170,311
Henry	3			1				4	1		1	47,972
Howard	5		1				1	7			0	82,544
Huntington	2			1				3			0	36,520
Jackson	3						1	4			0	44,231
Jasper	2							2		1	1	33,562
Jay	2							2	1		1	20,436
Jefferson	2		1					3			0	32,308
Jennings	2							2			0	27,735
Johnson	5	2						7	2		2	158,167
Knox	3							3	1		1	36,594
Kosciusko	5							5			0	79,456
LaGrange	2							2			0	39,614
Lake	17	12	2		2		3	36	7	3	10	485,493
LaPorte	5	2	1					8			0	109,888
Lawrence	3						1	4			0	45,370
Madison	6		2	3	1			12	2	2	4	129,569
Marion	37	37	1	5	1	9		90	1	1	2	964,582
Marshall	3							3			0	46,258
Martin	1							1			0	10,255
Miami	3							3	1		1	35,516

County	Judges	Magistrate	Juv. Magistrate	Comm. Full Time	Comm. Part Time	Small Claims Court Judges	Referees	Total Court of Record Officers	City Court Judges	Town Court Judges	Total City and Town Court Judges	Population As of July 1, 2019
Monroe	9			1				10			0	148,431
Montgomery	3							3			0	38,338
Morgan	4	1						5	1	1	2	70,489
Newton	2							2			0	13,984
Noble	3							3			0	47,744
Ohio	0.5	0.5						1			0	5,875
Orange	2							2			0	19,646
Owen	2			1				3			0	20,799
Parke	1							1			0	16,937
Perry	1		1					2			0	19,169
Pike	1						1	2			0	12,389
Porter	6	1	1	1				9			0	170,389
Posey	2							2			0	25,427
Pulaski	2							2			0	12,353
Putnam	2	1						3			0	37,576
Randolph	2							2	2		2	24,665
Ripley	2							2	1		1	28,324
Rush	2							2			0	16,581
St. Joseph	10	8	2				1	21		1	1	271,826
Scott	2	1						3			0	23,873
Shelby	3		1					4			0	44,729
Spencer	1							1			0	20,277
Starke	1		1					2	1		1	22,995
Steuben	2		1					3		1	1	34,594
Sullivan	2							2			0	20,669
Switzerland	1							1			0	10,751
Tippecanoe	7	1	1		1			10	1		1	195,732
Tipton	1						1	2	1	1	2	15,148
Union	1							1			0	7,054
Vanderburgh	8	5	4				1	18			0	181,451
Vermillion	1							1	1		1	15,498
Vigo	6	1	0	1				8	1		1	107,038
Wabash	2							2	1		1	30,996
Warren	1							1			0	8,265
Warrick	3	1						4			0	62,998
Washington	2							2			0	28,036
Wayne	4	1	0	1				6		1	1	65,884
Wells	2							2	1		1	28,296
White	2							2			0	24,102
Whitley	2							2			0	33,964
Total	318	94	36	18	7	9	12	495	41	19	60	6,732,219

Marion County Small Claims Courts became Courts of Record on July 1, 2018. Indiana's estimated population figures were provided by the U.S. Census Bureau: <http://www.census.gov/>

# Senior Judge Program

The Senior Judge Program consists of a pool of retired judges who have been certified by the Judicial Qualifications Commission as meeting the senior judge requirements found in Administrative Rule 5(B)(3). In 2019, 98 individuals provided services to trial courts as senior judges, delivering services equivalent to that of 24 regular judicial officers.

Senior judges provide judicial services at a lower cost than that of a regular judicial officer and aid the judiciary by serving as judges and performing other tasks to assist the judiciary in managing caseloads and enabling cases to be processed more efficiently.

Seven senior judges served the Appellate Court, and one served the Tax Court.

2019 Senior Judge Program highlight:

The development of a portal that allows sitting judges to locate senior judges and allows senior judges to submit claims electronically. The project has an anticipated completion date in 2020.

<b>Trial Court Senior Judges</b>	
Total Number of Trial Court Senior Judges	98
Number of Trial Court Senior Judges Receiving Benefits (Whole of Partial)	84
Total Trial Court Senior Judge Benefits Cost	\$788,327
Days of Service by Senior Judges in Trial Courts	4,360
Total Cost for Trial Court Senior Judges Per Diem and Benefits	\$1,597,214
<b>Court of Appeals and Tax Court Senior Judges</b>	
Total Number of Court of Appeals and Tax Court Senior Judges	8
Days of Service by Appellate Court Senior Judges	386
Total Cost of Court of Appeals and Tax Court Senior Judges Per Diem and Benefits	\$167,477
<b>Additional Senior Judge Information</b>	
Senior Judge Time Equivalent to Judicial Officers	24
Additional costs - travel reimbursements	\$97,644
Total cost of Senior Judge Program	\$1,862,335
Ave. cost of Salary and Benefits of Regular Trial Court Judge	\$160,818
*Equivalent cost of 24 full-time Trial Court Judges	\$3,859,632

\*Senior Judge Time Equivalent to Judicial Officers multiplied by Average cost of Salary and Benefits of Regular Trial Court Judge (24 x \$160,818)

## Historical Information Regarding Senior Judge Service

	2012	2013	2014	2015	2016	2017	2018	2019
Senior Judge Days Served	4,066	4,116	3,466	3,990	3,769	4,035	3,811	4,360
Hours Per Day	7.5	7.5	7.5	7.5	7.5	7.5	7.5	7.5
Total Hours Served by Senior Judges	30,497	30,870	25,994	29,924	28,274	30,264	28,583	32,706
Weighted Caseload Case-Related Hours Available Per Judicial Officer	1,344	1,344	1,344	1,344	1,344	1,344	1,295	1,295
Senior Judge Time Equivalent to Judicial Officers	23	23	19	22	21	23	22	24
Cost of Senior Judge Performing Work Equivalent to One Regular Judicial Officer	\$64,462	\$60,910	\$57,106	\$60,884	\$58,431	\$63,080	\$71,112	\$69,647
*Minimal Cost of Trial Court Senior Judge Service: Benefits plus 30 days	\$13,949	\$12,665	\$12,199	\$17,121	\$13,218	\$11,678	\$14,671	\$14,635

\*Dailey rate for a senior judge (currently \$175) multiplied by (30 days), plus Trial Court Senior Judge benefits cost (\$788,327) divided by (Trial Court Senior Judges Receiving Benefits (84) for a total of \$14,635

## Special Judges

The Indiana Supreme Court is responsible for selecting a special judge to hear a case under Indiana Trial Rules 53.1, 53.2, 60.5, 79 and Indiana Criminal Rules 13 and 15, when the original judge assigned to the case is unable to hear the case due to a conflict of interest, when a mandate action is filed, or when the judge has been removed from the case for failing to rule in a timely fashion.

Staff assists the Indiana Supreme Court in cases requiring appointment of a special judge.

Appointments are necessitated when a local rule does not result in the selection of a special judge, the submission of a case has been withdrawn from the judge under Civil or Criminal procedural rules, or the circumstances of the case warrant an appointment by the Indiana Supreme Court.

In 2019, the Indiana Supreme Court received 45 requests for the appointment of a special judge. The Indiana Supreme Court appointed special judges in 36 of the 45 cases while 8 cases were remanded to the original judge and 1 became moot.

## Indiana Trial Rules 53.1, 53.2, and Indiana Criminal Rule 15

The Indiana Supreme Court's Chief Administrative Officer is charged with evaluating requests to remove a case from a judge who allegedly has not ruled in a timely manner as provided in Indiana Trial Rules 53.1 and 53.2 and Indiana Criminal Rule 15. Seeking the removal of a judge begins with the filing of a praecipe with the trial court clerk.

The clerk forwards the praecipe and the chronological case summary to the Chief Administrative Officer for review and determination whether an inappropriate delay of a decision or ruling has occurred.

In CY 2019, the Chief Administrative Officer reviewed 122 requests for removal of cases; 23 withdrawals were granted, and 99 were denied.

# Court Reporter Services

Indiana trial court reporters are responsible for keeping the record of proceedings and preparing a transcript when requested. They typically have other court-related responsibilities in addition to court reporting duties. Court reporters are county employees, but most also derive additional income from the preparation of transcripts as allowed by Indiana Administrative Rule 15 and implemented by local court rule.

Parties involved in using local courts often need a transcript of the court proceedings for an appeal or for reviewing the events that occurred in court. The timely preparation of transcripts is an important element of the appellate process.

The Indiana Supreme Court must approve any amendments to local court rules impacting court reporters under Indiana Administrative Rule 15.

Because local court rules dictate the amount allowed to be charged, transcript preparation rates fluctuate.

There were 583 court reporters who filed a report of additional income earned from transcription services. The total income reported for 2019 was \$1,471,918, for an average transcript income of \$2,892 per reporter.

## Court Reporter Transcript Fees

Court Reporters prepare transcripts under three categories:

- State indigent transcript – a transcript that is paid for from state funds and is for the use on behalf of a litigant who has been declared indigent by a court.
- County indigent transcript – a transcript that is paid for from county funds and is for the use on behalf of a litigant who has been declared indigent by a court.
- Private Transcript – a transcript, including but not limited to a deposition transcript, which is paid for by a private party.

## County Court Reporter Fees by Page

County Name	Effective Date	Maximum State Indigent Transcript	Maximum County Indigent Transcript	Maximum Private Transcript	Maximum Copy Rate	Maximum Expedited Transcript
Adams	7/1/2011	\$5.00	\$5.00	\$5.00	\$1.00	\$8.00 / 7 days \$8.50 / 24 hours
Allen	4/15/2019	\$5.75	\$5.75	\$5.75	\$1.00	\$8.00 per page
Bartholomew	7/1/2018	\$5.00	\$5.00	\$5.00	\$1.00	\$5.50 / 5 days \$6.50 / 24 hours
Benton	12/4/2004	\$3.75	\$3.75	\$3.75	\$1.00	\$7.00 / 14 days \$10.00 / 7 days
Blackford	7/1/2014	\$4.25	\$4.25	\$4.25		\$6.25 / 3 days \$7.25 / 24 hours
Boone	1/1/2009	\$4.25	\$4.25	\$4.25		\$8.50
Brown	1/1/2016	\$4.00	\$4.00	\$4.00	Private cost of paper used at a per page cost	\$5.00 / 3 days \$6.00 / 24 hours
Carroll	5/11/2013	\$4.00	\$4.00	\$4.00		\$6.00 / 7 days
Cass	1/1/2017	\$5.00	\$5.00	\$5.00		
Clark	1/1/2012	\$5.50	\$5.50	\$5.50		\$12.50 / 24 hours \$10.00 / 3 days
Clay	1/1/2012	\$4.00	\$4.00	\$4.00		\$6.50 / 24 hours \$5.00 / 3 days
Clinton	7/28/2017	\$5.00	\$5.00	\$5.00 \$6.00 when hearing was held more than 4 years prior to the request		\$7.00 / 5 days
Crawford	8/28/2007	\$5.00	\$5.00	\$5.00		\$10.00 / 24 hours \$7.00 / 3 days
Daviess	1/1/2016	\$4.50	\$4.50	\$4.50	\$1.00	\$6.00 / 7 days
Dearborn	3/4/2019			\$5.00	\$2.50	\$5.50
Decatur	1/1/2017	\$4.25 / 45 days for standard appeal, \$4.25 / 30 days for non-appeal	\$4.25 / 45 days for standard appeal, \$4.25 / 30 days for non-appeal	\$4.25 / 45 days for standard appeal, \$4.25 / 30 days for non-appeal		\$5.25 / 14 days \$6.00 / 7 days \$7.50 / 3 days \$8.50 / 1 day
DeKalb	7/1/2017	\$5.00	\$5.00	\$6.00		\$6.00 / 5 days
Delaware	7/13/2018	\$4.50	\$4.50	\$4.75	\$1.00	\$6.75 / 3 days \$7.75 / 24 hours
Dubois	7/26/2004	\$4 / appeal \$3.50 / other	\$4 / appeal \$3.50 / other	\$4 / appeal \$3.50 / other		
Elkhart	5/1/2017	\$4.00	\$4.00	\$4.00	\$2.00	\$6.00
Fayette	1/1/2010	\$3.75	\$3.75	\$3.75	\$1.00	
Floyd	1/1/2012	\$5.50	\$5.50	\$5.50	\$2.75	\$10.00 / 24 hours \$8.50 over 50 pages
Fountain	10/20/2003	\$3.50	\$3.50	\$3.50		\$3.50
Franklin	1/5/2008	\$4.00	\$4.00	\$4.00		
Fulton	5/27/1998	\$3.50		\$3.50		
Gibson	11/12/2002	\$7.50	\$7.50	\$7.50		
Grant	1/1/2001	\$4.50	\$4.50	\$4.50		
Greene	3/15/2017	\$4.00	\$4.00	\$4.00	\$1.00	\$5.50
Hamilton	10/4/2018	\$5.25	\$5.25	\$5.25		
Hancock	10/1/2018			\$5.50	\$3.35	
Harrison	1/5/2008	\$5.00	\$5.00	\$5.00	\$2.50	\$8.50 / 24 hours \$7.50 / 5 days
Hendricks	1/1/2016	\$4.75	\$4.75	\$4.75		\$5.25
Henry	8/26/2006			\$4.00		
Howard	2/28/2006	\$4.00	\$4.00	\$4.00		
Huntington	1/1/2010	\$3.50	\$3.50	\$4.00		
Jackson	7/29/2008	\$4.00	\$4.00	\$4.00		



County Name	Effective Date	Maximum State Indigent Transcript	Maximum County Indigent Transcript	Maximum Private Transcript	Maximum Copy Rate	Maximum Expedited Transcript
Jasper	12/15/1998	\$3.50	\$3.50	\$3.50	\$1.00	\$7.50
Jay	7/1/1998	\$3.50	\$3.50	\$3.50		
Jefferson	8/31/2007	\$5.00	\$5.00	\$4.50	\$2.50	\$8.00 / 24 hours \$6.50 / 3 days
Jennings	7/1/2011	\$5.00	\$5.00	\$5.00		\$6.00 / 3 days
Johnson	5/1/2013	\$5.00	\$5.00	\$5.00	\$1.00	\$6.25
Knox	1/1/2017	\$4.25 / 45 days for standard appeal, \$4.25 / 30 days for non-appeal	\$4.25 / 45 days for standard appeal, \$4.25 / 30 days for non-appeal	\$4.25 / 45 days for standard appeal, \$4.25 / 30 days for non-appeal		\$5.25 / 14 days \$6.00 / 7 days \$7.50 / 3 days \$8.50 / 1 day
Kosciusko	10/9/2019	\$4.50	\$4.50	\$4.50		\$5.00
LaGrange	6/15/2016	\$4.50	\$4.50	\$4.50	fee per page is amount charged for copies by the Clerk of that Court	\$7.00 / 5 days
Lake	1/1/2011	\$4.00	\$4.00	\$4.25	\$2.00 per page for additional transcript copy	\$4.00 / County \$5.50 / Private
LaPorte	10/1/2016	\$4.75	\$4.75	\$5.25		\$8.00
Lawrence	12/01/2017	\$5.00	\$5.00	\$5.50	\$2.00	
Madison	1/28/2018	\$4.80	\$4.80	\$4.80	\$1.00	\$5.80 / 14 days \$6.50 / 7 days \$7.50 / 3 days \$8.50 / 1 day
Marion	11/3/2016	\$4.00	\$4.00	\$4.50	\$1.00	\$5.50 / 7 days \$8.00 / daily
Marshall	1/1/2010	\$3.50	\$3.50	\$3.50		\$5.50 / 24 hours \$4.50 / 72 hours
Martin	7/1/2011	\$4.75	\$4.75	\$4.75	\$4.75	\$6.00 / 3 days
Miami	3/1/2017	\$4.00	\$4.00	\$5.00		Additional \$1.50 per page within 14 days
Monroe	7/10/2018	\$4.50	\$4.50	\$5.50	\$2.50	\$9.00 / 7 days \$8.00 / 14 days \$7.00 / 23 days
Montgomery	01/01/2011	\$4.00	\$4.00	\$4.00		\$6.00 / 2 weeks \$5.00 / 4 weeks
Morgan	1/1/2009	\$5.00	\$5.00	\$5.00	\$1.50	\$6.50 / 14 days
Newton	9/18/2017	\$3.50	\$3.50	\$3.50		\$6.00 / 24 hours \$5.00 / 5 days
Noble	5/15/2018	\$5.00	\$5.00	\$5.00		\$7.50 / 5 days
Ohio	3/4/2019			\$4.50	\$1.00 indigent \$2.25 private	\$5.00 / 30 days
Orange	12/18/2018	\$5.50	\$5.50	\$5.50		\$10.50 / 24 hours \$7.50 / 3 days
Owen	1/24/2002	\$4.00	\$4.00	\$4.00		
Parke	1/9/2018	\$4.50	\$4.50	\$4.50	\$2.00	\$8.50 / 24 hours \$7.00 / 3 days
Perry	1/1/2009	\$4.50	\$4.50	\$4.50		
Pike	10/7/2002	\$4.25	\$4.25	\$4.25		
Porter	3/1/2017	\$4.25	\$4.75	\$5.75	\$2.50	\$9.00
Posey	7/1/2019	\$4.50	\$4.50	\$4.50	\$1.50	\$9.00 / 30 days
Pulaski	1/1/2011	\$4.00	\$4.00	\$4.00		
Putnam	7/1/2017	\$4.50	\$4.50	\$5.00		
Randolph	2/11/2013	\$4.25	\$4.25	\$4.50	1/2 of per page fee	\$6.25 / 3 days \$7.25 / 24 hours
Ripley	1/1/2010	\$5.00	\$5.00	\$5.00	\$1.75	\$6.50 / 5 days
Rush	1/1/2002	\$3.50	\$3.50	\$3.50	\$1.25	
Saint Joseph	1/1/2010	\$3.50	\$3.50	\$3.50	\$1.50	\$6.00 overnight

County Name	Effective Date	Maximum State Indigent Transcript	Maximum County Indigent Transcript	Maximum Private Transcript	Maximum Copy Rate	Maximum Expedited Transcript
						\$4.50 / 3 days
Scott	1/1/2017	\$5.50	\$5.50	\$5.50		\$10.50 / 24 hours \$7.50 / 3 days
Shelby	7/1/2017	\$5.50	\$5.50	\$5.50	\$1.75	\$9.00
Spencer	4/1/2017	\$5.00	\$5.00	\$5.00	\$2.00	\$7.50 / 10 days
Starke	3/7/2007	\$3.25	\$3.25	\$3.25		
Steuben	9/18/2017	\$5.00	\$5.00	\$5.00		
Sullivan	1/1/2013	\$4.75	\$4.75	\$4.75	1/2 cost of original transcript	\$11.00 / 3 days
Switzerland	4/1/2009	\$3.50	\$3.50	\$3.50	\$1.75	
Tippecanoe	4/7/2017	\$4.50	\$4.50	\$4.50	\$1.00	\$8.50 / 24 hours \$7.50 / 5 days \$10.00 / over 150 in 15 days
Tipton	6/1/1998	\$3.25	\$3.25	\$3.25		
Union	3/15/2008	\$4.00	\$4.00	\$4.00	\$1.00	
Vanderburgh	1/1/2008	\$4.25	\$4.25	\$4.25	\$1.50	\$5.75 / 10 days
Vermillion	1/1/2013	\$4.00	\$4.00	\$4.00	\$2.00	\$7.00 / 24 hours \$5.50 / 3 days
Vigo	4/15/2019	\$5.00	\$5.00	\$5.00		\$7.50 / 24 hours \$6.00 / 3 days
Wabash	9/1/2015	\$4.50	\$4.50	\$5.00		Additional \$1.00 per page in if prepared in 10 days or less
Warren	2/21/2018	\$3.50	\$3.50	\$3.50	\$1.00	
Warrick	7/18/2019	\$4.00	\$4.00	\$4.00	\$1.00	\$2.00 / 10 days
Washington	2/15/2018	\$5.50	\$5.50	\$5.50		\$9.00 / 24 hours \$7.00 / 3 days
Wayne	1/1/2013	\$4.00	\$4.00	\$4.00	\$1.00	
Wells	1/1/2018	\$4.50	\$4.50	\$4.50	\$1.00	
White	7/26/2019	\$4.50	\$4.50	\$4.50		\$6.00 / 24 hours \$5.00 / 3 days
Whitley	7/1/2017	\$4.50	\$4.50	\$4.50	\$1.25	

## 2019 Court Reporter Income by County

Each year, court reporters are required to report the total money received for the preparation of transcripts for hearings and appeals.

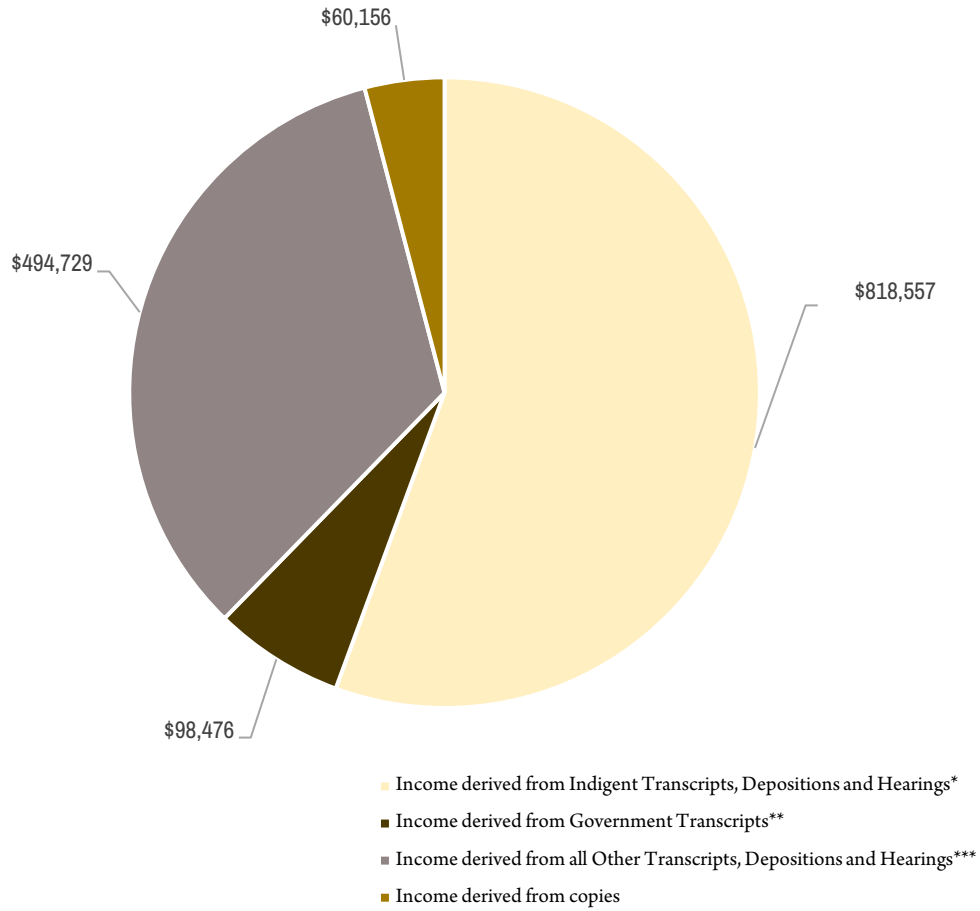
County Name	Number of Court Reporters	Income derived from Indigent Transcripts, Depositions and Hearings	Income derived from Government Transcripts	Income derived from all other Transcripts, Depositions and Hearings	Income derived from (Transcripts Depositions and Hearings)	Income derived from Copies	Income derived from (All Sources)
Adams	7	\$0	\$230	\$1,505	\$1,735	\$26	\$1,761
Allen	15	\$20,945	\$6,222	\$12,020	\$39,187	\$228	\$39,415
Bartholomew	13	\$13,060	\$6,950	\$5,633	\$25,643	\$0	\$25,643
Benton	2	\$0	\$301	\$3,089	\$3,389	\$0	\$3,389
Blackford	3	\$989	\$0	\$80	\$1,070	\$0	\$1,070
Boone	5	\$10,841	\$247	\$3,508	\$14,596	\$835	\$15,431
Brown	4	\$2,180	\$9,362	\$946	\$12,488	\$70	\$12,558
Carroll	5	\$259	\$457	\$2,041	\$2,757	\$0	\$2,757
Cass	4	\$22,160	\$0	\$2,703	\$24,864	\$1,164	\$26,028
Clark	17	\$10,111	\$300	\$10,774	\$21,185	\$0	\$21,185
Clay	2	\$482	\$0	\$0	\$482	\$0	\$482
Clinton	5	\$12,423	\$325	\$7,892	\$20,640	\$137	\$20,777
Crawford	2	\$9,182	\$0	\$750	\$9,932	\$830	\$10,762
Daviess	8	\$952	\$0	\$220	\$1,172	\$0	\$1,172
Dearborn	6	\$2,712	\$1,072	\$5,335	\$9,119	\$2,443	\$11,562
Decatur	4	\$0	\$0	\$0	\$0	\$0	\$0
DeKalb	5	\$1,065	\$0	\$5,705	\$6,769	\$0	\$6,769
Delaware	10	\$14,259	\$428	\$2,364	\$17,052	\$5	\$17,057
Dubois	12	\$319	\$0	\$615	\$933	\$0	\$933
Elkhart	12	\$15,399	\$791	\$14,628	\$30,818	\$1,160	\$31,978
Fayette	1	\$0	\$0	\$600	\$600	\$123	\$723
Floyd	5	\$1,941	\$0	\$2,870	\$4,811	\$371	\$5,182
Fountain	2	\$0	\$0	\$0	\$0	\$0	\$0
Franklin	3	\$92	\$0	\$0	\$92	\$0	\$92
Fulton	2	\$732	\$0	\$923	\$1,654	\$0	\$1,654
Gibson	5	\$0	\$0	\$0	\$0	\$0	\$0
Grant	7	\$19,344	\$0	\$1,904	\$21,248	\$533	\$21,781
Greene	8	\$6,838	\$0	\$1,220	\$8,058	\$46	\$8,104
Hamilton	11	\$25,461	\$650	\$41,567	\$67,678	\$1,211	\$68,889
Hancock	7	\$7,231	\$7,997	\$12,258	\$27,486	\$3,094	\$30,580
Harrison	7	\$299	\$0	\$1,245	\$1,544	\$0	\$1,544
Hendricks	15	\$46,943	\$105	\$22,861	\$69,909	\$355	\$70,264
Henry	2	\$7,373	\$0	\$4,790	\$12,162	\$0	\$12,162
Howard	2	\$0	\$0	\$0	\$0	\$0	\$0
Huntington	2	\$10,382	\$291	\$1,177	\$11,850	\$72	\$11,922
Jackson	12	\$0	\$0	\$0	\$0	\$0	\$0
Jasper	4	\$6,004	\$122	\$1,389	\$7,515	\$0	\$7,515

County Name	Number of Court Reporters	Income derived from Indigent Transcripts, Depositions and Hearings	Income derived from Government Transcripts	Income derived from all other Transcripts, Depositions and Hearings	Income derived from (Transcripts Depositions and Hearings)	Income derived from Copies	Income derived from (All Sources)
Jay	1	\$77	\$0	\$0	\$77	\$0	\$77
Jefferson	3	\$3,845	\$166	\$0	\$4,011	\$300	\$4,311
Jennings	6	\$0	\$0	\$0	\$0	\$0	\$0
Johnson	6	\$750	\$695	\$15,530	\$16,975	\$866	\$17,841
Knox	6	\$0	\$0	\$0	\$0	\$0	\$0
Kosciusko	8	\$7,139	\$2,031	\$4,486	\$13,656	\$612	\$14,268
LaGrange	2	\$0	\$0	\$0	\$0	\$0	\$0
Lake	20	\$7,570	\$5,937	\$33,728	\$47,235	\$11,198	\$58,432
LaPorte	5	\$40,302	\$1,485	\$9,850	\$51,637	\$2,322	\$53,958
Lawrence	9	\$300	\$0	\$515	\$815	\$120	\$935
Madison	9	\$59,130	\$4,833	\$3,500	\$67,463	\$2,221	\$69,684
Marion	59	\$169,901	\$9,725	\$70,240	\$249,866	\$5,113	\$254,979
Marshall	3	\$963	\$0	\$22,034	\$22,997	\$2,618	\$25,615
Martin	3	\$0	\$0	\$0	\$0	\$0	\$0
Miami	2	\$4,272	\$0	\$1,139	\$5,411	\$0	\$5,411
Monroe	26	\$8,051	\$0	\$9,776	\$17,827	\$138	\$17,965
Montgomery	3	\$4,831	\$124	\$640	\$5,595	\$0	\$5,595
Morgan	6	\$9,390	\$0	\$6,552	\$15,942	\$23	\$15,964
Newton	2	\$777	\$106	\$1,044	\$1,926	\$145	\$2,071
Noble	3	\$5,046	\$2,900	\$3,212	\$11,158	\$0	\$11,158
Orange	3	\$7,931	\$1,371	\$3,742	\$13,044	\$3,741	\$16,785
Owen	2	\$512	\$2,712	\$4,236	\$7,460	\$0	\$7,460
Parke	2	\$8,724	\$0	\$4,318	\$13,042	\$0	\$13,042
Perry	2	\$240	\$0	\$4,104	\$4,344	\$0	\$4,344
Pike	3	\$3,168	\$1,828	\$72	\$5,068	\$0	\$5,068
Porter	8	\$8,345	\$766	\$24,210	\$33,320	\$7,057	\$40,377
Posey	7	\$0	\$0	\$2,274	\$2,274	\$0	\$2,274
Pulaski	2	\$1,311	\$0	\$1,200	\$2,511	\$0	\$2,511
Putnam	5	\$1,300	\$0	\$2,157	\$3,457	\$606	\$4,062
Randolph	5	\$5,371	\$625	\$0	\$5,996	\$485	\$6,481
Ripley	4	\$23,395	\$0	\$5,026	\$28,421	\$0	\$28,421
Rush	2	\$1,586	\$0	\$768	\$2,354	\$0	\$2,354
Scott	7	\$296	\$0	\$210	\$506	\$0	\$506
Shelby	3	\$4,114	\$153	\$228	\$4,494	\$0	\$4,494
Spencer	3	\$0	\$0	\$7,956	\$7,956	\$3,088	\$11,044
St. Joseph	14	\$27,317	\$1,078	\$15,826	\$44,221	\$1,921	\$46,142
Starke	1	\$0	\$0	\$0	\$0	\$0	\$0
Steuben	4	\$5,183	\$486	\$6,527	\$12,196	\$371	\$12,567
Sullivan	5	\$2,185	\$223	\$878	\$3,286	\$0	\$3,286

County Name	Number of Court Reporters	Income derived from Indigent Transcripts, Depositions and Hearings	Income derived from Government Transcripts	Income derived from all other Transcripts, Depositions and Hearings	Income derived from (Transcripts Depositions and Hearings)	Income derived from Copies	Income derived from (All Sources)
Switzerland	1	\$1,372	\$161	\$154	\$1,687	\$0	\$1,687
Tippecanoe	9	\$24,977	\$3,402	\$3,864	\$32,243	\$76	\$32,319
Tipton	1	\$91	\$0	\$4,009	\$4,100	\$0	\$4,100
Union	2	\$0	\$2,396	\$0	\$2,396	\$0	\$2,396
Vanderburgh	17	\$27,633	\$1,615	\$12,834	\$42,082	\$506	\$42,588
Vermillion	2	\$1,332	\$0	\$0	\$1,332	\$46	\$1,378
Vigo	16	\$20,219	\$12,724	\$13,965	\$46,907	\$1,347	\$48,255
Wabash	2	\$13,788	\$192	\$4,818	\$18,798	\$0	\$18,798
Warren	1	\$2,443	\$0	\$259	\$2,702	\$0	\$2,702
Warrick	11	\$64	\$301	\$7,860	\$8,225	\$575	\$8,800
Washington	7	\$12,213	\$1,650	\$2,256	\$16,119	\$1,186	\$17,305
Wayne	5	\$9,549	\$2,809	\$1,895	\$14,253	\$457	\$14,710
Wells	2	\$6,818	\$54	\$1,673	\$8,545	\$0	\$8,545
White	2	\$0	\$84	\$637	\$721	\$0	\$721
Whitley	5	\$4,760	\$0	\$1,919	\$6,679	\$319	\$6,998
Total	583	\$818,557	\$98,476	\$494,729	\$1,411,762	\$60,156	\$1,471,918

Income reported in the above chart was received for transcripts prepared outside of the court reporter's regular duties.

## 2019 Total Generated All Sources



	2015	2016	2017	2018	2019
Number of Court Reporters	584	564	499	500	583
Total Money Generated	\$1,797,218	\$1,966,052	\$1,416,922	\$1,446,014	\$1,471,918

\* Income derived from Indigent Transcripts, Dispositions and Hearings – court ordered transcripts, dispositions and hearings prepared for individuals declared unable to pay.

\*\* Income derived from Government Transcripts – transcripts typically paid for by state public defenders, county public defenders, prosecuting attorneys, and other government agencies.

\*\*\* Income derived from all Other Transcripts, Dispositions and Hearings – transcripts generally paid for by attorneys or non-indigent *pro se* litigants.

# 2019 FISCAL REPORT OF TRIAL COURTS

---

FISCAL REPORT OF TRIAL COURTS .....	25
Fiscal Report of Indiana Trial Courts (Overview) .....	26
EXPENDITURES .....	27
Special Notes on Expenditures for Probation Services and Juvenile Detention Centers .....	30
Indiana Juvenile Detention Centers .....	31
Special Note on Expenditures for Criminal Indigent Expense .....	32
REVENUE.....	34
Costs and Fees Routinely Charged in all Cases .....	38
Filing Fees .....	54
Filing Fees/Costs by Case Type Collected by the Clerk.....	54
Distribution of Revenue .....	60

# Fiscal Report of Indiana Trial Courts (Overview)

IOCS is directed by Indiana Code 33-24-6-3(a)(2) to collect and compile statistical data on the receipt and expenditure of public monies for the operation of the courts. The financial information is gathered on an annual basis at the close of each calendar year.

Each court must submit to IOCS its Report on Court Revenue (Revenue Report) and its Report on Budget & Expenditures (Budget & Expenditure

Report) IOCS also requests a Budget & Expenditure report from each probation department, juvenile detention center, and public defender program that maintains a budget separate from a court.

The information in this financial overview presents the reported expenditures and revenue generated through the operation of the courts. Requested and approved trial court budgets are reported to IOCS but are not published.



# EXPENDITURES

---

Indiana's judicial system is funded by a combination of county tax revenues, user fees, and state appropriations. The Indiana Supreme Court, Court of Appeals of Indiana, and Indiana Tax Court are funded through appropriations from the State General Fund. The Indiana State Auditor's Report is posted online at [www.in.gov/auditor](http://www.in.gov/auditor) and contains information about the expenditures of these courts and other state-level expenditures on judicial functions. Relevant portions of that report are reflected here.

Indiana's trial courts are funded primarily through county general funds, but state funds pay for the salaries and benefits of trial court judges, magistrates, senior judges, and some special judge expenses. Counties may choose to pay an additional amount to judges and magistrates beyond their statutory salaries. The salary and benefits of elected prosecutors, chief deputy prosecutors, and certain deputy prosecutors are also paid with state funds. Counties may choose to pay a prosecutor an amount beyond their statutory salary. Counties may also receive state funds for reimbursement of approved pauper defense services and for GAL/CASA services for abused and neglected children. Courts also generate user fees, some of which are expended on court services. Expenses for criminal indigent defense services are included as part of the cost of the judicial system, although in many counties the indigent defense is handled through an independent public defender entity governed by a board. These services are funded primarily through county tax dollars. However, the General Assembly provides 50 percent reimbursement of indigent defense services to all counties for capital cases; and, for those

counties that participate in the public defender system, up to 40 percent reimbursement of qualified cases. The state's Public Defender Commission reimbursement for local indigent defense expenses was more than \$22.25 million during Fiscal Year 2018 - 2019.

Municipalities fund city and town courts. In many instances, the local government does not maintain a distinct city or town court budget, and all expenses are paid directly from the local general fund. This practice makes it difficult to provide accurate expenditure information for city and town courts.

Marion County (Indianapolis) townships directly fund the nine Marion County Small Claims Courts through budget appropriations. Although Marion County Small Claims Courts became a part of the courts of record as of July 1, 2018, the financial data will be presented independently in this section of the report.

The Budget & Expenditure Report submitted by each court categorizes the trial court expenditures as follows: salaried and unsalaried personnel expenses (including fringe benefits and travel), supplies, professional services, and capital outlays. If any of the expenditures were facilitated by mandate, the report reflects information related to the mandate as well.

Line items "Grants," "Distributions to Other Local Governments" and "Social Service Payments" from the State Auditor's report are now combined into one total for the accompanying chart. See the State Fund Expenditures on the Judicial System chart for a breakdown of the total state expenditures.

## Expenditures by All Courts

The expenditure summary report reflects four different series (Personal Services, Supplies, Professional Services, and Capital Outlays) to align with the courts reporting their budgets/expenditures to the Department of Local Government Finance Authority.

Line Item Expenditures	County	City/Town	Township	Total
	Circuit, Superior, and Probate Courts	City and Town Courts	Marion County Small Claims Courts	
Judge(s) Salary - County Portion Paid	\$1,106,655	\$2,045,472		\$3,152,127
Judge(s) Salary - Locally Paid			\$1,052,358	\$1,052,358
Other Judicial Officers	\$4,509,235	\$227,203		\$4,736,438
Court Reporter(s)	\$30,091,592	\$385,839	\$0	\$30,477,431
Bailiff(s)	\$14,762,934	\$736,809	\$0	\$15,499,743
Jury Commissioner(s)	\$317,645	\$0	\$0	\$317,645
Court Administrator & Staff	\$6,228,868	\$1,004,641	\$139,803	\$7,373,312
Secretary(ies)	\$5,664,471	\$390,570	\$57,874	\$6,112,915
GAL/CASA	\$2,705,132	\$0	\$0	\$2,705,132
Law Clerks & Interns	\$566,778	\$29,406	\$0	\$596,184
Public Defender & Staff	\$13,713,868	\$335,501	\$0	\$14,049,369
Court Clerks	\$1,869,373	\$2,353,767	\$1,652,501	\$5,875,641
Probation Officers	\$74,387,047	\$1,185,740	\$0	\$75,572,787
Probation Office Staff	\$11,915,446	\$462,875	\$0	\$12,378,321
Juvenile Detention Center Staff	\$24,884,447	\$0	\$0	\$24,884,447
IT Staff	\$990,754	\$43,217	\$0	\$1,033,971
Other Employees	\$8,687,020	\$791,892	\$0	\$9,478,912
<b>Sub-total Personal Services Salaries and Wages Subsection A - 10000 series</b>	<b>\$202,401,265</b>	<b>\$9,992,932</b>	<b>\$2,902,536</b>	<b>\$215,296,733</b>
Fringe Benefits	\$64,965,808	\$2,716,968	\$1,097,388	\$68,780,164
<b>Sub-total Personal Services Fringe Benefits Subsection B - 10000 series</b>	<b>\$64,965,808</b>	<b>\$2,716,968</b>	<b>\$1,097,388</b>	<b>\$68,780,164</b>
Per Diem-Cases Venued Out	\$1,277	\$0	\$0	\$1,277
Judge(s) Pro Tempore	\$91,818	\$5,905	\$12,050	\$109,773
<b>Sub-total Personal Services Other Personal Services Subsection C - 10000 series</b>	<b>\$93,095</b>	<b>\$5,905</b>	<b>\$12,050</b>	<b>\$111,050</b>
Per Diem Travel	\$234,731	\$20,311	\$470	\$255,512
Transportation	\$353,448	\$6,336	\$0	\$359,784
Lodging	\$355,434	\$5,075	\$0	\$360,509
Public Defense Travel Expenses	\$19,841	\$1,500	\$0	\$21,341
Other	\$358,179	\$3,785	\$774	\$362,738
<b>Sub-total Personal Services Travel Subsection D - 10000 series</b>	<b>\$1,321,633</b>	<b>\$37,007</b>	<b>\$1,244</b>	<b>\$1,359,884</b>
<b>Total Personal Services Subsections A, B, C, D - 10000 series</b>	<b>\$268,781,801</b>	<b>\$12,752,812</b>	<b>\$4,013,218</b>	<b>\$285,547,831</b>
Office Supplies	\$1,501,736	\$138,332	\$32,047	\$1,672,115
Operating Supplies	\$1,318,563	\$69,722	\$26,127	\$1,414,412
Repair/Maintenance Supplies	\$410,336	\$65,456	\$29,855	\$505,647
Other Material and Supplies	\$566,027	\$27,494	\$19,556	\$613,077
<b>Total Supplies - 20000 series</b>	<b>\$3,796,662</b>	<b>\$301,004</b>	<b>\$107,585</b>	<b>\$4,205,251</b>
Per Diem - Grand Jurors	\$18,171	\$0	\$0	\$18,171
Per Diem - Petit Jurors	\$1,911,256	\$740	\$0	\$1,911,996
Juror Lodging	\$267,903	\$0	\$0	\$267,903
Witness Fees	\$35,498	\$0	\$0	\$35,498
Medical & Psychiatric Services	\$3,454,483	\$12,550	\$0	\$3,467,033
Pauper Attorneys - Case by Case	\$17,937,879	\$199,766	\$0	\$18,137,645
Court Interpreter Fees	\$873,408	\$30,574	\$14,629	\$918,611
Depositions	\$213,271	\$1,000	\$0	\$214,271

Line Item Expenditures	County	City/Town	Township	Total
	Circuit, Superior, and Probate Courts	City and Town Courts	Marion County Small Claims Courts	
Investigations	\$60,730	\$0	\$0	\$60,730
Transcript Preparation	\$933,806	\$0	\$0	\$933,806
Indigent Interpretation/Language Interp.	\$377,110	\$2,630	\$18,512	\$398,252
Other Indigent Expenses	\$611,324	\$0	\$0	\$611,324
Other Probation Expenses	\$3,585,181	\$32,341	\$0	\$3,617,522
Other Juvenile Detention Center Expenses	\$3,729,652	\$0	\$0	\$3,729,652
Phone	\$487,532	\$38,950	\$16,047	\$542,529
Utility	\$779,451	\$30,636	\$52,211	\$862,298
Contract Printing	\$196,029	\$7,661	\$4,803	\$208,493
Other Insurance	\$100,930	\$16,352	\$23,477	\$140,759
Rentals - Office	\$6,219,808	\$41,314	\$110,253	\$6,371,375
Rentals - Computers	\$2,386,689	\$7,941	\$7,215	\$2,401,845
Probation CMS	\$65,042	\$0	\$0	\$65,042
Detention CMS	\$123,750	\$0	\$0	\$123,750
Jury CMS	\$192,881	\$0	\$0	\$192,881
Other than CMS	\$356,500	\$7,434	\$238	\$364,172
CMS	\$334,837	\$28,124	\$0	\$362,961
Postage	\$447,083	\$45,688	\$36,126	\$528,897
Shipping	\$3,590	\$204	\$0	\$3,794
Consultant Fees/ Expert Witness	\$507,495	\$0	\$0	\$507,495
Other Services	\$14,051,642	\$236,703	\$327,763	\$14,616,108
Investigators	\$7,887	\$0	\$0	\$7,887
<b>Total Professional Services and Charges – 30000 series</b>	<b>\$60,270,818</b>	<b>\$740,608</b>	<b>\$611,274</b>	<b>\$61,622,700</b>
Legal Library	\$1,337,914	\$12,130	\$6,008	\$1,356,052
Office Equipment	\$672,708	\$28,587	\$18,348	\$719,643
Computer Equipment	\$587,675	\$43,021	\$4,734	\$635,430
Other Capital Outlays	\$616,674	\$0	\$3,568	\$620,242
<b>Total Capital Outlays – 40000 series</b>	<b>\$3,214,971</b>	<b>\$83,738</b>	<b>\$32,658</b>	<b>\$3,331,367</b>
<b>Total Expenditures</b>	<b>\$336,064,252</b>	<b>\$13,878,162</b>	<b>\$4,764,735</b>	<b>\$354,707,149</b>

# Special Notes on Expenditures for Probation Services and Juvenile Detention Centers

## Probation Services

Because of the vast differences in how counties budget for employee fringe and other benefits generally and for probation services in particular, it is difficult to arrive at a complete figure for the expense of probation services. In the three largest counties, Marion, Lake, and Allen, probation office expenditures are part of the court’s general budget and, aside from salaries, cannot be identified separately. In other counties, even if all expenditures on probation operations and personal services are budgeted and reported separately, fringe benefits are lumped in the county’s general budget and are not reported separately for probation or court staff. A composite of all probation service expenses reported by the courts and probation departments is included, but this information does not include fringe benefits and operating expenses for many counties.

CY 2019 Probation Services Expenditures	
Statewide total of all Salaries and Wages for Probation Officers and Staff	\$87,951,109
Additional Expenditures Reported by Probation Departments	\$39,368,549
<b>Total Reported Probation Expenditures</b>	<b>\$127,319,658</b>

## Juvenile Detention Centers

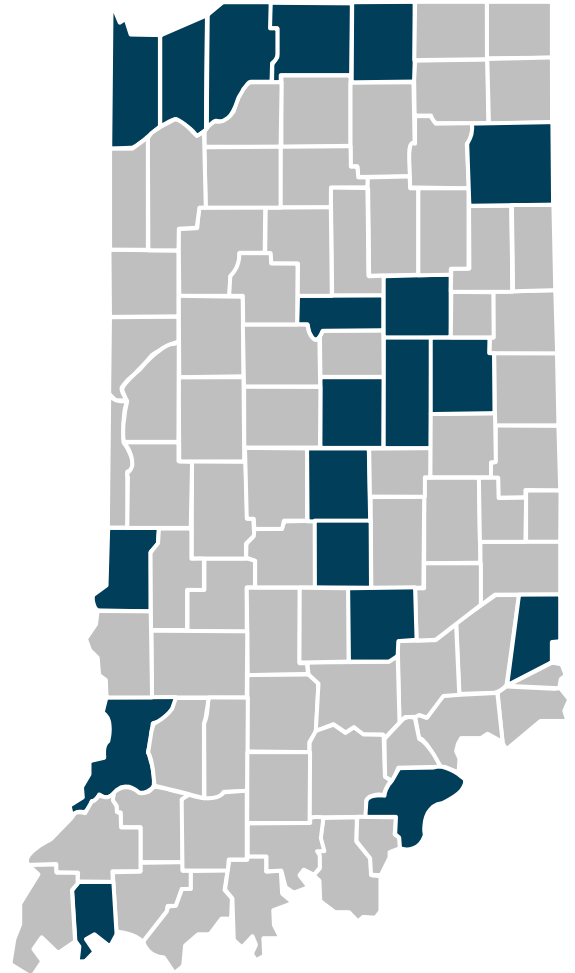
Indiana has 19 juvenile detention centers. Only some of the facilities are funded through the courts’ budgets. This expenditure report includes only those expenses for juvenile detention operations that are funded through the courts’ budgets.

CY 2019 Juvenile Detention Center Expenditures	
Statewide Total of all Salaries and Wages for Juvenile Detention Center Staff	\$24,884,447
Additional Expenditures Reported by Juvenile Detention Centers	\$12,305,956
<b>Total Reported Juvenile Detention Center Expenditures</b>	<b>\$37,190,403</b>

# Indiana Juvenile Detention Centers

The following chart is a list of all Indiana Juvenile Detention Centers.

County	Facility	Operated by the Juvenile Court?
Allen	Juvenile Center	Yes
Bartholomew	Youth Services Center	Yes
Clark	Juvenile Detention Center	No
Dearborn	Juvenile Detention Center	No
Delaware	Youth Opportunity Center	No
Elkhart	Juvenile Detention Center	Yes
Grant	Juvenile Detention Center	No
Hamilton	Youth Services Center	No
Howard	Kinsey Youth Center	Yes
Johnson	Juvenile Detention Center	Yes
Knox	Southwest Indiana Regional Youth Village	No, private and has a volunteer Board of Directors that runs facility and budget.
Lake	Juvenile Center	Yes
LaPorte	Juvenile Services Center	Yes
Madison	Youth Center	Yes
Marion	Juvenile Justice Complex	Yes
Porter	Juvenile Detention Center	Yes
St. Joseph	Juvenile Justice Center	No, Probate Court
Vanderburgh	Youth Care Center	No, private facility
Vigo	Juvenile Center	No



## Special Note on Expenditures for Criminal Indigent Expense

Criminal indigent defense in Indiana is paid through a mixture of county funds and partial state reimbursements. The majority of counties (64 of 92) follow standards established by the Indiana Public Defender Commission for caseload limits and creation of independent public defender boards. They do so to qualify for 40 percent state reimbursement for qualified non-capital defense expenses. State funds reimburse 50 percent of all indigent expenses incurred by any county in defending capital (death penalty) cases. The counties provide indigent defense services for the remainder of criminal cases through a variety of structures.

Counties may budget for indigent defense services through a court budget, through an independent public defense agency/office, or a combination of the two. All trial courts report indigent defense expenditures directly to IOCS. The Public Defender Commission shares the expenditure information it receives from the counties participating in the reimbursement program with IOCS. Some independent public defense agencies voluntarily submit expenditure reports to IOCS. IOCS combines the information from all of these sources to prepare the following chart.

County		Indigent Defense Cost
Adams	4	\$400,053
Allen	4	\$6,092,323
Bartholomew	1	\$90,245
Benton	4	\$102,260
Blackford	3	\$211,985
Boone	3	\$631,974
Brown	4	\$304,048
Carroll	3	\$294,352
Cass	4	\$744,164
Clark	3	\$3,497,683
Clay	1	\$7,394
Clinton	3	\$403,513
Crawford	1	\$116,940
Daviess	1	\$662,597
Dearborn	1	\$603,439
Decatur	3	\$431,785
DeKalb	4	\$693,697
Delaware	4	\$1,475,774
Dubois	1	\$462,102
Elkhart	1	\$126,134
Fayette	4	\$446,326
Floyd	2	\$739,613
Fountain	3	\$141,020
Franklin	1	\$150,322
Fulton	4	\$352,385
Gibson	1	\$450,672
Grant	4	\$1,003,098
Greene	2	\$477,946
Hamilton	1	\$1,803,031
Hancock	4	\$1,908,618
Harrison	1	\$247,468
Hendricks	4	\$1,910,036
Henry	1	\$580,144
Howard	3	\$2,805,002
Huntington	1	\$390,694
Jackson	4	\$786,880

County		Indigent Defense Cost
Jasper	2	\$365,968
Jay	4	\$457,447
Jefferson	1	\$661,216
Jennings	3	\$589,868
Johnson	1	\$604,480
Knox	4	\$885,988
Kosciusko	3	\$979,806
LaGrange	4	\$258,933
Lake	4	\$4,911,931
LaPorte	4	\$967,973
Lawrence	4	\$979,399
Madison	3	\$3,090,500
Marion	4	\$23,812,489
Marshall	1	\$289,533
Martin	3	\$260,989
Miami	4	\$752,490
Monroe	4	\$2,910,754
Montgomery	1	\$1,221,684
Morgan	1	\$5,754
Newton	1	\$335,422
Noble	2	\$943,081
Ohio	3	\$93,766
Orange	3	\$607,607
Owen	2	\$290,722
Parke	4	\$553,410
Perry	3	\$317,521
Pike	3	\$224,909
Porter	1	\$33,691
Posey	1	\$123,430
Pulaski	3	\$474,228
Putnam	1	\$40,694
Randolph	1	\$391,243
Ripley	3	\$298,076
Rush	4	\$581,561
St. Joseph	4	\$7,299,598
Scott	2	\$541,831

County		Indigent Defense Cost
Shelby	4	\$754,927
Spencer	1	\$317,481
Starke	1	\$27,136
Steuben	4	\$1,215,630
Sullivan	3	\$302,642
Switzerland	3	\$228,323
Tippecanoe	3	\$6,411,789
Tipton	1	\$77,078
Union	3	\$82,693
Vanderburgh	4	\$3,230,943
Vermillion	3	\$241,712
Vigo	4	\$2,790,461
Wabash	3	\$380,534
Warren	3	\$65,778
Warrick	1	\$272,315
Washington	3	\$908,229
Wayne	1	\$310,299

County		Indigent Defense Cost
Wells	1	\$85,252
White	1	\$262,664
Whitley	1	\$92,403
<b>Total</b>		<b>\$106,761,990</b>

Source of Amounts:

- (1) From reports to IOCS only
- (2) From reports to the Public Defender Commission only
- (3) The greater of the amounts reported to IOCS or the Public Defender Commission
- (4) A combination of the amounts reported to IOCS and the Public Defender Commission

# REVENUE

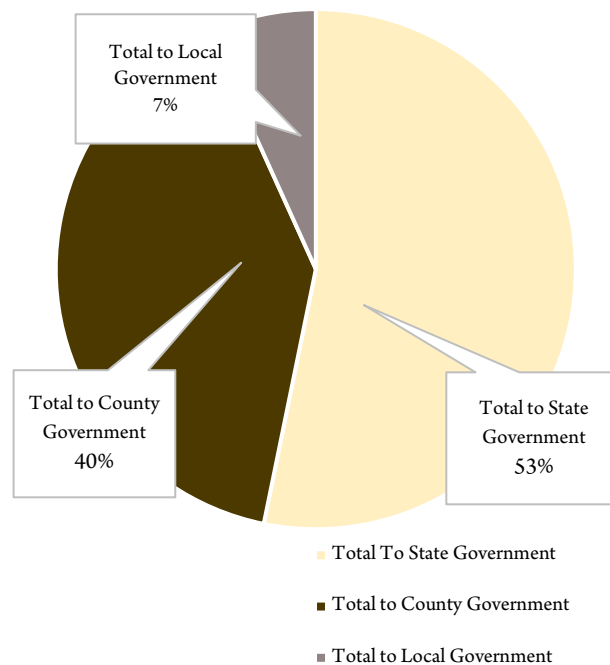
---

Trial courts generate revenue primarily from filing fees, court costs, fines, and user fees assessed to litigants. Depending on the case type, court, and nature of the offense, many different fees may be collected from litigants in Indiana courts. Only those fees authorized by statute or Indiana Supreme Court rule may be collected by the courts.

Revenues generated through the operation of the trial courts are collected, accounted for, and disbursed by the Clerk of the Circuit Court, an independently elected office for each judicial circuit. The Clerk of the Circuit Court also functions as the clerk of the county and, as such, performs many other functions unrelated to court operations, including issuing marriage licenses, coordinating the election board, and conducting elections.

Revenues generated through the city, town, and nine township courts in Marion County are collected by the local clerk or clerk-treasurer. The only direct payment fee is the personal service of process fee charged to small claims litigants in the Marion County Small Claims (township) Courts. This fee is paid to the township constable and his or her deputies.

Pursuant to statutes, revenues collected by a court are disbursed to state, county or local general funds,



user fee funds, or special funds used for specific programs or initiatives.

Marion County Small Claims (township) Courts have fees unique only to their nine courts.

The following table reflects a summary of the total revenues collected by the court system and sent to each level of government



## 2019 Revenues Generated by Circuit, Superior and Probate Courts

Revenues Generated by Circuit, Superior and Probate Courts	State Funds	County Funds	Local Funds	Total
<b>Revenues Distributed to General Funds</b>				
Court Costs	\$35,462,334	\$13,862,240	\$1,494,767	
Judicial Salaries	\$10,942,158		\$0	\$10,942,158
Infraction Judgments	\$5,205,896			\$5,205,896
Court Administration	\$2,885,987		\$0	\$2,885,987
Public Defense Administration Fee	\$2,882,081			\$2,882,081
Additional Garnishee Defendants Service Fee		\$3,072	\$0	\$3,072
Civil Action Service of Process Fee		\$28,671	\$0	\$28,671
Small Claims Service of Process Fee		\$498,308		\$498,308
Civil Penalties for Local Ordinance Violations		\$63,704	\$641,619	\$705,323
Bond Administration Fee		\$1,403,396	\$131,231	\$1,534,627
Support Fee	\$136,369	\$261,884		\$398,253
Document Fee		\$1,138,153	\$4,774	\$1,142,927
Interest on Investments	\$505	\$1,358,285	\$0	\$1,358,790
<b>Total to General Funds</b>	<b>\$57,515,330</b>	<b>\$18,617,713</b>	<b>\$2,272,391</b>	<b>\$27,586,093</b>
<b>Revenues Distributed to User Funds</b>				
State portion of Drug Abuse, Prosecution Interdiction and Correction Fee	\$492,088			\$492,088
State portion of Countermeasures Fee	\$895,941			\$895,941
State portion of Child Abuse Prevention Fee	\$25,742			\$25,742
Highway Work Zone Fee	\$157,496			\$157,496
Safe School Fee	\$89,670	\$6,344		\$96,014
Automated Record Keeping Fee	\$11,027,312			\$11,027,312
Domestic Violence and Treatment Fee	\$120,013			\$120,013
<b>Total to User Funds</b>	<b>\$12,808,262</b>	<b>\$6,344</b>	<b>\$0</b>	<b>\$12,814,606</b>
<b>Revenue Distributed to Special Funds</b>				
Adult Probation User Fee		\$11,642,558	\$0	\$11,642,558
Juvenile Probation User Fee		\$434,691		\$434,691
Guardian Ad Litem Fee		\$96,152		\$96,152
Problem-Solving Court Fee		\$1,486,112	\$0	\$1,486,112
Reimbursements to Supplemental Public Defender Services Fund <sup>†</sup>		\$3,228,239	\$0	\$3,228,239
Alternative Dispute Resolutions		\$652,649		\$652,649
Fines and Forfeitures	\$1,658,294			\$1,658,294
Vehicle License Fee	\$353,455			\$353,455
Reimbursements to Dept. of Natural Resources	\$22,893			\$22,893
Judicial Insurance Adjustment Fee	\$608,794			\$608,794
County portion of Drug Abuse, Prosecution, Interdiction, and Correction Fee		\$1,491,858		\$1,491,858
County portion of Countermeasures Fee		\$2,684,570		\$2,684,570
County portion of Child Abuse Prevention Fund		\$1,059		\$1,059
Pro Bono Fee	\$292,049			\$292,049
Prosecutorial Pretrial Diversion Fee		\$4,202,949	\$0	\$4,202,949
Prosecutorial Deferral Program Fee		\$5,413,114	\$270,432	\$5,683,546
DNA Sample Processing Fee	\$746,258			\$746,258
Sexual Assault Victims Assistance Fee	\$53,601			\$53,601
Late Surrender Fee		\$215,140	\$0	\$215,140
Late Payment Fee		\$733,591	\$4,735	\$738,326
Worksite Speed Limit Judgment	\$271,859			\$271,859
Document Storage Fee		\$3,111,545	\$0	\$3,111,545
Marijuana Eradication Program Fee		\$24,728		\$24,728
Jury Fee		\$573,353		\$573,353
Alcohol and Drug Services Fee		\$4,929,981	\$0	\$4,929,981
Law Enforcement Continuing Education Program Fee		\$956,325	\$0	\$956,325
Special Death Benefits Fee	\$298,869			\$298,869
IntraState Transfer Probation Fee		\$98,671	\$0	\$98,671
Youth Tobacco Civil Penalty	\$150			\$150
Automated Record Keeping Fee (Deferred/Deferral Program)	\$319,626			\$319,626
Other	\$890,588	\$2,626,129	\$0	\$3,516,717
<b>Total to Special Funds</b>	<b>\$5,516,436</b>	<b>\$44,603,414</b>	<b>\$275,167</b>	<b>\$50,395,017</b>
<b>Total Generated Funds</b>	<b>\$75,840,028</b>	<b>\$63,227,471</b>	<b>\$2,547,558</b>	<b>\$141,615,057</b>

## 2019 Revenues Generated by City and Town Courts

Revenues Generated by City and Town Courts	State Funds	County Funds	Local Funds	Total
<b>Revenues Distributed to General Funds</b>				
Court Costs	\$4,313,432	\$1,561,601	\$1,954,895	\$7,829,928
Judicial Salaries	\$1,305,800		\$430,958	\$1,736,758
Infraction Judgments	\$2,195,552			\$2,195,552
Court Administration	\$434,728			\$434,728
Public Defense Administration Fee	\$433,782			\$433,782
Additional Garnishee Defendants Service Fee		\$0	\$0	\$0
Support Fee	\$0	\$0		\$0
Civil Action Service of Process Fee		\$405	\$1,408	\$1,813
Small Claims Service of Process Fee		\$2,524		\$2,524
Civil Penalties for Local Ordinance Violations		\$30,893	\$659,836	\$690,729
Bond Administration Fee		\$1,560	\$170,586	\$172,146
Document Fee		\$13,805	\$3,240	\$17,045
Interest on Investments	\$166	\$0	\$8,617	\$8,783
<b>Total to General Funds</b>	<b>\$8,683,460</b>	<b>\$1,610,788</b>	<b>\$3,229,540</b>	<b>\$13,523,788</b>
<b>Revenues Distributed to User Funds</b>				
State portion of Drug Abuse, Prosecution Interdiction and Correction Fee	\$38,488			\$38,488
State portion of Countermeasures Fee	\$64,015			\$64,015
State portion of Child Abuse Prevention Fee	\$0			\$0
Highway Work Zone Fee	\$51,508			\$51,508
Safe School Fee	\$2,956			\$2,956
Automated Record Keeping Fee	\$1,629,126			\$1,629,126
<b>Total to User Funds</b>	<b>\$1,786,093</b>	<b>\$0</b>	<b>\$0</b>	<b>\$1,786,093</b>
<b>Revenues Distributed to Special Funds</b>				
Adult Probation User Fee		\$346,451	\$566,096	\$912,547
Juvenile Probation User Fee		\$0		\$0
Guardian Ad Litem Fee		\$0		\$0
Problem-Solving Court Fee		\$0	\$0	\$0
Reimbursements to Supplemental Public Defender Services Fund		\$26,063	\$132,950	\$159,013
Alternative Dispute Resolutions		\$0		\$0
Fines and Forfeitures	\$248,362			\$248,362
Vehicle License Fee	\$176,071			\$176,071
Reimbursements to Dept. of Natural Resources	\$2,120			\$2,120
Judicial Insurance Adjustment Fee	\$87,154			\$87,154
County portion of Drug Abuse, Prosecution, Interdiction, and Correction Fee		\$115,541		\$115,541
County portion of Countermeasures Fee		\$199,156		\$199,156
County portion of Child Abuse Prevention Fee		\$0		\$0
Domestic Violence and Treatment Fee	\$3,917			\$3,917
Prosecutorial Pretrial Diversion Fee		\$523,360	\$254,361	\$777,721
Prosecutorial Deferral Program Fee		\$468,049	\$1,218,469	\$1,686,518
<i>Pro Bono Fee</i>	\$1,619			\$1,619
DNA Sample Processing Fee	\$250,588			\$250,588
Sexual Assault Victims Assistance Fee	\$0			\$0
Late Surrender Fee		\$0	\$0	\$0
Late Payment Fee		\$0	\$537,933	\$537,933
Worksite Speed Limit Judgment	\$79,584			\$79,584
Document Storage Fee		\$4,524	\$515,672	\$520,196
Marijuana Eradication Program Fee		\$200		\$200
Jury Fee		\$185,019		\$185,019
Alcohol and Drug Services Fee		\$0	\$2,050	\$2,050
Law Enforcement Continuing Education Program Fee		\$10,120	\$324,575	\$334,695
Special Death Benefits Fee	\$22,756			\$22,756
IntraState Transfer Probation Fee		\$0	\$2,872	\$2,872
Youth Tobacco Civil Penalty	\$0			\$0
Automated Record Keeping Fee (Deferred/Deferral Program)	\$89,028			\$89,028
Other	\$26,374	\$37,720	\$47,226	\$111,320
<b>Total to Special Funds</b>	<b>\$987,573</b>	<b>\$1,916,203</b>	<b>\$3,602,204</b>	<b>\$6,505,980</b>
<b>Total Generated Funds</b>	<b>\$11,457,126</b>	<b>\$3,526,991</b>	<b>\$6,831,744</b>	<b>\$21,815,861</b>

## 2019 Revenues Generated by Marion County Small Claims Courts

Revenue Generated by Marion County Small Claims Court	State Funds	County Funds	Local Funds	Other	Total
<b>Revenues Distributed to General Funds</b>					
Judicial Salaries	\$474,745		\$158,248		\$632,993
Public Defense Administration	\$210,998				\$210,998
Court Administration – state portion	\$126,588				\$126,588
Filing Docket			\$1,442,831		\$1,442,831
Redocketing Fee			\$151,364		\$151,364
Docket Fee paid to Low Caseload Court			\$107,359		\$107,359
<b>Total to General Funds</b>	<b>\$812,331</b>	<b>\$0</b>	<b>\$1,859,802</b>	<b>\$0</b>	<b>\$2,672,133</b>
<b>Revenues Distributed to User Funds</b>					
Automated Record Keeping Fee	\$843,926				\$843,926
<b>Total to User Funds</b>	<b>\$843,926</b>	<b>\$0</b>	<b>\$0</b>	<b>\$0</b>	<b>\$843,926</b>
<b>Revenues Distributed to Special Funds</b>					
Judicial Insurance Adjustment	\$42,200				\$42,200
Court Administration – township portion			\$84,399		\$84,399
<i>Pro Bono</i> Fee	\$42,199				\$42,199
Document Storage		\$210,985			\$210,985
Other Fees	\$0	\$229	\$604		\$833
<b>Total to Special Funds</b>	<b>\$84,399</b>	<b>\$211,214</b>	<b>\$85,003</b>	<b>\$0</b>	<b>\$380,616</b>
<b>Total Generated Funds</b>	<b>\$1,740,656</b>	<b>\$211,214</b>	<b>\$1,944,805</b>	<b>\$0</b>	<b>\$3,896,675</b>
<b>Service of Process Fee for Certified Mail (paid directly to the Constables)</b>				\$0	
<b>Service of Process Fee for Personal Service (paid directly to Constables)</b>				\$1,159,696	<b>1,159,696</b>
<b>Other</b>				\$0	\$0

## Costs and Fees Routinely Charged in all Cases

Fee/Cost/Fine	Indiana Code Citation	Fee Amount	Assessment and Distribution Notes:
Automated Record Keeping Fee	33-37-5-21; 33-34-8-1(a)(7); 33-34-8-3(d)(1)(A); 33-37-7-2(a); 33-37-7-2(b)(7) and (m); 33-37-7-8(d)(5); 33-37-7-8(a); 33-37-4-1(b)(12); 33-37-4-2(b)(9); 33-37-4-2(e); 33-37-4-1(c); 33-37-4-3(b)(7); 33-37-4-4(b)(4); 33-37-4-6(b)(3); 33-37-4-7(b)(3); 33-24-6-12; 33-37-9-4	The automated record keeping fee increased to \$20 (from \$19) on July 1, 2017 for all actions other than pretrial diversion programs and deferral programs. The automated record keeping fee for pretrial diversion programs and deferral programs remains \$5.	Collected in all case types. 100% of this fee collected in pretrial diversion or deferral program cases is distributed to State Homeowner Protection Unit Account; 100% of this fee collected in a county using the state case management system (Odyssey) for all cases other than pretrial diversion or deferral program cases is distributed to the State User Fee fund for further distribution to Court Technology. Counties using a case management system other than Odyssey are no longer authorized to keep a portion of this fee.
Court Administration Fee	33-37-5-27; 33-34-8-1(a)(12); 33-34-8-3(b)(1)(C); 33-34-8-3(c); 33-37-4-1(b)(18); 33-37-4-2(b)(14); 33-37-4-4(b)(8); 33-37-4-6(b)(7); 33-37-4-7(b)(7); 33-37-7-2(h)(4); 33-37-7-8(g)(3)	\$5	Collected in each action filed in a circuit, superior, probate, city, town, or Marion County small claims court. This fee is only collected in criminal actions or civil violations if a person is convicted of an offense, required to pay a pretrial diversion fee, found to have committed an infraction, or found to have violated an ordinance. All courts, except Marion County Township Courts, distribute this fee to the State General Fund. Marion County Township Courts distribute 60% to the State General Fund and 40% to the township trustee to fund operations of the township small claims court.
Court Costs (except Marion County Township Courts)	33-37-4-1(a); Rule PC 1 section 2; 33-37-4-2(a); 33-37-4-3(a); 33-37-4-6; 33-37-4-7(a); 33-37-7-2(a)(1); 33-37-7-4(a)(1); 33-37-7-6(a)(1); 33-37-7-8	\$120 felony or misdemeanor; \$70 infraction or ordinance violation; \$120 juvenile actions (including CHINs, delinquency, and paternity); \$100 civil actions (some civil actions are exempted); \$35 small claims (except for Marion County Township Courts); \$120 probate/trust cases.	Court costs are charged upon conviction for felony or misdemeanor, charged upon judgment for infraction or ordinance violation; and upon filing for civil actions, small claims, and probate/trust cases. Court costs collected in the circuit and superior courts are distributed to the State, County, and Local General Funds in the following percentages: 70%, 27% and 3%. If court costs are collected in city or town courts they are distributed to the State, County, and Local General Funds in the following percentages: 55%, 20% and 25%.

Document Storage Fee	33-37-5-20, 33-37-5-2(a)(2); 33-34-8-1(a)(6); 33-34-8-3(b)(2); 33-37-4-1(b)(11); 33-37-4-2(b)(8); 33-37-4-3(b)(6); 33-37-4-4(b)(3); 33-37-4-6(b)(2); 33-37-4-7(b)(2)	\$5	Collected in all civil, criminal, juvenile, probate, infraction, ordinance violation, and small claims actions including small claims actions in a Marion County Township Court. Beginning July 1, 2015, the document storage fee increased to \$5 (from \$2) in all civil, criminal, infraction, and ordinance violation cases. This fee increase is in effect from July 1, 2015 to June 30, 2022 when the fee will decrease to \$2 Deposited to County Clerk Record Perpetuation Fund or Local Clerk Record Perpetuation Fund depending on collecting court. For fees collected after June 30, 2015 and before July 1, 2017, counties not operating under the state's automated judicial system (Odyssey) may use \$3 of the fee for purposes of the county's case management system
Judicial Insurance Adjustment Fee	33-37-5-25; 33-34-8-1(a)(10); 33-34-8-3(b)(1)(D); 33-37-4-1(b)(16); 33-37-4-2(b)(12); 33-37-4-3(b)(10); 33-37-4-4(b)(6); 33-37-4-6(b)(5); 33-37-4-7(b)(5); 33-37-1-1; 33-37-7-2(i); 33-37-7-8(h); 33-38-5-8.2	\$1	Collected in all actions. Distributed to state auditor for deposit to the Judicial Branch Insurance Adjustment Account.
Judicial Salaries Fee	33-37-5-26; 33-34-8-1(a)(11); 33-34-8-3(b)(1)(E); 33-37-4-1(b)(17); 33-37-4-2(b)(13); 33-37-4-3(b)(11); 33-37-4-4(b)(7); 33-37-4-6(b)(6); 33-37-4-7(b)(6); 33-37-7-2(h)(2); 33-37-7-8(i); 33-37-1-1	\$15 for small claims action including small claims actions filed in a Marion County Township Court, \$20 for all other actions.	This fee is imposed in all cases to support judicial salaries for the court. Circuit and superior courts distribute 100% to the State General Fund; city, town and township courts may retain 25% and distribute the remainder to the State General Fund. The 25% retained by the city and town courts is used to fund court operations. The 25% retained by a township court is deposited in the Township General Fund.
Public Defense Administration Fee	33-37-5-21.2; 33-37-1-1; 33-34-8-1(a)(9); 33-34-8-3(b)(1)(B); 33-37-4-1(b)(15); 33-37-4-2(b)(11); 33-37-4-3(b)(9); 33-37-4-4(b)(5); 33-37-4-6(b)(4); 33-37-4-7(b)(4); 33-37-7-2(h)(1); 33-37-7-8(g)(1)	\$5	Collected in all case types. Distributed to the State General Fund.

## Fees Charged Routinely in Criminal, Civil Violation (Infraction and Ordinance Violation), Deferral, and Pretrial Diversion Cases

Fee/Cost/Fine	Indiana Code Citation	Fee Amount	Assessment and Distribution Notes:
Adult Probation User and Administration Fees	35-38-2-1; 35-38-2-1.5; 9-30-9-9	Misdemeanor - Initial User's Fee \$50 or less; Monthly User's Fee \$10 - \$20; Administrative Fee \$50 Felony - Initial User's Fee \$25 - \$100; Monthly User's Fee \$15 - \$30; Administrative Fee \$100.	Assessed to adults convicted of a felony or misdemeanor and placed on probation. Court has option/discretion to require payment of the misdemeanor probation user and administrative fees but must impose felony probation user and administrative fees. A person placed on probation for more than one crime may be required to pay more than one initial probation user's fee; but he/she cannot be required to pay more than one monthly probation user's fee. A court may order a person to pay probation user fees that exceed the statutory maximums if that person was placed on probation in another state and moved or transferred to Indiana; the other state allows a higher probation user's fee than Indiana's maximum, and the probation user's fees the Indiana court orders the person to pay does not exceed the maximum amount allowed in the other state. Distributed to County Supplemental Adult Probation Services Fund; but, if these fees are collected by the clerk of a city or town court or the probation department of a city or town and the city or town has an adult probation services program, then the fees are transferred to the fiscal officer for deposit to the Local Supplemental Adult Probation Services Fund. The clerk collecting these fees may keep up to 3% of the fee amount to defray the administrative costs of collecting the fee. This 3% is deposited in the Clerk Record Perpetuation Fund. The clerk may also be asked to transfer an additional 3% of this fee to the County or Local General Fund depending upon the requesting fiscal officer.
Alcohol Abuse Deterrent Program Fee and Medical Fee	33-37-5-11; 9-30-9	Alcohol abuse deterrent program fee may not exceed \$400; Medical fee may not exceed \$150.	The probation department shall collect an alcohol abuse deterrent program fee and a medical fee set by the court under Indiana Code 9-30-9-8 in actions in a court in a county that has established a program under Indiana Code 9-30-9 (Circuit Court Alcohol Abuse Deterrent Programs). The probation department shall deposit these fees into the Supplemental Adult Probation Services Fund. Monies in a Supplemental Probation Services Fund may be used only to supplement probation services and to supplement salaries for probation officers and may not be used to replace other funding of probation services. See Indiana Code 35-38-2-1(h).
Alcohol and Drug Countermeasures Fee (previously the Countermeasures Fee)	9-30-5; 33-37-5-10; 33-37-4-1(b)(6); 33-37-7-2(b)(2); 33-37-7-2(c)(2); 33-37-4-2(b)(4); 33-37-4-3(b)(5); 5-2-11; 33-37-9-4; 9-27-2-11; 9-21-8-50; 9-21-8-52; 7.1-5-1-3; 7.1-5-1-6	\$200	The clerk shall collect an Alcohol and Drug Countermeasures Fee in each action in which a person found to have committed an OVWI offense or a person who has been adjudicated a delinquent for an act that would be an OVWI if committed by an adult AND the person's driving privileges are suspended by the court or the BMV as a result of the finding. This fee is also charged as a part of some plea agreements involving OVWI offenses.

Fee/Cost/Fine	Indiana Code Citation	Fee Amount	Assessment and Distribution Notes:
			25% is deposited in the State User Fee Fund and 75% is deposited in the County Drug Fee Community Fund. The county auditor administers this fund. Each year the county fiscal body appropriates from the fund amounts allocated by the county legislative body for the use of persons, organizations, agencies, and political subdivisions to carry out recommended actions by the local coordinating council and approved by the Commission for a Drug Fee Indiana. See Indiana Code 5-2-11-5.
Alcohol and Drug Services Program Fee	33-37-5-8(b); 12-23-14-16; 33-37-8-5(b)(4); 33-37-8-3(b)(2); 33-37-4-1(b)(3); 33-37-4-2(b)(2)	Set by court rule and may not exceed \$400.	This fee is collected in criminal, infraction, and ordinance violation cases in a county that has established an alcohol and drug services program. The fee is collected by a schedule adopted by the court (including city and town courts). Deposited into the County or Local User Fee Fund depending on court collecting. Upon receipt of monthly claims submitted under oath to the fiscal body by the Alcohol and Drug Services Program, the fiscal body shall appropriate the amount collected to the Alcohol and Drug Services Program.
Bail Bond Fee	35-33-8-3.2(d)	\$5	Collected on all admissions to bail on a surety, property, or cash deposit bond. Distributed to Public Employees Retirement Fund.
Bond Administration Fee	35-33-8-3.2(a)(2)	10% of the value of the cash bond or \$50 whichever is less.	This is an administrative fee charged by the clerk when a defendant executes a cash bond. This fee may be retained regardless of the disposition of the case. Deposited in the County or Local General Fund depending on the court collecting.
Child Abuse Prevention Fee	33-37-5-12; 33-37-4-1(b)(7); 33-37-7-2(b)(3)	\$100	Assessed against a defendant who is found guilty of certain criminal offenses against the person (listed in Indiana Code 33-37-5-12(1)) and the victim is less than 18 years of age. As of 7/1/2012, 100% of the fee is deposited to the State User Fee Fund.
Child Restraint System Violation Fine	9-19-11	Varies	Judgments collected for violations of Indiana Code 9-19-11 Passenger Restraint Systems for Children. Distributed to the State Child Restraint System Account established within the State General Fund.
Civil Penalties for Local Ordinance Violations	34-28-5-4(e); 34-28-5-1(i); 36-1-3-8	Varies	These are judgments for local ordinance violations. Deposited to the County or Local General Fund depending on whether the ordinance is countywide or a city/town ordinance.

Fee/Cost/Fine	Indiana Code Citation	Fee Amount	Assessment and Distribution Notes:
Deferral Program Fee (assessed in deferral programs for infractions and ordinance violations)	34-28-5-1(g); 34-28-5-1(h); 33-37-4-2(c)(3); 33-37-4-2(e); 33-37-7-2(a); 33-37-7-8(a); 33-37-8-3(b)(4); 33-37-8-5(b)(6); 33-37-8-5(c); 4-6-12-9; 33-37-8-4(b); 33-37-8-6(b)	The initial user's fee may not exceed \$52 and the monthly fee may not exceed \$10. The monthly fee is charged each month the defendant remains in the deferral program.	This fee is assessed in lieu of standard court costs and judgments when the county prosecutor or municipal attorney has established a deferral program for infractions and ordinance violations. The defendant may be charged an initial user's fee and a monthly user's fee. The initial and monthly user's fees are collectively referred to as the Deferral Program Fee. In addition, if the action involves a moving traffic violation, the defendant is also assessed a court cost of \$70. The court must assess the \$5 Automated Record Keeping Fee in all deferral program cases. Deferral programs are not available to offenses under Indiana Code 9-24-6 involving the operation of a commercial motor vehicle. The Deferral Program Fee (initial and monthly user's fees) is deposited in the County or City/Town User Fee Fund depending on the court collecting. The county auditor is directed to deposit \$2 of each Deferral Program Fee to the Jury Pay Fund. Funds derived from a deferral or pretrial diversion program may be disbursed only by the adoption of an ordinance appropriating the finds for the specific purposes defined in Indiana Code 33-37-8-4(b) and these funds may only be used in accordance with guidelines adopted by the prosecuting attorneys' council under Indiana Code 33-39-8-5.
Deferred Prosecution Fee (assessed in pretrial diversion programs for misdemeanors, level 6 and level 5 felonies see 33-39-1-8)	33-37-5-17; 33-39-1-8; 33-37-7-2(a)(7); 33-37-7-4(a)(7); 33-37-7-6(a)(7); 33-37-7-8(a)(5), (b)(5), and (c)(5); 33-39-1-8(d); 33-39-1-8(h); 33-37-4-1(b)(10)	\$120	This fee is assessed in lieu of standard court costs when the county prosecutor or municipal attorney has established a pretrial diversion program for misdemeanors. The defendant must be charged a mandatory Deferred Prosecution Fee of \$120. The defendant must also be charged the Automated Record Keeping Fee and may be assessed Pretrial Diversion Program Fees. The Deferred Prosecution Fee is distributed to the State/County/Local General Funds in the following percentages 70%, 27%, 3% if assessed in a circuit or superior court or 55%, 20%, 25% if assessed in a city/town court.
DNA Sample Processing Fee	33-37-5-26.2; 33-37-7-2(h)(3); 33-37-4-1(b)(19); 33-37-4-2(b)(15); 33-37-7-8(g)(2); 33-37-7-9(b)(9); 10-13-6-9.5	\$3	Collected from anyone convicted of a felony or misdemeanor, found to have committed an infraction, ordinance violation, or required to pay a Pretrial Diversion Fee. Distributed to State General Fund for deposit to the DNA Sample Processing Fund.
Domestic Violence Prevention and Treatment Fee	33-37-5-13; 33-37-7-2(b)(4); 33-37-4-1(b)(8)	\$50	Collected in criminal actions in which the defendant is found guilty of murder, causing suicide, voluntary manslaughter, reckless homicide, battery/domestic battery, strangulation, or rape and the victim is the defendant's spouse, former spouse, living as if the defendant's spouse, or if the victim has a child in common with the defendant. This fee is sometimes referred to as the "Family Violence Fee". Distributed to State User Fee Fund.



Fee/Cost/Fine	Indiana Code Citation	Fee Amount	Assessment and Distribution Notes:
Drug Abuse, Prosecution, Interdiction, and Correction Fee	35-48-4; 33-37-4-1(b)(5); 33-37-5-9; 33-37-7-2(b)(1); 33-37-7-2(c)(1); 5-2-11-2; 35-48-4	At least \$200 but not more than \$1,000.	All courts, including city/town courts, must assess this fee of at least \$200 but not more than \$1,000 against a person convicted of a controlled substance offense. The court must consider the person's ability to pay when determining the amount of the fee. 25% is deposited in the State User Fee Fund and 75% is deposited in the County Drug Free Community Fund. The county auditor administers this fund. Each year the county fiscal body appropriates from the fund amounts allocated by the county legislative body for the use of persons, organizations, agencies, and political subdivisions to carry out recommended actions by the local coordinating council and approved by the Commission for a Drug Fee Indiana. See Indiana Code 5-2-11-5.
Emergency Medical Services Restitution Fee	9-30-5-17; 16-31-8	Not to exceed \$1,000.	Assessed in felony/misdemeanor convictions under Indiana Code 9-30-5 (OVWI). For emergency medical services necessitated due to the offense. Distributed to the Emergency Medical Services Restitution Fund.
Fines and Forfeitures	Indiana Constitution Article 8 section 2	Varies	Fines and forfeitures are assessed in criminal convictions. All fines and forfeitures are deposited in the State Common School Fund.
Highway Worksite Zone Fee	33-37-5-14; 33-37-7-2(b)(5); 33-37-4-1(b)(9); 33-37-4-2(b)(5); 33-37-7-8(d)(3); 9-21-5-2; 9-21-5-3; 9-21-8-7.5	\$0.50 or \$25.50	The clerk must collect a fifty-cent Highway Work Zone Fee in each traffic offense, including traffic infractions, misdemeanors, and ordinance violations. If the offense involves exceeding a worksite speed limit or failure to merge properly in the work zone AND the judge orders to the clerk to collect the fee for exceeding a worksite speed limit or failure to merge, the fee is \$25.50. Distributed to State User Fee Fund.
Infraction Judgment Collections	34-28-5-5(c); 34-28-5-4(h); 34-28-5-5(e)	Varies	Judgments collected for cases in which a defendant is found to have committed an infraction that has statewide applicability. In most cases these funds are deposited in the State General Fund but there are exceptions such as worksite speed limit judgments, child restraint violations and youth tobacco civil penalties. Marion County must deposit infraction judgment collections for traffic violations in a dedicated non-reverting county fund used to pay county commissioners appointed under I.C. 33-33-49 and for Marion County's guardian ad litem program.
Jury Fee	33-37-5-19; 33-37-4-2(b)(7); 33-37-8-5(b)(7); 33-37-8-8; 33-37-11-2	\$2	Collected in each action in which a defendant is found to have committed a crime, violated a statute defining an infraction, or violated an ordinance of a municipal corporation. City courts can conduct jury trials and should collect the jury fee. Distributed to the County User Fee Fund. If the clerk certifies to a county fiscal body the amount of jury fees collected, the county fiscal body will direct the auditor to transfer the amount to the Jury Pay Fund.
Late Surrender Fee	27-10-2-12(c) and (i); 36-8-10-12; 35-33-14-5	The fee amount is based on the number of days it takes for bail	When a bonded defendant fails to appear, a late surrender fee based on a percentage of the value of the bond is assessed against the bail agent/surety.

Fee/Cost/Fine	Indiana Code Citation	Fee Amount	Assessment and Distribution Notes:
		agent/surety to comply with the court order to surrender defendant to the court.	50% is deposited in the Police Pension Trust Fund and 50% is deposited in the County Extradition Fund.
Law Enforcement Continuing Education Program Fee	33-37-5-8(c); 33-37-4-1(b)(4) and (d)(4); 33-37-4-2(b)(3) and (c)(2); 33-37-8-3(b)(3); 33-37-8-5(b)(5)	\$4	This fee is charged in each action where a defendant is found to have committed a crime, violated a statute defining an infraction, or violated an ordinance of a municipal corporation. This fee is deposited in the County or Local User Fee Fund depending on the court collecting. The county or local law enforcement agency may submit claims containing verified statement of cause numbers for fees collected attributable to the law enforcement efforts of that agency. These statements are submitted to the county or local fiscal body. Funds are ultimately deposited into the county or local Law Enforcement Continuing Education Fund. This fund may only be used for the purposes stated in Indiana Code 5-2-8-1 or Indiana Code 5-2-8-2.
Marijuana Eradication Program Fee	33-37-5-7; 35-48-4; 15-16-7-8; 33-37-8-5(b)(3)	Up to \$300.	This fee may be assessed by the court in any conviction relating to a controlled substance in a county with a Weed Control Board. This fee is deposited in the County User Fee Fund. Upon receipt of monthly claims submitted under oath to the fiscal body by the Weed Control Board, the fiscal body shall appropriate the amount collected to the Marijuana Eradication Program.
Pretrial Diversion Program Fee (assessed in pretrial diversion programs for misdemeanors, level 6 and level 5 felonies see 33-39-1-8(d)(1))	33-39-1-8(d); 33-39-1-8(h); 33-37-4-1(c); 33-37-4-1(d); 33-37-8-3(b)(1); 33-37-8-5(b)(1); 33-37-8-6(b); 33-37-8-7; 33-37-8-4(b); 33-37-8-6(b); 33-37-4-1(b)(10); 33-37-7-2(a); 33-37-7-8; 33-37-5-17; 33-37-4(a)(7); 33-37-7-6(a)(7); 33-37-4-2(b)(6)	\$50 initial user's fee for a misdemeanor and \$75 initial user's fee for a felony and \$20 monthly user's fee. May also assess any additional program fee or cost that is reasonably related to the person's rehabilitation and approved by the court.	This fee may be assessed as part of a pretrial diversion program established by the county prosecutor or municipal attorney. The Pretrial Diversion Fee consists of a \$50 initial user's fee for a misdemeanor and \$75 initial user's fee for a felony and a \$20 monthly fee. The monthly fee is assessed for each month the accused remains in the pretrial diversion program and may not be collected beyond the max length of the possible sentence. The initial user's fee and monthly user's fee are collectively referred to as the Pretrial Diversion Fee (see IC 33-37-4-1(c)). These fees may be waived by the prosecutor/municipal attorney. The court must assess the Deferred Prosecution Fee and the Automated Recordkeeping Fee in pretrial diversion cases. Deposited in the County or Local User Fee Fund depending on the court collecting. Pretrial Diversion Fees deposited in the County User Fee Fund may ultimately be deposited in a County Pretrial Diversion Program Fund if one has been established. Funds derived from a deferral or pretrial diversion program may be disbursed only by the adoption of an ordinance appropriating the funds for the specific purposes defined in Indiana Code 33-37-8-4(b) and these funds may only be used in accordance with guidelines adopted by the prosecuting attorneys' council under Indiana Code 33-39-8-5.

Fee/Cost/Fine	Indiana Code Citation	Fee Amount	Assessment and Distribution Notes:
Pretrial Services Fees	35-33-8-3.3	Initial: \$25 to \$100; monthly: \$15 to \$30; administrative: \$100.	Collected if the defendant has a prior unrelated conviction for any offense, is charged with a new offense, and is placed under the supervision of a probation officer or pretrial services agency. Defendant must have the ability to pay and the court finds by clear and convincing evidence that the supervision is necessary to ensure the defendant's appearance in court or the physical safety of the community or another person. The clerk may retain no more than 3% of this fee to defray the administrative costs of collecting this fee. The clerk's portion is distributed to the county auditor for deposit in the County General Fund. The remainder of the fee is deposited 50% to County Supplemental Adult Probation Services Fund and 50% to County Supplemental Public Defender Services Fund.
Problem-Solving Court Fee	33-37-5-24; 33-23-16-23; 33-37-8-5(b)(8)	Administration Fee not to exceed \$100; Monthly Fee not to exceed \$50.	This fee consists of the monthly fee, the administration fee and any fees for Problem-solving court services adopted by local court rule. The monthly fee can vary by court provided the fee does not exceed the \$50 monthly maximum set by the Indiana Problem-solving Courts Committee. The administration fee may not exceed \$100 for initial Problem-solving court services. Problem-solving courts may also adopt fees for other Problem-solving court services such as chemical testing fees or transfer fees, by local rule provided these local fees are consistent with the range of fees established by the Board of Directors of the Judicial Conference of Indiana. Distributed to County User Fee Fund to be used to fund Problem-solving court services under Indiana Code 33-23-16.
Reimbursement of Incarceration Costs	35-50-5-4; 36-2-13-15; 36-2-13-16	The lesser of \$30 per day or the per diem calculated by the auditor.	If a county has enacted an ordinance under Indiana Code 36-2-13-15, this fee may be ordered if a person is sentenced for a felony or misdemeanor and detained in a county jail for more than 72 hours. This fee may not be assessed if the defendant is a member of a family that makes less than 150% of the federal income poverty level or if the defendant has been detained as a child subject to the jurisdiction of the juvenile court. Distributed to the Non-Reverting County Prisoner Reimbursement Fund.
Reimbursements to County or Municipality for Public Defense Expenditures	33-40-3-1, 35-33-7-6; 33-40-3-10; 33-40-3-6; 33-37-2-3; 35-33-8-3.2	Reimbursement cannot exceed the amount expended for public defense for that defendant.	At the initial hearing, after the defendant is declared indigent but able to pay costs of representation, the court shall order the defendant to pay a fee of \$100 for a felony or \$50 for a misdemeanor. A court is not prohibited from imposing the fee at other stages in the proceeding. See Indiana Code 35-33-7-6. If the court finds a convicted person is not indigent, it shall order the person to pay the entire amount of costs at the time sentence is pronounced, at some later date, or the person may be ordered to pay specified parts of the costs at designated intervals. The court may suspend payment of costs until the convicted person has completed all or part of the sentence. If the court suspends payment of costs, it must conduct an indigency hearing at the time costs are due. See Indiana Code 33-37-2-3. The court can deduct fines, costs, fees,

Fee/Cost/Fine	Indiana Code Citation	Fee Amount	Assessment and Distribution Notes:
			<p>and restitution upon conviction, and the publicly paid costs of representation regardless of conviction from cash bonds or the cash deposit on a surety bond (but not bail bonds or real estate bonds), provided the defendant or each person who makes a deposit on behalf of the defendant executes an agreement to the attachment of the bond upon disposition of the case. Any amount remaining after payment of these costs is remitted to the defendant or person who made the deposit on behalf of the defendant. Indiana Code 35-33-8-3.2.</p> <p>All statutes that require a defendant to reimburse a county for public defense expenditures require the clerk to deposit the monies received to the Supplemental Public Defender Services Fund. All courts, other than city courts in Lake County, must deposit these funds to the County Supplemental Public Defender Services Fund. See Indiana Code 33-40-3-1. Although a city court may have provided for an indigent defendant's representation out of its own budget, all city courts, other than those in Lake County, must collect and deposit the fee assessed under Indiana Code 35-33-7-6 and all other reimbursements for public defense expenses to the County Supplemental Public Defender Services Fund. Only Lake County city courts are authorized by statute to have Local Supplemental Public Defender Services Funds. See Indiana Code 33-40-3-10.</p>
Reimbursements to Department of Natural Resources	14-8-2-318; 14-22-40-7; 14-22-40-8; 33-37-5-16(3); 14-22-3-3(1); 14-22-3-4	Amounts are set by statute and range from \$20 to \$1,000.	<p>Three statutes (Indiana Code 14-22-38-4 Unlawful taking or unlawful sale of deer or wild turkey; Indiana Code 14-22-38-5 Unlawful taking of other wild animals; Indiana Code 14-22-40-6 Unlawful shooting at law enforcement decoys) require a court to collect reimbursement for the DNR.</p> <p>Distributed to the DNR funds established under Indiana Code 14-22.</p>
Safe Schools Fee	33-37-5-18; 33-37-7-2(b)(6); 33-37-7-8(d)(4)	\$200 to \$1,000 based on the defendant's ability to pay.	In each criminal action in which a person is convicted of an offense in which the possession or use of a firearm was an element of the offense, the court must assess a Safe Schools Fee. Distributed to State User Fee Fund.
Sexual Assault Victims Assistance Fee	33-37-5-23; 5-2-6-23(j); 33-37-4-1(b)(14); 33-37-7-2(e)	Effective July 1, 2014 the fee is \$500 to \$5,000.	<p>Collected on convictions of rape, criminal deviate conduct, child molesting, child exploitation, vicarious sexual gratification, child solicitation, child seduction, sexual battery, sexual misconduct with a minor as a Class A or Class B felony, or incest.</p> <p>Distributed to the Sexual Assault Victims Assistance Account within the State General Fund.</p>
Special Death Benefit Fee	35-33-8-3.2(a), (d), and (e); 5-10-10-5(a)	\$5	<p>Collected by the clerk or sheriff at the time bail is collected. This fee is forwarded to the county auditor for further remittance to the Special Death Benefit Fund managed by the trustees of the Public Employees' Retirement Fund.</p> <p>This fee is in addition to the administrative fee authorized by IC 35-33-8-3.2(a)(2)</p>

Fee/Cost/Fine	Indiana Code Citation	Fee Amount	Assessment and Distribution Notes:
Vehicle License Judgments (Overweight vehicle cases)	9-20-18-12(f); 33-37-5-16(2)	Varies	Infraction judgments in overweight vehicle cases. Distributed to the State Highway Fund.
Worksite Speed Limit Judgments	9-21-5-11; 8-23-2-15(b)	Judgments range from \$300 to \$1,000 depending on whether the person charged with the infraction violation has committed prior infractions of violating a speed limit within the previous three years.	The Indiana Department of Transportation, the Indiana Finance Authority, or a local authority may establish temporary maximum speed limits in their respective jurisdictions and in the vicinity of a worksite. These temporary speed limits must be at least 10 mph below the maximum established speed limit, cannot exceed 45 mph and may only be enforced if workers are present in the immediate vicinity of the worksite or if the establishing authority determines the safety of the traveling public requires enforcement. The establishing authority shall post signs notifying the traveling public of the temporary maximum speed limits. The funds collected as judgments for the infraction of violating a worksite speed limit are transferred to the Indiana Department of Transportation to hire off-duty police officers to patrol highway work zones.
Youth Tobacco Civil Penalty	7.1-3-18.5-6(d); 7.1-3-18.5-7; 7.1-6-2-6; 7.1-6-2-8; 24-3-5-5; 24-3-5-8; 35-46-1-10; 35-46-1-10.2; 35-46-1-11.5; 35-46-1-11.7; 35-46-1-11.8	Varies	Civil penalty assessed most often for sale of tobacco to minors but there are other situations in which this penalty is assessed. The clerk distributes these funds to the state auditor for deposit to the Richard D. Doyle Youth Tobacco Education and Enforcement Fund.

## Fees Charged in Civil, Small Claims, Juvenile, and Probate Cases

Fee/Cost/Fine	Indiana Code Citation	Fee Amount	Assessment and Distribution Notes:
Alternative Dispute Resolution Fee (ADR Fee)	33-23-6-1; 33-26-6-2	\$20	Collected in each legal separation, paternity, or dissolution of marriage action filed under Indiana Code 31 in counties participating in the Alternative Dispute Resolution Plan authorized by the Judicial Conference of Indiana. Distributed to the county Alternative Dispute Resolution Fund.
Civil Action Service Fee	33-37-5-28(b)(1); 33-37-7-2(j); 33-37-4-4(b)(9)	\$10 for each additional defendant added after the first named defendant in the case.	The plaintiff in a civil action pays this fee when other civil costs are paid, if applicable. When defendants file cross-complaints and name additional defendants (including third-party defendants) beyond the original plaintiff, the defendant/cross-claimant is also charged the Civil Action Service Fee. This fee is not collected when service is made by publication in accordance with Indiana Trial Rule 4.13. Distributed to County General Fund or Local General Fund depending on court collecting.
Civil Garnishee Defendant Service Fee	33-37-5-28(b)(3); 33-37-5-28(b)(4); 33-37-4-4(b)(10); 33-37-7-2(k)	\$10 per additional garnishee added in excess of three garnishees.	Collected from the party filing the civil action for each garnishee named in excess of three garnishees. When a garnishee is added in excess of three garnishees, this fee is collected from the party adding the additional garnishee(s). This fee is not collected when service is made in accordance with Indiana Trial Rule 4.13. Distributed to County General Fund or Local General Fund depending on court collecting.
Guardian Ad Litem/Court Appointed Special Advocate (GAL/CASA) User Fee in Dissolution or Legal Separation Actions	31-15-6-10; 31-15-6-11; 31-17-6-9	No amount specified by statute.	Court may order either or both parents of a child for whom a GAL/CASA is appointed in a dissolution or legal separation action to pay this user fee. The court may order this fee paid to the clerk or directly to the GAL or CASA program that provided the services or to the individual or attorney GAL that provided the services. If this fee is paid to the clerk, it is deposited in the county GAL or County CASA fund. The fiscal body of the county appropriates money from these funds to a court having jurisdiction over custody actions for the court's use in providing GAL/CASA services including the costs of representation.
Guardian Ad Litem/Court Appointed Special Advocate (GAL/CASA) User Fee in Juvenile Actions	31-40-3-1; 31-40-3-2	Not to exceed \$100.	The Juvenile division of the trial court may order the parent or estate of a child for whom guardian ad litem or a CASA is appointed to pay up to \$100 for the service. The money is paid to the county probation department which deposits the fee to either the County GAL or County CASA fund, depending upon the appointment. The fiscal body of the county appropriates money from these funds to county juvenile courts allowing them to provide GAL/CASA services.
Informal Adjustment Program Fee	31-37-9-9; 31-37-9-10; 33-37-8-5(b)(2)	A monthly fee of at least \$5 but no more than \$15.	Assessed in lieu of juvenile court costs for each month a child participates in a Program of Informal Adjustment.

Fee/Cost/Fine	Indiana Code Citation	Fee Amount	Assessment and Distribution Notes:
			Collected by the probation department and transferred to the county auditor for deposit to County User Fee Fund.
Juvenile Probation User's Fees	31-40-2-1; 31-40-2-1.5; 31-40-2-1.7	Initial User's Fee \$25 - \$100; Monthly User's Fee \$10 - \$25 per month; Administrative Fee \$100.	A court may order a juvenile and/or the parent of a juvenile who is placed on supervision to pay an initial user fee from \$25 to \$100 and a monthly user fee from \$10 to \$25. If a delinquent child is supervised, the administrative fee is \$100, which is collected before the other probation user fees. A delinquent child placed on probation for more than one delinquent act may be required to pay more than one initial probation user's fee; however, he/she cannot be required to pay more than one monthly probation user's fee. A court may order a person to pay probation user fees that exceed the statutory maximums if that person was placed on probation in another state and moved or transferred to Indiana, the other state allows a higher probation user's fee than Indiana's maximum, and the probation user's fees the Indiana court orders the person to pay does not exceed the maximum amount allowed in the other state. A probation department may petition a court to impose or increase a probation user's fee if the financial ability of the supervised person changes while on probation. These fees are deposited in the County Supplemental Juvenile Probation Services Fund. The clerk may keep up to 3% to defray administrative costs (deposited in the Clerk Record Perpetuation Fund). The clerk may also be asked to transfer an additional 3% of the Probation User Fee to the County, City or Town General Fund depending upon the requesting fiscal officer.
<i>Pro Bono</i> Services Fee	33-37-5-31; 33-34-8-1(a)(13); 33-34-8-3(b)(1)(F); 33-37-4-4(b)(12); 33-37-4-6(b)(8); 33-37-4-7(b)(8); 33-37-7-2(n); 33-37-7-8(j)	\$1	Effective July 1, 2012, and ending June 30, 2022, this fee is collected in each civil action, small claims action, and probate action that requires payment of filing fees/costs Distributed semiannually to the State Auditor for further distribution to the Indiana Bar Foundation to be used by the foundation to assist or establish approved <i>pro bono</i> legal services programs.
Service of Process Fee	33-37-5-15(a); 36-8-10-12; 33-37-5-15(d)	\$25	Collected from the person requesting service of a writ, an order, a process, a notice, a tax warrant, or any other paper by sheriff. May only be collected one time per case for the duration of the case, but the sheriff can collect one additional service of process fee of \$25 per case for any post judgment service. Collected by the sheriff. The sheriff distributes this fee to the county auditor for deposit in the County Pension Trust or County General Fund if there is no County Pension Trust.
Service of Process Fee (civil actions filed outside of Indiana)	33-37-5-15(b); 36-8-10-12; 33-37-5-15(d)	\$60	Collected from the person requesting service by sheriff in Indiana of a writ, order, process, notice, tax warrant, or any other paper for a civil action filed outside of Indiana. This fee may only be

Fee/Cost/Fine	Indiana Code Citation	Fee Amount	Assessment and Distribution Notes:
			collected one time per case for the duration of the case and is usually collected by the sheriff. The sheriff distributes this fee to the county auditor for deposit in the County Pension Trust or County General Fund if there is no County Pension Trust.
Small Claims Garnishee Defendant Service Fee	33-37-4-6(a)(1)(C); 33-37-4-6(a)(3); 33-37-7-2(g)(2); 33-37-7-8(f)(3); 33-35-3-9(c)	\$10 per additional garnishee added in excess of three garnishees.	Collected from the party filing the small claims action for each garnishee named in excess of three garnishees. When a garnishee is added in excess of three garnishees, this fee is collected from the party adding the additional garnishee(s). Depending on court collecting, this fee is distributed to County or Local General Fund.
Small Claims Service Fee	33-37-4-6(a)(1)(B); 33-37-4-6(a)(2); 33-37-7-2(g)(1); 33-37-7-8(f)(2); 33-35-3-9(c)	\$10 for each additional party added after the first named defendant in the case.	The plaintiff in a small claims action pays this fee when other civil costs are paid. Depending on court collecting, this fee is distributed to County or Local General Fund.
Support and Maintenance Fee	33-37-5-6; 31-16-21-1; 33-37-4-4(b)(2); 33-37-7-2(f)	\$55 for the calendar year.	Applies to any action in which a final court order requires a person to pay support or maintenance payments through the clerk or the State Central Collection Unit. The clerk may not deduct this fee from a support or maintenance payment. Fees collected in non-Title IV-D child support cases are distributed to the county auditor. Fees from Title IV-D cases are distributed as follows: the designated percentage share that is reimbursable to the county at the federal financial participation rate is delivered to the county auditor; money not reimbursable to the county shall be delivered to the Office of the Secretary of Family and Social Services. The fee goes to the County General Fund if collected by the county clerk, or the State General Fund if collected by the State Central Collection Unit.



## Other Sources of Revenue

Fee/Cost/Fine	Indiana Code Citation	Fee Amount	Assessment and Distribution Notes:
Document Fee	33-37-5-1; 33-37-5-3; 33-37-5-4; 33-37-5-5	Not more than \$1 per page to prepare a transcript or copy of any record; \$1 per certificate; \$3 to record transcript of judgment.	Several different document fees may be assessed. A document fee may be charged for preparing a transcript or a copy of any record; to authenticate (certify under seal) a copy of any record, paper, or transcript; or to prepare/record a transcript of any judgment to become a lien on real estate. Any document fee collected for preparing a transcript or copy of any record should be deposited in the Clerk's Record Perpetuation Fund IC 33-37-5-2(a)(6). All other document fees should be deposited to County or Local General Fund depending on collecting court.
Interstate Probation Transfer Fee	11-13-4.5-4	\$125	An Indiana offender or delinquent child on probation or parole who applies to be transferred out of state under the Interstate Compact for Adult Offender Supervision or Interstate Compact for Juveniles must pay a fee of \$125 to the county probation department (if on probation) or the Department of Correction (if on parole). The fees collected by probation shall be transferred to the county treasurer who will deposit 50% in the County Offender Transportation Fund. The remaining 50% shall be transmitted to the Indiana Judicial Center for deposit in the State General Fund to be used to cover the cost of administering the Interstate Compact for Adult Offender Supervision and the Interstate Compact for Juveniles. The fees collected by the Department of Correction shall be deposited in the State General Fund to be used to cover the cost of administering the Interstate Compact for Adult Offender Supervision and the Interstate Compact for Juveniles.
Intra-state Probation Transfer Fee	Indiana Rules of Criminal Procedure 2.3(D)	\$75	A probationer who applies to have supervision transferred from one county to another within the State of Indiana pays a \$75 transfer fee to the receiving court. The receiving court may waive this fee if the offender is indigent. This fee is deposited in the receiving county's Supplemental Adult Probation Services Fund.
Late Payment Fee	33-37-5-22; 33-34-8-1; 33-37-4-1(b)(13); 33-37-4-2(b)(10); 33-37-4-3(b)(8); 33-37-5-2(a)(3); 33-37-7-2(d); 33-37-7-8(f)(1)	\$25	This fee is imposed if a defendant, convicted of a criminal action, ordinance violation, infraction (including unlawfully parking in a space reserved for a person with a physical disability), or delinquent act, fails to pay the costs, fines, or civil penalties to the clerk by the deadline set by the court. A court can suspend the late payment fee if the court finds good cause for failure to make timely payment of the fee. This fee of \$25 must be adopted by local rule. Deposited in the County or Local General Fund depending on the collecting court; however, if the fee is collected by the circuit court, a local ordinance may provide 40% of late fees will be deposited in the Clerk Record Perpetuation Fund and 60% in the County General Fund. If this fee is collected by a Marion

Fee/Cost/Fine	Indiana Code Citation	Fee Amount	Assessment and Distribution Notes:
			County Small Claims Court, distribution is to the township trustee.

## Marion County Small Claims Court Revenue References

The nine Marion County Small Claims Courts submit the same Reports on Court Revenue as the Circuit, Superior, Probate, and City and Town Courts; however, there are some fees collected that are designated for Marion County Small Claims Courts only. The following table references the additional fees collected:

Fee/Cost/Fine	Indiana Code Citation	Fee Amount	Assessment and Distribution Notes:
Court Costs for Marion County Township Courts	33-34-8-1(a)(1); 33-34-8-1(b); 33-34-8-3; 33-37-4-2	\$37	A township docket fee of \$5 plus 45% of the court costs fee from Indiana Code 33-37-4-2 for an infraction/ordinance violation case (currently \$70) rounded up to the nearest whole dollar. Distributed to township trustee monthly.
Redocketing Fee (Marion County Township Courts only)	33-34-8-1(a)(5); 33-34-8-3(a)	\$5	This fee is assessed if a claimant seeks to have a previously closed or dismissed case reopened for a resolution. Distributed to township trustee monthly.
Service of Process Fee (Marion County Township Courts)	33-34-8-1(a)(2); or 33-34-8-1(a)(3); 33-34-6-4(b)(5); 33-34-6-4(b)(6); 33-34-6-4(b)(7)	\$13 for service by certified mail or \$13 for personal service.	The plaintiff in a small claims action in a Marion County Township Court may choose service by certified mail or personal service and will only be charged one \$13 service fee. This fee is distributed to the constable or bailiff who executed service.

# Filing Fees

## Filing Fees/Costs by Case Type Collected by the Clerk

### Criminal Cases

Fee Type	Indiana Code Citation	Fee Amount	Other Information
Criminal Costs Fee	IC 33-37-4-1	\$120.00	
Marijuana Eradication Program Fee	IC 33-37-5-7		(1)
Alcohol and Drug Services Program Fee	IC 33-37-5-8(b)		(2)
Law Enforcement Continuing Education Fee	IC 33-37-5-8(c)	\$4.00	
Drug Abuse, Prosecution, Interdiction, and Correction Fee	IC 33-37-5-9		(3)
Countermeasures Fee	IC 33-37-5-10		(4)
Child Abuse Prevention Fee	IC 33-37-5-12		(5)
Domestic Violence Prevention and Treatment Fee	IC 33-37-5-13		(6)
Highway Worksite Zone Fee	IC 33-37-5-14		(7)
Safe School Fee	IC 33-37-5-18		(8)
Jury Fee	IC 33-37-5-19	\$2.00	
Document Storage Fee	IC 33-37-5-20	\$5.00	
Automated Record Keeping Fee	IC 33-37-5-21	\$20.00	(9)
Late Payment Fee	IC 33-37-5-22		(10)
Sexual Assault Victims Assistance Fee	IC 33-37-5-23		(11)
Public Defense Administration Fee	IC 33-37-5-21.2	\$5.00	
Judicial Insurance Adjustment Fee	IC 33-37-5-25	\$1.00	
Judicial Salaries Fee	IC 33-37-5-26	\$20.00	(12)
DNA Sample Processing Fee	IC 33-37-5-26.2	\$3.00	(13)
Court Administration Fee	IC 33-37-5-27	\$5.00	
<b>Total Criminal Fees</b>		<b>\$185.00</b>	<b>(14)</b>

- (1) Collected only if the county has a program and there is a conviction under Indiana Code 35-48-4; fee may not exceed \$300.
- (2) Collected only if the county has a program; fee may not exceed \$400.
- (3) Collected only if there is a conviction under Indiana Code 35-48-4; fee range is \$200-\$1,000.
- (4) Collected only if conviction under Indiana Code 9-30-5 and driver's license suspension as a result; fee is \$200.
- (5) Collected only if conviction of specified offenses and victim is under 18; fee is \$100.
- (6) Collected only if conviction of specified offenses and relationship of parties; fee is \$50.
- (7) Collect \$.50 only if traffic offense or could be \$25.50 if exceeding worksite speed limit or failure to merge.
- (8) Collected only if conviction of offense in which use, or possession of a firearm is an element of the offense; fee range is \$200-\$1,000.
- (9) Increased from \$19 to \$20 on July 1, 2017.
- (10) Applies only if all conditions of the statute are met; fee is \$25.
- (11) Collected only if conviction of specified offenses; fee range is \$500 - \$5,000.
- (12) Increased from \$19 to \$20 on July 1, 2012.
- (13) Increased from \$2 to \$3 on July 1, 2017
- (14) Total is \$213 if office is collection the sheriff's service of process fee of \$28

## Juvenile Cases

Fee Type	Indiana Code Citation	Fee Amount	Other Information	
Juvenile Costs Fee	IC 33-37-4-3	\$120.00		
Marijuana Eradication Program Fee	IC 33-37-5-7	*		
Alcohol and Drug Services Program Fee	IC 33-37-5-8(b)	*		
Countermeasures Fee	IC 33-37-5-10	*		
Document Storage Fee	IC 33-37-5-20	\$5.00		
Automated Record Keeping Fee	IC 33-37-5-21	\$20.00	(1)	
Late Payment Fee	IC 33-37-5-22	*		
Public Defense Administration Fee	IC 33-37-5-21.2	\$5.00		
Judicial Insurance Adjustment Fee	IC 33-37-5-25	\$1.00		
Judicial Salaries Fee	IC 33-37-5-26	\$20.00	(2)	
Court Administration Fee	IC 33-37-5-27	\$5.00		
Alternative Dispute Resolution Fee	IC 33-23-6-1		(3)	
<b>Total Juvenile Fees</b>		<b>\$176.00</b>	<b>(4)</b>	<b>\$204</b>

\*See Footnotes to Criminal Cases chart on previous page for these fee types.

- (1) Increased from \$19 to \$20 on July 1, 2017.
- (2) Increased from \$19 to \$20 on July 1, 2012.
- (3) If the county has an approved plan from the Judicial Conference of Indiana, the Clerk shall collect from the party filing a petition for legal separation, paternity, or dissolution of marriage a fee of \$20.
- (4) Total is \$204 if office is collecting the sheriff's service of process fee of \$28.

## Civil Cases

Fee Type	Indiana Code Citation	Fee Amount	Other Information	
Civil Filing Fee	IC 33-37-4-4(a)	\$100.00		
Document Storage Fee	IC 33-37-5-20	\$5.00		
Automated Record Keeping Fee	IC 33-37-5-21	\$20.00	(1)	
Public Defense Administration Fee	IC 33-37-5-21.2	\$5.00		
Judicial Insurance Adjustment Fee	IC 33-37-5-25	\$1.00		
Judicial Salaries Fee	IC 33-37-5-26	\$20.00	(2)	
Court Administration Fee	IC 33-37-5-27	\$5.00		
Civil Action Service Fee	IC 33-37-5-28		(3)	
Additional Garnishee Defendants Service Fee	IC 33-37-5-28		(4)	
Alternative Dispute Resolution Fee	IC 33-23-6-1		(5)	
Pro Bono Services Fee	IC 33-37-5-31	\$1.00	(6)	
<b>Total Civil Fees</b>		<b>\$157.00</b>	<b>(7)</b>	<b>\$185.00</b>

- (1) Increased from \$19 to \$20 on July 1, 2017.
- (2) Increased to \$20 on July 1, 2012.
- (3) The Clerk shall collect from the party filing the civil action, a service fee of \$10 for each additional defendant named other than the first named defendant. The Clerk shall collect from any party adding a defendant, a service fee of \$10. This does not apply to an action in which the service is made by publication in accordance with Indiana Trial Rule 4.13.
- (4) Add a \$10 fee per garnishee defendant in excess of 3 whether named or added. This does not apply to an action in which the service is made by publication in accordance with Indiana Trial Rule 4.13.
- (5) If the county has an approved plan from the Judicial Conference of Indiana, the Clerk shall collect from the party filing a petition for legal separation, paternity, or dissolution of marriage a fee of \$20.
- (6) This fee is not court revenue as it is distributed to the Indiana Bar Foundation to be used to establish or assist approved *pro bono* legal services programs.
- (7) Total is \$185 if office is collecting the sheriff's service of process fee of \$28.

## Small Claims Cases [Except Marion County Small Claims (township) Courts]

Fee Type	Indiana Code Citation	Fee Amount	Other Information	
Small Claims Filing Fee	IC 33-37-4-6	\$35.00		
Small Claims Service Fee	IC 33-37-4-6	\$10.00	(1)	
Additional Small Claims Service Fee	IC 33-37-4-6	*		
Small Claims Garnishee Service Fee	IC 33-37-4-6		(2)	
Document Storage Fee	IC 33-37-5-20	\$5.00		
Automated Record Keeping Fee	IC 33-37-5-21	\$20.00	(3)	
Public Defense Administration Fee	IC 33-37-5-21.2	\$5.00		
Judicial Insurance Adjustment Fee	IC 33-37-5-25	\$1.00		
Judicial Salaries Fee	IC 33-37-5-26	\$15.00	(4)	
Court Administration Fee	IC 33-37-5-27	\$5.00		
<i>Pro Bono</i> Services Fee	IC 33-37-5-31	\$1.00	(5)	
<b>Total Small Claims Fees</b>		<b>\$97.00</b>	<b>(6)</b>	<b>\$125.00</b>

\*\$10 fee per defendant added to the action.

- (1) Fee is per defendant named and paid by the party filing the action.
- (2) Add a \$10 fee per garnishee defendant in excess of 3 whether named or added.
- (3) Increased from \$19 to \$20 on July 1, 2017.
- (4) Increased to \$15 on July 1, 2012.
- (5) This fee is not court revenue as it is distributed to the Indiana Bar Foundation to be used to establish or assist approved *pro bono* legal services programs.
- (6) Total is \$125 if office is collecting the sheriff's service of process fee of \$28.

## Probate Cases

Fee Type	Indiana Code Citation	Fee Amount	Other Information	
Probate Costs Fee	IC 33-37-4-7(a)	\$120.00		
Document Storage Fee	IC 33-37-5-20	\$5.00		
Automated Record Keeping Fee	IC 33-37-5-21	\$20.00	(1)	
Public Defense Administration Fee	IC 33-37-5-21.2	\$5.00		
Judicial Insurance Adjustment Fee	IC 33-37-5-25	\$1.00		
Judicial Salaries Fee	IC 33-37-5-26	\$20.00	(2)	
<i>Pro Bono</i> Services Fee	IC 33-37-5-31	\$1.00	(3)	
Court Administration Fee	IC 33-37-5-27	\$5.00		
<b>Total Probate Fees</b>		<b>\$177.00</b>	<b>(4)</b>	<b>\$205</b>

- (1) Increased from \$19 to \$20 on July 1, 2017.
- (2) Increased to \$20 on July 1, 2012.
- (3) This fee is not court revenue as it is distributed to the Indiana Bar Foundation to be used to establish or assist approved *pro bono* legal services programs.
- (4) Total is \$205 if office is collecting the sheriff's service of process fee of \$28.

## Small Claims Cases filed in Marion County Small Claims (township) Courts

Fee Type	Indiana Code Citation	Fee Amount	Other Information	
Small Claims Filing Fee + Township Docket Fee	IC 33-34-8-1(a)(1) and 33-34-8-1(b)	\$37.00		
Service of Process Fee (certified mail or personal service)	IC 33-34-8-1(a)(2) or 1(a)(3)	\$13.00	(1)	
Document Storage Fee	IC 33-37-5-20; 33-34-8-1(a)(6)	\$5.00		
Automated Record Keeping Fee	IC 33-37-5-21; 33-34-8-1(a)(7)	\$20.00	(2)	
Public Defense Administration Fee	IC 33-37-5-21.2; 33-34-8-1(a)(9)	\$5.00		
Judicial Insurance Adjustment Fee	IC 33-37-5-25; 33-34-8-1(a)(10)	\$1.00		
Judicial Salaries Fee	IC 33-37-5-26; 33-34-8-1(a)(11)	\$15.00	(3)	
Court Administration Fee	IC 33-37-5-27; 33-34-8-1(a)(12)	\$5.00		
<i>Pro Bono</i> Services Fee	IC 33-37-5-31; 33-34-8-1(a)(13)	\$1.00	(4)	
<b>Total Small Claims Fees</b>		<b>\$102.00</b>		

(1) The party filing the action may choose service by certified mail or personal service by township constable. Only one service fee is charged. This fee is not court revenue as it is distributed directly to the township constable.

(2) Increased from \$19 to \$20 on July 1, 2017.

(3) Increased to \$15 on July 1, 2012.

(4) This fee is not court revenue as it is distributed to the Indiana Bar Foundation to be used to establish or assist approved *pro bono* legal services programs.

## Infraction/Ordinance Violation Cases

Fee Type	Indiana Code Citation	Fee Amount	Other Information	
Infraction or Ordinance Violation Costs Fee	IC 33-37-4-2	\$70.00		
Alcohol and Drug Services Program Fee	IC 33-37-5-8(b)	*		
Law Enforcement Continuing Education Fee	IC 33-37-5-8(c)	\$4.00		
Countermeasures Fee	IC 33-37-5-10	*		
Highway Worksite Zone Fee	IC 33-37-5-14		(1)	
Jury Fee	IC 33-37-5-19	\$2.00		
Document Storage Fee	IC 33-37-5-20	\$5.00		
Automated Record Keeping Fee	IC 33-37-5-21	\$20.00	(2)	
Late Payment Fee	IC 33-37-5-22	*		
Public Defense Administration Fee	IC 33-37-5-21.2	\$5.00		
Judicial Insurance Adjustment Fee	IC 33-37-5-25	\$1.00		
Judicial Salaries Fee	IC 33-37-5-26	\$20.00	(3)	
DNA Sample Processing Fee	IC 33-37-5-26.2	\$3.00	(4)	
Court Administration Fee	IC 33-37-5-27	\$5.00		
<b>Total Infraction/Ordinance Violations Fees</b>		<b>\$135.00</b>	(5)	<b>\$163</b>

\*Judge determines if this fee is to be collected and the amount of the fee.

(1) Collect \$.50 only if traffic offense and could be \$25.50 if exceeding the worksite speed limit or failure to merge.

(2) Increased from \$19 to \$20 on July 1, 2017.

(3) Increased to \$20 on July 1, 2012.

(4) Increased to \$3 from \$2 on July 1, 2017.

(5) Total is \$163 if office is collection the sheriff's service of process fee of \$28

## Seatbelt Violations

Fee Type	Indiana Code Citation	Fee Amount	Other Information
Class D Infraction	IC 9-19-10-8 IC 34-28-5-4	\$25.00	(1)
Total Seatbelt Violation Fee		\$25.00	

(1) These judgments go to a separate account in the State General Fund in accordance with Indiana Code 9-19-11-9.

## Child Restraint System Violations

Fee Type	Indiana Code Citation	Fee Amount	Other Information
Class D Infraction	IC 9-19-11-2 IC 9-19-11-3.6 IC 34-28-5-4	\$25.00	(1)
Total Child Restraint System Viol. Fee		\$25.00	

(1) These judgments go to a separate account in the State General Fund in accordance with Indiana Code 9-19-11-9. Fees should be accounted for separately from the seatbelt violation.

## Prosecutorial Pretrial Diversion Program (for certain level 6 and level 5 felonies and misdemeanors)

Fee Type	Indiana Code Citation	Fee Amount	Other Information
Deferred Prosecution Fee	IC 33-37-5-17	\$120.00	
Initial User Fee	IC 33-37-4-1(c)	\$50 or \$75.00	(1)
Monthly User Fee	IC 33-37-4-1(c)	\$120.00	(2)
Highway Work Zone Fee	IC 33-37-5-14		(3)
Document Storage Fee	IC 33-37-5-20	\$5.00	
Automated Record Keeping Fee	IC 33-37-5-21	\$5.00	(4)
Public Defense Administration Fee	IC 33-37-5-21.2	\$5.00	
Judicial Insurance Adjustment Fee	IC 33-37-5-25	\$1.00	
Judicial Salaries Fee	IC 33-37-5-26	\$20.00	(5)
DNA Sample Processing Fee	IC 33-37-5-26.2	\$3.00	(6)
Court Administration Fee	IC 33-37-5-27	\$5.00	
Total Prosecutorial Pretrial Diversion Program Fee		\$334	(7)
			\$334 or \$359.50

(1) Initial User Fee increased July 1, 2018 to \$75 for a felony. The fee remained \$50 for misdemeanors.

(2) Monthly fee is \$20 for each month that the person remains in the pretrial diversion program; this fee increased effective July 1, 2018. This scenario would illustrate a 6-month program. The county may have different time ranges for the program which will cause the total to be different.

(3) Collect \$0.50 only if traffic offense and could be \$25.50 if exceeding the worksite speed limit or failure to merge.

(4) Decreased to \$5 on July 1, 2011.

(5) Increased to \$20 on July 1, 2012.

(6) Increased to \$3 from \$2 on July 1, 2017

(7) Total is \$334 for non-traffic misdemeanor offense, \$334.50 for traffic offense or \$359.50 if offense is exceeding a worksite speed limit or failure to merge. See I.C. 33-37-5-14. The total increases \$25 for a felony.



## Prosecutorial Deferral Program (for infractions and local ordinance violations)

Fee Type	Indiana Code Citation	Fee Amount	Other Information	
Moving Traffic Offense Court Cost	IC 34-28-5-1	\$70.00	(1)	
Initial Users Fee *	IC 33-37-4-2(e)	\$52.00	(2)	
Monthly User Fee *	IC 33-37-4-2(e)	\$60.00	(3)	
Highway Work Zone Fee	IC 33-37-5-14		(4)	
Document Storage Fee	IC 33-37-5-20	\$5.00		
Automated Record Keeping Fee	IC 33-37-5-21	\$5.00	(5)	
<b>Total Prosecutorial Deferral Program Fee</b>		<b>\$192.00</b>	<b>(6)</b>	<b>\$122.50, \$192 or \$217.50</b>

\*Statute states these fees are not to exceed these amounts. The prosecutor may assess lower rates than the maximum allowed.

- (1) If the infraction or violation is not a moving traffic offense, then this will not be collected.
- (2) \$50 goes to the deferral program and \$2 goes to the jury pay fund.
- (3) Monthly fee is \$10 for each month that the person remains in the deferral program. This scenario illustrates a 6-month program. The county may have different time ranges for the program which would cause the total to be different.
- (4) Collect \$0.50 only if traffic offense and could be \$25.50 if exceeding the worksite speed limit or failure to merge.
- (5) Decreased to \$5 on July 1, 2011.
- (6) Total is \$122.50 for non-moving offense, \$192 for moving traffic offense, or \$217.50 if moving traffic offense involving exceeding a worksite speed limit or failure to merge. See I.C. 33-37-5-14.

## Miscellaneous Notes

Fee Type
Paternity cases are juvenile cases.
Adoptions are civil cases.
Guardianships are probate cases.
Mental Health cases are civil cases.

# Distribution of Revenue

Revenue collected by a court is disbursed to state, county, or local general funds, user fee funds, or special funds used for specific programs or initiatives. Marion County Small Claims Courts (townships) have fees unique to their nine courts.

## General Revenue Fund

A general fund consists of all money paid into the state, county or local treasury that is not required to be used for a specific purpose by constitution, law, or local ordinance. The following fees fall into this category:

- Court Administration Fee
- Court Costs (except Marion County Small Claims (Township) Courts)
- Deferred Prosecution Fee (assessed in pretrial diversion programs for level 6 felonies and misdemeanors)
- Infraction Judgment Collections
- Judicial Salaries Fee
- Public Defense Administration Fee
- Support and Maintenance Fee
- Bond Administration Fee
- Civil Action Service Fee
- Civil Garnishee Defendant Service Fee
- Civil Penalties for Local Ordinance Violations
- Document Fee
- Small Claims Garnishee Defendant Service Fee

## State User Fee Fund

Statutes require revenue generated from these fees be distributed to the State User Fee Fund:

- Automated Record Keeping Fee
- Child Abuse Prevention Fee
- Countermeasures Fee
- Domestic Violence Prevention and Treatment Fee
- Highway Work Zone Fee

- Safe Schools Fee

The State Treasurer administers the State User Fee Fund. Semiannually, the State Treasurer distributes a set amount (currently \$1,288,000) from this fund to the State Auditor to be further distributed in specific percentages set by state statute to other state funds dedicated for specific purposes as follows:

- 14.98 percent to the Alcohol and Drug Countermeasures Fund
- 8.42 percent to the Drug Interdiction Fund
- 4.68 percent to the Drug Prosecution Fund
- 5.62 percent to the Corrections Drug Abuse Fund
- 22.47 percent to the State Drug Free Communities Fund
- 7.98 percent to the Indiana Department of Transportation for use under Indiana Code 8-23-2-15
- 20.32 percent to the Family Violence and Victim Assistance Fund
- 15.53 percent to the Indiana Safe Schools Fund

After each semiannual distribution, the State Treasurer distributes the funds remaining in the State User Fee Fund to the Court Technology Fund established by Indiana Code 33-24-6-12. See Indiana Code 33-37-9-4.

## County and City/Town User Fee Funds

Each county has a County User Fee Fund, administered by the county auditor, to finance various programs such as a pretrial diversion or deferral program, informal adjustment programs for juveniles, marijuana eradication programs, alcohol and drug services programs, continuing education for law enforcement, payment for jurors, and for Problem-Solving courts.

Every city or town that has established a city or town court is authorized by state statute to have a user fund for the purposes of supplementing the funds available to operate a pretrial diversion or deferral program, to provide for the continuing education of law enforcement officers, for local Problem-Solving courts, and for a local alcohol and drug services

program. The following fees fall into the County and City/Town User Fee Funds:

- Alcohol and Drug Services Program Fee
- Deferral Program Fee (assessed in deferral programs for infractions and ordinance violations)
- Informal Adjustment Program Fee
- Jury Fee
- Law Enforcement Continuing Education Program Fee
- Marijuana Eradication Program Fee
- Pretrial Diversion Program Fee (assessed in pretrial diversion programs for misdemeanors)
- Problem-Solving Court Fee

## Revenue for Specific Purposes

State statutes dedicate the revenue generated from these fees/costs to specific programs or initiatives:

- Adult Probation User and Administration Fees
- Alcohol Abuse Deterrent Program Fee and Medical Fee
- Alcohol and Drug Countermeasures Fee
- Alternative Dispute Resolution Fee (ADR)
- Bail Bond Fee
- Child Restraint System Violation Fine
- DNA Sample Processing Fee
- Document Storage Fee
- Drug Abuse, Prosecution, Interdiction and Corrections Fee
- Emergency Medical Services Restitution Fee

- Fines and Forfeitures
- Guardian Ad Litem/Court Appointed Special Advocate User Fee (Dissolution or Legal Separation Actions)
- Guardian Ad Litem/Court Appointed Special Advocate User Fee (Juvenile Actions)
- Interstate Probation Transfer Fee
- Intra-state Probation Transfer Fee
- Judicial Insurance Adjustment Fee
- Juvenile Probation User Fees
- Late Surrender Fee
- Late Payment Fee
- Pretrial Services Fee
- *Pro Bono* Services Fee
- Reimbursement of Incarceration Costs
- Reimbursements to County or Municipality for Public Defense Expenditures
- Reimbursements to Department of Natural Resources
- Service of Process Fee
- Service of Process Fee (civil actions filed outside of Indiana)
- Sexual Assault Victims Assistance Fee
- Special Death Benefit Fee
- Vehicle License Judgments (Overweight Vehicle Cases)
- Worksite Speed Limit Judgments
- Youth Tobacco Civil Penalty

## **Revenue Unique to Marion County Small Claims Courts**

These township courts also assess many of the other fees assessed in small claims case fees heard by county trial courts. The following costs/fees are only assessed by the nine Marion County Small Claims (township) Courts.

- Filing Fee and Township Docket Fee
- Redocketing Fee
- Service of Process Fee (Certified Mail)
- Service of Process Fee (Personal Service)

Indiana Code 33-34-8-5 requires the Marion Circuit Judge to designate two of the nine Marion County Small Claims Courts as low caseload courts.

Beginning July 1, 2015, all Marion County Small Claims courts that are not low caseload courts must begin sending \$1.50 of the township docket fee to the township trustee of each low caseload court at the end of each month.

# 2019 INDIANA TRIAL COURTS REPORT CASELOAD STATISTICS

---

SUMMARY OF CASELOAD REPORTS .....	64
Criminal Case Types .....	64
Civil Violations.....	65
Juvenile Case Types.....	65
Civil Case Types .....	66
Court Business Record.....	68
Movement of Cases.....	69
Court Services Information .....	71
Comparison of Cases from 2010-2019 .....	73
Summary Of 2019 New Filings By General Case Type.....	104
Cases in Which Pauper Counsel Was Appointed .....	108
2019 Method Of Case Disposition .....	110
Summary of All Disposition Types .....	110
Statistical Trends.....	114
ADDITIONAL JUDICIAL BRANCH REPORTS .....	123

# Summary of Caseload Reports

Indiana Code 33-24-6-3(2) requires IOCS to collect and compile statistical data on the judicial work of the courts. Each quarter, Indiana trial courts report their caseloads by electronically submitting a Quarterly Case Status Report (QCSR) using the Indiana Courts Online Reports (ICOR) system, through INCite, the judicial system's secure extranet for court information. The QCSR reports contain summary information, by case type, on the number of cases filed and pending, the movement of cases between courts via transfer or venue, and the method by which cases were disposed during a reporting period.

In addition to the cases administered by a specific court, the QCSR tracks the amount of judicial resources available to a court and the time a judge spends hearing cases in another court. The QCSR also captures other case-related information used to administer and improve court projects and initiatives. For example, data is collected tracking the number of cases

- referred to alternative dispute resolution;
- requiring the appointment of pauper counsel;
- requiring the service of a court interpreter; and
- requiring the appointment of a Guardian Ad Litem or court appointed special advocate (juvenile cases only).

Case information is grouped into four categories: criminal, civil violation, juvenile, and civil and is tracked using the case type classification code outlined in Indiana Administrative Rule 8(B)(3). An administrative case type called "court business record" is recorded, but is not counted, in a court's weighted caseload. Case type designations and categories are as follows:

## Criminal Case Types

If a defendant is charged with multiple offenses, the case is counted only one time under the most serious

charge. Although the prosecutor may amend the charges after filing, for administrative purposes a case continues with its initial case designation in the statistical reports. Each defendant is assigned his or her own case number.

Beginning July 1, 2014, criminal felony filings, except for Murder, are categorized and reported on the quarterly case status report on ICOR either as Class A felony (FA), Class B felony (FB), Class C felony (FC), Class D felony (FD) or as Felony Level 1 (F1), Felony Level 2 (F2), Felony Level 3 (F3), Felony Level 4 (F4), Felony Level 5 (F5) and Felony Level 6 (F6) depending on when the alleged crime occurred. Felonies occurring prior to July 1, 2014 are reported as a Class A felony (FA), Class B felony (FB), Class C felony (FC), or Class D felony (FD). Felonies occurring on or after July 1, 2014 are reported as a Felony Level 1 (F1), Felony Level 2 (F2), Felony Level 3 (F3), Felony Level 4 (F4), Felony Level 5 (F5) or Felony Level 6 (F6).

- **MR - Murder:** All murder cases are filed under this category. If the State seeks either the death penalty or life without parole, that information is also collected and reported in the QCSR under the additional information section.
- **CF - Criminal Felony:** This category includes all cases filed prior to January 1, 2002, as Murder or Class A, B, and C felonies. Although new filings are not permitted for this category, existing cases with a CF designation are still reported and disposed of in this category. Indiana Administrative Rule 8 was amended by Supreme Court Order 94S00-0101-MS-67 and became effective January 1, 2002.

## Felonies committed between January 1, 2002 and June 30, 2014

- **FA - Class A Felony:** Cases in which the defendant is charged with a crime defined as a Class A felony are filed under the FA category. Examples include kidnapping, voluntary manslaughter with a deadly weapon and arson involving bodily injury.

- **FB - Class B Felony:** Examples include aggravated battery, rape, child molesting, carjacking and armed robbery.
- **FC - Class C Felony:** Examples include involuntary manslaughter, robbery, burglary, and reckless homicide.
- **FD - Class D Felony:** All Class D felonies filed on or after January 1, 2002, plus all Class D felonies filed before January 1, 2002 that have the case type DF are filed under the FD category. Examples of crimes in this category include theft, receiving stolen property, computer tampering and fraud.

## Felonies committed on or after July 1, 2014

- **F1 – Level 1 Felony:** Examples include dwelling burglary with serious bodily injury.
- **F2 – Level 2 Felony:** Examples include voluntary manslaughter and armed dwelling burglary.
- **F3 – Level 3 Felony:** Examples include aggravated battery and child molesting.
- **F4 – Level 4 Felony:** Examples include dwelling burglary and dealing in cocaine (1 – 5 grams).
- **F5 – Level 5 Felony:** Examples include kidnapping, involuntary manslaughter, and reckless homicide.
- **F6 – Level 6 Felony:** Examples include theft and battery with moderate bodily injury.

## Misdemeanors and other Criminal Case Types

- **CM - Criminal Misdemeanor:** This category includes all criminal cases filed as misdemeanors.
- Examples of crimes in this category are criminal trespass, check deception, harassment, and battery.
- **PC – Post - Conviction Petition:** This category includes all petitions for post-conviction relief filed under the Post-Conviction Rules. Although this case type is a civil case, it is listed after the criminal case types on the QCSR and in this report.

- **MC - Miscellaneous Criminal:** This category includes all criminal matters which are not easily classified as felony or misdemeanor and are not part of an ongoing proceeding. An example of a case falling into this category is a probable cause hearing for a criminal charge not yet filed. A search warrant issued before charges are filed, is assigned an MC case and results in a bench disposition. If charges are filed, then a case in the appropriate category is opened.

## Civil Violations

Infractions and Ordinance Violations are civil violation case types. They are listed after the criminal case types on the QCSR and in this report.

- **IF - Infractions:** Infractions are typically traffic-related offenses brought in the name of the State and prosecuted by the prosecuting attorney. Similar to criminal cases and ordinance violations, multiple offenses (i.e., multiple tickets or citations issued to the same individual or arising from the same circumstances) result in only one case filing.
- **OV/OE - Ordinance Violations:** Local ordinance violations are enforced through court proceedings or a municipal corporation's ordinance violations bureau. Ordinance violation cases are brought in the name of the municipal corporation and prosecuted by the municipal attorney. All moving traffic violations are enforced through a court proceeding. If a local ordinance violation is heard in court, an OV case type is assigned. Local ordinance violations enforced by municipal ordinance violations bureaus are not court cases and, therefore, are not assigned a case type/case number. The OE case type is not currently used.

## Juvenile Case Types

Indiana Administrative Rule 1 requires the circuit clerk to assign a separate case number to each child who is the subject of a juvenile case regardless of familial relationship to another child. Indiana Trial Rules allow cases of related children and other related cases to be joined for hearing.

- **JC - Juvenile CHINS:** This category reflects cases where a child is alleged to be a

child in need of services as defined by Indiana Code 31-34-1-1 *et. seq.* Examples include a child who is not receiving or is unlikely to receive care, treatment, or rehabilitation without court intervention.

- **JD - Juvenile Delinquency:** Cases in which a child is charged with a delinquent offense are filed in this category. Indiana Code 31-37-1-2 defines a delinquent act as one committed by a child before becoming eighteen (18) years of age and is a criminal offense if committed by an adult. The case is recorded as a new filing when a petition for detention hearing or a petition alleging delinquency is filed.
- **JS - Juvenile Status:** Cases in which a child is charged with committing an offense which is not a crime if committed by an adult are filed in this category. Examples include curfew violations, school truancy and underage alcohol purchase or consumption.
- **JP - Juvenile Paternity:** This category includes paternity actions filed by any of the parties specified by statute, including the prosecutor. Indiana Code 31-14-4-1 identifies who may file paternity actions.
- **JM - Juvenile Miscellaneous:** This category applies to juvenile matters which are not specifically listed in the previous juvenile case type categories including court approval of informal adjustments. An informal adjustment is a disposition by a court order approving a signed agreement resolving a potential juvenile delinquency or CHINS case.
- **JT - Termination of Parental Rights:** This category includes all proceedings for termination of parental rights. In termination of parental rights cases involving multiple children, a separate case number is assigned to each child.
- **JQ - Juvenile Protective Order:** This category only applies to protection order petitions filed by the Indiana Department of Child Services (DCS) under IC 31-34-2.3-2 and IC 31-34-2.3-5.

## Civil Case Types

Civil cases are filed when the plaintiff or petitioner seeks monetary damages or court redress.

- **CP - Civil Plenary:** All Civil Plenary cases filed before January 1, 2002, have the CP case type designation. Although new filings are not permitted for this category, existing cases with a CP designation are still reported and disposed of in this category. Indiana Administrative Rule 8 was amended by Supreme Court Order 94S00-0101-MS-67 and became effective January 1, 2002.
- **PL - Civil Plenary:** All Civil Plenary cases filed on or after January 1, 2002, receive the PL designation. Basic civil cases, not otherwise specifically included as separate categories, are filed with this designation. Generally, these cases may be more complex, do not involve a mortgage foreclosure or the collection of an outstanding debt. Frequently cases involving contract disputes and actions seeking equitable or injunctive relief are assigned this case type.
- **MF - Mortgage Foreclosure:** All Mortgage Foreclosure cases filed after January 1, 2002, are reported in this category.
- **CC - Civil Collection:** All Civil Collections filed after January 1, 2002, are reported in this category, and may include the following: suits on notes and accounts, general collection suits, landlord/tenant suits for collection, ejectment, and tax warrants. If these cases are filed on the small claims docket of a court or the small claims division of a multi-division court, the SC case type is used.
- **CT - Civil Tort:** Cases founded in tort and filed on the regular civil docket of the court are included in this category. Small claims, which also could be founded in tort, are included in a separate category.
- **SC - Small Claims:** This category includes cases filed on the small claims docket of circuit or superior courts, as well as cases filed in the nine Marion County Small Claims Courts. While city and town courts may have cases that fall within the monetary limits of small claims jurisdiction, those cases are not defined as small claims by statute and are counted as PL – Plenary or CC – Civil Collection depending upon the nature of the action. Small claims actions include cases where the amount in



dispute is \$6,000 or less, landlord-tenant ejectment actions and landlord-tenant disputes. Beginning July 1, 2015, Marion County Small Claims Courts jurisdictional amount in landlord-tenant possessory actions and possession of property cases increased to \$8,000 in landlord-tenant possessory actions and possession of property cases.

- **DR - Domestic Relations:** Actions involving petitions for dissolution of marriage, legal separation, and petitions to establish child support are filed in this category. New filings are not permitted in this case type after 12/31/2016.
- **DC - Domestic Relations with Children:** Actions involving petitions for dissolution of marriage, legal separation, and petitions to establish child support where the family unit involves children are filed in this category. This is a new case type effective January 1, 2017.
- **DN - Domestic Relations Not Involving Children:** Actions involving petitions for dissolution of marriage and legal separation where the family unit does not involve children are filed in this category. This is a new case type effective January 1, 2017.
- **RS - Reciprocal Support:** Actions for reciprocal enforcement of child support and petitions for modification of support or custody and/or support under the 2007 Amended Uniform Child Custody Jurisdiction Act are counted in this category.
- **MH - Mental Health:** Proceedings involving mental health commitments, including temporary commitments, an extension of temporary commitment, regular commitment, or termination of a commitment are filed under this category.
- **AD - Adoption:** Petitions for adoption are filed under this category. Additionally, on or after January 1, 2002, petitions seeking release of adoption records are filed in this category.
- **ES – Supervised Estates:** All probate estates are filed under this category unless the court grants a petition requesting unsupervised administration (EU).
- **EU – Unsupervised Estates:** Probate estates for which a petition requesting

unsupervised administration is filed along with a petition for probate of the will and letters testamentary or for appointment of an administrator is filed under this category. If the court revokes an order of the unsupervised administration pursuant to Indiana Code 29-1-7.5-2(d), the case is changed to ES.

- **EM – Miscellaneous Estate Matters:** All matters related to estates that do not require payment of a filing fee are filed under this category. Examples include pleadings related to filing inheritance tax returns, spreading of the will of record (Indiana Code 29-1-7-4), opening bank lock boxes, and objections to probate of will (Indiana Code 29-1-7-16).
- **GU - Guardianship:** Petitions for appointment of guardians are filed under this category. A guardianship case is considered “closed” when the court enters an order appointing and approving the guardianship.
- **TP – Tax Petition:** This is a new case type effective January 1, 2017.  
The buyer at the tax sale must send certified mail notices to all owners within nine months of the sale allowing the owner to redeem the property by the end of the one-year period. The existing owner of the property has one (1) year to redeem the property after a tax sale. If the owner does not redeem, the tax sale buyer of the property may petition the court for a deed. This petition for deed is filed as a TP case.
- **TR - Trusts:** This category includes trust matters before the court. This case type includes trusts that have been created through an estate and are separately docketed and reported from the estate or trusts that by their terms require court docketing.
- **TS – Tax Sale:** This is a new case type effective January 1, 2017. After a landowner has been delinquent on taxes for three periods (1.5 years), the county treasurer, on or before July 1 or 51 days after the tax payment due date, certifies the list of eligible parcels for tax sale. See I.C. 6-1.1-24-1(a). The county auditor then sends a certified notice and publishes newspaper advertisements alerting the landowner of the lien on the property and that it will be

sold at a tax sale. If the landowner does not pay the delinquent taxes, the auditor files an Application for Judgment for the collection of the unpaid tax liens and this application, which may relate to multiple properties and owners, is docketed as a single TS case. See I.C. 6-1.1-24-4.6(b).

- **PO - Protective Order:** New petitions for protective orders which are not part of an ongoing process (such as marriage dissolution) are filed in this category. However, if the parties subsequently file a petition for dissolution, the cases remain separate for reporting, enforcement, and retention purposes.
- **XP – Expungement:** This new case type as of July 1, 2015, includes expungement petitions filed under Indiana Code 35-38-9.
- **MI - Civil Miscellaneous:** Routine civil matters which are not easily categorized in other areas and which are not part of any other pending litigation are reported in this category. Examples are: petitions for name change, appointments of appraisers, petitions for emancipation, a proceeding to reinstate a driver’s license that was administratively suspended, a Habeas Corpus case from DOC, and marriage waivers.

## Court Business Record

- **CB - Court Business Record:** This category is intended for non-case specific matters, such as the appointment of a judge *pro tem*, drawing the jury, adopting, or amending local rules, or recording a foreign protective order. This designation provides a way to number and locate records that do not pertain to any specific case. These matters are not counted as cases and do not affect the court’s weighted caseload.

## Methods of Disposition

The Quarterly Case Status Reports also include summary dispositional information. A brief description of each method of disposition follows:

- **Jury Trial:** This category reflects cases where trial was commenced with a jury. This type of disposition is limited to cases where the jury is seated and sworn, and the court has received evidence and the jury rendered a verdict or the case was resolved

in some manner prior to the announcement of a verdict.

- **Bench Trial:** Cases are disposed in this category by the court after a trial without a jury in which a witness has been sworn in to testify and the court entered a judgment, or the case was resolved prior to the announcement of a judgment.
- **Bench Disposition:** Cases that are disposed by final judicial determination of an issue, but where no witnesses are sworn, and no evidence is introduced, are counted in this category. These dispositions include decisions on motions for summary judgment, hearings on other dispositive motions, and settled cases in which the parties tender an agreed judgment to the court for approval which can then be enforced through proceedings supplemental to execution. Approval of informal adjustments in juvenile matters and issuance of search warrants unrelated to any pending case also generally fall into this category.
- **Dismissed:** This category applies to cases which are dismissed either by the court on its own motion (Indiana Trial Rule 41(E)), upon the motion of a party, or upon an agreed entry as the result of settlement between the parties.
- **Default:** This category is applicable only in civil cases, infractions, and ordinance violations where the defendant fails to comply with Indiana Trial Rules and a judgment of default is entered by the court.
- **Deferred/Diverted:** If a prosecutor and defendant agree to defer prosecution or if the defendant enters a diversion program, the case is disposed in this category. Although the case is not formally dismissed until the completion of the deferral obligations, this category permits the criminal courts to reduce their pending caseloads by the number of cases where the cases will eventually be dismissed. Likewise, even though diversion programs are often part of a guilty plea, they fall into this category as a way for the state to track the number of defendants consenting to the diversion programs.
- **Guilty Plea/Admission:** Cases in which the defendant pleads guilty to an offense or admits to the commission of an infraction

or ordinance violation are counted under this category. Infraction and ordinance violation cases are only reflected in this disposition category if the case actually comes before the court for decision. An admission by mail or through a court clerk or violations bureau clerk is counted as being disposed by Traffic Violations Bureau. Also included in this category are dispositions of juvenile cases where the juvenile admits the claims, or the father admits paternity and in protective order cases where a party admits to the claims in the protective order.

- **Traffic Violations Bureau:** This disposition category only applies to infraction and ordinance violations. Indiana Code 34-28-5-7 permits any court to establish a traffic violations bureau and appoint a violations clerk to serve under the direction of the court. The court must designate those traffic violations that are within the authority of the violations clerk. This category is used when the defendant elects to pay the penalty for the violation by mailing or delivering payment to the violations clerk or by making payment online and without going to court.
- **Closed:** Routine closing of an estate or adoption proceeding, as well as the routine termination of a trust or guardianship, are counted in this disposition type. Also included in this category are cases where the defendant has filed bankruptcy, or the case is removed to federal court.
- **FTA/FTP:** This category includes ordinance violation cases and infraction

cases in which the defendant fails to appear or fails to pay. Once counted in this category, the case is not recounted even if the defendant later appears, pays, or proceeds to a full trial.

- **Other:** Any case disposition that is not otherwise accounted for in the preceding categories is included here. Example: a case was opened in error.

## Movement of Cases

In addition to cases filed and disposed, cases are venued or transferred between courts.

- **Venued In/Out:** Cases filed in a court that are later moved to another county for any reason are listed in this category.
- **Transferred In/Out:** Cases transferred from one court to another within the same county, or from one court docket to another (such as a move from small claims docket to the civil plenary docket), are recorded here. In the event a motion for change of venue from the judge results in a transfer of the case to another court in the same county, the case is also counted in this category.

For more detailed information regarding case assignment and case disposition, three resources are available. Please refer to the instructions for reporting requirements (QCSR Application Guide), the Case Type Quick Reference Guide and the Administrative Manual at [courts.in.gov](http://courts.in.gov).

# Case Types and Abbreviations

\*These case types are no longer used for new filings.

\*\*These case types are subtypes of Murder and are used for statistical reporting purposes only.

	Case Type	Abbreviation	Case Type	Abbreviation
Criminal	Murder	MR	Level 1 Felony	F1
	Life without Parole	LP**	Level 2 Felony	F2
	Death Penalty	DP**	Level 3 Felony	F3
	Felony (Prior to 1/1/02)	CF*	Level 4 Felony	F4
	A Felony	FA	Level 5 Felony	F5
	B Felony	FB	Level 6 Felony	F6
	C Felony	FC	Post-Conviction Relief	PC
	D Felony	FD	Criminal Misdemeanor	CM
			Miscellaneous Criminal	MC

Civil Violations	Infractions	IF	Ordinance Violations	OV/OE*
------------------	-------------	----	----------------------	--------

Juvenile	Juvenile CHINS	JC	Juvenile Paternity	JP
	Juvenile Delinquency	JD	Juvenile Miscellaneous	JM
	Juvenile Status	JS	Juvenile Termination of Parental Rights	JT
	Juvenile Protection Order	JQ		

Civil	Civil Plenary (Prior to 1/1/02)	CP*	Estates - Supervised	ES
	Civil Plenary (Filed after 1/1/02)	PL	Estates - Unsupervised	EU
	Mortgage Foreclosure	MF	Estates - Miscellaneous	EM
	Civil Collections	CC	Guardianship	GU
	Civil Tort	CT	Trusts	TR
	Small Claims	SC	Protective Orders	PO
	Domestic Relations	DR*	Expungements	XP
	Domestic Relation with Children	DC	Civil Miscellaneous	MI
	Domestic Relation No Children	DN	Court Business (Administrative Case Type)	CB
	Reciprocal Support	RS	Tax Sale	TS
	Mental Health	MH	Tax Petition	TP
	Adoption	AD		

# Court Services Information

The cases filed in the courts are assigned to a particular court according to the county's local caseload allocation plan. Various court services are provided based on the individual needs of the litigants and the judges. The following are services and judicial provisions the courts track on the quarterly statistical forms.

- **Special Judge Service:** According to Rules 76, 79 and 79.1 of the Indiana Rules of Trial Procedure, and Rule 13 of the Indiana Rules of Criminal Procedure, a special judge can assume jurisdiction on a case under certain circumstances. The courts report cases where the reporting judge serves as a special judge on other court's cases and reports cases where a special judge is serving in the reporting court. The assignment of a special judge is reported in the quarter in which the special judge is assigned.
- **Cases with Unrepresented (Pro Se) Litigants:** The courts report cases in each case type category if a party proceeds without attorney representation at any point in the case while the case remains open. A case is only reported once; even if several parties in the same case proceed without attorney representation, or if the status of the litigant changes one or more times during the course of the case. The criminal and juvenile courts count a criminal or juvenile case as unrepresented if, after the hearing in which the defendant is offered an attorney, the defendant refuses one and acts on his/her own behalf thereafter. For a civil case, the courts determine unrepresented status starting from the moment the complaint or petition is filed. If a plaintiff files a civil case without the assistance of an attorney, the court counts that case as unrepresented. If a defendant files a document or attends a hearing without an attorney, the court counts the case as unrepresented, unless the plaintiff's unrepresented status was already reported. Frequently, those courts that exercise small claims jurisdiction and/or handle infractions and ordinance violations have multiple cases falling into this category. Litigants who are defaulted are not counted as unrepresented since information about representation was not obtained. A case may be counted as unrepresented at any time the court believes at least one party is acting on his or her behalf without the assistance of counsel. Each case may be counted a maximum of one time as unrepresented in the life of the case. Courts may look to appearance forms, filings (if a person files something or appears without an attorney), attendance at hearings without attorney representation or any other factor for this determination. The Indiana Supreme Court uses the statistics reported on this line to provide enhanced resources tailored to the case type for unrepresented litigants. Litigants previously referred to as Pro Se are now often referred to as Unrepresented Litigants.
- **Cases Referred to Alternative Dispute Resolution:** As defined by Indiana Rules of Alternative Dispute Resolution Rule 1.1, recognized alternative dispute resolution (ADR) methods include arbitration, mediation, conciliation, facilitation, mini-trials, summary jury trials, private judges and judging, convening or conflict assessment, neutral evaluation and fact-finding, multi-door case allocations, and negotiated rulemaking. A court may order any covered case to proceed with a form of ADR prior to conducting further court proceedings. If ADR is successful on all issues before the court, then the court will report the case dismissed as the disposition type. Regardless of whether ADR is ultimately successful, the courts report the referral on the quarterly statistical report in the quarter of the ADR referral. These statistics are used by the Indiana Supreme Court to encourage ADR plans and other services for the courts in resolving the cases outside of the courtrooms. Currently, IOCS administers Family Court ADR plans for domestic relations cases and juvenile paternity cases.
- **Appointment of Public Defenders:** The courts report the cases where a public defender was appointed at county expense or partial county expense.
- **Appointment of GAL/CASA:** Guardians Ad Litem (GAL) and Court Appointed

Special Advocates (CASA) are reported in certain case type categories and the reported numbers should correspond with the related GAL/CASA program for that county. The Indiana Supreme Court uses these statistics to support grant proposals as well as identify counties needing more resources. The courts report the case in the first quarter in which a guardian or advocate is appointed during the life of the case.

- **Use of Court Interpreters:** The courts report the appointment of a court interpreter as well as the language

interpreted in the first quarter an interpreter is used in the case. Currently, the Indiana Court Interpreter Program offers candidates certification opportunities in 18 languages, including Spanish, Mandarin, Polish, Vietnamese, and Korean.

For more detailed information regarding case assignment and case disposition, three resources are available: the QCSR Application Guide, the Case Type Quick Reference, and the Administrative Manual. These three resources can be found at [courts.in.gov](http://courts.in.gov).

## Weighted Caseload Measures

A Weighted Caseload (WCL) Measure system provides a basis for relative comparison between the different case types and allows courts and court policy makers to determine the resources necessary to handle the courts' caseloads. Indiana Administrative Rule 1 requires courts of record to develop and implement caseload allocation plans to ensure an even distribution of judicial workload among the courts in the county.

Indiana's trial courts use a WCL measurement system as a uniform, statewide method for comparing trial court caseloads. Based on time studies and actual case file reviews, the WCL system ascribes relative "weights", measured in minutes, to each new case filed in Indiana's trial courts of record. Through Indiana Administrative Rule 8, the Indiana Supreme Court defined 43 different case types that are used to designate new filings.

Periodically, Indiana performs a time study to determine if the weight (i.e. time) assigned to each case type is still an accurate representation of the average amount of judicial time spent processing that case type (in and out of the court room). In 2016, the Judicial Administration Committee published the results of the most recent study, called the Indiana Caseload Assessment Plan to Utilize Resources Efficiently (CAPTURE). CAPTURE, conducted by the National Center for State Courts (NCSC), reviewed all 43 case types and was the first review that included a thirty-day time study in which all trial court judicial officers (judges, magistrates, commissioners, and referees) in all 92 counties participated.

The WCL system is used to evaluate new filings only. It allows courts to forecast the judicial resources that would be necessary to process the cases being filed in a particular court or county. It does not necessarily indicate how hard a particular court is working but indicates the size of the judicial "inventory" of cases that a court must resolve. Each April, IOCS publishes a Weighted Caseload Report for the previous calendar year on the Indiana Courts website.

Because the WCL system is based on statewide averages, it is important to keep in mind that it encompasses cases that are dismissed before any action is ever taken by a court, cases that are settled, cases that are reopened many times, and cases that may take weeks to try. It is also important to remember that averages cannot reflect specific local differences that may affect a particular county or court.

## Weighted Caseload Summary

The following charts and tables reveal the importance of the weighted caseload measures, which reflect the judicial resources consumed by each category. Despite the 292,248 infractions, 19,895 ordinance violations, and 174,252 small claims cases filed in courts of record, these case categories consume relatively little judicial resources. In contrast, the 247,848 civil and 267,101 criminal cases consume roughly 71 percent of total judicial resources in courts of record. Criminal cases represent 24 percent of all case filings and consume 41 percent of judicial resources.

To assist policy makers in accurately assessing need for additional judicial officers, IOCS prepares a report on the relative severity of judicial resources needed. The WCL system provides a tool for assessing the need for additional judges based on the number of cases being filed in each county. The "relative severity of need" concept provides a comparison of the need for new judges in each county. The accompanying chart shows a comparison on the "need" (how many judicial officers are needed) and the "have" (how many judicial officers exist) for the state of Indiana for a four-year period.

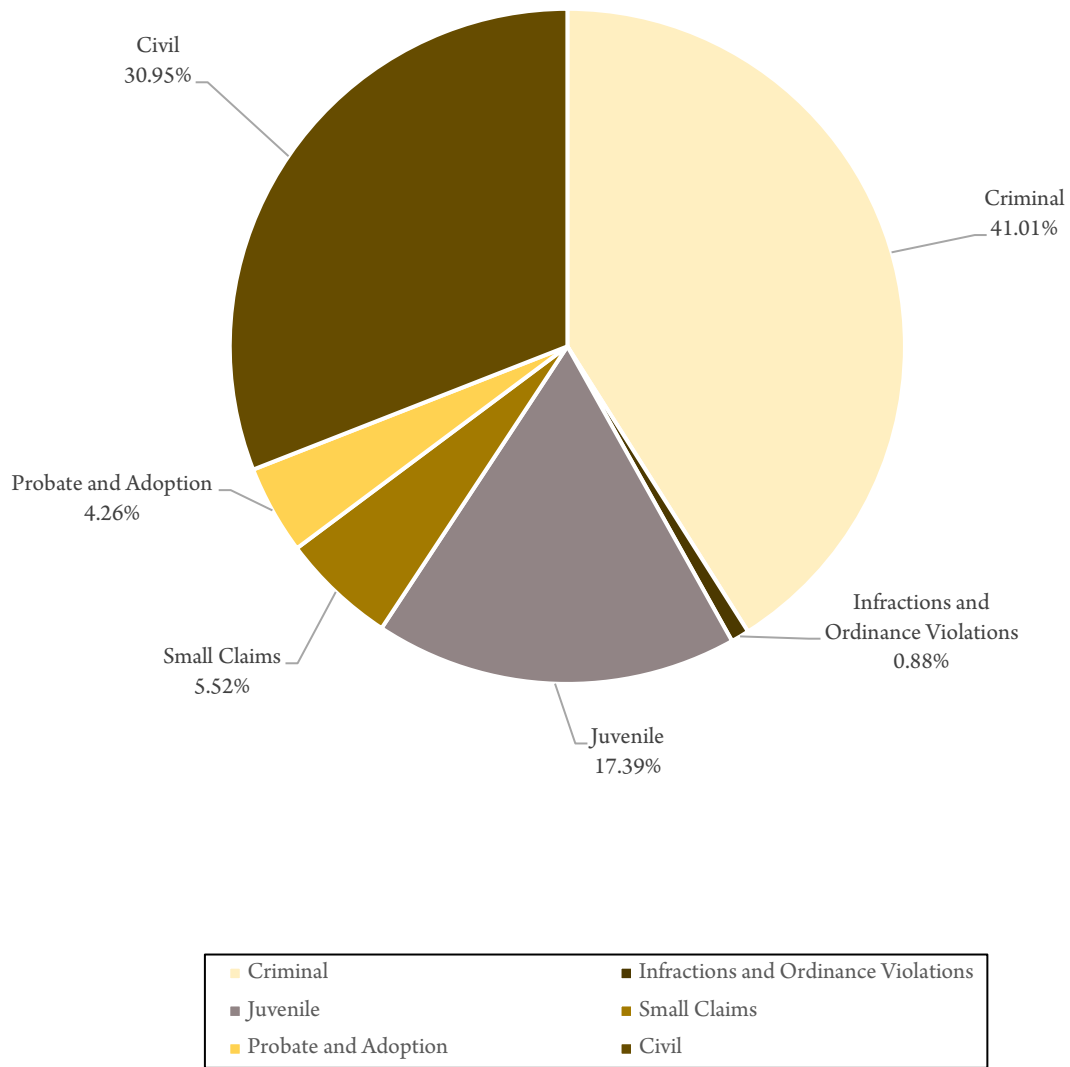
In 2019, the trial courts had a "need" of 499 judicial officers but had only 484 judicial officers to serve that need. The utilization figures reflect the relationship between the number of available judicial officers and the number needed to handle the new cases. A state utilization of 1.03 means that, on average, each judicial officer is handling new caseloads appropriate for 1.03 judges.

## Caseload Allocation Plans

IOCS, per Indiana Administrative Rule 1, reviews caseload allocation plans every year for certain Indiana counties based on a schedule set forth by the rule. These plans detail which types of cases are assigned to a given court. The review, based on the

statistical data collected, ensures that the courts of record in the scheduled counties have an even distribution of judicial workload. Counties must submit new plans or resubmit existing plans, if no changes are required, every two years.

## Allocation of Judicial Resources





## Weighting Factors

The following chart contains the weighting factors (minutes) by case category from each of the study years:

	Abbreviation	Minutes Assigned			
		1996	2002	2009	2016
Capital Murder	LP DP	155	2,649	2,649	2,649
Murder	MR	155	452	1,209	1,038
A Felony	FA	155	420	359	359
B Felony	FB	155	260	218	218
C Felony	FC	155	210	211	211
D Felony	FD	75	75	125	125
Level 1 Felony	F1	**	**	**	679
Level 2 Felony	F2	**	**	**	269
Level 3 Felony	F3	**	**	**	232
Level 4 Felony	F4	**	**	**	195
Level 5 Felony	F5	**	**	**	149
Level 6 Felony	F6	**	**	**	92
Criminal Misdemeanor	CM	40	40	40	39
Post-Conviction Relief	PC	0	0	345	351
Miscellaneous Criminal	MC	18	18	18	17
Infractions	IF	3	2	2	1
Ordinance Violations	OV	3	2	2	2
Problem Solving Court Referral	*	0	0	172	423
Juvenile CHINS	JC	112	111	209	176
Juvenile Delinquency	JD	62	60	60	91
Juvenile Status	JS	38	58	58	17
Juvenile Paternity	JP	106	82	82	146
Juvenile Miscellaneous	JM	12	12	12	8
Juvenile Termination of Parental Rights	JT	141	194	475	124
Juvenile Protection Order	JQ	-	-	-	-
Civil Plenary	PL CP	106	121	121	121
Mortgage Foreclosures	MF	121	23	23	24
Civil Collections	CC	121	26	26	16
Civil Tort	CT	118	118	118	148
Small Claims	SC	13	13	13	12
Domestic Relations	DR	139	185	185	-
Domestic Relations with Children	DC	***	***	***	259
Domestic Relations No Children	DN	***	***	***	39
Reciprocal Support	RS	31	31	31	37
Mental Health	MH	37	37	37	21
Adoption	AD	53	53	53	49
Estate	ES, EU, EM	85	85	85	***
Estate Supervised	ES	***	***	***	50
Estate Unsupervised	EU	***	***	***	44
Estate Miscellaneous	EM	***	***	***	9
Guardianship	GU	93	93	93	93
Trusts	TR	40	40	40	126
Protective Orders	PO	34	37	37	28
Civil Miscellaneous	MI	87	87	87	32
Tax Sale	TS	***	***	***	128
Tax Petition	TP	***	***	***	21

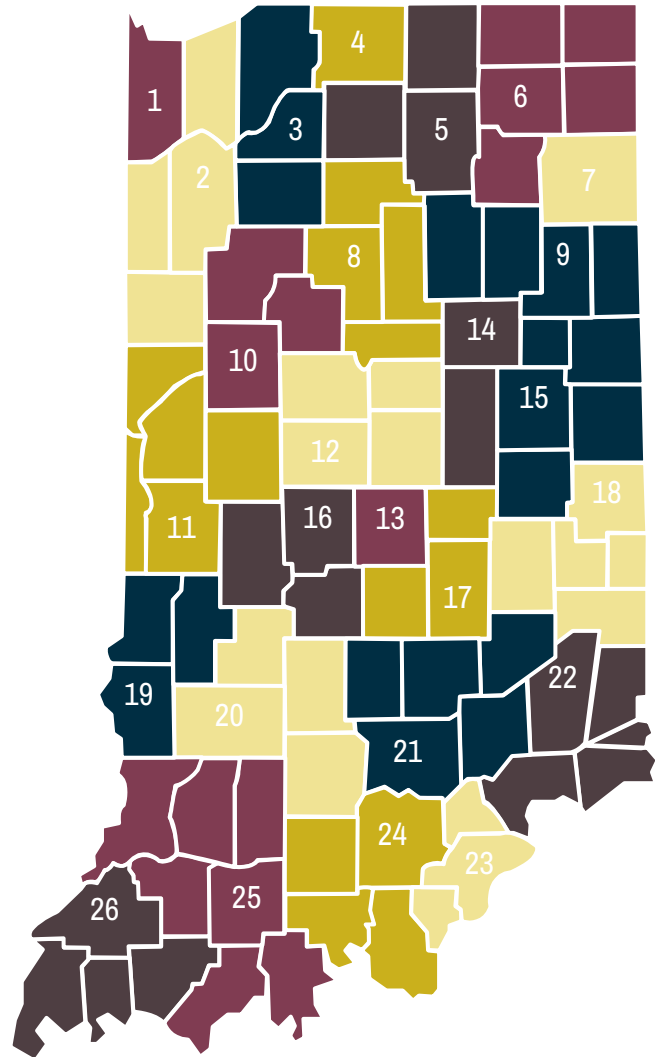
\*A case type name and abbreviation were not given to Problem-Solving court referrals. The number of Problem-Solving court referrals is provided by each court in Part V, Line 7, of the Quarterly Case Status Report (QCSR).

\*\*Indiana's Level System was created under HEA 1006 and didn't go into effect until 7/1/14.

\*\*\*Case type was created, and minutes were determined, as part of the 2016 CAPTURE study.

## Weighted Caseloads by District

District	Need	Have	Utilization
1	31.52	34.40	.92
2	13.86	14.90	.93
3	12.21	12.00	1.02
4	19.03	20.63	.92
5	22.06	17.91	1.23
6	13.21	13.01	1.02
7	28.23	23.01	1.23
8	16.13	13.60	1.19
9	9.45	8.40	1.13
10	14.10	13.47	1.05
11	7.23	7.30	.99
12	21.94	17.22	1.27
13	87.97	97.46	.90
14	17.40	15.36	1.13
15	15.95	16.50	.97
16	13.00	12.79	1.02
17	15.61	15.02	1.04
18	10.24	12.30	.83
19	17.28	13.71	1.26
20	17.29	19.20	.90
21	15.81	14.33	1.10
22	9.61	10.10	.95
23	18.53	16.02	1.16
24	7.13	7.40	.96
25	14.28	12.80	1.12
26	29.59	25.50	1.16



## 2019 Weighted Caseload Measures

Weighted Caseload Measures			2019			2018			2017		
County	Code	Court	Need	Have	Util	Need	Have	Util	Need	Have	Util
Adams	01C01	Circuit Court	1.13	1.00	1.13	1.12	1.00	1.12	1.05	1.00	1.05
	01D01	Superior Court	0.97	1.00	0.97	0.84	1.00	0.84	0.91	1.00	0.91
	County Total		2.10	2.00	1.05	1.96	2.00	0.98	1.96	2.00	0.98
Allen	02C01	Circuit Court	3.08	3.00	1.03	3.25	3.00	1.08	3.61	3.00	1.20
	02D01	Superior Court 1	1.81	2.00	0.90	1.96	2.00	0.98	2.01	2.00	1.01
	02D02	Superior Court 2	2.07	2.00	1.04	2.18	2.00	1.09	2.13	2.00	1.06
	02D03	Superior Court 3	2.02	2.00	1.01	2.24	2.00	1.12	2.19	2.00	1.09
	02D04	Superior Court 4	2.78	2.00	1.39	2.70	2.00	1.35	2.48	2.00	1.24
	02D05	Superior Court 5	3.35	2.00	1.67	3.57	2.00	1.79	3.34	2.00	1.67
	02D06	Superior Court 6	2.98	2.00	1.49	3.21	2.00	1.60	2.86	2.00	1.43
	02D07	Superior Court 7	3.39	3.00	1.13	3.72	3.00	1.24	3.75	3.00	1.25
	02D08	Superior Court 8	4.53	3.00	1.51	4.23	3.00	1.41	3.94	3.00	1.31
	02D09	Superior Court 9	2.22	2.00	1.11	2.33	2.00	1.17	2.28	2.00	1.14
	County Total		28.23	23.01	1.23	29.41	23.01	1.28	28.59	23.01	1.24
Bartholomew	03C01	Circuit Court	2.03	1.81	1.12	1.67	1.81	0.92	1.71	2.01	0.85
	03D01	Superior Court 1	1.44	1.07	1.35	1.39	1.07	1.30	1.41	1.07	1.33
	03D02	Superior Court 2	2.29	2.05	1.12	2.38	2.05	1.16	2.24	2.05	1.09
	County Total		5.76	4.93	1.17	5.44	4.93	1.10	5.36	5.13	1.05
Benton	04C01	Circuit Court	0.57	1.00	0.57	0.52	1.00	0.52	0.50	1.00	0.50
	County Total		0.57	1.00	0.57	0.52	1.00	0.52	0.50	1.00	0.50
Blackford	05C01	Circuit Court	0.46	1.00	0.46	0.43	1.00	0.43	0.48	1.00	0.48
	05D01	Superior Court	0.43	1.00	0.43	0.45	1.00	0.45	0.34	1.00	0.34
	County Total		0.89	2.00	0.45	0.87	2.00	0.44	0.82	2.00	0.41
Boone	06C01	Circuit Court	1.93	2.00	0.96	1.77	2.00	0.89	2.31	2.00	1.15
	06D01	Superior Court 1	1.36	1.00	1.36	1.26	1.00	1.26	1.14	1.00	1.14
	06D02	Superior Court 2	1.13	1.22	0.93	1.11	1.22	0.91	1.25	1.22	1.02
	County Total		4.42	4.22	1.05	4.14	4.22	0.98	4.69	4.22	1.11
Brown	07C01	Circuit Court	0.84	2.00	0.42	0.99	2.00	0.50	1.14	2.00	0.57
	County Total		0.84	2.00	0.42	0.99	2.00	0.50	1.14	2.00	0.57
Carroll	08C01	Circuit Court	0.56	1.00	0.56	0.66	1.00	0.66	0.56	1.00	0.56
	08D01	Superior Court	0.57	1.00	0.57	0.72	1.00	0.72	0.62	1.00	0.62
	County Total		1.13	2.00	0.57	1.38	2.00	0.69	1.18	2.00	0.59
Cass	09C01	Circuit Court	1.21	1.00	1.21	0.95	1.00	0.95	1.21	1.00	1.21
	09D01	Superior Court 1	1.13	1.00	1.13	1.07	1.00	1.07	1.01	1.00	1.01
	09D02	Superior Court 2	1.00	1.00	1.00	1.27	1.00	1.27	1.25	1.00	1.25
	County Total		3.35	3.00	1.12	3.29	3.00	1.10	3.48	3.00	1.16
Clark	10C01	Circuit Court 1	2.67	2.00	1.34	2.77	2.00	1.39	2.32	2.00	1.16
	10C02	Circuit Court 2	2.37	2.00	1.18	2.30	2.00	1.15	2.93	2.00	1.47
	10C03	Circuit Court 3	2.56	2.00	1.28	3.02	2.00	1.51	3.39	2.00	1.69
	10C04	Circuit Court 4	2.32	2.00	1.16	2.34	2.00	1.17	2.43	2.00	1.21
	County Total		9.92	8.00	1.24	10.43	8.00	1.30	11.06	8.00	1.38
Clay	11C01	Circuit Court	1.33	1.00	1.33	1.39	1.00	1.39	1.17	1.00	1.17

Weighted Caseload Measures			2019			2018			2017		
County	Code	Court	Need	Have	Util	Need	Have	Util	Need	Have	Util
	11D01	Superior Court	0.90	1.00	0.90	0.80	1.00	0.80	0.90	1.00	0.90
	County Total		2.23	2.00	1.11	2.19	2.00	1.09	2.07	2.00	1.04
Clinton	12C01	Circuit Court	1.49	1.00	1.49	1.35	1.00	1.35	1.53	1.00	1.53
	12D01	Superior Court	1.13	1.00	1.13	1.19	1.00	1.19	1.03	1.00	1.03
	County Total		2.62	2.00	1.31	2.53	2.00	1.27	2.57	2.00	1.28
Crawford	13C01	Circuit Court	0.93	1.00	0.93	0.81	1.20	0.68	1.03	1.20	0.85
	County Total		0.93	1.00	0.93	0.81	1.20	0.68	1.03	1.20	0.85
Daviss	14C01	Circuit Court	1.01	1.30	0.78	1.17	1.30	0.90	1.04	1.30	0.80
	14D01	Superior Court	1.41	1.00	1.41	1.41	1.00	1.41	1.36	1.00	1.36
	County Total		2.42	2.30	1.05	2.58	2.30	1.12	2.40	2.30	1.04
Dearborn	15C01	Circuit Court	1.40	1.50	0.93	1.47	1.50	0.98	1.70	1.50	1.13
	15D01	Superior Court 1	1.10	1.00	1.10	1.19	1.00	1.19	1.04	1.00	1.04
	15D02	Superior Court 2	1.16	1.00	1.16	1.02	1.00	1.02	1.01	1.00	1.01
	County Total		3.66	3.50	1.04	3.68	3.50	1.05	3.75	3.50	1.07
Decatur	16C01	Circuit Court	1.46	1.00	1.46	1.47	1.00	1.47	1.65	1.00	1.65
	16D01	Superior Court	1.55	1.00	1.55	1.51	1.00	1.51	1.25	1.00	1.25
	County Total		3.01	2.00	1.51	2.98	2.00	1.49	2.91	2.00	1.45
DeKalb	17C01	Circuit Court	0.88	1.00	0.88	0.85	1.00	0.85	1.05	1.00	1.05
	17D01	Superior Court 1	1.41	1.00	1.41	1.41	1.00	1.41	1.38	1.00	1.38
	17D02	Superior Court 2	0.96	1.00	0.96	0.84	1.00	0.84	0.92	1.00	0.92
	County Total		3.26	3.00	1.09	3.10	3.00	1.03	3.36	3.00	1.12
Delaware	18C01	Circuit Court 1	1.04	1.10	0.94	1.24	1.12	1.10	1.25	1.12	1.11
	18C02	Circuit Court 2	2.46	2.50	0.98	2.70	2.52	1.07	2.68	2.52	1.06
	18C03	Circuit Court 3	1.32	1.10	1.20	1.24	1.12	1.11	1.20	1.12	1.07
	18C04	Circuit Court 4	1.41	1.00	1.41	1.58	1.00	1.58	1.27	1.00	1.27
	18C05	Circuit Court 5	1.52	1.20	1.27	1.12	1.24	0.91	1.20	1.24	0.97
	County Total		7.74	6.90	1.12	7.89	7.00	1.13	7.60	7.00	1.09
Dubois	19C01	Circuit Court	1.48	1.00	1.48	1.77	1.00	1.77	1.69	1.00	1.69
	19D01	Superior Court	1.10	1.00	1.10	1.16	1.00	1.16	1.13	1.00	1.13
	County Total		2.58	2.00	1.29	2.93	2.00	1.46	2.82	2.00	1.41
Elkhart	20C01	Circuit Court	2.42	2.00	1.21	2.63	2.00	1.31	3.07	2.00	1.53
	20D01	Superior Court 1	2.29	2.20	1.04	2.34	2.20	1.06	2.20	2.40	0.92
	20D02	Superior Court 2	1.44	1.20	1.20	1.44	1.20	1.20	1.34	1.20	1.11
	20D03	Superior Court 3	1.15	1.01	1.13	1.27	1.01	1.26	1.05	1.08	0.97
	20D04	Superior Court 4	1.57	1.02	1.54	1.59	1.02	1.56	1.50	1.02	1.47
	20D05	Superior Court 5	1.70	1.43	1.19	1.91	1.43	1.34	1.84	1.43	1.29
	20D06	Superior Court 6	2.87	2.05	1.40	2.89	2.05	1.41	3.00	2.05	1.46
	County Total		13.44	10.91	1.23	14.07	10.91	1.29	13.99	11.18	1.25
Fayette	21C01	Circuit Court	1.12	1.00	1.12	1.19	1.00	1.19	1.19	1.00	1.19
	21D01	Superior Court	1.08	1.00	1.08	1.14	1.00	1.14	1.16	1.00	1.16
	County Total		2.19	2.00	1.10	2.33	2.00	1.16	2.35	2.00	1.18
Floyd	22C01	Circuit Court	1.68	1.40	1.20	1.68	1.40	1.20	2.03	1.40	1.45
	22D01	Superior Court 1	1.70	1.10	1.55	1.77	1.10	1.61	1.54	1.10	1.40

Weighted Caseload Measures			2019			2018			2017		
County	Code	Court	Need	Have	Util	Need	Have	Util	Need	Have	Util
	22D02	Superior Court 2	1.38	1.20	1.15	1.33	1.20	1.11	1.57	1.20	1.30
	22D03	Superior Court 3	1.10	1.20	0.92	1.09	1.20	0.91	1.29	1.20	1.08
	County Total		5.87	4.90	1.20	5.88	4.90	1.20	6.42	4.90	1.31
Fountain	23C01	Circuit Court	1.12	1.30	0.86	1.48	1.40	1.06	1.23	1.40	0.88
	County Total		1.12	1.30	0.86	1.48	1.40	1.06	1.23	1.40	0.88
Franklin	24C01	Circuit Court 1	0.41	1.00	0.41	0.56	1.00	0.56	0.55	1.00	0.55
	24C02	Circuit Court 2	0.57	1.00	0.57	0.58	1.00	0.58	0.62	1.00	0.62
	County Total		0.98	2.00	0.49	1.14	2.00	0.57	1.18	2.00	0.59
Fulton	25C01	Circuit Court	0.91	1.00	0.91	1.08	1.00	1.08	0.95	1.00	0.95
	25D01	Superior Court	0.84	1.00	0.84	0.80	1.00	0.80	0.74	1.00	0.74
	County Total		1.74	2.00	0.87	1.87	2.00	0.94	1.69	2.00	0.85
Gibson	26C01	Circuit Court	1.33	1.00	1.33	1.60	1.00	1.60	1.44	1.00	1.44
	26D01	Superior Court	1.24	1.00	1.24	1.21	1.00	1.21	1.04	1.00	1.04
	County Total		2.57	2.00	1.28	2.81	2.00	1.41	2.48	2.00	1.24
Grant	27C01	Circuit Court	1.17	1.10	1.07	1.35	1.10	1.23	1.54	1.10	1.40
	27D01	Superior Court 1	1.12	1.10	1.02	1.01	1.10	0.92	1.01	1.10	0.92
	27D02	Superior Court 2	2.03	1.80	1.13	1.82	1.80	1.01	2.09	1.80	1.16
	27D03	Superior Court 3	1.14	1.00	1.14	1.20	1.00	1.20	1.01	1.00	1.01
	County Total		5.46	5.00	1.09	5.38	5.00	1.08	5.65	5.00	1.13
Greene	28C01	Circuit Court	1.01	1.50	0.67	1.10	1.50	0.73	1.08	1.50	0.72
	28D01	Superior Court	1.10	1.50	0.73	1.18	1.50	0.78	1.05	1.50	0.70
	County Total		2.11	3.00	0.70	2.27	3.00	0.76	2.13	3.00	0.71
Hamilton	29C01	Circuit Court	2.01	1.51	1.33	1.81	1.51	1.20	1.92	1.51	1.27
	29D01	Superior Court 1	2.45	1.82	1.35	2.51	1.82	1.38	2.47	1.82	1.36
	29D02	Superior Court 2	1.78	1.21	1.47	1.23	1.21	1.02	1.39	1.21	1.15
	29D03	Superior Court 3	2.14	1.45	1.47	1.99	1.45	1.37	2.10	1.45	1.45
	29D04	Superior Court 4	1.75	1.39	1.26	1.69	1.39	1.21	1.59	1.39	1.15
	29D05	Superior Court 5	2.27	1.38	1.65	2.26	1.38	1.64	1.65	1.38	1.20
	29D06	Superior Court 6	1.40	1.24	1.13	1.20	1.24	0.97	1.30	1.24	1.05
	County Total		13.81	10.00	1.38	12.69	10.00	1.27	12.43	10.00	1.24
Hancock	30C01	Circuit Court	1.44	1.30	1.11	1.41	1.30	1.09	1.64	1.00	1.64
	30D01	Superior Court 1	0.81	1.32	0.62	1.38	1.32	1.05	1.48	1.32	1.12
	30D02	Superior Court 2	1.58	1.30	1.22	1.78	1.30	1.37	1.43	1.30	1.10
	County Total		3.83	3.92	0.98	4.58	3.92	1.17	4.55	3.62	1.26
Harrison	31C01	Circuit Court	1.10	1.40	0.78	1.07	1.40	0.77	1.22	1.40	0.87
	31D01	Superior Court	1.27	1.00	1.27	1.22	1.00	1.22	1.28	1.00	1.28
	County Total		2.37	2.40	0.99	2.29	2.40	0.95	2.50	2.40	1.04
Hendricks	32C01	Circuit Court	1.37	1.10	1.25	1.30	1.10	1.18	1.20	1.10	1.10
	32D01	Superior Court 1	1.35	1.30	1.04	1.32	1.30	1.02	1.37	1.30	1.05
	32D02	Superior Court 2	1.52	1.45	1.05	1.43	1.45	0.99	1.36	1.45	0.94
	32D03	Superior Court 3	1.08	1.20	0.90	1.07	1.20	0.89	1.50	1.20	1.25
	32D04	Superior Court 4	1.28	1.45	0.88	1.34	1.45	0.92	1.26	1.45	0.87
	32D05	Superior Court 5	1.72	1.50	1.15	1.69	1.50	1.12	1.44	1.50	0.96

Weighted Caseload Measures			2019			2018			2017		
County	Code	Court	Need	Have	Util	Need	Have	Util	Need	Have	Util
	County Total		8.33	8.00	1.04	8.15	8.00	1.02	8.13	8.00	1.02
Henry	33C01	Circuit Court 1	1.58	1.30	1.22	1.51	1.30	1.16	1.41	1.30	1.08
	33C02	Circuit Court 2	1.48	1.30	1.14	1.52	1.30	1.17	1.43	1.30	1.10
	33C03	Circuit Court 3	1.13	1.00	1.13	1.07	1.00	1.07	1.09	1.00	1.09
	County Total		4.19	3.60	1.16	4.10	3.60	1.14	3.93	3.60	1.09
Howard	34C01	Circuit Court	2.41	1.60	1.50	2.23	1.60	1.39	2.57	1.60	1.60
	34D01	Superior Court 1	1.57	1.00	1.57	1.68	1.00	1.68	1.58	1.00	1.58
	34D02	Superior Court 2	1.52	1.00	1.52	1.43	1.00	1.43	1.18	1.00	1.18
	34D03	Superior Court 3	1.44	1.00	1.44	1.26	1.00	1.26	1.27	1.00	1.27
	34D04	Superior Court 4	1.24	1.00	1.24	1.28	1.00	1.28	1.06	1.00	1.06
	County Total		8.17	5.60	1.46	7.87	5.60	1.41	7.66	5.60	1.37
Huntington	35C01	Circuit Court	1.42	1.00	1.42	1.17	1.00	1.17	1.04	1.00	1.04
	35D01	Superior Court	1.41	1.40	1.01	1.22	1.40	0.87	1.32	1.20	1.10
	County Total		2.84	2.40	1.18	2.39	2.40	1.00	2.36	2.20	1.07
Jackson	36C01	Circuit Court	1.41	1.00	1.41	1.31	1.00	1.31	1.36	1.00	1.36
	36D01	Superior Court 1	1.09	1.00	1.09	1.09	1.00	1.09	1.05	1.00	1.05
	36D02	Superior Court 2	1.12	1.40	0.80	1.07	1.40	0.77	1.28	1.40	0.91
	County Total		3.62	3.40	1.06	3.47	3.40	1.02	3.68	3.40	1.08
Jasper	37C01	Circuit Court	0.96	1.00	0.96	1.26	1.00	1.26	1.24	1.00	1.24
	37D01	Superior Court	1.10	1.00	1.10	0.99	1.00	0.99	0.99	1.00	0.99
	County Total		2.05	2.00	1.03	2.25	2.00	1.13	2.23	2.00	1.11
Jay	38C01	Circuit Court	0.98	1.00	0.98	0.77	1.00	0.77	0.62	1.00	0.62
	38D01	Superior Court	0.48	1.00	0.48	0.58	1.00	0.58	0.61	1.00	0.61
	County Total		1.45	2.00	0.73	1.35	2.00	0.67	1.22	2.00	0.61
Jefferson	39C01	Circuit Court	1.39	1.50	0.93	1.48	1.00	1.48	1.59	1.00	1.59
	39D01	Superior Court	1.58	1.60	0.99	1.47	1.00	1.47	1.35	1.00	1.35
	County Total		2.97	3.10	0.96	2.95	2.00	1.48	2.95	2.00	1.47
Jennings	40C01	Circuit Court	1.20	1.00	1.20	1.31	1.00	1.31	1.68	1.00	1.68
	40D01	Superior Court	1.38	1.00	1.38	1.35	1.00	1.35	1.45	1.00	1.45
	County Total		2.58	2.00	1.29	2.66	2.00	1.33	3.13	2.00	1.57
Johnson	41C01	Circuit Court	2.47	2.20	1.12	2.47	2.20	1.12	2.66	2.20	1.21
	41D01	Superior Court 1	1.36	1.40	0.97	1.29	1.40	0.92	1.15	1.20	0.96
	41D02	Superior Court 2	1.34	1.20	1.12	1.39	1.20	1.16	1.19	1.20	0.99
	41D03	Superior Court 3	1.38	1.20	1.15	1.17	1.20	0.97	1.26	1.20	1.05
	41D04	Superior Court 4	1.39	1.20	1.16	1.36	1.20	1.13	1.27	1.20	1.06
	County Total		8.53	8.20	1.04	8.56	6.00	1.43	9.03	6.00	1.50
Knox	42C01	Circuit Court	1.40	1.00	1.40	1.48	1.00	1.48	1.21	1.00	1.21
	42D01	Superior Court 1	1.44	1.00	1.44	1.50	1.00	1.50	1.42	1.00	1.42
	42D02	Superior Court 2	1.31	1.00	1.31	1.11	1.00	1.11	0.87	1.00	0.87
	County Total		4.15	3.00	1.38	4.10	3.00	1.37	3.49	3.00	1.16
Kosciusko	43C01	Circuit Court	1.17	1.00	1.17	1.55	1.00	1.55	1.40	1.00	1.40
	43D01	Superior Court 1	1.41	1.00	1.41	1.51	1.00	1.51	1.93	1.00	1.93
	43D02	Superior Court 2	1.20	1.00	1.20	1.23	1.00	1.23	0.95	1.00	0.95

Weighted Caseload Measures			2019			2018			2017		
County	Code	Court	Need	Have	Util	Need	Have	Util	Need	Have	Util
	43D03	Superior Court 3	1.18	1.00	1.18	1.32	1.00	1.32	1.06	1.00	1.06
	County Total		4.96	4.00	1.24	5.61	4.00	1.40	5.35	4.00	1.34
Lagrange	44C01	Circuit Court	0.96	1.00	0.96	0.94	1.00	0.94	0.98	1.00	0.98
	44D01	Superior Court	1.18	1.00	1.18	1.26	1.00	1.26	0.95	1.00	0.95
	County Total		2.14	2.00	1.07	2.20	2.00	1.10	1.93	2.00	0.96
Lake	45C01	Circuit Court	4.39	3.80	1.15	3.88	4.40	0.88	3.90	3.40	1.15
	45D01	Superior Court, Civil 1	0.80	1.00	0.80	0.78	1.00	0.78	0.73	1.00	0.73
	45D02	Superior Court, Civil 2	1.23	1.00	1.23	0.91	1.00	0.91	0.85	1.00	0.85
	45D03	Superior Court, Civil 3	1.56	2.00	0.78	1.24	2.00	0.62	1.27	2.00	0.64
	45D04	Superior Court, Civil 4	0.98	1.00	0.98	0.83	1.00	0.83	1.02	1.00	1.02
	45D05	Superior Court, Civil 5	1.63	2.00	0.81	1.38	2.00	0.69	1.46	2.00	0.73
	45D06	Superior Court, Juv Div	5.74	7.50	0.76	6.20	7.50	0.83	7.22	7.50	0.96
	45D07	Superior Crt, County 1	1.54	2.00	0.77	1.68	2.00	0.84	1.68	2.00	0.84
	45D08	Superior Crt, County 2	1.89	2.00	0.94	2.31	2.00	1.16	2.43	2.00	1.22
	45D09	Superior Crt, County 3	2.32	2.40	0.97	2.74	2.40	1.14	2.60	2.44	1.07
	45D10	Superior Court, Civil 6	1.04	1.00	1.04	0.87	1.00	0.87	0.89	1.00	0.89
	45D11	Superior Court, Civil 7	1.19	1.40	0.85	1.05	1.40	0.75	0.98	1.00	0.98
	45D12	Superior Crt, County 4	1.39	1.30	1.07	1.42	1.30	1.09	1.30	1.30	1.00
	45G01	Superior Court, Crim 1	1.75	1.50	1.17	1.65	1.50	1.10	1.45	1.50	0.97
	45G02	Superior Court, Crim 2	1.43	1.50	0.95	1.32	1.50	0.88	1.21	1.50	0.81
	45G03	Superior Court, Crim 3	1.33	1.50	0.89	1.29	1.50	0.86	1.20	1.50	0.80
	45G04	Superior Court, Crim 4	1.30	1.50	0.87	1.27	1.50	0.85	1.26	1.50	0.84
County Total		31.52	34.40	0.92	30.83	35.00	0.88	31.45	33.64	0.93	
Laporte	46C01	Circuit Court	3.13	3.00	1.04	2.87	3.00	0.96	2.95	3.00	0.98
	46D01	Superior Court 1	1.52	1.00	1.52	1.24	1.00	1.24	1.27	1.00	1.27
	46D02	Superior Court 2	1.26	1.00	1.26	1.28	1.00	1.28	1.32	1.00	1.32
	46D03	Superior Court 3	1.11	1.00	1.11	1.07	1.00	1.07	1.04	1.00	1.04
	46D04	Superior Court 4	2.16	2.00	1.08	1.99	2.00	1.00	2.10	2.00	1.05
	County Total		9.18	8.00	1.15	8.44	8.00	1.06	8.68	8.00	1.08
Lawrence	47C01	Circuit Court	1.59	2.00	0.80	1.54	2.00	0.77	1.82	2.00	0.91
	47D01	Superior Court 1	1.34	1.00	1.34	0.92	1.00	0.92	0.95	1.00	0.95
	47D02	Superior Court 2	1.34	1.00	1.34	1.22	1.00	1.22	1.36	1.00	1.36
	County Total		4.28	4.00	1.07	3.68	4.00	0.92	4.13	4.00	1.03
Madison	48C01	Circuit Court 1	1.99	2.01	0.99	2.10	1.89	1.11	2.14	1.89	1.13
	48C02	Circuit Court 2	3.09	2.15	1.44	3.09	2.11	1.46	3.17	2.11	1.50
	48C03	Circuit Court 3	1.77	1.76	1.00	1.69	1.70	0.99	1.73	1.68	1.03
	48C04	Circuit Court 4	1.80	1.56	1.15	1.71	1.42	1.20	1.70	1.50	1.13
	48C05	Circuit Court 5	1.59	1.20	1.32	1.54	1.10	1.40	1.51	1.36	1.11
	48C06	Circuit Court 6	1.70	1.67	1.02	1.45	1.83	0.79	1.47	1.83	0.80
	County Total		11.94	10.36	1.15	11.57	10.06	1.15	11.72	10.38	1.13
Marion	49C01	Circuit Court	6.23	8.20	0.76	6.38	8.20	0.78	4.85	8.00	0.61
	49D01	Superior, Civil 1	1.61	1.77	0.91	1.51	1.80	0.84	1.48	1.80	0.82
	49D02	Superior, Civil 2	1.72	1.68	1.02	1.78	1.70	1.05	1.63	2.70	0.60

Weighted Caseload Measures			2019			2018			2017		
County	Code	Court	Need	Have	Util	Need	Have	Util	Need	Have	Util
	49D03	Superior, Civil 3	1.79	1.67	1.07	1.76	1.80	0.98	1.67	1.80	0.93
	49D04	Superior, Civil 4	1.89	2.27	0.83	1.90	1.90	1.00	1.84	1.90	0.97
	49D05	Superior, Civil 5	1.69	1.67	1.01	1.68	2.10	0.80	1.62	2.10	0.77
	49D06	Superior, Civil 6	1.76	1.67	1.05	1.85	1.70	1.09	1.81	1.70	1.06
	49D07	Superior, Civil 7	1.74	1.67	1.04	1.71	1.77	0.96	1.61	1.70	0.95
	49D08	Superior, Probate	3.29	3.00	1.10	3.16	3.00	1.05	3.24	2.00	1.62
	49D09	Superior, Juvenile Division	6.55	6.60	0.99	13.40	12.00	1.12	16.44	11.80	1.39
	49D10	Superior, Civil 10	1.81	1.67	1.09	1.80	1.80	1.00	1.76	1.80	0.98
	49D11	Superior, Civil 11	1.78	1.67	1.06	1.77	1.70	1.04	1.70	1.70	1.00
	49D12	Superior, Civil 12	1.68	1.97	0.85	1.58	2.07	0.76	1.69	1.90	0.89
	49D13	Superior, Civil 13	1.76	1.67	1.05	1.74	1.70	1.02	1.59	1.70	0.94
	49D14	Superior, Civil 14	1.75	1.64	1.06	1.76	1.69	1.04	1.61	1.69	0.95
	49D15	Superior, Juvenile Division	6.16	6.00	1.03	-	-	-	-	-	-
	49G01	Superior, Criminal 1	1.66	2.00	0.83	1.79	1.83	0.98	1.51	1.83	0.82
	49G02	Superior, Criminal 2	1.74	2.00	0.87	1.75	2.01	0.87	1.60	2.01	0.80
	49G03	Superior, Criminal 3	1.64	2.00	0.82	1.68	2.17	0.77	1.62	2.17	0.75
	49G04	Superior, Criminal 4	1.69	2.55	0.66	1.69	2.58	0.65	1.60	2.58	0.62
	49G05	Superior, Criminal 5	1.67	2.00	0.84	1.73	1.74	1.00	1.63	1.74	0.94
	49G06	Superior, Criminal 6	1.69	2.00	0.85	1.64	1.74	0.94	1.65	1.74	0.95
	49G07	Superior, Criminal 7	1.31	1.65	0.79	1.07	1.44	0.75	1.14	1.44	0.79
	49G08	Superior, Criminal 8	1.69	1.95	0.86	1.36	1.67	0.81	2.13	1.67	1.28
	49G09	Superior, Criminal 9	1.52	1.80	0.85	1.53	1.57	0.98	1.70	1.57	1.09
	49G10	Superior, Criminal 10	1.32	1.65	0.80	1.06	1.32	0.80	1.13	1.32	0.85
	49G12	Superior, Criminal 12	1.49	1.65	0.90	1.23	1.14	1.08	1.16	1.14	1.02
	49G13	Sup., Crim 13, Traffic Crt	4.26	1.70	2.51	3.11	1.29	2.41	3.99	1.29	3.09
	49G14	Superior, Criminal 14	2.44	2.60	0.94	2.87	2.34	1.23	3.23	2.34	1.38
	49G15	Superior, Criminal 15	1.52	2.00	0.76	1.49	1.57	0.95	1.69	1.57	1.08
	49G16	Superior, Criminal 16	2.15	2.00	1.08	2.12	1.87	1.14	2.21	1.87	1.18
	49G17	Superior, Criminal 17	2.09	2.00	1.05	2.14	1.86	1.15	2.19	1.85	1.19
	49G18	Superior, Criminal 18	1.49	1.75	0.85	1.63	1.44	1.13	1.60	1.42	1.13
	49G20	Superior, Criminal 20	1.81	2.45	0.74	2.05	2.14	0.96	2.79	2.14	1.30
	49G21	Superior, Criminal 21	1.74	2.35	0.74	2.01	2.14	0.94	2.74	2.14	1.28
	49G24	Superior, Criminal 24	1.49	1.80	0.83	1.55	1.44	1.08	1.55	1.44	1.07
	49G25	Superior, Criminal 25	1.78	1.75	1.02	1.85	1.54	1.20	1.84	1.52	1.21
	49K01	Center Twp Division	1.07	1.00	1.07	1.22	1.00	1.22	-	-	-
	49K02	Decatur Twp Division	0.25	1.00	0.25	0.27	1.00	0.27	-	-	-
	49K03	Lawrence Twp Division	0.84	1.00	0.84	1.10	1.00	1.10	-	-	-
	49K04	Perry Twp Division	0.82	1.00	0.82	0.93	1.00	0.93	-	-	-
	49K05	Pike Twp Division	0.64	2.00	0.32	0.72	1.00	0.72	-	-	-
	49K06	Warren Twp Division	0.87	1.00	0.87	0.97	1.00	0.97	-	-	-
	49K07	Washington Twp Division	0.76	1.00	0.76	0.80	1.00	0.80	-	-	-
	49K08	Wayne Twp Division	1.16	1.00	1.16	1.33	1.00	1.33	-	-	-
	49K09	Franklin Twp Division	0.17	2.00	0.09	0.19	1.00	0.19	-	-	-



Weighted Caseload Measures			2019			2018			2017		
County	Code	Court	Need	Have	Util	Need	Have	Util	Need	Have	Util
	County Total		87.97	97.46	0.90	88.68	90.77	0.98	85.25	81.07	1.05
Marshall	50C01	Circuit Court	1.05	1.00	1.05	1.15	1.00	1.15	1.11	1.00	1.11
	50D01	Superior Court 1	1.33	1.00	1.33	1.29	1.00	1.29	1.04	1.00	1.04
	50D02	Superior Court 2	1.29	1.00	1.29	1.27	1.00	1.27	1.52	1.00	1.52
	County Total		3.67	3.00	1.22	3.71	3.00	1.24	3.68	3.00	1.23
Martin	51C01	Circuit Court	0.78	1.00	0.78	0.87	1.00	0.87	0.87	1.00	0.87
	County Total		0.78	1.00	0.78	0.87	1.00	0.87	0.87	1.00	0.87
Miami	52C01	Circuit Court	0.75	1.00	0.75	0.66	1.00	0.66	0.81	1.00	0.81
	52D01	Superior Court 1	1.13	1.00	1.13	1.22	1.00	1.22	1.11	1.00	1.11
	52D02	Superior Court 2	0.98	1.00	0.98	1.10	1.00	1.10	1.08	1.00	1.08
	County Total		2.87	3.00	0.96	2.98	3.00	0.99	3.00	3.00	1.00
Monroe	53C01	Circuit Court 1	0.91	1.82	0.50	0.63	1.02	0.62	0.57	1.02	0.56
	53C02	Circuit Court 2	1.27	1.04	1.22	1.16	1.06	1.10	1.19	1.14	1.05
	53C03	Circuit Court 3	1.25	1.00	1.25	1.24	1.14	1.09	1.10	1.10	1.00
	53C04	Circuit Court 4	0.84	1.02	0.82	0.78	1.08	0.72	0.93	1.02	0.91
	53C05	Circuit Court 5	1.46	1.08	1.36	1.33	1.22	1.09	1.18	1.19	0.99
	53C06	Circuit Court 6	0.50	1.00	0.50	0.76	1.20	0.63	0.88	1.06	0.83
	53C07	Circuit Court 7	0.89	1.00	0.89	1.25	1.24	1.01	1.31	1.35	0.97
	53C08	Circuit Court 8	0.82	1.00	0.82	0.74	1.02	0.72	0.86	1.02	0.84
	53C09	Circuit Court 9	1.24	1.04	1.19	1.08	1.02	1.06	1.10	1.10	1.00
	County Total		9.19	10.00	0.92	8.96	10.00	0.90	9.12	10.00	0.91
Montgomery	54C01	Circuit Court	1.03	1.00	1.03	1.10	1.00	1.10	1.13	1.00	1.13
	54D01	Superior Court 1	1.28	1.00	1.28	1.11	1.00	1.11	1.20	1.00	1.20
	54D02	Superior Court 2	0.85	1.00	0.85	0.85	1.00	0.85	0.91	1.00	0.91
	County Total		3.17	3.00	1.06	3.06	3.00	1.02	3.24	3.00	1.08
Morgan	55C01	Circuit Court	1.21	1.25	0.97	1.25	1.25	1.00	1.51	1.20	1.26
	55D01	Superior Court 1	1.20	1.25	0.96	1.22	1.25	0.98	1.19	1.25	0.95
	55D02	Superior Court 2	1.06	1.25	0.85	1.01	1.25	0.81	1.03	1.25	0.82
	55D03	Superior Court 3	1.19	1.04	1.15	1.05	1.04	1.01	1.12	1.04	1.08
	County Total		4.68	4.79	0.98	4.53	4.79	0.95	4.85	4.74	1.02
Newton	56C01	Circuit Court	0.36	1.00	0.36	0.39	1.00	0.39	0.47	1.00	0.47
	56D01	Superior Court	0.60	1.00	0.60	0.60	1.00	0.60	0.76	1.00	0.76
	County Total		0.96	2.00	0.48	0.99	2.00	0.49	1.24	2.00	0.62
Noble	57C01	Circuit Court	1.24	1.00	1.24	1.06	1.00	1.06	1.00	1.00	1.00
	57D01	Superior Court 1	0.94	1.00	0.94	1.29	1.00	1.29	1.30	1.00	1.30
	57D02	Superior Court 2	0.87	1.00	0.87	1.09	1.00	1.09	1.14	1.00	1.14
	County Total		3.05	3.00	1.02	3.44	3.00	1.15	3.45	3.00	1.15
Ohio	58C01	Circuit Court	0.37	0.50	0.73	0.37	0.50	0.74	0.40	0.50	0.79
	County Total		0.37	0.50	0.73	0.37	0.50	0.74	0.40	0.50	0.79
Orange	59C01	Circuit Court	1.01	1.00	1.01	0.91	1.00	0.91	1.00	1.00	1.00
	59D01	Superior Court	0.76	1.00	0.76	0.94	1.00	0.94	1.04	1.00	1.04
	County Total		1.77	2.00	0.89	1.85	2.00	0.92	2.04	2.00	1.02
Owen	60C01	Circuit Court 1	0.90	1.00	0.90	0.79	1.00	0.79	0.91	1.00	0.91

Weighted Caseload Measures			2019			2018			2017		
County	Code	Court	Need	Have	Util	Need	Have	Util	Need	Have	Util
	60C02	Circuit Court 2	0.82	1.20	0.68	0.91	1.30	0.70	0.88	1.30	0.68
	County Total		1.72	2.20	0.78	1.69	2.30	0.74	1.78	2.30	0.78
Parke	61C01	Circuit Court	1.26	1.00	1.26	1.41	1.00	1.41	1.29	1.00	1.29
	County Total		1.26	1.00	1.26	1.41	1.00	1.41	1.29	1.00	1.29
Perry	62C01	Circuit Court	1.69	2.00	0.85	1.82	2.00	0.91	1.95	2.00	0.97
	County Total		1.69	2.00	0.85	1.82	2.00	0.91	1.95	2.00	0.97
Pike	63C01	Circuit Court	1.15	1.50	0.77	1.38	1.50	0.92	1.37	1.50	0.91
	County Total		1.15	1.50	0.77	1.38	1.50	0.92	1.37	1.50	0.91
Porter	64C01	Circuit Court	2.61	2.20	1.19	2.68	2.20	1.22	2.90	2.20	1.32
	64D01	Superior Court 1	1.95	2.20	0.89	1.95	2.20	0.89	2.07	2.20	0.94
	64D02	Superior Court 2	1.94	2.20	0.88	1.94	2.20	0.88	1.99	2.20	0.90
	64D03	Superior Court 3	1.23	1.10	1.12	1.38	1.10	1.26	1.47	1.10	1.34
	64D04	Superior Court 4	1.58	1.10	1.43	1.44	1.10	1.31	1.37	1.10	1.24
	64D06	Superior Court 6	0.96	1.10	0.88	1.16	1.10	1.06	1.15	1.10	1.05
	County Total		10.27	9.90	1.04	10.56	9.90	1.07	10.96	9.90	1.11
Posey	65C01	Circuit Court	0.83	1.00	0.83	0.78	1.00	0.78	0.86	1.00	0.86
	65D01	Superior Court	0.76	1.00	0.76	0.65	1.00	0.65	0.82	1.00	0.82
	County Total		1.59	2.00	0.79	1.44	2.00	0.72	1.69	2.00	0.84
Pulaski	66C01	Circuit Court	0.38	1.00	0.38	0.51	1.00	0.51	0.50	1.00	0.50
	66D01	Superior Court	0.63	1.00	0.63	0.63	1.00	0.63	0.69	1.00	0.69
	County Total		1.01	2.00	0.50	1.14	2.00	0.57	1.19	2.00	0.59
Putnam	67C01	Circuit Court	1.22	1.01	1.21	1.18	1.01	1.16	1.32	1.01	1.31
	67D01	Superior Court	1.28	1.00	1.28	1.37	1.00	1.37	1.23	1.00	1.23
	County Total		2.51	2.01	1.25	2.55	2.01	1.27	2.55	2.01	1.27
Randolph	68C01	Circuit Court	0.82	1.00	0.82	0.81	1.00	0.81	0.81	1.00	0.81
	68D01	Superior Court	0.85	1.00	0.85	0.89	1.00	0.89	0.87	1.00	0.87
	County Total		1.68	2.00	0.84	1.69	2.00	0.85	1.68	2.00	0.84
Ripley	69C01	Circuit Court	1.07	1.00	1.07	1.08	1.00	1.08	1.30	1.00	1.30
	69D01	Superior Court	0.77	1.00	0.77	0.79	1.00	0.79	0.72	1.00	0.72
	County Total		1.85	2.00	0.92	1.87	2.00	0.93	2.03	2.00	1.01
Rush	70C01	Circuit Court	0.67	1.00	0.67	0.73	1.00	0.73	0.77	1.00	0.77
	70D01	Superior Court	0.78	1.00	0.78	0.78	1.00	0.78	0.88	1.00	0.88
	County Total		1.45	2.00	0.72	1.51	2.00	0.76	1.65	2.00	0.83
St. Joseph	71C01	Circuit Court	3.49	4.00	0.87	3.44	4.00	0.86	3.10	4.00	0.78
	71D01	Superior Court 1	1.74	1.50	1.15	1.63	1.50	1.09	1.78	1.50	1.18
	71D02	Superior Court 2	1.53	1.50	1.02	1.46	1.50	0.97	1.46	1.50	0.97
	71D03	Superior Court 3	1.47	1.50	0.98	1.40	1.50	0.93	1.31	1.50	0.87
	71D04	Superior Court 4	1.28	1.50	0.85	1.29	1.50	0.86	1.24	1.50	0.82
	71D05	Superior Court 5	1.63	1.50	1.08	1.72	1.50	1.14	1.77	1.50	1.18
	71D06	Superior Court 6	1.41	1.50	0.94	1.41	1.50	0.94	1.33	1.50	0.88
	71D07	Superior Court 7	1.30	1.50	0.87	1.32	1.50	0.87	1.29	1.50	0.86
	71D08	Superior Court 8	1.41	1.50	0.94	1.41	1.50	0.94	1.42	1.50	0.95
71J01	Probate Court	3.77	4.60	0.82	3.90	4.00	0.98	5.59	4.00	1.40	

Weighted Caseload Measures			2019			2018			2017		
County	Code	Court	Need	Have	Util	Need	Have	Util	Need	Have	Util
	County Total		19.03	20.63	0.92	18.98	20.03	0.95	20.30	20.03	1.01
Scott	72C01	Circuit Court	1.68	2.08	0.81	1.75	1.10	1.59	1.87	1.10	1.70
	72D01	Superior Court	1.05	1.04	1.01	1.04	1.02	1.02	1.09	1.02	1.07
	County Total		2.74	3.12	0.88	2.79	2.12	1.31	2.96	2.12	1.40
Shelby	73C01	Circuit Court	1.38	1.30	1.06	1.13	1.30	0.87	1.19	1.30	0.92
	73D01	Superior Court 1	1.18	1.30	0.91	1.42	1.30	1.09	1.55	1.30	1.19
	73D02	Superior Court 2	1.28	1.30	0.98	1.22	1.30	0.94	1.39	1.30	1.07
	County Total		3.85	3.90	0.99	3.76	3.90	0.97	4.13	3.90	1.06
Spencer	74C01	Circuit Court	1.50	1.00	1.50	1.47	1.00	1.47	1.42	1.00	1.42
	County Total		1.50	1.00	1.50	1.47	1.00	1.47	1.42	1.00	1.42
Starke	75C01	Circuit Court	2.03	2.00	1.01	1.65	2.00	0.83	1.38	2.00	0.69
	County Total		2.03	2.00	1.01	1.65	2.00	0.83	1.38	2.00	0.69
Steuben	76C01	Circuit Court	1.70	1.60	1.07	1.31	1.60	0.82	1.31	1.60	0.82
	76D01	Superior Court	0.89	1.40	0.64	0.90	1.40	0.65	0.87	1.40	0.62
	County Total		2.59	3.00	0.86	2.22	3.00	0.74	2.17	3.00	0.72
Sullivan	77C01	Circuit Court	1.07	1.50	0.72	1.25	1.50	0.83	1.03	1.50	0.68
	77D01	Superior Court	0.78	1.00	0.78	0.67	1.00	0.67	0.63	1.00	0.63
	County Total		1.85	2.50	0.74	1.92	2.50	0.77	1.66	2.50	0.66
Switzerland	78C01	Circuit Court	0.76	1.00	0.76	0.78	1.00	0.78	0.70	1.00	0.70
	County Total		0.76	1.00	0.76	0.78	1.00	0.78	0.70	1.00	0.70
Tippecanoe	79C01	Circuit Court	1.61	1.24	1.30	1.44	1.23	1.17	1.26	1.22	1.03
	79D01	Superior Court 1	1.10	1.10	1.00	1.35	1.11	1.22	1.16	1.12	1.03
	79D02	Superior Court 2	1.56	1.18	1.32	1.47	1.18	1.25	1.52	1.22	1.24
	79D03	Superior Court 3	1.61	2.43	0.66	1.83	2.42	0.76	1.84	2.36	0.78
	79D04	Superior Court 4	1.78	1.22	1.45	2.26	1.25	1.81	1.98	1.23	1.61
	79D05	Superior Court 5	1.84	1.17	1.57	1.87	1.16	1.61	1.78	1.16	1.53
	79D06	Superior Court 6	2.01	1.14	1.77	2.00	1.13	1.77	1.99	1.14	1.74
	County Total		11.49	9.47	1.21	12.23	9.48	1.29	11.53	9.46	1.22
Tipton	80C01	Circuit Court	1.09	1.00	1.09	0.95	1.00	0.95	1.03	1.10	0.94
	County Total		1.09	1.00	1.09	0.95	1.00	0.95	1.03	1.10	0.94
Union	81C01	Circuit Court	0.40	1.00	0.40	0.43	1.00	0.43	0.47	1.00	0.47
	County Total		0.40	1.00	0.40	0.43	1.00	0.43	0.47	1.00	0.47
Vanderburgh	82C01	Circuit Court	3.91	4.00	0.98	4.28	3.00	1.43	4.04	3.00	1.35
	82D01	Superior Court 1	2.78	2.00	1.39	2.25	1.75	1.29	2.23	1.75	1.27
	82D02	Superior Court 2	1.68	1.50	1.12	1.89	1.20	1.58	1.82	1.20	1.52
	82D03	Superior Court 3	2.04	1.50	1.36	1.94	1.50	1.30	1.67	1.50	1.11
	82D04	Superior Court 4	2.95	2.50	1.18	3.24	2.30	1.41	3.56	2.30	1.55
	82D05	Superior Court 5	2.76	2.00	1.38	2.21	1.75	1.26	2.24	1.75	1.28
	82D06	Superior Court 6	2.65	2.00	1.32	2.20	1.75	1.26	2.21	1.75	1.26
	82D07	Superior Court 7	2.66	2.00	1.33	2.23	1.75	1.28	2.18	1.75	1.25
County Total		21.43	17.50	1.22	20.25	15.00	1.35	19.96	15.00	1.33	
Vermillion	83C01	Circuit Court	1.14	1.00	1.14	1.24	1.00	1.24	1.40	1.00	1.40
	County Total		1.14	1.00	1.14	1.24	1.00	1.24	1.40	1.00	1.40

Weighted Caseload Measures			2019			2018			2017		
County	Code	Court	Need	Have	Util	Need	Have	Util	Need	Have	Util
Vigo	84C01/ D03	Circuit/Superior 3	3.50	2.20	1.61	3.26	2.20	1.48	3.69	2.20	1.68
	84D01	Superior Court 1	1.44	1.00	1.44	1.24	1.05	1.18	1.30	1.05	1.24
	84D02	Superior Court 2	1.25	1.00	1.25	1.15	1.00	1.15	1.22	1.00	1.22
	84D04	Superior Court 4	1.56	1.00	1.56	1.54	1.00	1.54	1.43	1.00	1.43
	84D05	Superior Court 5	1.56	1.00	1.56	1.11	1.00	1.11	1.09	1.00	1.09
	84D06	Superior Court 6	1.33	1.00	1.33	1.24	1.00	1.24	1.31	1.00	1.31
	County Total			10.64	7.20	1.48	9.55	7.25	1.32	10.03	7.25
Wabash	85C01	Circuit Court	1.31	1.00	1.31	1.24	1.00	1.24	1.22	1.00	1.22
	85D01	Superior Court	1.28	1.00	1.28	1.26	1.00	1.26	1.15	1.00	1.15
	County Total			2.59	2.00	1.29	2.50	2.00	1.25	2.38	2.00
Warren	86C01	Circuit Court	0.54	1.00	0.54	0.59	1.00	0.59	0.56	1.00	0.56
	County Total			0.54	1.00	0.54	0.59	1.00	0.56	1.00	0.56
Warrick	87C01	Circuit Court	1.25	1.20	1.04	1.40	1.20	1.16	1.40	1.20	1.17
	87D01	Superior Court 1	1.51	1.40	1.08	1.68	1.40	1.20	1.45	1.40	1.03
	87D02	Superior Court 2	1.24	1.40	0.89	1.36	1.40	0.97	1.24	1.40	0.88
	County Total			4.00	4.00	1.00	4.44	4.00	1.11	4.08	4.00
Washington	88C01	Circuit Court	1.00	1.00	1.00	0.95	1.00	0.95	1.00	1.00	1.00
	88D01	Superior Court	1.06	1.00	1.06	1.11	1.00	1.11	0.97	1.00	0.97
	County Total			2.07	2.00	1.03	2.06	2.00	1.03	1.98	2.00
Wayne	89C01	Circuit Court	1.21	1.10	1.10	1.12	1.10	1.02	1.04	1.17	0.89
	89D01	Superior Court 1	1.19	1.10	1.08	1.17	1.10	1.06	1.07	1.17	0.91
	89D02	Superior Court 2	1.19	1.10	1.08	1.14	1.10	1.04	1.02	1.17	0.88
	89D03	Superior Court 3	1.62	2.00	0.81	1.55	2.00	0.77	2.08	2.00	1.04
	County Total			5.21	5.30	0.98	4.98	5.30	0.94	5.21	5.51
Wells	90C01	Circuit Court	0.94	1.00	0.94	0.93	1.00	0.93	0.95	1.00	0.95
	90D01	Superior Court	0.99	1.00	0.99	0.86	1.00	0.86	0.69	1.00	0.69
	County Total			1.93	2.00	0.96	1.79	2.00	0.89	1.64	2.00
White	91C01	Circuit Court	0.73	1.00	0.73	0.74	1.00	0.74	0.90	1.00	0.90
	91D01	Superior Court	0.75	1.00	0.75	0.74	1.00	0.74	0.81	1.00	0.81
	County Total			1.47	2.00	0.74	1.48	2.00	0.74	1.71	2.00
Whitley	92C01	Circuit Court	0.97	1.01	0.96	1.11	1.01	1.10	1.27	1.01	1.26
	92D01	Superior Court	1.20	1.00	1.20	1.06	1.00	1.06	1.19	1.00	1.19
	County Total			2.17	2.01	1.08	2.17	2.01	1.08	2.47	2.01
STATE			498.7	484.4	1.03	498.7	474.5	1.05	498.3	463.9	1.07

## 2019 Temporary Adjusted Weighted Caseload Measures

Indiana's weighted caseload measures system is intended to apply only to new case filings. Until the Temporary Adjusted Weighted Caseload Report was created, all reports reflected trial court utilization statistics based solely on the number of new cases filed in each court. Each year, the baseline utilization figures shift somewhat during the year due to the transfer of cases among the courts (because of change of venue from the county or the judge and judicial recusals), senior judge service, and other shifts of judicial time and cases.

For CY 2019, we have calculated the temporary adjusted weighted caseload utilization figures. The temporary adjusted statistics have been calculated by

- adding to the court's total minutes the cases in which the reporting judge assumed jurisdiction as a special judge in other courts;
- adding to the court's total minutes the venued in and transferred in cases;

- adding to the reporting court's total minutes the time that senior judges serve in the reporting court;
- subtracting from the court's total minutes the number of cases in which another judge assumed jurisdiction as a special judge in the reporting court; and
- subtracting from the court's total minutes the venued out and transferred out cases.

The information in the Temporary Adjusted Weighted Caseload Report does not change the fundamental filing patterns in the trial courts. It reflects some of the ways that courts shift caseloads and resources, sometimes in order to deal with uneven caseloads. Because these shifts are temporary, they should only be used as an additional reference and not as the baseline for weighted caseload statistics. The temporary data is reported so that courts could see how the shifting of caseloads and judicial officer resources actually played out in CY 2019.

## 2019 Table of Temporary Adjusted Weighted Caseload Measures

County	Court	Court Name	2019 Weighted Caseload Measures			2019 Temporary Adjusted Weighted Caseload Measures			
			Need	Have	Util	Need	Have	Util	Change
Adams	01C01	Circuit Court	1.13	1.00	1.13	1.18	1.18	1.00	-0.14
	01D01	Superior Court	0.97	1.00	0.97	0.94	1.09	0.87	-0.10
	County Total		2.10	2.00	1.05	2.12	2.27	0.94	-0.11
Allen	02C01	Circuit Court	3.08	3.00	1.03	3.15	3.08	1.02	0.00
	02D01	Superior Court 1	1.81	2.00	0.90	1.80	2.00	0.90	0.00
	02D02	Superior Court 2	2.07	2.00	1.04	2.07	2.13	0.97	-0.06
	02D03	Superior Court 3	2.02	2.00	1.01	2.01	2.02	0.99	-0.02
	02D04	Superior Court 4	2.78	2.00	1.39	3.25	2.28	1.43	0.04
	02D05	Superior Court 5	3.35	2.00	1.67	3.27	2.60	1.26	-0.42
	02D06	Superior Court 6	2.98	2.00	1.49	2.83	2.10	1.35	-0.14
	02D07	Superior Court 7	3.39	3.00	1.13	3.33	3.00	1.11	-0.02
	02D08	Superior Court 8	4.53	3.00	1.51	4.84	3.05	1.58	0.07
	02D09	Superior Court 9	2.22	2.00	1.11	2.21	2.00	1.11	0.00
	County Total		28.23	23.01	1.23	28.76	24.27	1.19	-0.04
Bartholomew	03C01	Circuit Court	2.03	1.81	1.12	2.11	1.98	1.06	-0.06
	03D01	Superior Court 1	1.44	1.07	1.35	1.48	1.12	1.32	-0.03
	03D02	Superior Court 2	2.29	2.05	1.12	2.24	2.07	1.08	-0.03
	County Total		5.76	4.93	1.17	5.83	5.17	1.13	-0.04
Benton	04C01	Circuit Court	0.57	1.00	0.57	0.63	1.01	0.63	0.06
	County Total		0.57	1.00	0.57	0.63	1.01	0.63	0.06
Blackford	05C01	Circuit Court	0.46	1.00	0.46	0.39	1.00	0.39	-0.07
	05D01	Superior Court	0.43	1.00	0.43	0.62	1.00	0.62	0.19
	County Total		0.89	2.00	0.45	1.01	2.00	0.51	0.06
Boone	06C01	Circuit Court	1.93	2.00	0.96	1.92	2.02	0.95	-0.01
	06D01	Superior Court 1	1.36	1.00	1.36	1.39	1.01	1.37	0.01
	06D02	Superior Court 2	1.13	1.22	0.93	1.13	1.22	0.93	0.00
	County Total		4.42	4.22	1.05	4.44	4.25	1.04	0.00
Brown	07C01	Circuit Court	0.84	2.00	0.42	0.82	2.00	0.41	-0.01
	County Total		0.84	2.00	0.42	0.82	2.00	0.41	-0.01
Carroll	08C01	Circuit Court	0.56	1.00	0.56	0.58	1.01	0.57	0.01
	08D01	Superior Court	0.57	1.00	0.57	0.60	1.00	0.60	0.03
	County Total		1.13	2.00	0.57	1.17	2.01	0.58	0.02
Cass	09C01	Circuit Court	1.21	1.00	1.21	1.28	1.33	0.96	-0.26
	09D01	Superior Court 1	1.13	1.00	1.13	1.20	1.30	0.92	-0.21
	09D02	Superior Court 2	1.00	1.00	1.00	0.99	1.58	0.62	-0.38
	County Total		3.35	3.00	1.12	3.46	4.21	0.82	-0.29
Clark	10C01	Circuit Court 1	2.67	2.00	1.34	2.84	2.13	1.33	0.00
	10C02	Circuit Court 2	2.37	2.00	1.18	2.49	2.23	1.11	-0.07
	10C03	Circuit Court 3	2.56	2.00	1.28	2.71	2.21	1.23	-0.05
	10C04	Circuit Court 4	2.32	2.00	1.16	2.50	2.20	1.14	-0.02
	County Total		9.92	8.00	1.24	10.54	8.78	1.20	-0.04
Clay	11C01	Circuit Court	1.33	1.00	1.33	1.34	1.01	1.32	-0.01

County	Court	Court Name	2019 Weighted Caseload Measures			2019 Temporary Adjusted Weighted Caseload Measures			
			Need	Have	Util	Need	Have	Util	Change
	11D01	Superior Court	0.90	1.00	0.90	0.90	1.26	0.72	-0.18
	County Total		2.23	2.00	1.11	2.24	2.27	0.99	-0.13
Clinton	12C01	Circuit Court	1.49	1.00	1.49	1.53	1.04	1.46	-0.03
	12D01	Superior Court	1.13	1.00	1.13	1.13	1.09	1.04	-0.09
	County Total		2.62	2.00	1.31	2.66	2.13	1.25	-0.06
Crawford	13C01	Circuit Court	0.93	1.00	0.93	0.94	1.27	0.74	-0.19
	County Total		0.93	1.00	0.93	0.94	1.27	0.74	-0.19
Daviss	14C01	Circuit Court	1.01	1.30	0.78	1.01	1.32	0.77	-0.01
	14D01	Superior Court	1.41	1.00	1.41	1.41	1.03	1.36	-0.05
	County Total		2.42	2.30	1.05	2.42	2.35	1.03	-0.02
Dearborn	15C01	Circuit Court	1.40	1.50	0.93	1.39	1.64	0.85	-0.08
	15D01	Superior Court 1	1.10	1.00	1.10	1.09	1.07	1.02	-0.08
	15D02	Superior Court 2	1.16	1.00	1.16	1.20	1.07	1.12	-0.04
	County Total		3.66	3.50	1.04	3.68	3.77	0.97	-0.07
Decatur	16C01	Circuit Court	1.46	1.00	1.46	1.46	1.00	1.46	0.00
	16D01	Superior Court	1.55	1.00	1.55	1.56	1.00	1.56	0.01
	County Total		3.01	2.00	1.51	3.02	2.00	1.51	0.00
DeKalb	17C01	Circuit Court	0.88	1.00	0.88	0.91	1.11	0.82	-0.06
	17D01	Superior Court 1	1.41	1.00	1.41	1.00	1.11	0.90	-0.51
	17D02	Superior Court 2	0.96	1.00	0.96	1.01	1.03	0.98	0.02
	County Total		3.26	3.00	1.09	2.91	3.25	0.90	-0.19
Delaware	18C01	Circuit Court 1	1.04	1.10	0.94	1.07	1.21	0.89	-0.06
	18C02	Circuit Court 2	2.46	2.50	0.98	2.42	2.59	0.94	-0.05
	18C03	Circuit Court 3	1.32	1.10	1.20	1.38	1.18	1.17	-0.03
	18C04	Circuit Court 4	1.41	1.00	1.41	1.43	1.00	1.43	0.02
	18C05	Circuit Court 5	1.52	1.20	1.27	1.53	1.20	1.28	0.01
	County Total		7.74	6.90	1.12	7.83	7.18	1.09	-0.03
Dubois	19C01	Circuit Court	1.48	1.00	1.48	1.50	1.25	1.20	-0.28
	19D01	Superior Court	1.10	1.00	1.10	1.10	1.00	1.10	0.00
	County Total		2.58	2.00	1.29	2.59	2.25	1.16	-0.13
Elkhart	20C01	Circuit Court	2.42	2.00	1.21	2.44	2.03	1.20	-0.01
	20D01	Superior Court 1	2.29	2.20	1.04	2.33	2.21	1.05	0.01
	20D02	Superior Court 2	1.44	1.20	1.20	1.56	1.23	1.26	0.06
	20D03	Superior Court 3	1.15	1.01	1.13	1.28	1.68	0.77	-0.37
	20D04	Superior Court 4	1.57	1.02	1.54	1.52	1.16	1.31	-0.23
	20D05	Superior Court 5	1.70	1.43	1.19	1.62	1.48	1.09	-0.10
	20D06	Superior Court 6	2.87	2.05	1.40	2.87	2.05	1.40	0.00
	County Total		13.44	10.91	1.23	13.62	11.85	1.15	-0.08
Fayette	21C01	Circuit Court	1.12	1.00	1.12	1.11	1.07	1.04	-0.08
	21D01	Superior Court	1.08	1.00	1.08	1.09	1.17	0.93	-0.15
	County Total		2.19	2.00	1.10	2.20	2.24	0.98	-0.12
Floyd	22C01	Circuit Court	1.68	1.40	1.20	1.70	1.53	1.11	-0.09
	22D01	Superior Court 1	1.70	1.10	1.55	1.80	1.27	1.42	-0.13
	22D02	Superior Court 2	1.38	1.20	1.15	1.41	1.37	1.03	-0.12

County	Court	Court Name	2019 Weighted Caseload Measures			2019 Temporary Adjusted Weighted Caseload Measures			
			Need	Have	Util	Need	Have	Util	Change
	22D03	Superior Court 3	1.10	1.20	0.92	1.12	1.33	0.85	-0.07
	County Total		5.87	4.90	1.20	6.04	5.49	1.10	-0.10
Fountain	23C01	Circuit Court	1.12	1.30	0.86	1.13	1.40	0.81	-0.06
	County Total		1.12	1.30	0.86	1.13	1.40	0.81	-0.06
Franklin	24C01	Circuit Court 1	0.41	1.00	0.41	0.40	1.00	0.40	-0.01
	24C02	Circuit Court 2	0.57	1.00	0.57	0.57	1.00	0.57	0.00
	County Total		0.98	2.00	0.49	0.97	2.00	0.49	0.00
Fulton	25C01	Circuit Court	0.91	1.00	0.91	0.93	1.03	0.90	-0.01
	25D01	Superior Court	0.84	1.00	0.84	0.84	1.00	0.84	0.00
	County Total		1.74	2.00	0.87	1.77	2.03	0.87	0.00
Gibson	26C01	Circuit Court	1.33	1.00	1.33	1.35	1.07	1.27	-0.06
	26D01	Superior Court	1.24	1.00	1.24	1.25	1.19	1.06	-0.18
	County Total		2.57	2.00	1.28	2.61	2.25	1.16	-0.13
Grant	27C01	Circuit Court	1.17	1.10	1.07	1.24	1.13	1.09	0.03
	27D01	Superior Court 1	1.12	1.10	1.02	1.28	1.10	1.16	0.14
	27D02	Superior Court 2	2.03	1.80	1.13	1.99	1.84	1.08	-0.04
	27D03	Superior Court 3	1.14	1.00	1.14	1.13	1.05	1.08	-0.06
	County Total		5.46	5.00	1.09	5.64	5.13	1.10	0.01
Greene	28C01	Circuit Court	1.01	1.50	0.67	1.02	1.50	0.68	0.00
	28D01	Superior Court	1.10	1.50	0.73	1.11	1.50	0.74	0.01
	County Total		2.11	3.00	0.70	2.13	3.00	0.71	0.01
Hamilton	29C01	Circuit Court	2.01	1.51	1.33	2.06	1.64	1.26	-0.08
	29D01	Superior Court 1	2.45	1.82	1.35	2.56	1.99	1.29	-0.06
	29D02	Superior Court 2	1.78	1.21	1.47	1.79	1.31	1.37	-0.10
	29D03	Superior Court 3	2.14	1.45	1.47	2.05	1.47	1.40	-0.07
	29D04	Superior Court 4	1.75	1.39	1.26	1.77	1.40	1.26	0.00
	29D05	Superior Court 5	2.27	1.38	1.65	2.37	1.46	1.63	-0.02
	29D06	Superior Court 6	1.40	1.24	1.13	1.42	1.24	1.14	0.01
	County Total		13.81	10.00	1.38	14.03	10.50	1.34	-0.04
Hancock	30C01	Circuit Court	1.44	1.30	1.11	1.46	1.30	1.12	0.01
	30D01	Superior Court 1	0.81	1.32	0.62	0.81	1.32	0.62	0.00
	30D02	Superior Court 2	1.58	1.30	1.22	1.59	1.30	1.22	0.00
	County Total		3.83	3.92	0.98	3.86	3.92	0.98	0.01
Harrison	31C01	Circuit Court	1.10	1.40	0.78	1.10	1.41	0.79	0.00
	31D01	Superior Court	1.27	1.00	1.27	1.28	1.18	1.09	-0.18
	County Total		2.37	2.40	0.99	2.39	2.59	0.92	-0.06
Hendricks	32C01	Circuit Court	1.37	1.10	1.25	1.46	1.10	1.32	0.08
	32D01	Superior Court 1	1.35	1.30	1.04	1.36	1.45	0.94	-0.09
	32D02	Superior Court 2	1.52	1.45	1.05	1.53	1.49	1.02	-0.03
	32D03	Superior Court 3	1.08	1.20	0.90	1.06	1.20	0.88	-0.02
	32D04	Superior Court 4	1.28	1.45	0.88	1.33	1.50	0.89	0.01
	32D05	Superior Court 5	1.72	1.50	1.15	1.77	1.62	1.09	-0.05
	County Total		8.33	8.00	1.04	8.51	8.37	1.02	-0.02
Henry	33C01	Circuit Court 1	1.58	1.30	1.22	1.56	1.36	1.15	-0.06



County	Court	Court Name	2019 Weighted Caseload Measures			2019 Temporary Adjusted Weighted Caseload Measures			
			Need	Have	Util	Need	Have	Util	Change
	33C02	Circuit Court 2	1.48	1.30	1.14	1.52	1.40	1.08	-0.05
	33C03	Circuit Court 3	1.13	1.00	1.13	1.14	1.06	1.07	-0.06
	County Total		4.19	3.60	1.16	4.22	3.82	1.10	-0.06
Howard	34C01	Circuit Court	2.41	1.60	1.50	2.44	1.66	1.46	-0.04
	34D01	Superior Court 1	1.57	1.00	1.57	1.57	1.17	1.34	-0.22
	34D02	Superior Court 2	1.52	1.00	1.52	1.51	1.04	1.46	-0.06
	34D03	Superior Court 3	1.44	1.00	1.44	1.45	1.00	1.45	0.01
	34D04	Superior Court 4	1.24	1.00	1.24	1.25	1.05	1.19	-0.06
	County Total		8.17	5.60	1.46	8.22	5.92	1.39	-0.07
Huntington	35C01	Circuit Court	1.42	1.00	1.42	1.44	1.10	1.31	-0.11
	35D01	Superior Court	1.41	1.40	1.01	1.60	1.40	1.14	0.13
	County Total		2.84	2.40	1.18	3.03	2.50	1.22	0.03
Jackson	36C01	Circuit Court	1.41	1.00	1.41	1.40	1.14	1.23	-0.17
	36D01	Superior Court 1	1.09	1.00	1.09	1.09	1.19	0.92	-0.17
	36D02	Superior Court 2	1.12	1.40	0.80	1.17	1.42	0.82	0.02
	County Total		3.62	3.40	1.06	3.66	3.74	0.98	-0.09
Jasper	37C01	Circuit Court	0.96	1.00	0.96	0.94	1.11	0.85	-0.11
	37D01	Superior Court	1.10	1.00	1.10	1.14	1.10	1.04	-0.06
	County Total		2.05	2.00	1.03	2.08	2.20	0.94	-0.08
Jay	38C01	Circuit Court	0.98	1.00	0.98	0.97	1.00	0.97	0.00
	38D01	Superior Court	0.48	1.00	0.48	0.56	1.00	0.56	0.09
	County Total		1.45	2.00	0.73	1.53	2.00	0.77	0.04
Jefferson	39C01	Circuit Court	1.39	1.50	0.93	1.41	1.79	0.79	-0.14
	39D01	Superior Court	1.58	1.60	0.99	1.58	1.71	0.92	-0.06
	County Total		2.97	3.10	0.96	2.99	3.50	0.85	-0.10
Jennings	40C01	Circuit Court	1.20	1.00	1.20	1.19	1.24	0.97	-0.23
	40D01	Superior Court	1.38	1.00	1.38	1.39	1.17	1.19	-0.19
	County Total		2.58	2.00	1.29	2.59	2.40	1.08	-0.22
Johnson	41C01	Circuit Court	2.47	2.20	1.12	2.63	2.24	1.17	0.05
	41D01	Superior Court 1	1.36	1.40	0.97	1.35	1.42	0.95	-0.02
	41D02	Superior Court 2	1.34	1.20	1.12	1.40	1.27	1.10	-0.02
	41D03	Superior Court 3	1.38	1.20	1.15	1.36	1.23	1.10	-0.05
	41D04	Superior Court 4	1.39	1.20	1.16	1.43	1.20	1.19	0.03
	County Total		7.93	7.20	1.10	8.16	7.37	1.11	0.01
Knox	42C01	Circuit Court	1.40	1.00	1.40	1.41	1.01	1.40	0.00
	42D01	Superior Court 1	1.44	1.00	1.44	1.45	1.21	1.20	-0.24
	42D02	Superior Court 2	1.31	1.00	1.31	1.34	1.00	1.34	0.03
	County Total		4.15	3.00	1.38	4.20	3.21	1.31	-0.08
Kosciusko	43C01	Circuit Court	1.17	1.00	1.17	1.05	1.06	1.00	-0.17
	43D01	Superior Court 1	1.41	1.00	1.41	0.86	1.12	0.77	-0.64
	43D02	Superior Court 2	1.20	1.00	1.20	0.98	1.05	0.93	-0.27
	43D03	Superior Court 3	1.18	1.00	1.18	1.05	1.08	0.97	-0.21
	County Total		4.96	4.00	1.24	3.94	4.31	0.91	-0.33
Lagrange	44C01	Circuit Court	0.96	1.00	0.96	0.95	1.12	0.84	-0.12

County	Court	Court Name	2019 Weighted Caseload Measures			2019 Temporary Adjusted Weighted Caseload Measures			
			Need	Have	Util	Need	Have	Util	Change
	44D01	Superior Court	1.18	1.00	1.18	1.20	1.02	1.18	0.00
	County Total		2.14	2.00	1.07	2.15	2.15	1.00	-0.07
Lake	45C01	Circuit Court	4.39	3.80	1.15	4.41	3.93	1.12	-0.03
	45D01	Superior Court, Civil 1	0.80	1.00	0.80	0.91	1.00	0.91	0.10
	45D02	Superior Court, Civil 2	1.23	1.00	1.23	1.24	1.00	1.24	0.01
	45D03	Superior Court, Civil 3	1.56	2.00	0.78	1.61	2.02	0.80	0.02
	45D04	Superior Court, Civil 4	0.98	1.00	0.98	0.87	1.00	0.87	-0.11
	45D05	Superior Court, Civil 5	1.63	2.00	0.81	1.60	2.00	0.80	-0.01
	45D06	Superior Court, Juvenile Division	5.74	7.50	0.76	5.78	7.50	0.77	0.01
	45D07	Superior Court, County 1	1.54	2.00	0.77	1.53	2.00	0.77	-0.01
	45D08	Superior Court, County 2	1.89	2.00	0.94	1.89	2.08	0.91	-0.03
	45D09	Superior Court, County 3	2.32	2.40	0.97	2.28	2.40	0.95	-0.02
	45D10	Superior Court, Civil 6	1.04	1.00	1.04	1.04	1.04	1.00	-0.04
	45D11	Superior Court, Civil 7	1.19	1.40	0.85	1.28	1.41	0.91	0.06
	45D12	Superior Court, County 4	1.39	1.30	1.07	1.40	1.30	1.07	0.00
	45G01	Superior Court, Criminal 1	1.75	1.50	1.17	1.79	1.53	1.17	0.00
	45G02	Superior Court, Criminal 2	1.43	1.50	0.95	1.44	1.50	0.96	0.00
	45G03	Superior Court, Criminal 3	1.33	1.50	0.89	1.34	1.50	0.89	0.01
	45G04	Superior Court, Criminal 4	1.30	1.50	0.87	1.32	1.50	0.88	0.01
	County Total		31.52	34.40	0.92	31.74	34.71	0.91	0.00
	Laporte	46C01	Circuit Court	3.13	3.00	1.04	3.14	3.05	1.03
46D01		Superior Court 1	1.52	1.00	1.52	1.56	1.00	1.56	0.04
46D02		Superior Court 2	1.26	1.00	1.26	1.30	1.08	1.21	-0.05
46D03		Superior Court 3	1.11	1.00	1.11	1.11	1.14	0.97	-0.13
46D04		Superior Court 4	2.16	2.00	1.08	2.14	2.05	1.05	-0.03
County Total		9.18	8.00	1.15	9.26	8.31	1.11	-0.03	
Lawrence	47C01	Circuit Court	1.59	2.00	0.80	1.88	2.20	0.85	0.06
	47D01	Superior Court 1	1.34	1.00	1.34	1.26	1.01	1.25	-0.09
	47D02	Superior Court 2	1.34	1.00	1.34	1.48	1.09	1.36	0.02
	County Total		4.28	4.00	1.07	4.61	4.30	1.07	0.00
Madison	48C01	Circuit Court 1	1.99	2.01	0.99	2.24	2.02	1.11	0.12
	48C02	Circuit Court 2	3.09	2.15	1.44	3.08	2.15	1.43	0.00
	48C03	Circuit Court 3	1.77	1.76	1.00	1.54	1.81	0.85	-0.15
	48C04	Circuit Court 4	1.80	1.56	1.15	2.06	1.67	1.23	0.08
	48C05	Circuit Court 5	1.59	1.20	1.32	1.63	1.29	1.27	-0.05
	48C06	Circuit Court 6	1.70	1.67	1.02	1.98	1.69	1.17	0.16
	County Total		11.94	10.36	1.15	12.55	10.63	1.18	0.03
Marion	49C01	Circuit Court	6.23	8.20	0.76	6.21	8.43	0.74	-0.02
	49D01	Superior, Civil 1	1.61	1.77	0.91	1.77	1.79	0.99	0.08
	49D02	Superior, Civil 2	1.72	1.68	1.02	1.78	1.68	1.06	0.04
	49D03	Superior, Civil 3	1.79	1.67	1.07	1.77	1.67	1.06	-0.01
	49D04	Superior, Civil 4	1.89	2.27	0.83	1.88	2.36	0.80	-0.03
	49D05	Superior, Civil 5	1.69	1.67	1.01	1.77	1.67	1.06	0.04
	49D06	Superior, Civil 6	1.76	1.67	1.05	1.79	1.67	1.07	0.02

County	Court	Court Name	2019 Weighted Caseload Measures			2019 Temporary Adjusted Weighted Caseload Measures			
			Need	Have	Util	Need	Have	Util	Change
	49D07	Superior, Civil 7	1.74	1.67	1.04	1.70	1.67	1.01	-0.03
	49D08	Superior, Probate	3.29	3.00	1.10	3.30	3.15	1.05	-0.05
	49D09	Superior, Juvenile Division	6.55	6.60	0.99	6.41	6.60	0.97	-0.02
	49D10	Superior, Civil 10	1.81	1.67	1.09	1.77	1.70	1.04	-0.05
	49D11	Superior, Civil 11	1.78	1.67	1.06	1.76	1.67	1.05	-0.01
	49D12	Superior, Civil 12	1.68	1.97	0.85	1.78	1.97	0.90	0.05
	49D13	Superior, Civil 13	1.76	1.67	1.05	1.74	1.67	1.04	-0.01
	49D14	Superior, Civil 14	1.75	1.64	1.06	1.76	1.64	1.07	0.01
	49D15	Superior, Juvenile Division	6.16	6.00	1.03	5.98	6.00	1.00	-0.03
	49G01	Superior, Criminal 1	1.66	2.00	0.83	1.86	2.01	0.92	0.09
	49G02	Superior, Criminal 2	1.74	2.00	0.87	1.94	2.01	0.97	0.10
	49G03	Superior, Criminal 3	1.64	2.00	0.82	1.82	2.04	0.90	0.07
	49G04	Superior, Criminal 4	1.69	2.55	0.66	1.82	2.55	0.71	0.05
	49G05	Superior, Criminal 5	1.67	2.00	0.84	1.86	2.06	0.90	0.07
	49G06	Superior, Criminal 6	1.69	2.00	0.85	1.88	2.00	0.94	0.09
	49G07	Superior, Criminal 7	1.31	1.65	0.79	1.45	1.66	0.87	0.08
	49G08	Superior, Criminal 8	1.69	1.95	0.86	1.89	1.95	0.96	0.10
	49G09	Superior, Criminal 9	1.52	1.80	0.85	1.67	1.87	0.89	0.05
	49G10	Superior, Criminal 10	1.32	1.65	0.80	1.41	1.65	0.85	0.05
	49G12	Superior, Criminal 12	1.49	1.65	0.90	1.64	1.65	0.99	0.09
	49G13	Superior, Criminal 13, Traffic Court	4.26	1.70	2.51	4.11	1.73	2.38	-0.13
	49G14	Superior, Criminal 14	2.44	2.60	0.94	2.99	2.60	1.15	0.21
	49G15	Superior, Criminal 15	1.52	2.00	0.76	1.71	2.00	0.86	0.10
	49G16	Superior, Criminal 16	2.15	2.00	1.08	2.39	2.02	1.18	0.10
	49G17	Superior, Criminal 17	2.09	2.00	1.05	2.16	2.00	1.08	0.03
	49G18	Superior, Criminal 18	1.49	1.75	0.85	1.59	1.75	0.91	0.06
	49G20	Superior, Criminal 20	1.81	2.45	0.74	2.13	2.45	0.87	0.13
	49G21	Superior, Criminal 21	1.74	2.35	0.74	1.80	2.35	0.77	0.03
	49G24	Superior, Criminal 24	1.49	1.80	0.83	1.66	1.81	0.92	0.09
	49G25	Superior, Criminal 25	1.78	1.75	1.02	1.95	1.76	1.10	0.09
	49K01	Center Township Division	1.07	1.00	1.07	1.07	1.00	1.07	0.00
	49K02	Decatur Township Division	0.25	1.00	0.25	0.25	1.00	0.25	0.00
	49K03	Lawrence Township Division	0.84	1.00	0.84	0.83	1.00	0.83	0.00
	49K04	Perry Township Division	0.82	1.00	0.82	0.82	1.00	0.82	0.00
	49K05	Pike Township Division	0.64	2.00	0.32	0.64	2.00	0.32	0.00
	49K06	Warren Township Division	0.87	1.00	0.87	0.87	1.00	0.87	0.00
	49K07	Washington Township Division	0.76	1.00	0.76	0.76	1.00	0.76	0.00
	49K08	Wayne Township Division	1.16	1.00	1.16	1.16	1.00	1.16	0.00
	49K09	Franklin Township Division	0.17	2.00	0.09	0.17	2.00	0.09	0.00
	County Total		87.97	97.46	0.90	91.45	98.28	0.93	0.03
Marshall	50C01	Circuit Court	1.05	1.00	1.05	1.07	1.08	0.99	-0.07
	50D01	Superior Court 1	1.33	1.00	1.33	1.34	1.09	1.23	-0.10
	50D02	Superior Court 2	1.29	1.00	1.29	1.29	1.15	1.12	-0.16
	County Total		3.67	3.00	1.22	3.70	3.32	1.11	-0.11

County	Court	Court Name	2019 Weighted Caseload Measures			2019 Temporary Adjusted Weighted Caseload Measures			
			Need	Have	Util	Need	Have	Util	Change
Martin	51C01	Circuit Court	0.78	1.00	0.78	0.78	1.33	0.59	-0.19
	County Total		0.78	1.00	0.78	0.78	1.33	0.59	-0.19
Miami	52C01	Circuit Court	0.75	1.00	0.75	0.79	1.07	0.74	-0.01
	52D01	Superior Court 1	1.13	1.00	1.13	1.15	1.05	1.10	-0.04
	52D02	Superior Court 2	0.98	1.00	0.98	0.98	1.04	0.94	-0.04
	County Total		2.87	3.00	0.96	2.93	3.17	0.93	-0.03
Monroe	53C01	Circuit Court 1	0.91	1.82	0.50	1.36	1.89	0.72	0.22
	53C02	Circuit Court 2	1.27	1.04	1.22	1.45	1.07	1.34	0.13
	53C03	Circuit Court 3	1.25	1.00	1.25	1.23	1.13	1.08	-0.17
	53C04	Circuit Court 4	0.84	1.02	0.82	0.98	1.02	0.96	0.14
	53C05	Circuit Court 5	1.46	1.08	1.36	1.59	1.09	1.46	0.11
	53C06	Circuit Court 6	0.50	1.00	0.50	0.56	1.01	0.55	0.05
	53C07	Circuit Court 7	0.89	1.00	0.89	0.72	1.01	0.71	-0.18
	53C08	Circuit Court 8	0.82	1.00	0.82	1.03	1.00	1.03	0.21
	53C09	Circuit Court 9	1.24	1.04	1.19	1.18	1.07	1.10	-0.09
	County Total		9.19	10.00	0.92	10.08	10.30	0.98	0.06
Montgomery	54C01	Circuit Court	1.03	1.00	1.03	1.03	1.05	0.98	-0.06
	54D01	Superior Court 1	1.28	1.00	1.28	1.30	1.02	1.28	-0.01
	54D02	Superior Court 2	0.85	1.00	0.85	0.87	1.06	0.81	-0.04
	County Total		3.17	3.00	1.06	3.19	3.13	1.02	-0.04
Morgan	55C01	Circuit Court	1.21	1.25	0.97	1.22	1.30	0.94	-0.03
	55D01	Superior Court 1	1.20	1.25	0.96	1.23	1.27	0.97	0.00
	55D02	Superior Court 2	1.06	1.25	0.85	1.09	1.28	0.85	0.00
	55D03	Superior Court 3	1.19	1.04	1.15	1.23	1.06	1.16	0.02
	County Total		4.68	4.79	0.98	4.77	4.90	0.97	0.00
Newton	56C01	Circuit Court	0.36	1.00	0.36	0.37	1.01	0.37	0.01
	56D01	Superior Court	0.60	1.00	0.60	0.60	1.00	0.60	0.00
	County Total		0.96	2.00	0.48	0.97	2.01	0.49	0.01
Noble	57C01	Circuit Court	1.24	1.00	1.24	1.29	1.08	1.20	-0.04
	57D01	Superior Court 1	0.94	1.00	0.94	1.07	1.00	1.07	0.12
	57D02	Superior Court 2	0.87	1.00	0.87	1.02	1.13	0.90	0.04
	County Total		3.05	3.00	1.02	3.38	3.21	1.05	0.04
Ohio	58C01	Circuit Court	0.37	0.50	0.73	0.38	0.55	0.70	-0.04
	County Total		0.37	0.50	0.73	0.38	0.55	0.70	-0.04
Orange	59C01	Circuit Court	1.01	1.00	1.01	1.04	1.06	0.98	-0.04
	59D01	Superior Court	0.76	1.00	0.76	0.75	1.01	0.74	-0.02
	County Total		1.77	2.00	0.89	1.79	2.07	0.86	-0.02
Owen	60C01	Circuit Court 1	0.90	1.00	0.90	0.89	1.03	0.87	-0.03
	60C02	Circuit Court 2	0.82	1.20	0.68	0.97	1.21	0.80	0.11
	County Total		1.72	2.20	0.78	1.86	2.24	0.83	0.05
Parke	61C01	Circuit Court	1.26	1.00	1.26	1.28	1.07	1.20	-0.06
	County Total		1.26	1.00	1.26	1.28	1.07	1.20	-0.06
Perry	62C01	Circuit Court	1.69	2.00	0.85	1.70	2.00	0.85	0.00
	County Total		1.69	2.00	0.85	1.70	2.00	0.85	0.00

County	Court	Court Name	2019 Weighted Caseload Measures			2019 Temporary Adjusted Weighted Caseload Measures			
			Need	Have	Util	Need	Have	Util	Change
Pike	63C01	Circuit Court	1.15	1.50	0.77	1.16	1.60	0.72	-0.05
	County Total		1.15	1.50	0.77	1.16	1.60	0.72	-0.05
Porter	64C01	Circuit Court	2.61	2.20	1.19	2.48	2.28	1.09	-0.10
	64D01	Superior Court 1	1.95	2.20	0.89	1.93	2.22	0.87	-0.02
	64D02	Superior Court 2	1.94	2.20	0.88	2.05	2.20	0.93	0.05
	64D03	Superior Court 3	1.23	1.10	1.12	1.20	1.13	1.05	-0.06
	64D04	Superior Court 4	1.58	1.10	1.43	1.62	1.10	1.47	0.04
	64D06	Superior Court 6	0.96	1.10	0.88	1.03	1.10	0.94	0.06
	County Total		10.27	9.90	1.04	10.30	10.03	1.03	-0.01
Posey	65C01	Circuit Court	0.83	1.00	0.83	1.19	1.16	1.02	0.19
	65D01	Superior Court	0.76	1.00	0.76	0.67	1.42	0.47	-0.29
	County Total		1.59	2.00	0.79	1.86	2.58	0.72	-0.07
Pulaski	66C01	Circuit Court	0.38	1.00	0.38	0.43	1.04	0.41	0.03
	66D01	Superior Court	0.63	1.00	0.63	0.72	1.15	0.63	0.00
	County Total		1.01	2.00	0.50	1.15	2.19	0.52	0.02
Putnam	67C01	Circuit Court	1.22	1.01	1.21	1.23	1.11	1.11	-0.10
	67D01	Superior Court	1.28	1.00	1.28	1.29	1.15	1.12	-0.17
	County Total		2.51	2.01	1.25	2.51	2.26	1.11	-0.13
Randolph	68C01	Circuit Court	0.82	1.00	0.82	0.82	1.01	0.81	-0.01
	68D01	Superior Court	0.85	1.00	0.85	0.85	1.09	0.78	-0.07
	County Total		1.68	2.00	0.84	1.67	2.10	0.80	-0.04
Ripley	69C01	Circuit Court	1.07	1.00	1.07	1.09	1.14	0.96	-0.11
	69D01	Superior Court	0.77	1.00	0.77	0.79	1.02	0.77	0.00
	County Total		1.85	2.00	0.92	1.89	2.16	0.87	-0.05
Rush	70C01	Circuit Court	0.67	1.00	0.67	0.68	1.09	0.62	-0.05
	70D01	Superior Court	0.78	1.00	0.78	0.78	1.02	0.76	-0.02
	County Total		1.45	2.00	0.72	1.46	2.11	0.69	-0.03
St. Joseph	71C01	Circuit Court	3.49	4.00	0.87	3.48	4.00	0.87	0.00
	71D01	Superior Court 1	1.74	1.50	1.15	1.82	1.59	1.15	0.00
	71D02	Superior Court 2	1.53	1.50	1.02	1.52	1.56	0.97	-0.05
	71D03	Superior Court 3	1.47	1.50	0.98	1.45	1.57	0.93	-0.05
	71D04	Superior Court 4	1.28	1.50	0.85	1.31	1.53	0.85	0.00
	71D05	Superior Court 5	1.63	1.50	1.08	1.68	1.53	1.09	0.01
	71D06	Superior Court 6	1.41	1.50	0.94	1.38	1.54	0.89	-0.04
	71D07	Superior Court 7	1.30	1.50	0.87	1.35	1.55	0.87	0.01
	71D08	Superior Court 8	1.41	1.50	0.94	1.53	1.54	0.99	0.05
	71J01	Probate Court	3.77	4.60	0.82	3.80	4.60	0.83	0.01
County Total		19.03	20.63	0.92	19.31	21.02	0.92	0.00	
Scott	72C01	Circuit Court	1.68	2.08	0.81	1.69	2.34	0.72	-0.09
	72D01	Superior Court	1.05	1.04	1.01	1.08	1.16	0.93	-0.08
	County Total		2.74	3.12	0.88	2.77	3.50	0.79	-0.09
Shelby	73C01	Circuit Court	1.38	1.30	1.06	1.43	1.30	1.10	0.03
	73D01	Superior Court 1	1.18	1.30	0.91	1.18	1.37	0.86	-0.05
	73D02	Superior Court 2	1.28	1.30	0.98	1.31	1.34	0.97	-0.01

County	Court	Court Name	2019 Weighted Caseload Measures			2019 Temporary Adjusted Weighted Caseload Measures			
			Need	Have	Util	Need	Have	Util	Change
	County Total		3.85	3.90	0.99	3.92	4.02	0.97	-0.01
Spencer	74C01	Circuit Court	1.50	1.00	1.50	1.49	1.07	1.39	-0.11
	County Total		1.50	1.00	1.50	1.49	1.07	1.39	-0.11
Starke	75C01	Circuit Court	2.03	2.00	1.01	2.02	2.06	0.98	-0.04
	County Total		2.03	2.00	1.01	2.02	2.06	0.98	-0.04
Steuben	76C01	Circuit Court	1.70	1.60	1.07	1.72	1.60	1.07	0.01
	76D01	Superior Court	0.89	1.40	0.64	0.89	1.43	0.62	-0.02
	County Total		2.59	3.00	0.86	2.60	3.03	0.86	-0.01
Sullivan	77C01	Circuit Court	1.07	1.50	0.72	1.07	1.51	0.71	-0.01
	77D01	Superior Court	0.78	1.00	0.78	0.80	1.08	0.74	-0.04
	County Total		1.85	2.50	0.74	1.87	2.59	0.72	-0.02
Switzerland	78C01	Circuit Court	0.76	1.00	0.76	0.76	1.03	0.74	-0.02
	County Total		0.76	1.00	0.76	0.76	1.03	0.74	-0.02
Tippecanoe	79C01	Circuit Court	1.61	1.24	1.30	1.66	1.26	1.32	0.02
	79D01	Superior Court 1	1.10	1.10	1.00	1.08	1.15	0.94	-0.06
	79D02	Superior Court 2	1.56	1.18	1.32	1.60	1.28	1.25	-0.07
	79D03	Superior Court 3	1.61	2.43	0.66	1.60	2.50	0.64	-0.02
	79D04	Superior Court 4	1.78	1.22	1.45	1.81	1.35	1.34	-0.11
	79D05	Superior Court 5	1.84	1.17	1.57	1.84	1.29	1.43	-0.15
	79D06	Superior Court 6	2.01	1.14	1.77	2.02	1.14	1.78	0.01
	County Total		11.49	9.47	1.21	11.61	9.95	1.17	-0.05
Tipton	80C01	Circuit Court	1.09	1.00	1.09	1.10	1.11	0.99	-0.10
	County Total		1.09	1.00	1.09	1.10	1.11	0.99	-0.10
Union	81C01	Circuit Court	0.40	1.00	0.40	0.41	1.00	0.41	0.01
	County Total		0.40	1.00	0.40	0.41	1.00	0.41	0.01
Vanderburgh	82C01	Circuit Court	3.91	4.00	0.98	3.90	4.24	0.92	-0.06
	82D01	Superior Court 1	2.78	2.00	1.39	2.91	2.04	1.43	0.04
	82D02	Superior Court 2	1.68	1.50	1.12	1.88	1.75	1.07	-0.05
	82D03	Superior Court 3	2.04	1.50	1.36	2.19	1.70	1.29	-0.07
	82D04	Superior Court 4	2.95	2.50	1.18	3.00	2.68	1.12	-0.06
	82D05	Superior Court 5	2.76	2.00	1.38	2.74	2.06	1.33	-0.05
	82D06	Superior Court 6	2.65	2.00	1.32	2.75	2.14	1.29	-0.04
	82D07	Superior Court 7	2.66	2.00	1.33	2.83	2.06	1.38	0.05
	County Total		21.43	17.50	1.22	22.20	18.66	1.19	-0.03
Vermillion	83C01	Circuit Court	1.14	1.00	1.14	1.15	1.08	1.07	-0.07
	County Total		1.14	1.00	1.14	1.15	1.08	1.07	-0.07
Vigo	84C01/D03	Circuit/Superior Court 3	3.55	2.20	1.61	3.53	2.26	1.56	-0.05
	84D01	Superior Court 1	1.44	1.00	1.44	1.43	1.02	1.41	-0.03
	84D02	Superior Court 2	1.25	1.00	1.25	1.25	1.03	1.20	-0.04
	84D04	Superior Court 4	1.56	1.00	1.56	1.54	1.15	1.35	-0.22
	84D05	Superior Court 5	1.56	1.00	1.56	1.61	1.11	1.45	-0.11
	84D06	Superior Court 6	1.33	1.00	1.33	1.37	1.02	1.35	0.02
	County Total		10.69	7.20	1.49	10.74	7.58	1.42	-0.07
Wabash	85C01	Circuit Court	1.31	1.00	1.31	1.34	1.03	1.29	-0.01

County	Court	Court Name	2019 Weighted Caseload Measures			2019 Temporary Adjusted Weighted Caseload Measures			
			Need	Have	Util	Need	Have	Util	Change
	85D01	Superior Court	1.28	1.00	1.28	1.26	1.08	1.18	-0.10
	County Total		2.59	2.00	1.29	2.60	2.11	1.23	-0.06
Warren	86C01	Circuit Court	0.54	1.00	0.54	0.56	1.09	0.52	-0.02
	County Total		0.54	1.00	0.54	0.56	1.09	0.52	-0.02
Warrick	87C01	Circuit Court	1.25	1.20	1.04	1.23	1.22	1.01	-0.03
	87D01	Superior Court 1	1.51	1.40	1.08	1.52	1.45	1.05	-0.03
	87D02	Superior Court 2	1.24	1.40	0.89	1.24	1.41	0.88	-0.01
	County Total		4.00	4.00	1.00	4.00	4.08	0.98	-0.02
Washington	88C01	Circuit Court	1.00	1.00	1.00	1.05	1.01	1.04	0.04
	88D01	Superior Court	1.06	1.00	1.06	1.06	1.01	1.05	-0.01
	County Total		2.07	2.00	1.03	2.12	2.02	1.05	0.01
Wayne	89C01	Circuit Court	1.21	1.10	1.10	1.22	1.10	1.11	0.01
	89D01	Superior Court 1	1.19	1.10	1.08	1.21	1.11	1.09	0.01
	89D02	Superior Court 2	1.19	1.10	1.08	1.23	1.10	1.12	0.03
	89D03	Superior Court 3	1.62	2.00	0.81	1.62	2.00	0.81	0.00
	County Total		5.21	5.30	0.98	5.29	5.31	1.00	0.01
Wells	90C01	Circuit Court	0.94	1.00	0.94	0.94	1.09	0.87	-0.08
	90D01	Superior Court	0.99	1.00	0.99	0.98	1.09	0.90	-0.08
	County Total		1.93	2.00	0.96	1.93	2.18	0.88	-0.08
White	91C01	Circuit Court	0.73	1.00	0.73	0.73	1.10	0.67	-0.06
	91D01	Superior Court	0.75	1.00	0.75	0.75	1.01	0.75	0.00
	County Total		1.47	2.00	0.74	1.48	2.10	0.70	-0.03
Whitley	92C01	Circuit Court	0.97	1.01	0.96	0.97	1.15	0.85	-0.11
	92D01	Superior Court	1.20	1.00	1.20	1.21	1.03	1.18	-0.02
	County Total		2.17	2.01	1.08	2.19	2.18	1.01	-0.07
<b>STATE TOTAL</b>			498.7	484.3	1.03	509.2	505.6	1.01	-0.02

# Comparison of Cases from 2010-2019

## Cases Filed – All Courts

	2010	2011	2012	2013	2014	2015	2016	2017	2018	2019
<b>Criminal/Civil Violations</b>										
Murder	205	193	235	246	271	232	243	223	261	235
Class A Felony	2,589	2,666	2,424	2,514	2,173	345	141	82	100	55
Class B Felony	6,889	7,108	7,289	7,300	4,922	391	85	57	38	19
Class C Felony	8,866	9,638	9,719	9,391	6,285	761	407	295	203	103
Class D Felony	50,661	51,720	52,363	52,579	28,597	1,023	559	346	128	69
Level 1 Felony	-	-	-	-	159	421	487	471	503	538
Level 2 Felony	-	-	-	-	409	1,261	1,467	1,716	1,843	1,989
Level 3 Felony	-	-	-	-	869	2,152	2,374	2,512	2,483	2,446
Level 4 Felony	-	-	-	-	1,283	3,162	3,592	3,555	3,521	3,479
Level 5 Felony	-	-	-	-	3,755	9,966	10,679	11,238	11,222	11,045
Level 6 Felony	-	-	-	-	17,601	43,868	50,581	56,511	57,942	58,016
Misdemeanor	183,946	173,408	168,472	151,853	138,384	140,161	144,136	148,641	144,833	141,887
Post-Conviction	1,207	1,362	1,460	1,349	987	1,035	1,068	1,000	961	948
Misc. Criminal	31,372	32,844	35,102	37,855	44,922	51,023	56,006	61,635	67,169	72,791
Sub-Total	285,735	278,939	277,064	263,087	250,617	255,801	271,825	288,282	291,207	293,620
<b>Civil Violations</b>										
Infractions	822,226	721,089	662,213	601,209	477,450	501,825	455,192	458,359	410,891	396,331
Ord. Violations	107,037	99,640	99,451	95,746	85,420	78,406	64,821	59,634	53,736	47,814
Sub-Total	929,263	820,729	761,664	696,955	562,870	580,231	520,013	517,993	464,627	444,145
<b>Juvenile</b>										
CHINS	12,160	10,665	11,325	12,114	14,227	17,491	20,063	20,068	15,375	13,610
Delinquency	20,585	19,553	18,480	17,818	15,350	14,297	13,804	13,638	11,936	11,409
Status	4,586	4,442	4,589	3,653	3,915	4,149	3,426	3,787	3,639	3,890
Paternity	22,217	21,978	21,313	18,626	18,512	15,982	16,375	14,673	14,343	15,582
Miscellaneous	12,506	11,457	12,147	12,876	12,743	13,821	14,547	15,607	14,551	14,396
Term. Par.										
Right	3,502	2,718	2,222	2,355	2,648	3,121	4,284	4,844	5,657	5,700
Protection										
Order	-	-	-	-	-	-	-	-	44	32
Sub-Total	75,556	70,813	70,076	67,442	67,395	68,861	72,499	72,617	65,545	64,619
<b>Civil</b>										
Plenary	17,658	17,600	16,943	15,625	15,929	14,521	16,239	13,640	12,153	11,763
Mortgage Fore.	41,274	30,272	33,876	24,320	19,486	19,023	15,752	15,153	13,438	13,287
Civil Collections	94,899	71,526	75,301	62,328	67,683	56,762	65,555	72,981	90,511	106,437
Tort	10,500	10,502	10,797	11,329	11,417	11,376	11,899	11,879	12,730	11,982
Small Claims	276,295	253,255	253,834	252,594	233,761	226,092	209,698	195,160	195,862	174,252
Domestic Rel.	41,095	37,822	36,663	35,102	33,563	32,822	31,754	-	-	-
Domestic Rel. W/Child	-	-	-	-	-	-	-	15,522	14,756	14,677
Domestic Rel. No Child	-	-	-	-	-	-	-	15,996	15,850	15,947
Recip. Support	3,157	2,898	2,660	2,520	2,286	2,395	2,172	1,724	1,679	1,852
Mental Health	7,772	7,804	8,570	9,538	10,373	11,657	13,477	15,188	15,821	17,822
Protective Ord.	36,534	35,579	36,313	33,755	31,943	32,886	35,189	35,944	34,444	34,896
Expungement	-	-	-	-	-	2,572	6,660	7,303	7,493	8,632
Miscellaneous	15,548	16,709	14,691	15,696	18,325	19,749	16,834	15,640	15,858	16,503
Tax Sale	-	-	-	-	-	-	-	118	179	229
Tax Petition	-	-	-	-	-	-	-	4,553	5,687	6,505
Sub-Total	544,732	483,967	489,648	462,807	444,766	429,855	425,229	420,801	436,461	434,784
<b>Probate/Adoption</b>										
Adoption	3,645	3,855	3,955	3,424	3,581	3,593	4,159	4,752	4,876	5,149
Estate	13,672	14,473	14,923	15,076	14,113	-	-	-	-	-
Estate- Supv.	-	-	-	-	-	6,506	3,296	2,639	2,453	2,139
Estate-Un-Supv.	-	-	-	-	-	6,608	8,185	8,793	8,876	9,107
Estate- Misc.	-	-	-	-	-	2,487	3,055	3,303	3,514	3,605
Guardianship	6,832	7,118	6,914	6,857	7,083	7,390	8,004	8,108	8,637	8,301
Trusts	435	518	507	499	484	455	449	437	402	392
Sub-Total	24,584	25,964	26,299	25,856	25,261	27,039	27,148	28,032	28,758	28,693
Grand Total	1,859,870	1,680,412	1,624,751	1,516,147	1,350,909	1,361,787	1,316,714	1,327,725	1,286,598	1,265,861



## Cases Filed – Courts of Record

	2010	2011	2012	2013	2014	2015	2016	2017	2018	2019
<b>Criminal/Civil Violations</b>										
Murder	205	193	235	246	271	232	243	223	261	235
Class A Felony	2,589	2,666	2,424	2,514	2,173	345	141	82	100	55
Class B Felony	6,889	7,108	7,289	7,300	4,922	391	85	57	38	19
Class C Felony	8,866	9,638	9,719	9,391	6,285	761	407	295	203	103
Class D Felony	50,661	51,720	52,363	52,579	28,597	1,023	559	346	128	69
Level 1 Felony	-	-	-	-	159	421	487	471	503	538
Level 2 Felony	-	-	-	-	409	1,261	1,467	1,716	1,843	1,989
Level 3 Felony	-	-	-	-	869	2,152	2,374	2,512	2,483	2,446
Level 4 Felony	-	-	-	-	1,283	3,162	3,592	3,555	3,521	3,479
Level 5 Felony	-	-	-	-	3,755	9,966	10,679	11,238	11,222	11,045
Level 6 Felony	-	-	-	-	17,601	43,868	50,581	56,511	57,942	58,016
Misdemeanor	140,920	133,898	130,892	117,085	105,601	108,118	114,025	119,292	115,585	115,502
Post-Conviction	1,207	1,362	1,460	1,349	987	1,035	1,068	1,000	961	948
Misc. Criminal	30,926	32,305	34,398	37,280	44,473	50,818	55,869	61,503	67,016	72,657
Sub-Total	242,263	238,890	238,780	227,744	217,385	223,553	241,577	258,801	261,806	267,101
<b>Civil Violations</b>										
Infractions	554,157	491,639	449,596	395,604	308,907	335,174	305,624	319,837	292,689	292,248
Ord. Violations	54,816	53,897	47,885	42,483	35,131	30,216	25,253	22,595	21,884	19,895
Sub-Total	608,973	545,536	497,481	438,087	344,038	365,390	330,877	342,432	314,573	312,143
<b>Juvenile</b>										
CHINS	12,160	10,665	11,325	12,114	14,227	17,491	20,063	20,068	15,375	13,610
Delinquency	20,585	19,553	18,480	17,818	15,350	14,297	13,804	13,638	11,936	11,409
Status	4,586	4,442	4,589	3,653	3,915	4,149	3,426	3,787	3,639	3,890
Paternity	22,217	21,978	21,313	18,626	18,512	15,982	16,375	14,673	14,343	15,582
Miscellaneous	12,506	11,457	12,147	12,876	12,743	13,821	14,547	15,607	14,551	14,396
Term. Par. Right	3,502	2,718	2,222	2,355	2,648	3,121	4,284	4,844	5,657	5,700
Protection Order	-	-	-	-	-	-	-	-	44	32
Sub-Total	75,556	70,813	70,076	67,442	67,395	68,861	72,499	72,617	65,545	64,619
<b>Civil</b>										
Plenary	11,995	10,397	10,327	10,037	10,299	9,338	9,294	8,810	9,343	10,340
Mortgage Fore.	41,274	30,272	33,876	24,320	19,486	19,023	15,752	15,153	13,438	13,287
Civil Collections	94,175	70,300	74,366	61,580	66,814	55,975	64,652	72,205	87,722	103,832
Tort	10,500	10,502	10,796	11,329	11,417	11,376	11,899	11,879	12,730	11,982
Small Claims	205,502	186,407	182,406	189,105	177,934	171,529	152,629	144,960	146,983	174,252
Domestic Rel.	41,095	37,822	36,663	35,102	33,563	32,822	31,754	-	-	-
Domestic Rel. W/Child	-	-	-	-	-	-	-	15,522	14,756	14,677
Domestic Rel. No Child	-	-	-	-	-	-	-	15,996	15,850	15,947
Recip. Support	3,157	2,898	2,660	2,520	2,286	2,395	2,172	1,724	1,679	1,852
Mental Health	7,772	7,804	8,570	9,538	10,373	11,657	13,477	15,188	15,821	17,822
Protective Ord.	36,534	35,579	36,313	33,755	31,943	32,882	35,189	35,944	34,444	34,896
Expungement	-	-	-	-	-	2,572	6,660	7,302	7,493	8,631
Tax Sale	-	-	-	-	-	-	-	118	179	229
Tax Petition	-	-	-	-	-	-	-	4,553	5,687	6,505
Miscellaneous	15,548	16,702	14,684	15,680	18,309	19,741	16,830	15,604	15,795	16,479
Sub-Total	467,552	408,683	410,661	392,966	382,424	369,310	360,308	364,958	381,920	430,731
<b>Probate/Adoption</b>										
Adoption	3,645	3,855	3,955	3,424	3,581	3,593	4,159	4,752	4,876	5,149
Estate	13,672	14,473	14,923	15,076	14,113	-	-	-	-	-
Estate- Supv.	-	-	-	-	-	6,506	3,296	2,639	2,453	2,139
Estate-Un-Supv.	-	-	-	-	-	6,608	8,185	8,793	8,876	9,107
Estate- Misc.	-	-	-	-	-	2,487	3,055	3,303	3,514	3,605
Guardianship	6,832	7,118	6,914	6,857	7,083	7,390	8,004	8,108	8,637	8,301
Trusts	435	518	507	456	484	455	449	437	402	392
Sub-Total	24,584	25,964	26,299	25,813	25,261	27,039	27,148	28,032	28,758	28,693
Grand Total	1,418,928	1,289,886	1,243,297	1,152,052	1,036,503	1,054,153	1,032,409	1,066,840	1,052,602	1,103,287

Marion County Small Claims Courts caseload statistics are now included in this table beginning with the 2019 data.

## Cases Filed – City and Town Courts

	2010	2011	2012	2013	2014	2015	2016	2017	2018	2019
<b>Criminal/Civil Violations</b>										
Murder	-	-	-	-	-	-	-	-	-	-
Felony	-	-	-	-	-	-	-	-	-	-
Class A Felony	-	-	-	-	-	-	-	-	-	-
Class B Felony	-	-	-	-	-	-	-	-	-	-
Class C Felony	-	-	-	-	-	-	-	-	-	-
Class D Felony	0	0	0	0	0	0	0	0	0	0
Level 1 Felony	-	-	-	-	-	-	-	-	-	-
Level 2 Felony	-	-	-	-	-	-	-	-	-	-
Level 3 Felony	-	-	-	-	-	-	-	-	-	-
Level 4 Felony	-	-	-	-	-	-	-	-	-	-
Level 5 Felony	-	-	-	-	-	-	-	-	-	-
Level 6 Felony	-	-	-	-	-	-	-	-	-	-
Misdemeanor	43,026	39,510	37,580	34,768	32,783	32,043	30,111	29,349	29,248	26,385
Post-Conviction	0	0	0	0	0	0	0	0	0	0
Misc. Criminal	446	539	704	575	449	205	137	132	153	134
<b>Sub-Total</b>	<b>43,472</b>	<b>40,049</b>	<b>38,284</b>	<b>35,343</b>	<b>33,232</b>	<b>32,248</b>	<b>30,248</b>	<b>29,481</b>	<b>29,401</b>	<b>26,519</b>
<b>Civil Violations</b>										
Infractions	268,069	229,450	212,617	205,605	168,543	166,651	149,545	138,522	118,202	104,083
Ord. Violations	52,221	45,743	51,566	53,263	50,289	48,190	39,568	37,039	31,852	27,919
<b>Sub-Total</b>	<b>320,290</b>	<b>275,193</b>	<b>264,183</b>	<b>258,868</b>	<b>218,832</b>	<b>214,841</b>	<b>189,113</b>	<b>175,561</b>	<b>150,054</b>	<b>132,002</b>
<b>Juvenile</b>										
CHINS	-	-	-	-	-	-	-	-	-	-
Delinquency	-	-	-	-	-	-	-	-	-	-
Status	-	-	-	-	-	-	-	-	-	-
Paternity	-	-	-	-	-	-	-	-	-	-
Miscellaneous	-	-	-	-	-	-	-	-	-	-
Term. Par. Right	-	-	-	-	-	-	-	-	-	-
Protection Order	-	-	-	-	-	-	-	-	-	-
<b>Sub-Total</b>	<b>-</b>	<b>-</b>	<b>-</b>	<b>-</b>	<b>-</b>	<b>-</b>	<b>-</b>	<b>-</b>	<b>-</b>	<b>-</b>
<b>Civil</b>										
Plenary	5,663	7,203	6,616	5,588	5,630	5,183	6,945	4,830	2,810	1,423
Mortgage Fore.	-	-	-	-	-	-	-	-	-	-
Civil Collections	724	1,226	935	748	869	787	903	776	2,789	2,605
Tort	0	0	1	0	0	0	0	0	0	0
Small Claims	70,793	66,848	71,428	63,469	55,827	54,563	57,069	50,200	48,879	0
Domestic Rel.	-	-	-	-	-	-	-	-	-	-
Domestic Rel. W/Child	-	-	-	-	-	-	-	-	-	-
Domestic Rel.No Child.	-	-	-	-	-	-	-	-	-	-
Recip. Support	-	-	-	-	-	-	-	-	-	-
Mental Health	-	-	-	-	-	4	-	-	-	-
Protective Ord.	-	-	-	-	-	-	-	1	-	-
Expungement	-	-	-	-	-	-	-	-	-	1
Tax Sale	-	-	-	-	-	-	-	-	-	-
Tax Petition	-	-	-	-	-	-	-	-	-	-
Miscellaneous	0	7	7	16	16	8	4	36	63	24
<b>Sub-Total</b>	<b>77,180</b>	<b>75,284</b>	<b>78,987</b>	<b>69,841</b>	<b>62,342</b>	<b>60,545</b>	<b>64,921</b>	<b>55,842</b>	<b>54,541</b>	<b>4,053</b>
<b>Probate/Adoption</b>										
Adoption	-	-	-	-	-	-	-	-	-	-
Estate	-	-	-	-	-	-	-	-	-	-
Estate- Supv.	-	-	-	-	-	-	-	-	-	-
Estate-Un-Supv.	-	-	-	-	-	-	-	-	-	-
Estate- Misc.	-	-	-	-	-	-	-	-	-	-
Guardianship	-	-	-	-	-	-	-	-	-	-
Trusts	0	0	0	0	43	0	0	0	0	0
<b>Sub-Total</b>	<b>-</b>	<b>-</b>	<b>-</b>	<b>-</b>	<b>43</b>	<b>0</b>	<b>0</b>	<b>0</b>	<b>0</b>	<b>0</b>
<b>Grand Total</b>	<b>440,942</b>	<b>390,526</b>	<b>381,454</b>	<b>364,095</b>	<b>314,406</b>	<b>307,634</b>	<b>284,305</b>	<b>260,885</b>	<b>233,996</b>	<b>162,574</b>

Marion County Small Claims courts are now courts of record and their case totals are no longer included in this table beginning with the 2019 data.

## Cases Disposed – All Courts

	2010	2011	2012	2013	2014	2015	2016	2017	2018	2019
<b>Criminal/Civil Violations</b>										
Murder	215	201	193	235	446	271	215	226	225	261
Felony	355	520	871	922	165	302	277	117	2,428	295
Class A Felony	2,679	2,615	2,443	2,467	2,785	1,510	601	358	215	176
Class B Felony	6,547	6,970	6,926	7,524	7,192	3,232	1,026	477	268	170
Class C Felony	9,052	9,289	9,239	10,143	8,733	3,958	1,575	1,003	710	388
Class D Felony	51,157	50,719	51,664	53,954	45,064	15,694	5,268	2,869	3,698	1,890
Level 1 Felony	-	-	-	-	13	153	308	488	435	490
Level 2 Felony	-	-	-	-	25	505	948	1,379	1,685	1,663
Level 3 Felony	-	-	-	-	80	1,142	1,806	2,192	2,306	2,342
Level 4 Felony	-	-	-	-	135	1,734	2,757	3,229	3,406	3,281
Level 5 Felony	-	-	-	-	601	5,900	8,851	10,273	10,754	10,537
Level 6 Felony	-	-	-	-	3,613	28,970	42,008	48,821	53,456	56,040
Misdemeanor	179,235	175,087	167,126	155,542	152,944	131,812	134,314	138,378	148,723	143,389
Post-Conviction	842	1,073	1,086	800	1,218	961	769	871	766	866
Misc. Criminal	30,106	33,351	36,744	37,214	44,903	50,407	55,085	60,033	68,057	71,359
Sub-Total	280,188	279,825	276,292	268,801	267,917	246,551	255,808	270,714	297,132	293,148
<b>Civil Violations</b>										
Infractions	820,421	715,763	632,102	587,311	548,443	494,761	455,091	446,089	413,377	398,079
Ord. Violations	102,082	90,636	85,944	83,334	87,116	76,504	63,626	60,964	54,724	50,296
Sub-Total	922,503	806,399	718,046	670,645	635,559	571,265	518,717	507,053	468,101	448,375
<b>Juvenile</b>										
CHINS	12,129	10,364	11,311	11,214	12,088	15,348	17,061	18,387	17,911	14,170
Delinquency	19,884	20,164	19,290	17,117	14,925	15,023	13,038	12,422	11,630	10,655
Status	4,254	5,012	4,880	3,515	3,165	5,017	3,303	3,561	3,458	3,257
Paternity	20,379	21,160	20,250	18,023	18,178	16,893	14,886	20,967	13,575	13,830
Miscellaneous	11,784	12,317	11,330	11,919	11,134	14,492	13,532	13,970	13,917	13,623
Term. Par. Right	3,206	2,645	2,264	2,073	2,110	2,586	3,154	4,182	5,007	6,105
Protection Order	-	-	-	-	-	-	-	-	26	16
Sub-Total	71,636	71,662	69,325	63,861	61,600	69,359	64,974	73,489	65,524	61,656
<b>Civil</b>										
Plenary	13,306	13,858	12,457	16,806	11,503	12,890	11,439	12,062	17,080	12,796
Mortgage Fore.	36,680	28,417	33,644	31,566	22,341	20,113	18,784	16,918	14,165	13,617
Civil Collections	93,031	78,959	72,388	67,813	64,672	57,885	59,497	66,710	76,518	97,691
Tort	9,932	10,092	9,655	10,788	10,905	11,198	11,294	10,995	11,060	11,631
Small Claims	282,006	252,950	238,358	245,668	243,776	274,315	204,743	196,665	206,165	221,092
Domestic Rel.	39,218	38,829	42,018	42,606	33,841	34,596	32,174	17,092	4,933	3,075
Domestic Rel. W/Child	-	-	-	-	-	-	-	6,754	11,998	12,812
Domestic Rel. No Child	-	-	-	-	-	-	-	9,001	13,669	14,336
Recip. Support	2,876	2,549	3,016	2,054	2,225	2,268	3,085	1,509	1,876	1,844
Mental Health	10,785	7,560	8,531	9,635	9,296	12,023	14,444	14,179	15,643	16,026
Protective Ord.	34,521	35,774	35,769	33,280	30,518	33,455	34,829	37,015	32,928	33,192
Expungement	-	-	-	-	-	1,588	5,673	6,901	7,040	8,190
Tax Sale	-	-	-	-	-	-	-	50	149	174
Tax Petition	-	-	-	-	-	-	-	1,926	4,433	5,794
Miscellaneous	11,835	14,105	12,702	13,239	15,125	20,239	15,871	15,557	15,410	14,535
Sub-Total	534,190	483,093	468,538	473,455	444,202	480,570	411,833	413,334	433,067	466,805
<b>Probate/Adoption</b>										
Adoption	3,745	3,849	3,406	3,271	3,704	3,650	3,628	4,453	4,754	4,942
Estate	13,060	12,998	14,029	15,391	16,858	-	-	-	-	-
Estate- Supv.	-	-	-	-	-	8,398	4,833	3,014	2,561	3,415
Estate-Un-Supv.	-	-	-	-	-	5,574	9,959	7,715	8,047	9,313
Estate- Misc.	-	-	-	-	-	2,513	2,666	2,944	3,401	3,120
Guardianship	8,334	7,235	8,744	5,847	8,240	8,068	9,034	7,105	11,166	11,629
Trusts	314	307	413	460	357	414	405	390	308	417
Sub-Total	25,453	24,390	26,592	24,969	29,172	28,617	30,525	25,621	30,237	32,836
<b>Grand Total</b>	<b>1,833,970</b>	<b>1,665,369</b>	<b>1,558,793</b>	<b>1,501,731</b>	<b>1,438,450</b>	<b>1,396,362</b>	<b>1,281,857</b>	<b>1,290,211</b>	<b>1,294,061</b>	<b>1,302,820</b>

## Cases Disposed – Courts of Record

	2010	2011	2012	2013	2014	2015	2016	2017	2018	2019
<b>Criminal/Civil Violations</b>										
Murder	215	201	193	235	446	271	215	226	225	261
Felony	355	520	871	922	165	302	277	117	2,428	295
Class A Felony	2,679	2,615	2,443	2,467	2,785	1,510	601	358	215	176
Class B Felony	6,547	6,970	6,926	7,524	7,192	3,232	1,026	477	268	170
Class C Felony	9,052	9,289	9,239	10,143	8,733	3,958	1,575	1,003	710	388
Class D Felony	51,157	50,719	51,664	53,954	45,064	15,694	5,268	2,869	3,698	1,890
Level 1 Felony	-	-	-	-	13	153	308	488	435	490
Level 2 Felony	-	-	-	-	25	505	948	1,379	1,685	1,663
Level 3 Felony	-	-	-	-	80	1,142	1,806	2,192	2,306	2,342
Level 4 Felony	-	-	-	-	135	1,734	2,757	3,229	3,406	3,281
Level 5 Felony	-	-	-	-	601	5,900	8,851	10,273	10,754	10,537
Level 6 Felony	-	-	-	-	3,613	28,970	42,008	48,821	53,456	56,040
Misdemeanor	139,073	136,957	133,802	123,653	123,963	104,373	107,887	110,615	120,984	115,770
Post-Conviction	840	1,073	1,086	800	1,218	961	759	871	766	866
Misc. Criminal	29,743	32,893	36,142	36,723	44,610	50,176	55,007	59,926	67,988	71,305
Sub-Total	239,661	241,237	242,366	236,421	238,643	218,881	229,293	242,844	269,324	265,474
<b>Civil Violations</b>										
Infractions	550,480	478,163	428,668	395,938	379,062	332,033	311,681	314,211	294,768	290,835
Ord. Violations	51,221	43,913	41,300	38,408	36,618	29,135	26,216	24,054	21,300	19,595
Sub-Total	601,701	522,076	469,968	434,346	415,680	361,168	337,897	338,265	316,068	310,430
<b>Juvenile</b>										
CHINS	12,129	10,364	11,311	11,214	12,088	15,348	17,061	18,387	17,911	14,170
Delinquency	19,884	20,164	19,290	17,117	14,925	15,023	13,038	12,422	11,630	10,655
Status	4,254	5,012	4,880	3,515	3,165	5,017	3,303	3,561	3,458	3,257
Paternity	20,379	21,160	20,250	18,023	18,178	16,893	14,886	20,967	13,575	13,830
Miscellaneous	11,784	12,317	11,330	11,919	11,134	14,492	13,532	13,970	13,917	13,623
Term. Par. Right	3,206	2,645	2,264	2,073	2,110	2,586	3,154	4,182	5,007	6,105
Protection Order	-	-	-	-	-	-	-	-	26	16
Sub-Total	71,636	71,662	69,325	63,861	61,600	69,359	64,974	73,489	65,524	61,656
<b>Civil</b>										
Plenary	12,243	12,136	10,579	15,562	10,319	11,907	9,642	9,690	10,564	10,420
Mortgage Fore.	36,680	28,417	33,644	31,566	22,341	20,113	18,784	16,918	14,165	13,617
Civil Collections	92,180	77,732	71,347	67,131	64,080	57,193	58,607	65,962	75,101	95,920
Tort	9,932	10,092	9,655	10,788	10,905	11,198	11,294	10,995	11,060	11,631
Small Claims	213,136	194,369	180,584	191,768	192,646	230,548	162,322	144,334	150,402	221,092
Domestic Rel.	39,218	38,829	42,018	42,606	33,841	34,596	32,174	17,092	4,933	3,075
Domestic Rel. W/Child	-	-	-	-	-	-	-	6,754	11,998	12,812
Domestic Rel. No Child	-	-	-	-	-	-	-	9,001	13,669	14,336
Recip. Support	2,876	2,549	3,016	2,054	2,225	2,268	3,085	1,509	1,876	1,844
Mental Health	10,785	7,560	8,531	9,635	9,296	12,023	14,444	14,179	15,643	16,026
Protective Ord.	34,521	35,774	35,769	33,280	30,518	33,455	34,829	37,015	32,928	33,192
Expungement	-	-	-	-	-	1,588	5,673	6,901	7,039	8,190
Tax Sale	-	-	-	-	-	-	-	50	149	174
Tax Petition	-	-	-	-	-	-	-	1,926	4,433	5,794
Miscellaneous	11,835	14,098	12,695	13,230	15,108	20,237	15,868	15,553	15,403	14,530
Sub-Total	463,406	421,556	407,838	417,620	392,463	435,126	366,722	357,879	369,363	462,653
<b>Probate/Adoption</b>										
Adoption	3,745	3,849	3,406	3,271	3,704	3,650	3,628	4,453	4,754	4,942
Estate	13,060	12,998	14,029	15,391	16,858	-	-	-	-	-
Estate- Supv.	-	-	-	-	-	8,398	4,833	3,014	2,561	3,415
Estate-Un-Supv.	-	-	-	-	-	5,574	9,959	7,715	8,047	9,313
Estate- Misc.	-	-	-	-	-	2,513	2,666	2,944	3,401	3,120
Guardianship	8,334	7,235	8,744	5,847	8,240	8,068	9,034	7,105	11,166	11,629
Trusts	314	307	413	417	357	414	405	390	308	417
Sub-Total	25,453	24,390	26,592	24,926	29,172	28,617	30,525	25,621	30,237	32,836
Grand Total	1,401,857	1,280,921	1,216,089	1,177,174	1,136,374	1,113,151	1,029,411	1,038,098	1,050,516	1,133,049

Marion County Small Claims Courts caseload statistics are now included in this table beginning with the 2019 data.

## Cases Disposed – City and Town Courts

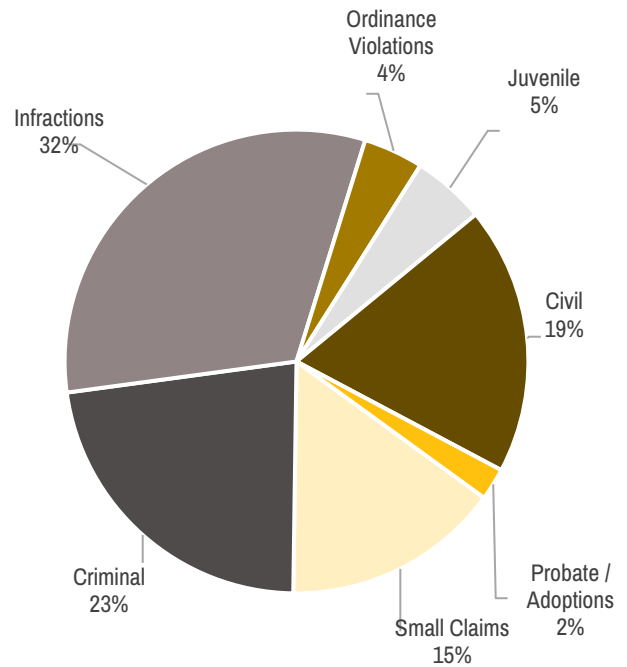
	2010	2011	2012	2013	2014	2015	2016	2017	2018	2019
<b>Criminal/Civil Violations</b>										
Murder	-	-	-	-	-	-	-	-	-	-
Felony	-	-	-	-	-	-	-	-	-	-
Class A Felony	-	-	-	-	-	-	-	-	-	-
Class B Felony	-	-	-	-	-	-	-	-	-	-
Class C Felony	-	-	-	-	-	-	-	-	-	-
Class D Felony	-	-	-	-	-	-	-	-	-	-
Level 1 Felony	-	-	-	-	-	-	-	-	-	-
Level 2 Felony	-	-	-	-	-	-	-	-	-	-
Level 3 Felony	-	-	-	-	-	-	-	-	-	-
Level 4 Felony	-	-	-	-	-	-	-	-	-	-
Level 5 Felony	-	-	-	-	-	-	-	-	-	-
Level 6 Felony	-	-	-	-	-	-	-	-	-	-
Misdemeanor	40,162	38,130	33,324	31,889	28,981	27,439	26,427	27,763	27,739	27,620
Post-Conviction	2	0	0	0	0	0	10	0	0	0
Misc. Criminal	363	458	602	491	293	231	78	107	69	54
Sub-Total	40,527	38,588	33,926	32,380	29,274	27,670	26,515	27,870	27,808	27,674
<b>Civil Violations</b>										
Infractions	269,941	237,600	203,434	191,373	169,381	162,728	143,410	131,878	118,609	107,244
Ord. Violations	50,861	46,723	44,644	44,926	50,498	47,369	37,410	36,910	33,424	30,701
Sub-Total	320,802	284,323	248,078	236,299	219,879	210,097	180,820	168,788	152,033	137,945
<b>Juvenile</b>										
CHINS	-	-	-	-	-	-	-	-	-	-
Delinquency	-	-	-	-	-	-	-	-	-	-
Status	-	-	-	-	-	-	-	-	-	-
Paternity	-	-	-	-	-	-	-	-	-	-
Miscellaneous	-	-	-	-	-	-	-	-	-	-
Term. Par. Right	-	-	-	-	-	-	-	-	-	-
Protective Orders	-	-	-	-	-	-	-	-	-	-
Sub-Total	0	0	0	0	0	0	0	0	0	0
<b>Civil</b>										
Plenary	1,063	1,722	1,878	1,244	1,184	983	1,797	2,372	6,516	2,376
Mortgage Fore.	-	-	-	-	-	-	-	-	-	-
Civil Collections	851	1,227	1,041	682	592	692	890	748	1,417	1,771
Tort	-	-	-	-	-	-	-	-	-	-
Small Claims	68,870	58,581	57,774	53,900	51,130	43,767	42,421	52,331	55,763	-
Domestic Rel.	-	-	-	-	-	-	-	-	-	-
Domestic Rel. W/Child	-	-	-	-	-	-	-	-	-	-
Domestic Rel. No Child	-	-	-	-	-	-	-	-	-	-
Recip. Support	-	-	-	-	-	-	-	-	-	-
Mental Health	-	-	-	-	-	-	-	-	-	-
Protective Ord.	-	-	-	-	-	-	-	-	-	-
Expungement	-	-	-	-	-	-	-	-	1	0
Tax Sale	-	-	-	-	-	-	-	-	-	-
Tax Petition	-	-	-	-	-	-	-	-	-	-
Miscellaneous	0	7	7	9	17	2	3	4	7	5
Sub-Total	70,784	61,537	60,700	55,835	52,923	45,444	45,111	55,455	63,704	4,152
<b>Probate/Adoption</b>										
Adoption	-	-	-	-	-	-	-	-	-	-
Estate- Supv	-	-	-	-	-	-	-	-	-	-
Estate- Un-Supv.	-	-	-	-	-	-	-	-	-	-
Estate- Misc.	-	-	-	-	-	-	-	-	-	-
Guardianship	-	-	-	-	-	-	-	-	-	-
Trusts	0	0	0	0	43	0	0	0	0	0
Sub-Total	0	0	0	0	43	0	0	0	0	0
Grand Total	432,113	384,448	342,704	324,557	302,076	283,211	252,415	252,113	243,545	169,771

Marion County Small Claims courts are now courts of record and their case totals are no longer included in this chart beginning with the 2019 data.

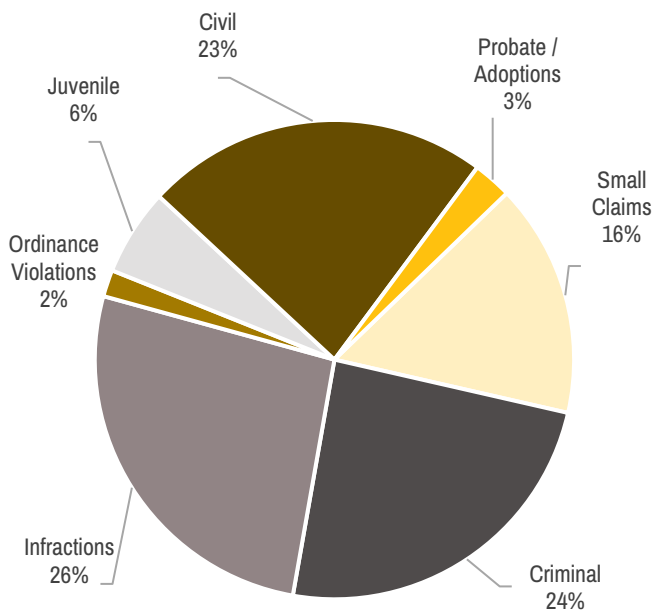
# Summary of 2019 New Filings by General Case Type

As can be seen in the pie charts, the Infraction case type comprises the highest number of new filings for Courts of Record, and City, and Town courts. The amount of time required to adjudicate these cases is relatively small in comparison to the other case types.

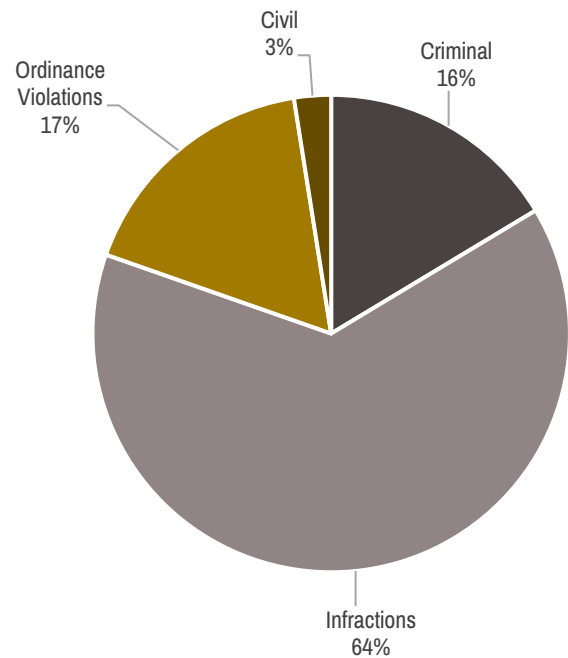
**Total Filings – All Courts**



**Filings – Courts of Record**



**Filings – City and Town Courts**



## 2019 Case Information – Totals All Courts

	Cases Pending 1/1/2019	Cases Filed	Cases Venued In	Cases Trans. In	Cases Disposed	Cases Venued Out	Cases Trans. Out	Cases Pending 12/31/19
<b>Criminal/Civil Violations</b>								
Murder	433	235	0	35	261	0	25	417
Felony	6,599	0	0	31	295	0	9	6,326
Class A Felony	3,877	55	0	95	176	0	27	3,824
Class B Felony	2,642	19	0	141	170	0	37	2,595
Class C Felony	6,011	103	0	111	388	0	24	5,813
Class D Felony	22,621	69	0	175	1,890	0	43	20,932
Level 1 Felony	699	538	0	41	490	0	29	759
Level 2 Felony	2,289	1,989	1	167	1,663	1	116	2,666
Level 3 Felony	2,888	2,446	0	264	2,342	1	184	3,071
Level 4 Felony	4,048	3,479	0	408	3,281	0	263	4,391
Level 5 Felony	11,059	11,045	6	1,196	10,537	6	822	11,941
Level 6 Felony	52,182	58,016	72	5,910	56,040	6	4,166	55,968
Misdemeanor	298,252	141,887	37	6,343	143,390	11	3,925	299,193
Post-Conv. Relief	3,474	948	8	102	866	1	91	3,574
Miscellaneous	39,254	72,791	2,725	793	71,359	44	654	43,506
Infraction	367,557	396,331	11	322	398,079	32	1,641	364,469
Ordinance Viol.	95,047	47,814	0	480	50,296	7	459	92,579
Sub-Total	918,932	737,765	2,860	16,614	741,523	109	12,515	922,024
<b>Juvenile</b>								
CHINS	17,103	13,610	58	174	14,170	30	102	16,643
Delinquency	10,006	11,409	110	166	10,655	155	49	10,832
Status	2,729	3,890	16	15	3,257	30	11	3,352
Paternity	45,900	15,582	129	1,866	13,830	28	858	48,761
Miscellaneous	12,247	14,396	17	92	13,623	15	32	13,082
Term. Par. Right	6,155	5,700	3	221	6,105	0	61	5,913
Protection Order	18	32	0	5	16	0	5	34
Sub-Total	94,158	64,619	333	2,539	61,656	258	1,118	98,617
<b>Civil</b>								
Plenary	53,823	11,763	44	904	12,796	41	477	53,220
Mortgage Fore.	15,593	13,287	5	345	13,617	5	134	15,474
Civil Collections	92,552	106,437	169	3,757	97,691	146	1,299	103,779
Civil Tort	26,136	11,982	101	749	11,631	96	660	26,581
Small Claims	291,699	174,252	45	1,133	221,092	117	2,774	243,146
Domestic Rel.	36,528	0	1	1,916	3,075	6	231	35,133
Domestic Rel. W/Child	11,636	14,677	119	650	12,812	40	446	13,784
Domestic Rel. No Child	9,033	15,947	13	343	14,336	12	297	10,691
Recip. Support	9,626	1,852	4	144	1,844	14	17	9,751
Mental Health	10,500	17,822	79	668	16,026	16	632	12,395
Adoption	4,183	5,149	18	79	4,942	13	69	4,405
Estate- Supv.	15,100	2,139	2	45	3,415	1	38	13,832
Estate-Un-Supv.	21,200	9,107	1	56	9,313	3	50	20,998
Estate- Misc.	3,781	3,605	0	18	3,120	0	17	4,267
Guardianship	34,236	8,301	55	730	11,629	21	648	31,024
Trusts	2,486	392	0	13	417	0	10	2,464
Protective Orders	26,451	34,896	284	2,257	33,192	123	1,371	29,202
Expungement	2,841	8,632	1	161	8,190	0	149	3,296
Tax Sale	100	229	0	7	174	0	3	159
Tax Petition	3,947	6,505	0	61	5,794	0	54	4,665
Miscellaneous	32,880	16,503	27	467	14,535	18	393	34,931
Sub-Total	704,331	463,477	968	14,503	499,641	672	9,769	673,197
Grand Total	1,717,421	1,265,861	4,161	33,656	1,302,820	1,039	23,402	1,693,838

## Statewide Totals – Courts of Record

	Cases Pending 1/1/2019	Cases Filed	Cases Venued In	Cases Trans. In	Cases Disposed	Cases Venued Out	Cases Trans. Out	Cases Pending 12/31/19
<b>Criminal/Civil Violations</b>								
Murder	433	235	0	35	261	0	25	417
Felony	6,599	0	0	31	295	0	9	6,326
Class A Felony	3,877	55	0	95	176	0	27	3,824
Class B Felony	2,642	19	0	141	170	0	37	2,595
Class C Felony	6,011	103	0	111	388	0	24	5,813
Class D Felony	22,621	69	0	175	1,890	0	43	20,932
Level 1 Felony	699	538	0	41	490	0	29	759
Level 2 Felony	2,289	1,989	1	167	1,663	1	116	2,666
Level 3 Felony	2,888	2,446	0	264	2,342	1	184	3,071
Level 4 Felony	4,048	3,479	0	408	3,281	0	263	4,391
Level 5 Felony	11,059	11,045	6	1,196	10,537	6	822	11,941
Level 6 Felony	52,182	58,016	72	5,910	56,040	6	4,166	55,968
Misdemeanor	154,446	115,502	37	6,320	115,770	1	3,546	156,988
Post-Conv. Relief	3,469	948	8	102	866	1	91	3,569
Miscellaneous	38,172	72,657	2,725	793	71,305	44	654	42,344
Infraction	200,852	292,248	0	297	290,835	27	159	202,376
Ordinance Viol.	23,687	19,895	0	480	19,595	3	427	24,037
Sub-Total	535,974	579,244	2,849	16,566	575,904	90	10,622	548,017
<b>Juvenile</b>								
CHINS	17,103	13,610	58	174	14,170	30	102	16,643
Delinquency	10,006	11,409	110	166	10,655	155	49	10,832
Status	2,729	3,890	16	15	3,257	30	11	3,352
Paternity	45,900	15,582	129	1,866	13,830	28	858	48,761
Miscellaneous	12,247	14,396	17	92	13,623	15	32	13,082
Term. Par. Right	6,155	5,700	3	221	6,105	0	61	5,913
Protection Order	18	32	0	5	16	0	5	34
Sub-Total	94,158	64,619	333	2,539	61,656	258	1,118	98,617
<b>Civil</b>								
Plenary	29,882	10,340	44	904	10,420	41	475	30,234
Mortgage Fore.	15,593	13,287	5	345	13,617	5	134	15,474
Civil Collections	87,178	103,832	169	3,757	95,920	146	1,298	97,572
Civil Tort	26,136	11,982	101	749	11,631	96	660	26,581
Small Claims	291,699	174,252	45	1,133	221,092	117	2,774	243,146
Domestic Rel.	36,528	0	1	1,916	3,075	6	231	35,133
Domestic Rel. W/Child	11,636	14,677	119	650	12,812	40	446	13,784
Domestic Rel. No Child	9,033	15,947	13	343	14,336	12	297	10,691
Recip. Support	9,626	1,852	4	144	1,844	14	17	9,751
Mental Health	10,500	17,822	79	668	16,026	16	632	12,395
Adoption	4,183	5,149	18	79	4,942	13	69	4,405
Estate- Supv.	15,100	2,139	2	45	3,415	1	38	13,832
Estate-Un-Supv.	21,200	9,107	1	56	9,313	3	50	20,998
Estate- Misc.	3,781	3,605	0	18	3,120	0	17	4,267
Guardianship	34,236	8,301	55	730	11,629	21	648	31,024
Trusts	2,486	392	0	13	417	0	10	2,464
Protective Orders	26,451	34,896	284	2,257	33,192	123	1,371	29,202
Expungement	2,841	8,631	1	161	8,190	0	149	3,295
Tax Sale	100	229	0	7	174	0	3	159
Tax Petition	3,947	6,505	0	61	5,794	0	54	4,665
Miscellaneous	32,784	16,479	27	467	14,530	18	393	34,816
Sub-Total	674,920	459,424	968	14,503	495,489	672	9,766	643,888
Grand Total	1,305,052	1,103,287	4,150	33,608	1,133,049	1,020	21,506	1,290,522

Totals from Circuit, Superior, Probate, and Marion County Small Claims Courts



## Statewide Totals – City and Town Courts

	Cases Pending 1/1/2019	Cases Filed	Cases Venued In	Cases Trans. In	Cases Disposed	Cases Venued Out	Cases Trans. Out	Cases Pending 12/31/19
<b>Criminal/Civil Violations</b>								
Murder	-	-	-	-	-	-	-	-
Felony	-	-	-	-	-	-	-	-
Class A Felony	-	-	-	-	-	-	-	-
Class B Felony	-	-	-	-	-	-	-	-
Class C Felony	-	-	-	-	-	-	-	-
Class D Felony	-	-	-	-	-	-	-	-
Level 1 Felony	-	-	-	-	-	-	-	-
Level 2 Felony	-	-	-	-	-	-	-	-
Level 3 Felony	-	-	-	-	-	-	-	-
Level 4 Felony	-	-	-	-	-	-	-	-
Level 5 Felony	-	-	-	-	-	-	-	-
Level 6 Felony	-	-	-	-	-	-	-	-
Misdemeanor	143,806	26,386	0	23	27,621	10	379	142,205
Post-Conv. Relief	5	0	0	0	0	0	0	5
Miscellaneous	1,082	134	0	0	54	0	0	1,162
Infraction	166,705	113,191	11	25	112,603	5	1,482	165,842
Ordinance Viol.	71,360	33,454	0	0	35,738	4	32	69,040
Sub-Total	382,958	173,165	11	48	176,016	19	1,893	378,254
<b>Juvenile</b>								
CHINS	-	-	-	-	-	-	-	-
Delinquency	-	-	-	-	-	-	-	-
Status	-	-	-	-	-	-	-	-
Paternity	-	-	-	-	-	-	-	-
Miscellaneous	-	-	-	-	-	-	-	-
Term. Par. Right	-	-	-	-	-	-	-	-
Protection Order	-	-	-	-	-	-	-	-
Sub- Total	-	-	-	-	-	-	-	-
<b>Civil</b>								
Plenary	23,941	1,423	0	0	2,376	0	2	22,986
Mortgage Fore.	-	-	-	-	-	-	-	-
Civil Collections	5,374	2,605	0	0	1,771	0	1	6,207
Civil Tort	-	-	-	-	-	-	-	-
Small Claims	-	-	-	-	-	-	-	-
Domestic Rel.	-	-	-	-	-	-	-	-
Recip. Support	-	-	-	-	-	-	-	-
Mental Health	-	-	-	-	-	-	-	-
Adoption	-	-	-	-	-	-	-	-
Estate-Supv.	-	-	-	-	-	-	-	-
Estate-Un-Supv.	-	-	-	-	-	-	-	-
Estate-Misc.	-	-	-	-	-	-	-	-
Guardianship	-	-	-	-	-	-	-	-
Trusts	-	-	-	-	-	-	-	-
Expungement	0	1	0	0	0	0	0	1
Protective Orders	-	-	-	-	-	-	-	-
Miscellaneous	96	24	0	0	5	-	-	115
Sub-Total	29,411	4,053	0	0	4,152	0	3	29,309
Grand Total	412,369	162,574	11	48	169,771	19	1,896	403,316

# Cases in Which Pauper Counsel Was Appointed

According to the United States and the Indiana constitutions, as well as federal and Indiana case law, a public defender must be made available to the following indigent persons at both the trial and appellate level

- A defendant in a criminal case;
- A child charged with a delinquent act;
- A parent in a termination of parental rights case;
- A parent in a juvenile CHINS case;

- A person on whom involuntary commitment proceedings have commenced; and
- Any person facing contempt proceedings where incarceration is a possibility.

If the court determines the defendant to be indigent, the court must appoint a public defender. IOCS tracks and reports the number of cases in which counsel was appointed and paid for by county/state funds.

## 2019 Cases with Pauper Counsel

	2011	2012	2013	2014	2015	2016	2017	2018	2019	2019 Total Cases Filed	2019 Total No Public Defender Appointed
<b>Murder</b>	159	200	228	177	178	192	166	211	174	235	61
<b>Class A Felony</b>	2,460	2,382	2,408	1,513	707	450	309	306	231	55	-176
<b>Class B Felony</b>	6,772	7,391	7,563	4,474	1,728	1,064	672	476	341	19	-322
<b>Class C Felony</b>	8,467	9,236	8,842	5,571	1,971	941	568	341	191	103	-88
<b>Class D Felony</b>	38,130	40,020	41,233	23,944	5,424	2,293	1,143	609	395	69	-326
<b>Level 1 Felony</b>				97	326	348	352	383	371	538	167
<b>Level 2 Felony</b>				228	774	1,013	1,190	1,363	1,561	1,989	428
<b>Level 3 Felony</b>				580	1,515	1,760	1,905	1,984	2,024	2,446	422
<b>Level 4 Felony</b>				847	2,311	2,780	2,854	2,963	3,057	3,479	422
<b>Level 5 Felony</b>				2,256	6,863	7,974	8,739	8,881	8,914	11,045	2,131
<b>Level 6 Felony</b>				8,909	27,830	36,169	40,964	43,640	44,059	58,016	13,957
<b>Crim. Misd.</b>	61,085	59,225	56,906	42,814	52,127	52,043	52,902	53,020	55,262	141,887	86,625
<b>Juvenile CHINS</b>	6,974	7,539	8,357	10,879	13,451	15,345	14,810	14,283	15,289	13,610	-1,679
<b>Juv. Delinquency</b>	13,426	12,409	12,350	10,698	10,248	9,514	8,705	8,389	7,904	11,409	3,505
<b>Juvenile Status</b>	1,621	1,631	1,508	1,276	1,250	972	886	886	921	3,890	2,969
<b>Term. Par. Rights</b>	1,365	1,160	1,265	1,322	1,744	2,455	1,991	2,754	2,764	5,700	2,936
<b>Juvenile Paternity</b>	2,152	1,999	2,431	2,644	2,444	2,139	2,019	1,507	1,196	15,582	14,386
<b>Other</b>	4,306	3,898	4,024	3,722	3,364	2,870	3,115	2,729	2,874	994,841	991,967
<b>Post-Conv. Relief</b>	228	279	384	80	77	100	88	91	81	948	867
<b>Total</b>	147,145	147,369	147,499	122,031	134,332	140,422	143,378	144,816	147,609	1,265,861	1,118,252
<b>Appeals*</b>	473	351	344	524	618	651	730	862	868	N/A	N/A
<b>Total w/Appeals</b>	147,618	147,720	147,843	122,555	134,950	141,073	144,108	145,678	148,477	N/A	N/A

The FA, FB, FC, and FD Pauper appointments show negative totals. This could be dependent on when the Pauper appointment was reported during the year based on new filings as well as pending cases.

\*Appeals are not included in the cases filed total. Six new felony levels enacted by the Indiana General Assembly began July 1, 2014.

## 2019 Unrepresented Litigants

This chart represents the number of cases in which at least one of the litigants represented himself for part or all of the proceeding during 2019.

Case Type	Circuit, Superior & Probate	City & Town	Marion County Small Claims	Total All Courts
Murder (MR)	37	0	0	37
Felony (CF)	36	0	0	36
Class A Felony (FA)	120	0	0	120
Class B Felony (FB)	169	0	0	169
Class C Felony (FC)	106	0	0	106
Class D Felony (FD)	325	0	0	325
Level 1 Felony	45	0	0	45
Level 2 Felony	132	0	0	132
Level 3 Felony	172	0	0	172
Level 4 Felony	322	0	0	322
Level 5 Felony	802	0	0	802
Level 6 Felony	4,395	0	0	4395
Misdemeanor (CM)	15,391	5,280	0	20,671
Post-Conviction Relief (PC)	390	680	0	1,070
Miscellaneous (MC)	2,693	58	0	2,751
Infraction (IF)	23,829	15,673	0	39,502
Ordinance Violation (OV/OE)	540	8,177	0	8,717
Total Criminal/Civil Violations	49,504	29,868	0	79,372
CHINS (JC)	870	0	0	870
Delinquency (JD)	236	0	0	236
Status (JS)	56	0	0	56
Paternity (JP)	3,129	0	0	3,129
Miscellaneous (JM)	425	0	0	425
Term. Parental Rights (JT)	195	0	0	195
Protection Orders (JQ)	0	0	0	0
Total Juvenile	4,911	0	0	4,911
Plenary (CP/PL)	966	0	0	966
Mortgage Foreclosure (MF)	775	0	0	775
Civil Collections (CC)	8,490	47	0	8,537
Tort (CT)	999	0	0	999
Small Claims (SC)	38,709	0	12,485	51,194
Dom. Rel. with Children (DC)	8,037	0	0	8,037
Dom. Rel. w/out Children (DN)	10,222	0	0	10,222
Domestic Relations (DR)	2,279	0	0	2,279
Reciprocal Support (RS)	218	0	0	218
Mental Health (MH)	1,326	0	0	1,326
Adoptions (AD)	325	0	0	325
Estates (ES)	82	0	0	82
Estates (EU)	247	0	0	247
Estates (EM)	147	0	0	147
Guardianships (GU)	2,222	0	0	2,222
Tax Deed, Verified Petition for (TP)	520	0	0	520
Tax Sales (TS)	65	0	0	65
Trusts (TR)	15	0	0	15
Protective Orders (PO)	10,439	0	0	10,439
Expungement (XP)	1086	0	0	1086
Miscellaneous (MI)	4,552	0	0	4,552
Total Civil	91,721	47	12,485	104,253
Total All Case Types	146,136	29,915	12,485	188,536

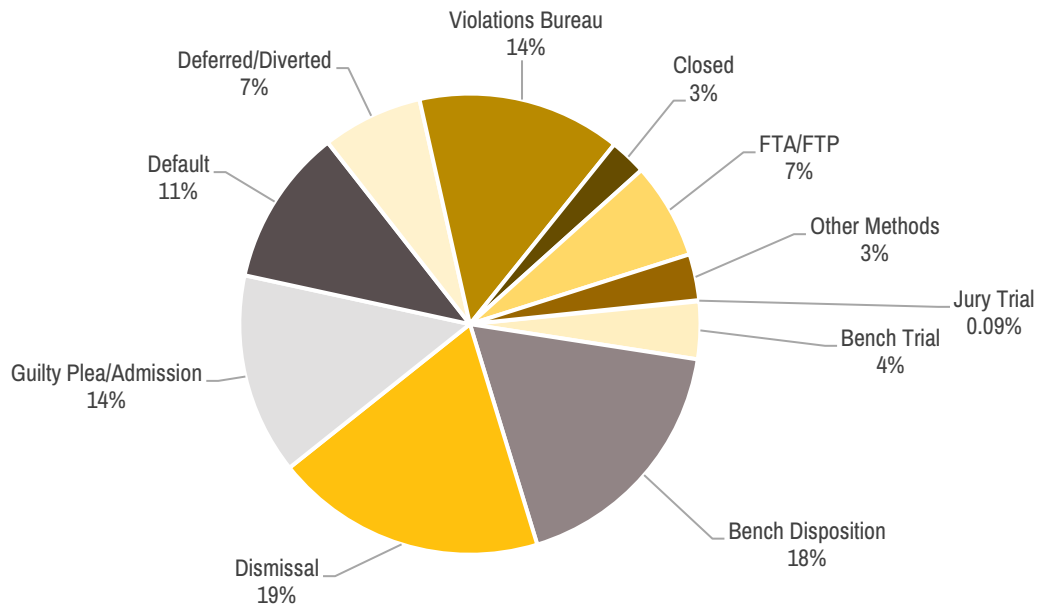
# 2019 Method of Case Disposition

## Summary of All Disposition Types

### Method of Disposition (Number of Cases)

Disposition Type	Courts of Record	City and Town Courts	Totals
Jury Trial	1,139	3	1,142
Bench Trial	51,239	1,436	52,675
Bench Disposition	230,214	2,098	232,312
Dismissal	214,104	33,654	247,758
Guilty Plea/Admission	150,613	33,067	183,680
Default	138,150	5,523	143,673
Deferred/Diverted	70,232	21,636	91,868
Violations Bureau	137,132	48,947	186,079
Closed	33,377	248	33,625
FTA/FTP	66,968	20,927	87,895
Other Methods	39,881	2,232	42,113

### Method of Disposition (Percent of Total)



## Statewide Disposition Totals–All Courts

	Jury Trial	Bench Trial	Bench Disp.	Guilty Plea/ Admis.	Default	Defer/ Divert.	Dismiss	Viol. Bureau	Closed	FTA/ FTP	Other
<b>Criminal/ Civil Violations</b>											
Murder	105	7	4	125	-	1	17	-	-	-	2
Felony	0	1	18	13	-	0	66	-	-	-	197
Class A Felony	18	4	13	87	-	0	51	-	-	-	3
Class B Felony	4	2	12	103	-	0	43	-	-	-	6
Class C Felony	15	3	39	197	-	8	116	-	-	-	10
Class D Felony	8	3	76	444	-	27	661	-	-	-	671
Level 1 Felony	62	5	10	343	-	0	63	-	-	-	7
Level 2 Felony	69	11	28	1,255	-	9	284	-	-	-	7
Level 3 Felony	95	29	48	1,830	-	11	323	-	-	-	6
Level 4 Felony	73	25	68	2,632	-	23	455	-	-	-	5
Level 5 Felony	138	130	218	8,317	-	174	1,539	-	-	-	21
Level 6 Felony	235	588	399	42,613	-	2,231	9,935	-	-	-	39
Misdemeanor	95	1,410	2,068	72,703	-	23,518	40,903	-	-	-	2,693
Post-Conv. Relief	0	47	442	0	-	0	339	-	-	-	38
Miscellaneous	3	2,118	55,409	82	-	8	2,647	-	9,662	-	1,430
Infraction	1	2,227	2,303	36,691	7,229	57,196	35,540	172,947	-	82,827	1,118
Ordinance Viol.	1	915	281	7,231	2,164	8,231	12,486	13,132	-	5,068	787
Sub-Total	922	7,525	61,436	174,666	9,393	91,437	105,468	186,079	9,662	87,895	7,040
<b>Juvenile</b>											
CHINS	-	2,979	3,808	3,201	-	-	3,822	-	-	-	360
Delinquency	-	768	2,194	4,448	-	431	2,024	-	-	-	790
Status	-	82	1,781	596	-	-	550	-	-	-	248
Paternity	-	3,951	5,160	492	-	-	2,184	-	-	-	2,043
Miscellaneous	-	396	10,799	213	-	-	1,562	-	-	-	653
Term. Par. Right	-	1,317	1,047	53	-	-	3,640	-	-	-	48
Protection Orders	-	5	7	0	-	-	4	-	-	-	0
Sub-Total	0	9,498	24,796	9,003	0	431	13,786	0	0	0	4,142
<b>Civil</b>											
Plenary	29	470	1,823	-	3,999	-	6,088	-	326	-	61
Mortgage Fore.	-	78	2,310	-	5,777	-	5,117	-	113	-	222
Civil Collections	1	524	11,822	-	60,897	-	22,912	-	812	-	723
Civil Tort	190	170	889	-	1,357	-	8,654	-	254	-	117
Small Claims	-	14,494	49,547	-	60,776	-	66,567	-	1,367	-	28,341
Domestic Rel.	-	245	2,153	-	43	-	574	-	-	-	60
Domestic Re. W/Child	-	2,176	8,622	-	9	-	1,965	-	-	-	40
Domestic Rel. No Child	-	2,398	10,096	-	25	-	1,772	-	-	-	45
Recip. Support	-	269	1,223	-	35	-	249	-	-	-	68
Mental Health	-	604	7,773	-	4	-	3,744	-	3,854	-	47
Adoption	-	2,080	1,096	-	0	-	267	-	1,319	-	180
Estate- Supv.	-	30	778	-	0	-	266	-	2,237	-	104
Estate-Un-Supv.	-	31	2,814	-	3	-	335	-	6,074	-	56
Estate- Misc.	-	41	1,042	-	3	-	39	-	1,984	-	11
Guardianship	-	3,381	3,539	-	26	-	1,012	-	3,334	-	337
Trusts	-	32	145	-	4	-	2	-	213	-	21
Protective Orders	-	4,513	21,312	2	179	-	7,062	-	-	-	124
Expungement	-	314	6,950	-	0	-	119	-	751	-	56
Tax Sale	-	474	148	-	550	-	20	-	6	-	0
Tax Petition	-	0	4,582	-	0	-	93	-	94	-	1
Miscellaneous	-	3,328	7,416	9	593	-	1,647	-	1,225	-	317
Sub-Total	220	35,652	146,080	11	134,280	0	128,504	0	23,963	0	30,931
Grand Total	1,142	52,675	232,312	183,680	143,673	91,868	247,758	186,079	33,625	87,895	42,113

## Statewide Disposition Totals – Courts of Record

	Jury Trial	Bench Trial	Bench Disp.	Guilty Plea/ Admin	Default	Defer/ Divert.	Dismiss	Viol. Bureau	Closed	FTA/ FTP	Other
<b>Criminal/Civil Violations</b>											
Murder	105	7	4	125	-	1	17	-	-	-	2
Felony	-	1	18	13	-	-	66	-	-	-	197
Class A Felony	18	4	13	87	-	-	51	-	-	-	3
Class B Felony	4	2	12	103	-	-	43	-	-	-	6
Class C Felony	15	3	39	197	-	8	116	-	-	-	10
Class D Felony	8	3	76	444	-	27	661	-	-	-	671
Level 1 Felony	62	5	10	343	-	-	63	-	-	-	7
Level 2 Felony	69	11	28	1,255	-	9	284	-	-	-	7
Level 3 Felony	95	29	48	1,830	-	11	323	-	-	-	6
Level 4 Felony	73	25	68	2,632	-	23	455	-	-	-	5
Level 5 Felony	138	130	218	8,317	-	174	1,539	-	-	-	21
Level 6 Felony	235	588	399	42,613	-	2,231	9,935	-	-	-	39
Misdemeanor	92	1,084	1,274	61,251	-	18,083	32,011	-	-	-	1,975
Post-Conv. Relief	-	47	442	-	-	-	339	-	-	-	38
Miscellaneous	3	2,118	55,371	82	-	8	2,643	-	-	-	1,427
Infraction	1	1,722	1,235	18,760	3,808	44,956	22,355	132,642	9,653	65,007	349
Ordinance Viol.	1	375	168	3,547	859	4,270	3,876	4,490	-	1,961	48
Sub-Total	919	6,154	59,423	141,599	4,667	69,801	74,777	137,132	9,653	66,968	4,811
<b>Juvenile</b>											
CHINS	-	2,979	3,808	3,201	-	-	3,822	-	-	-	360
Delinquency	-	768	2,194	4,448	-	431	2,024	-	-	-	790
Status	-	82	1,781	596	-	-	550	-	-	-	248
Paternity	-	3,951	5,160	492	-	-	2,184	-	-	-	2,043
Miscellaneous	-	396	10,799	213	-	-	1,562	-	-	-	653
Term. Par. Right	-	1,317	1,047	53	-	-	3,640	-	-	-	48
Protection Orders	-	5	7	-	-	-	4	-	-	-	-
Sub-Total	0	9,498	24,796	9,003	0	431	13,786	0	0	0	4,142
<b>Civil</b>											
Plenary	29	470	1,822	-	3,973	-	3,890	-	177	-	59
Mortgage Fore.	-	78	2,310	-	5,777	-	5,117	-	113	-	222
Civil Collections	1	459	11,743	-	60,126	-	22,147	-	722	-	722
Civil Tort	190	170	889	-	1,357	-	8,654	-	254	-	117
Small Claims	-	14,494	49,547	-	60,776	-	66,567	-	1,367	-	28,341
Domestic Rel.	-	245	2,153	-	43	-	574	-	-	-	60
Domestic Rel. W/Child	-	2,176	8,622	-	9	-	1,965	-	-	-	40
Domestic Rel. No Child	-	2,398	10,096	-	25	-	1,772	-	-	-	45
Recip. Support	-	269	1,223	-	35	-	249	-	-	-	68
Mental Health	-	604	7,773	-	4	-	3,744	-	3,854	-	47
Adoption	-	2,080	1,096	-	-	-	267	-	1,319	-	180
Estate- Supv.	-	30	778	-	-	-	266	-	2,237	-	104
Estate-Un-Supv.	-	31	2,814	-	3	-	335	-	6,074	-	56
Estate- Misc.	-	41	1,042	-	3	-	39	-	1,984	-	11
Guardianship	-	3,381	3,539	-	26	-	1,012	-	3,334	-	337
Trusts	-	32	145	-	4	-	2	-	213	-	21
Protective Orders	-	4,513	21,312	2	179	-	7,062	-	-	-	124
Expungement	-	314	6,950	-	-	-	119	-	751	-	56
Tax Sale	-	474	148	-	550	-	20	-	6	-	-
Tax Petition	-	-	4,582	-	-	-	93	-	94	-	1
Miscellaneous	-	3,328	7,411	9	593	-	1,647	-	1,225	-	317
Sub-Total	220	35,587	145,995	11	133,487	0	125,541	0	23,724	0	30,928
Grand Total	1,139	51,239	230,214	150,613	138,150	70,232	214,104	137,132	33,377	66,968	39,881

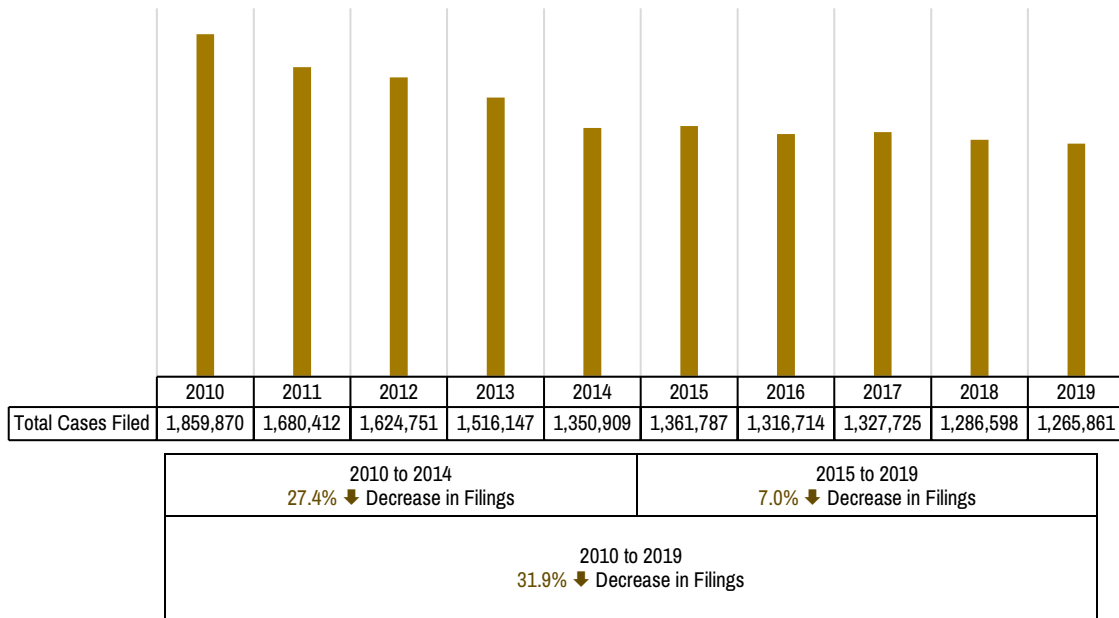
Totals from Circuit, Superior, Probate, and Marion County Small Claims Courts

## Statewide Totals – City and Town Courts

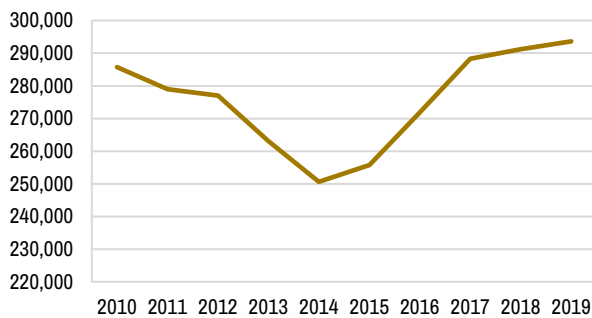
	Jury Trial	Bench Trial	Bench Disp.	Guilty Plea/ Admin.	Default	Defer/ Divert.	Dismiss	Viol. Bureau	Closed	FTA/ FTP	Other
<b>Criminal/Civil Violations</b>											
Murder	-	-	-	-	-	-	-	-	-	-	-
Felony	-	-	-	-	-	-	-	-	-	-	-
Class A Felony	-	-	-	-	-	-	-	-	-	-	-
Class B Felony	-	-	-	-	-	-	-	-	-	-	-
Class C Felony	-	-	-	-	-	-	-	-	-	-	-
Class D Felony	-	-	-	-	-	-	-	-	-	-	-
Level 1 Felony	-	-	-	-	-	-	-	-	-	-	-
Level 2 Felony	-	-	-	-	-	-	-	-	-	-	-
Level 3 Felony	-	-	-	-	-	-	-	-	-	-	-
Level 4 Felony	-	-	-	-	-	-	-	-	-	-	-
Level 5 Felony	-	-	-	-	-	-	-	-	-	-	-
Level 6 Felony	-	-	-	-	-	-	-	-	-	-	-
Misdemeanor	3	326	794	11,452	-	5,435	8,892	-	-	-	718
Post-Conv. Relief	-	-	-	-	-	-	-	-	-	-	-
Miscellaneous	-	-	38	-	-	-	4	-	9	-	3
Infraction	-	505	1,068	17,931	3,421	12,240	13,185	40,305	-	17,820	769
Ordinance Viol.	-	540	113	3,684	1,305	3,961	8,610	8,642	-	3,107	739
Sub-Total	3	1,371	2,013	33,067	4,726	21,636	30,691	48,947	9	20,927	2,229
<b>Juvenile</b>											
CHINS	-	-	-	-	-	-	-	-	-	-	-
Delinquency	-	-	-	-	-	-	-	-	-	-	-
Status	-	-	-	-	-	-	-	-	-	-	-
Paternity	-	-	-	-	-	-	-	-	-	-	-
Miscellaneous	-	-	-	-	-	-	-	-	-	-	-
Term. Par. Right	-	-	-	-	-	-	-	-	-	-	-
Protection Orders	-	-	-	-	-	-	-	-	-	-	-
Sub-Total	0	0	0	0	0	0	0	0	0	0	0
<b>Civil</b>											
Plenary	-	-	1	-	26	-	2,198	-	149	-	2
Mortgage Fore.	-	-	-	-	-	-	-	-	-	-	-
Civil Collections	-	65	79	-	771	-	765	-	90	-	1
Civil Tort	-	-	-	-	-	-	-	-	-	-	-
Small Claims	-	-	-	-	-	-	-	-	-	-	-
Domestic Rel.	-	-	-	-	-	-	-	-	-	-	-
Domestic Rel. W/Child	-	-	-	-	-	-	-	-	-	-	-
Domestic Rel. No Child	-	-	-	-	-	-	-	-	-	-	-
Recip. Support	-	-	-	-	-	-	-	-	-	-	-
Mental Health	-	-	-	-	-	-	-	-	-	-	-
Adoption	-	-	-	-	-	-	-	-	-	-	-
Estate- Supv.	-	-	-	-	-	-	-	-	-	-	-
Estate-Un-Supv.	-	-	-	-	-	-	-	-	-	-	-
Estate- Misc.	-	-	-	-	-	-	-	-	-	-	-
Guardianship	-	-	-	-	-	-	-	-	-	-	-
Trusts	-	-	-	-	-	-	-	-	-	-	-
Protective Orders	-	-	-	-	-	-	-	-	-	-	-
Expungement	-	-	-	-	-	-	-	-	-	-	-
Tax Sale	-	-	-	-	-	-	-	-	-	-	-
Tax Petition	-	-	-	-	-	-	-	-	-	-	-
Miscellaneous	-	-	5	-	-	-	-	-	-	-	-
Sub-Total	0	65	85	0	797	0	2,963	0	239	0	3
Grand Total	3	1,436	2,098	33,067	5,523	21,636	33,654	48,947	248	20,927	2,232

# Statistical Trends

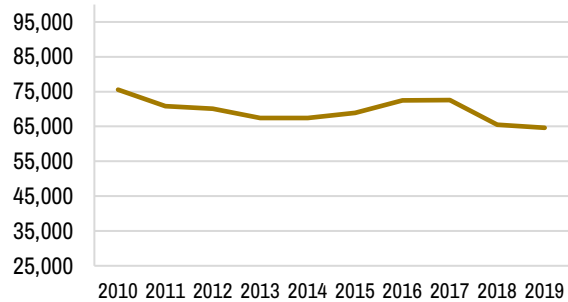
## Total Cases Filed



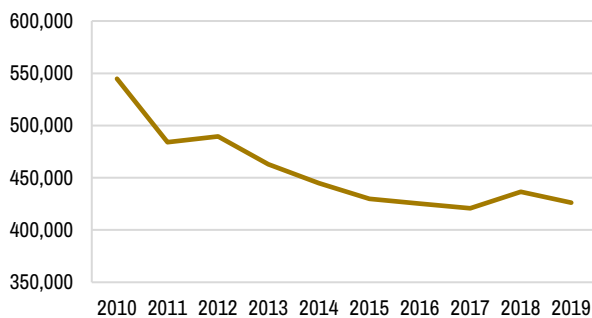
## Criminal Filings



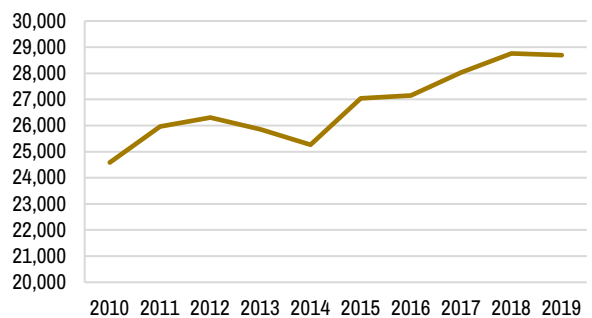
## Juvenile Filings



## Civil Filings

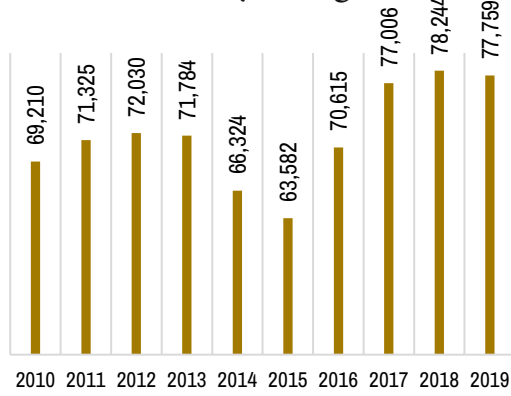


## Probate/Adoption Filings

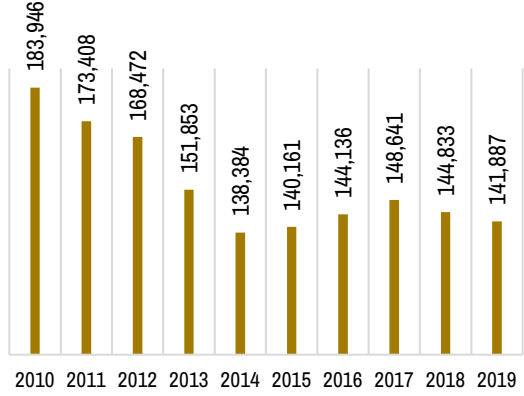




## Felony Filings

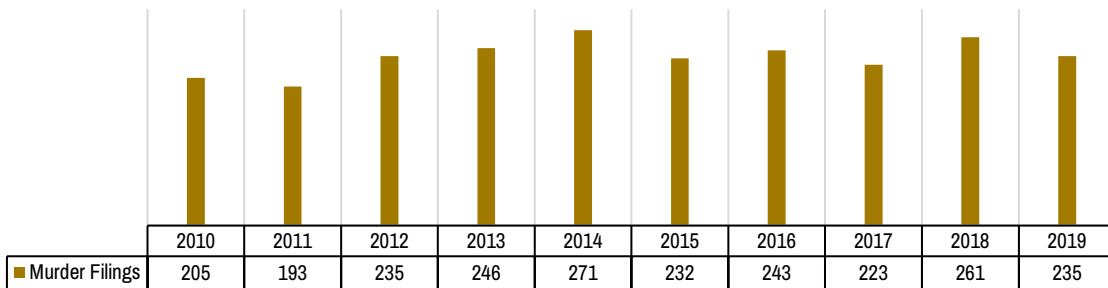


## Misdemeanor Filings



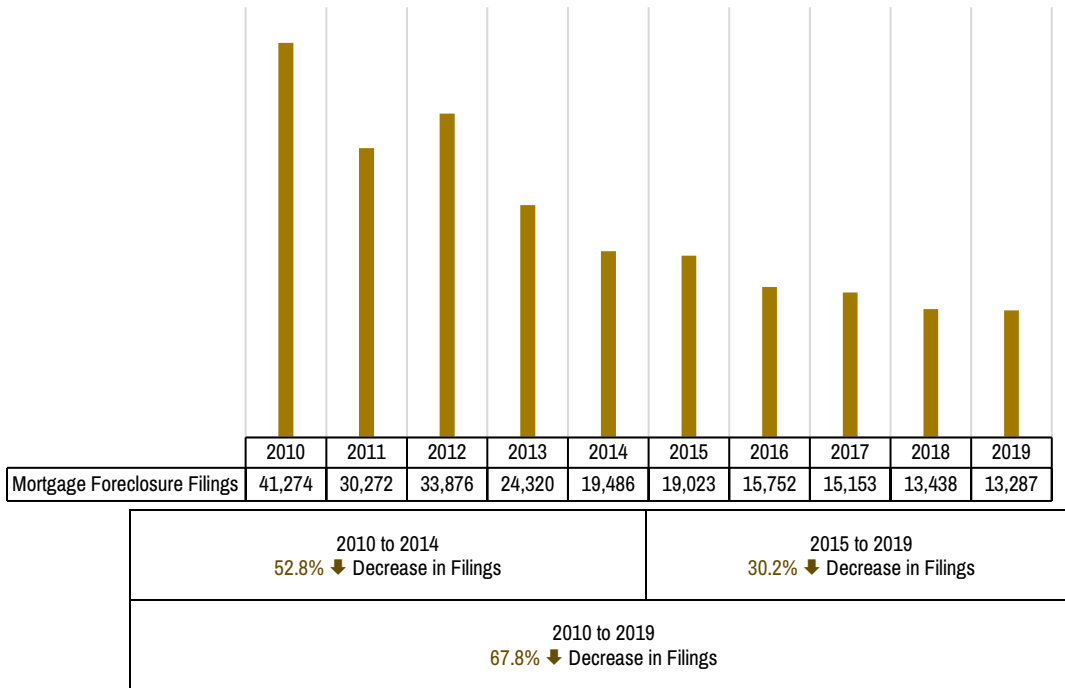
	2010	2011	2012	2013	2014	2015	2016	2017	2018	2019
Felony	69,210	71,325	72,030	71,784	66,324	63,582	70,615	77,006	78,244	77,759
Misdemeanor	183,946	173,408	168,472	151,853	138,384	140,161	144,136	148,641	144,833	141,887
Total	253,156	244,778	240,502	223,637	204,708	203,743	214,751	225,647	223,077	219,646
	2010 to 2014					2015 to 2019				
Felony	4.2% ↓ Decrease in Filings					22.3% ↑ Increase in Filings				
Misdemeanor	24.8% ↓ Decrease in Filings					1.2% ↑ Increase in Filings				
Total	13.7% ↓ Decrease in Filings					7.8% ↑ Increase in Filings				
	2010 to 2019									
Felony	12.4% ↑ Increase in Filings									
Misdemeanor	22.9% ↓ Decrease in Filings									
Total	19.1% ↓ Decrease in Filings									

## Murder Filings

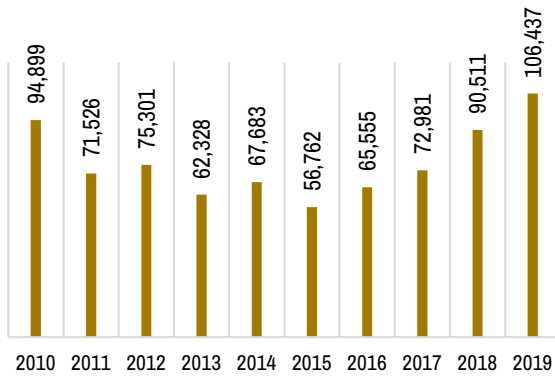


	2010 to 2014	2015 to 2019
	32.2% ↑ Increase in Filings	1.3% ↑ Increase in Filings
	2010 to 2019	
	14.6% ↑ Increase in Filings	

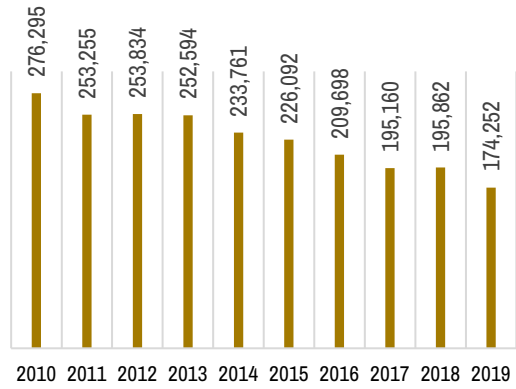
## Mortgage Foreclosure Filings



## Civil Collection Filings

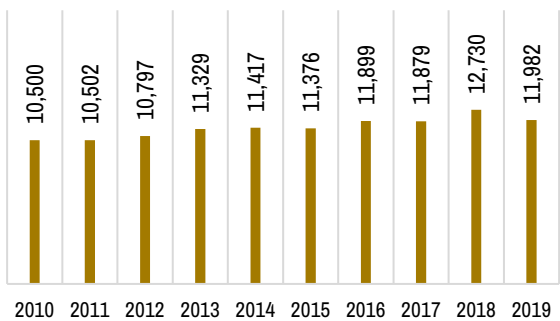


## Small Claims Filings

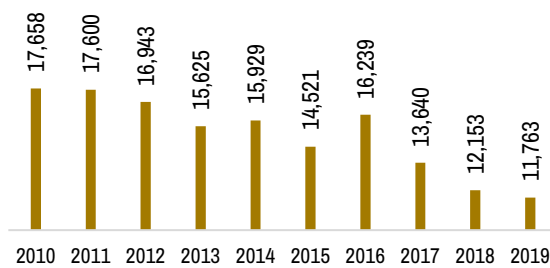


	2010	2011	2012	2013	2014	2015	2016	2017	2018	2019
Civil Collection	94,899	71,526	75,301	62,328	67,683	56,762	65,555	72,981	90,511	106,437
Small Claims	276,295	253,255	253,834	252,594	233,761	226,092	209,698	195,160	195,862	174,252
2010 to 2014					2015 to 2019					
Civil Collection	28.7% ↓ Decrease in Filings					87.5% ↑ Increase in Filings				
Small Claims	15.4% ↓ Decrease in Filings					22.9% ↓ Decrease in Filings				
2010 to 2019										
Civil Collection	12.2% ↑ Increase in Filings									
Small Claims	36.9% ↓ Decrease in Filings									

## Civil Tort Filings

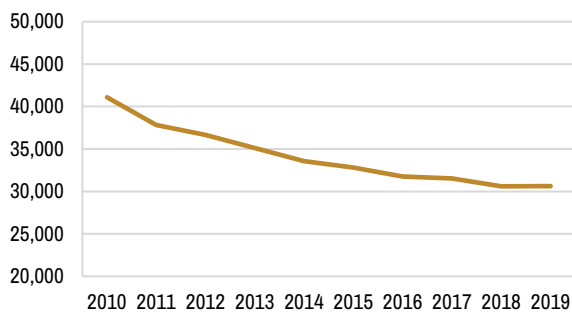


## Civil Plenary Filings

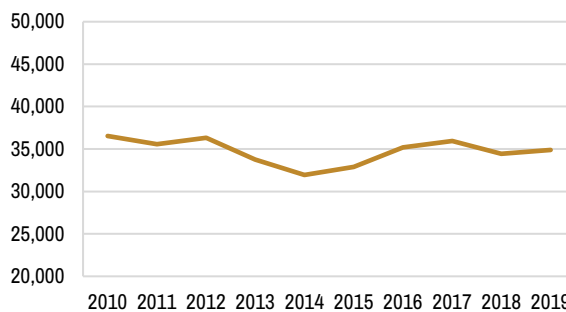


	2010	2011	2012	2013	2014	2015	2016	2017	2018	2019
Civil Tort	10,500	10,502	10,797	11,329	11,417	11,376	11,899	11,879	12,730	11,982
Civil Plenary	17,658	17,600	16,943	15,625	15,929	14,521	16,239	13,640	12,153	11,763
	2010 to 2019					2015 to 2019				
Civil Tort	8.7% ↑ Increase in Filings					5.3% ↑ Increase in Filings				
Civil Plenary	9.8% ↓ Decrease in Filings					19.0% ↓ Decrease in Filings				
	2010 to 2019									
Civil Tort	14.1% ↑ Increase in Filings									
Civil Plenary	33.4% ↓ Decrease in Filings									

## Domestic Relations Filings

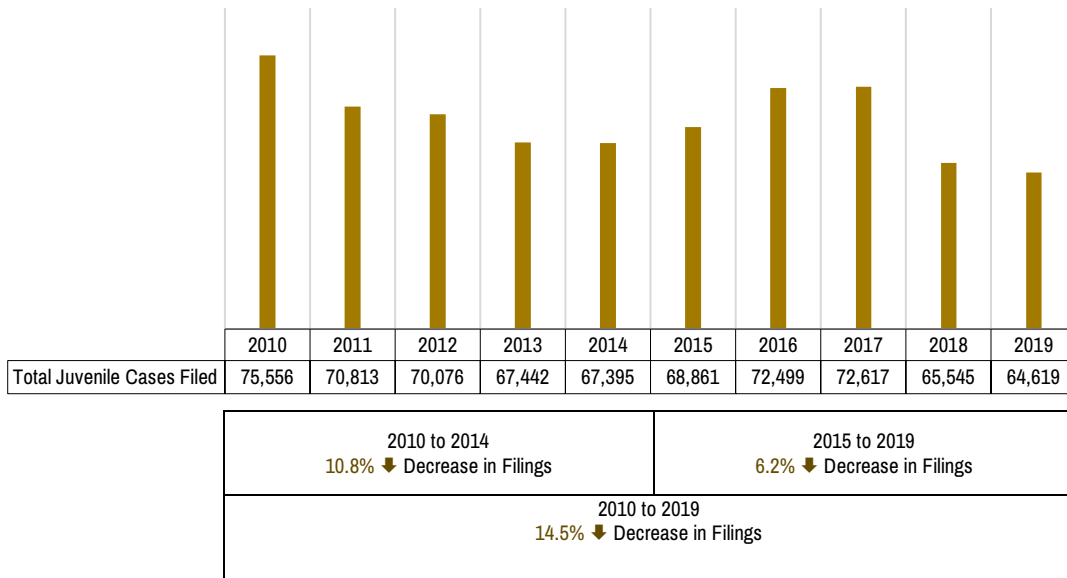


## Protective Orders Filings

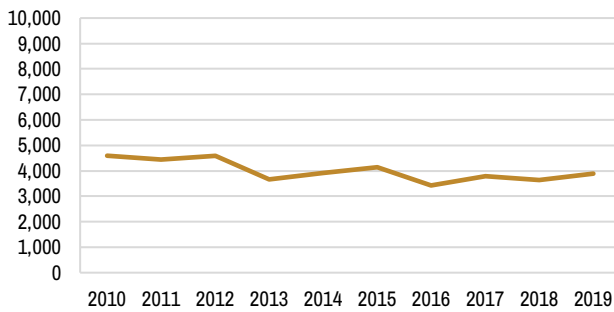


	2010	2011	2012	2013	2014	2015	2016	2017	2018	2019
Domestic Relations	41,095	37,822	36,663	35,102	33,563	32,822	31,754	31,518	30,606	30,624
Protective Orders	36,534	35,579	36,313	33,755	31,943	32,886	35,189	35,944	34,444	34,896
	2010 to 2014					2015 to 2019				
Domestic Relations	18.3% ↓ Decrease in Filings					6.7% ↓ Decrease in Filings				
Protective Orders	12.6% ↓ Decrease in Filings					6.1% ↑ Increase in Filings				
	2009 to 2018									
Domestic Relations	25.5% ↓ Decrease in Filings									
Protective Orders	4.5% ↓ Decrease in Filings									

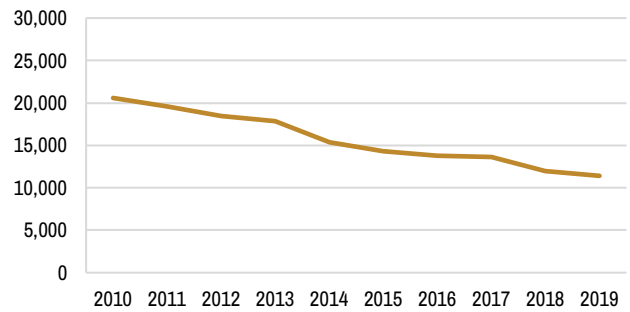
## Total Juvenile Cases Filed



## Juvenile Status Filings

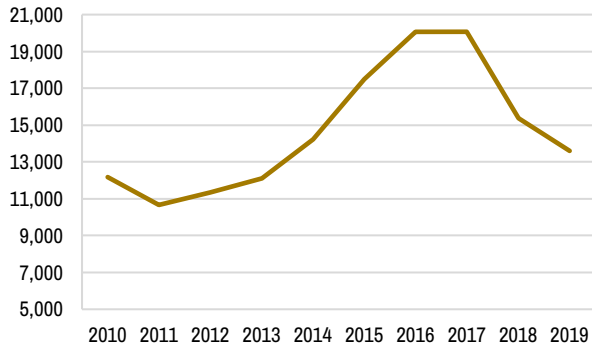


## Juvenile Delinquency Filings

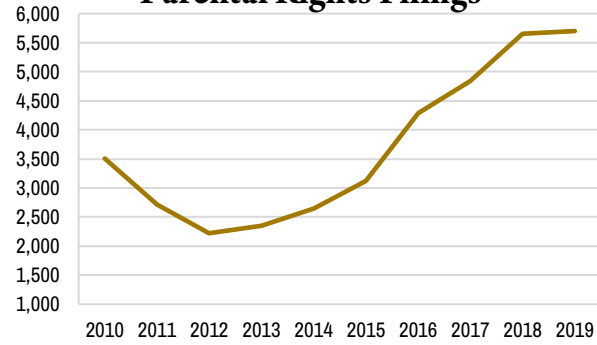


	2010	2011	2012	2013	2014	2015	2016	2017	2018	2019
Delinquency	20,585	19,553	18,480	17,818	15,350	14,297	13,804	13,638	11,936	11,409
Status	4,586	4,442	4,589	3,653	3,915	4,149	3,426	3,787	3,639	3,890
2010 to 2014					2015 to 2019					
Delinquency	25.4% ↓ Decrease in Filings					20.2% ↓ Decrease in Filings				
Status	14.6% ↓ Decrease in Filings					6.2% ↓ Decrease in Filings				
2010 to 2019										
Delinquency	44.6% ↓ Decrease in Filings									
Status	15.2% ↓ Decrease in Filings									

### CHINS Filings

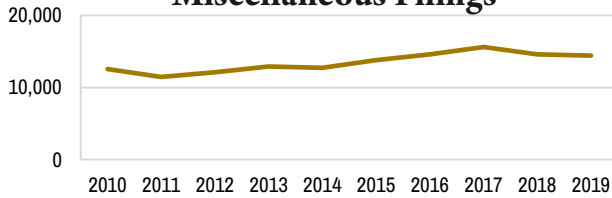


### Termination of Parental Rights Filings

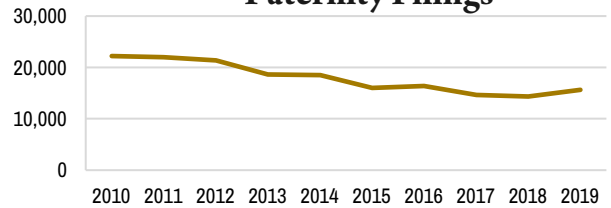


	2010	2011	2012	2013	2014	2015	2016	2017	2018	2019
CHINS	12,160	10,665	11,325	12,114	14,227	17,491	20,063	20,068	15,375	13,610
Term Parental Rights	3,502	2,718	2,222	2,355	2,648	3,121	4,284	4,844	5,657	5,700
	2010 to 2014					2015 to 2019				
CHINS	17.0% ↑ Increase in Filings					22.2% ↓ Decrease in Filings				
Term Parental Rights	24.4% ↓ Decrease in Filings					82.6% ↑ Increase in Filings				
	2010 to 2019									
CHINS	11.9% ↑ Increase in Filings									
Term Parental Rights	62.8% ↑ Increase in Filings									

### Juvenile Miscellaneous Filings

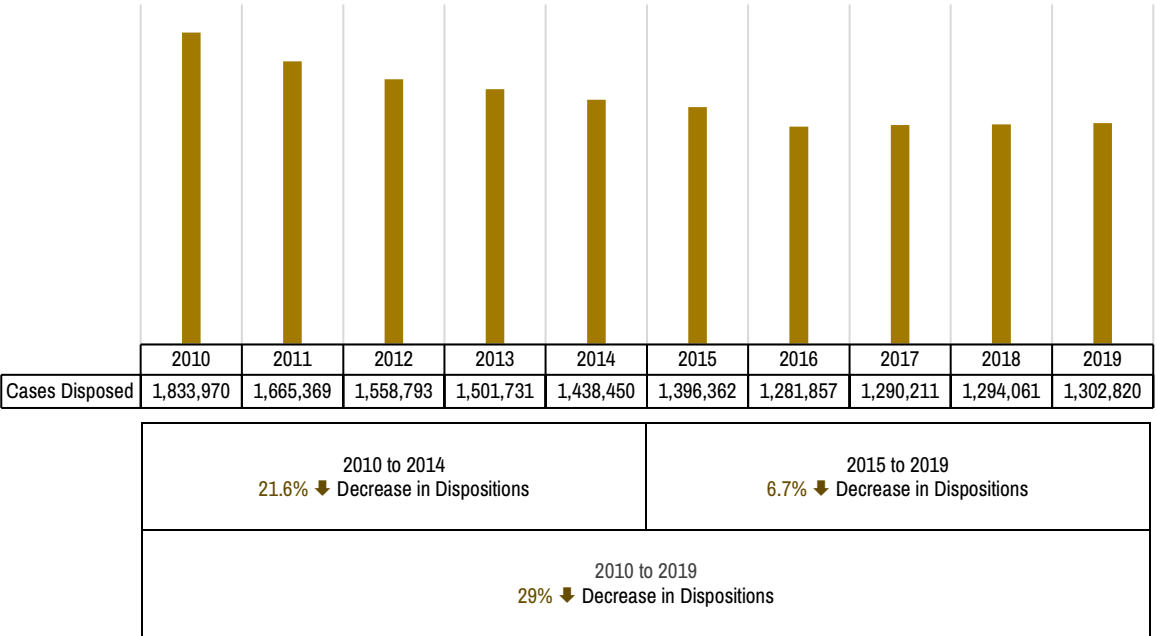


### Juvenile Paternity Filings

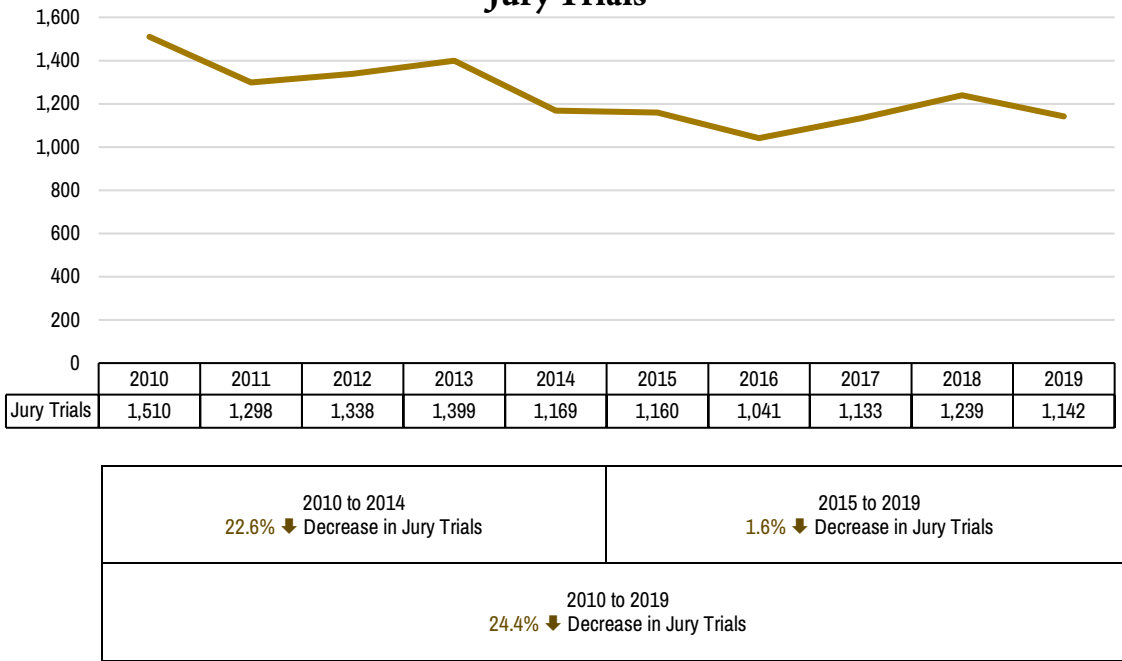


	2010	2011	2012	2013	2014	2015	2016	2017	2018	2019
Miscellaneous	12,506	11,457	12,147	12,876	12,743	13,821	14,547	15,607	14,551	14,396
Paternity	22,217	21,978	21,313	18,626	18,512	15,982	16,375	14,673	14,343	15,582
	2010 to 2014					2015 to 2019				
Miscellaneous	1.9% ↑ Increase in Filings					4.2% ↑ Increase in Filings				
Paternity	16.7% ↓ Decrease in Filings					2.5% ↓ Decrease in Filings				
	2010 to 2019									
Miscellaneous	15.1% ↑ Increase in Filings									
Paternity	29.9% ↓ Decrease in Filings									

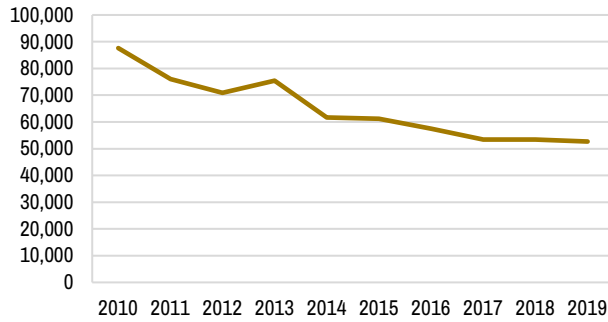
## Total Cases Disposed



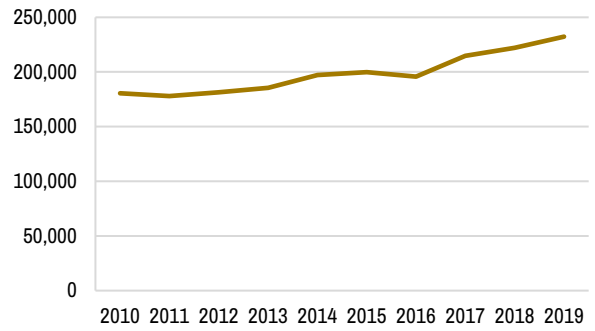
## Jury Trials



### Bench Trials

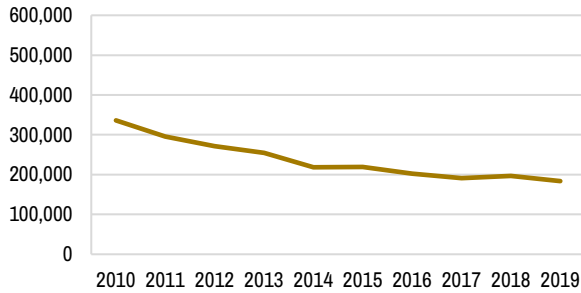


### Bench Dispositions

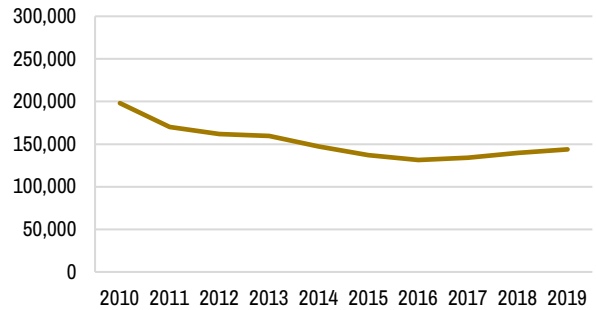


	2010 to 2014	2015 to 2019
Bench Trials	29.7% ↓ Decrease in Bench Trials	13.9% ↓ Decrease in Bench Trials
Bench Dispositions	9.3% ↑ Increase in Bench Dispositions	16.2% ↑ Increase in Bench Dispositions
	2010 to 2019	
Bench Trials	39.9% ↓ Decrease in Bench Trials	
Bench Dispositions	28.7% ↑ Increase in Bench Dispositions	

### Guilty Plea/Admissions

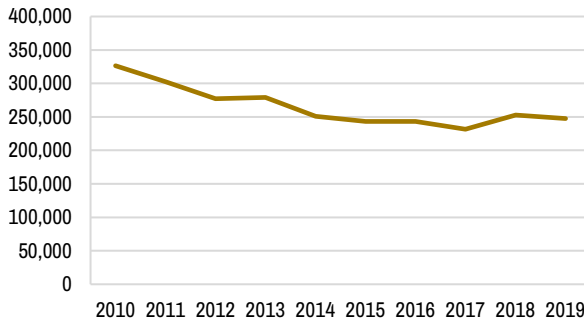


### Default Judgments

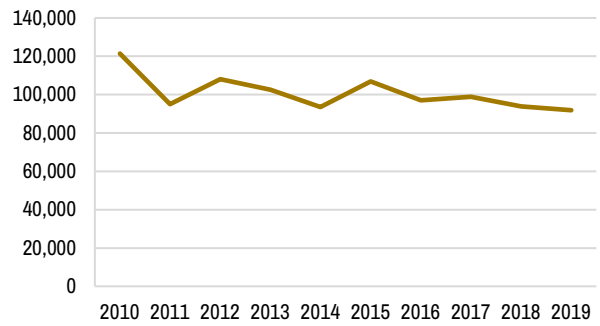


	2010 to 2014	2015 to 2019
Guilty Plea/Admissions	35% ↓ Decrease in Guilty Plea/Admissions	16.1% ↓ Decrease in Guilty Plea/Admissions
Default Judgments	34.5% ↓ Decrease in Default Judgments	4.7% ↑ Increase in Default Judgments
	2010 to 2019	
Guilty Plea/Admissions	45.4% ↓ Decrease in Guilty Plea/Admissions	
Default Judgments	27.5% ↓ Decrease in Default Judgments	

### Dismissals

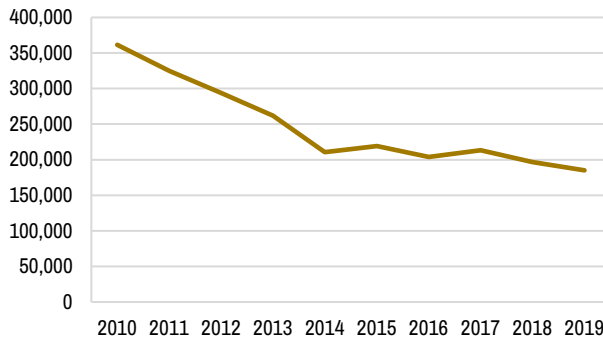


### Deferred/Diverted

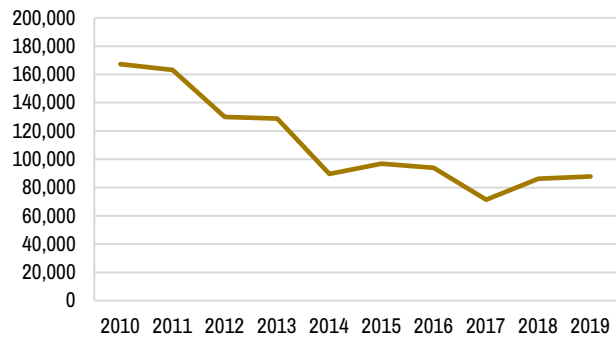


	2010 to 2014	2015 to 2019
Dismissals	23.2% ↓ Decrease in Dismissals	1.8% ↑ Increase in Dismissals
Deferred/Diverted	23% ↓ Decrease in Deferred/Diverted	14.1% ↓ Decrease in Deferred/Diverted
2010 to 2019		
Dismissals	24.1% ↓ Decrease in Dismissals	
Deferred/Diverted	24.3% ↓ Decrease in Deferred/Diverted	

### Violations Bureau



### Failure to Appear/Pay



	2010 to 2014	2015 to 2019
Violations Bureau	41.7% ↓ Decrease in Violations Bureau	15.5% ↓ Decrease in Violations Bureau
Failure to Appear/Pay	46.5% ↓ Decrease in Failure to Appear/Pay	9.3% ↓ Decrease in Failure to Appear/Pay
2010 to 2019		
Violations Bureau	48.8% ↓ Decrease in Violations Bureau	
Failure to Appear/Pay	47.4% ↓ Decrease in Failure to Appear/Pay	



# ADDITIONAL JUDICIAL BRANCH REPORTS

---

Additional Judicial Branch Reports and Statistics can be found by following the links below.

## Indiana Supreme Court Annual Reports:

[courts.in.gov/reports/supreme](https://courts.in.gov/reports/supreme)

## Indiana Court of Appeals Reports:

[courts.in.gov/reports/appeals](https://courts.in.gov/reports/appeals)

## Indiana Tax Court Reports:

[courts.in.gov/reports/tax](https://courts.in.gov/reports/tax)



# INDIANA SUPREME COURT



Office of Judicial Administration  
251 North Illinois Street, Suite 1600  
Indianapolis, Indiana 46204  
317-232-2542  
[courts.in.gov](http://courts.in.gov)