

HONORED TO SERVE
Indiana Judicial Service Report

2018

JUDICIAL YEAR IN REVIEW



2018

INDIANA JUDICIAL SERVICE REPORT

JUDICIAL YEAR IN REVIEW



The Supreme Court of Indiana

The Honorable Loretta H. Rush, Chief Justice
The Honorable Steven H. David
The Honorable Mark S. Massa
The Honorable Geoffrey G. Slaughter
The Honorable Christopher M. Goff

Justin P. Forkner, Chief Administrative Officer
Office of Judicial Administration
251 North Illinois St., Ste. 1600
Indianapolis, IN 46204
Phone: (317) 232-2542

courts.in.gov

ON THE COVER

History of the Monroe County Courthouse

The first courthouse in Monroe County was a temporary log cabin built by Samuel Elliot in August 1818 and was located on a portion of the same square that contains the current courthouse. The cost of the single-floor two-room cabin was not to exceed \$400. In 1826, the small log cabin courthouse was replaced by a second brick building with a stone foundation. The second courthouse was expanded and remodeled in the 1850s and again in the 1870s.

In 1908, the second courthouse was replaced with a newly constructed stone building designed by architects Wing and Mahurin. Its domed structure constructed from Indiana limestone has a weathervane, a large copper fish with a golden hue, which has become its oldest and most popular feature. The building's *Beaux-Arts* architectural style was very popular in the United States from 1880 to 1920. Two artists, Molnar and Brand, also made significant contributions to the embellishment of the courthouse. Brand contributed ten murals, the stained-glass dome, and a large stained-glass window featuring a bald eagle that can be found on the second-level landing. Many statues and plaques can be found throughout the grounds of the courthouse in remembrance of battle scenes from the Mexican War, Civil War, Spanish-American War, and World War I.

The domed courthouse was placed on the National Register of Historical Places in 1976 and underwent extensive renovations in 1984. The courthouse and its lawn of monuments remain the focal point for Bloomington and Monroe County. In 1985 the Monroe County Justice Building was constructed just north of the courthouse. The Justice Building now houses the courts and other criminal justice agencies in Monroe County.

TABLE OF CONTENTS

INTRODUCTION.....	1
Trends and Highlights: New Filings.....	2
Courts of Record.....	2
City and Town Courts.....	3
Marion County Small Claims Courts.....	3
Trends and Highlights: Dispositions.....	3
Courts of Record.....	3
2018 Fiscal Highlights.....	4
2018 REPORT OF THE OFFICE OF JUDICIAL ADMINISTRATION.....	7
Overview.....	7
Special Judges.....	7
Senior Judge Program.....	8
Appointed Judicial Officers.....	10
DEPARTMENT REPORTS.....	11
Fiscal Office.....	11
Trial and Appellate Court Technology.....	11
Trial Court Technology.....	11
Appellate Court Technology.....	12
Indiana Office of Court Services.....	13
Judicial Branch Education.....	13
Justice Services.....	15
Legal Support and Statistics.....	16
Programming and Projects.....	53
FISCAL REPORT OF TRIAL COURTS.....	65
Fiscal Report of Indiana Trial Courts (Overview).....	66
EXPENDITURES.....	67
Expenditures.....	67
Special Notes on Expenditures for Probation Services and Juvenile Detention Centers.....	73
Judicial Salaries 2009-2018.....	77

REVENUE	81
Revenue References.....	81
Revenues Generated by All Courts.....	82
Costs and Fees Routinely Charged in all Cases.....	88
Filing Fees.....	109
Filing Fees/Costs by Case Type Collected by the Clerk.....	109
Distribution of Revenue.....	115
2018 INDIANA TRIAL COURTS REPORT CASELOAD STATISTICS	118
Summary of Caseload Reports.....	119
Criminal Case Types.....	119
Civil Violations	120
Juvenile Case Types.....	121
Civil Case Types	121
Court Business Record.....	123
Movement of Cases.....	125
Court Services Information	126
Comparison of Cases from 2009-2018.....	129
Summary of 2018 New Filings by General Case Type	135
Cases in Which Pauper Counsel Was Appointed.....	139
2018 Method of Case Disposition.....	141
Summary of All Disposition Types.....	141
Statistical Trends	145
ADDITIONAL JUDICIAL BRANCH REPORTS	154

INTRODUCTION

The *Indiana Judicial Service Report* is an annual publication that compiles statistical data on the workload and finances of the Indiana judicial system. This report covers calendar year 2018 (CY 2018), with the exception of the Indiana Supreme Court data and certain state fiscal information, which are reported on a state fiscal year from July 1, 2017 through June 30, 2018 (SFY 2018). The Indiana Supreme Court's Indiana Office of Court Services (IOCS) publishes the report. The *Indiana Judicial Service Report* has been published every year since 1976.


The Judicial Year in Review includes data regarding the operation of Indiana's appellate courts. Excerpted statistical information and earlier reports are found on the Indiana Courts Website at courts.in.gov.

The statistical information published in this report was compiled from Quarterly Case Status Reports (QCSR) filed with IOCS by each trial court. All trial courts annually file a summary report on court revenue and a report on court expenditures and budget. Although the administrative offices of the appellate courts compile and publish their own caseload reports, Indiana law requires that appellate information be included in this report. Fiscal data for the state is obtained from the annual report of the Auditor of the State of Indiana.


This report is not an exact accounting of funds or of every judicial decision. It is based on aggregate summary data and presents an overview of the

workload and functioning of the Indiana judiciary. It is intended to be used by trial judges to monitor caseloads in their respective courts; by trial judges and county councils in the budgeting process; by the General Assembly and its committees in legislative deliberations; by IOCS in its support of judicial administrative activities; and by the Indiana Supreme Court in meeting its responsibility to foster the administration of justice. Additionally, the information detailed in this report provides a factual basis for long-term judicial planning in the State of Indiana.

This report would not be possible without the diligent work of hundreds of Indiana judges, court employees, and clerks who ensure access to justice and serve the citizens of Indiana. IOCS is grateful for all of their assistance in publishing the *Indiana Judicial Service Report* each year.



Loretta H. Rush
Chief Justice of Indiana



Justin P. Forkner
Chief Administrative Officer



Mary Kay Hudson
IOCS Executive Director

Trends and Highlights: New Filings

The following highlights new case filings statistics for Courts of Record, City and Town Courts, and Marion County Small Claims Courts in Calendar Year (CY) 2018.

Courts of Record

The 1,052,602 new cases filed in CY 2018 represent a decrease of 1.3 percent from the previous year. The number of new cases filed in CY 2018 is 30.4 percent less than the number of cases filed ten years ago in 2009. Of the total new cases filed, 81.8 percent were filed in Courts of Record.¹ Criminal cases represent 24.8 percent of total cases filed in CY 2018.² Infractions and Ordinance Violations constitute 29.9 percent of total cases filed in Courts of Record.

- ▲ Tax Sale case filings increased 51.7 percent.

▲ Tax Petition case filings increased 24.9 percent.

▲ Civil Collection case filings increased 21.5 percent.

▲ Murder case filings increased 17.0 percent.

▲ Termination of Parental Rights case filings increased 16.8 percent.

▲ Miscellaneous Criminal case filings increased 9.0 percent.
- ▼ CHINS case filings decreased 23.4 percent.

▼ Juvenile Delinquency case filings decreased 12.5 percent.

▼ Mortgage Foreclosure case filings decreased 11.3 percent.

▼ Infraction case filings decreased 8.5 percent.

▼ Trusts case filings decreased 8.0 percent.

▼ Estate Supervised case filings decreased 7.0 percent.

Three case types represent the largest numbers in case filings:

Infractions	292,689
Small Claims	146,983
Misdemeanors	115,585

¹ A Court of Record is a trial or appellate court in which a record of the proceedings is captured and preserved for the possibility of an appeal. Circuit, Superior, and Probate Courts are considered Courts of Record in Indiana, and as of July 1, 2018, Marion County Small Claims courts became Courts of Record.

² The Criminal category consists of the following case types: Murder, Felony, Class A Felony, Class B Felony, Class C Felony, Class D Felony, Level 1 Felony, Level 2 Felony, Level 3 Felony, Level 4 Felony, Level 5 Felony, Level 6 Felony, Misdemeanor, Post-Conviction Relief, and Miscellaneous Criminal.

City and Town Courts

- The 185,117 new cases filed in City and Town Courts represent a decrease of 12.1 percent over the previous year.
- The number of new cases filed in City and Town Courts in 2018 is also 50.5 percent less than the number filed in 2009.

Marion County Small Claims Courts

- The 48,879 new cases filed in Marion County Small Claims Courts represent a decrease of 2.6 percent over the previous year.
- The number of new cases filed in Marion County Small Claims Courts in 2018 is 30.5 percent less than the number filed in 2009.

Trends and Highlights: Dispositions

Indiana courts disposed of 1,294,061 cases in 2018, which represents a 0.3 percent increase over the previous year. The number of cases disposed in all Indiana courts in 2018 is 33.0 percent less than the number disposed in 2009. Criminal cases represent 22.9 percent of total cases disposed in 2018.

Three case types represent the largest number of dispositions:

Infractions	413,377
Small Claims	206,165
Misdemeanors	148,723

Courts of Record

Of the total cases disposed, 81.2 percent were disposed in Courts of Record.

- ▲ Tax Sale case dispositions increased 198.0 percent.
- ▲ Tax Petition case dispositions increased 130.2 percent.
- ▲ Domestic Relation with Children case dispositions increased 77.6 percent.
- ▲ Guardianship case dispositions increased 57.2 percent.
- ▲ Domestic Relations without Children case dispositions increased 51.9 percent.
- ▼ Paternity case dispositions decreased 35.3 percent.
- ▼ Trust case dispositions decreased 21.0 percent.
- ▼ Mortgage Foreclosure case dispositions decreased 16.3 percent.
- ▼ Estate Supervised case dispositions decreased 15.0 percent.
- ▼ Post-Conviction case dispositions decreased 12.1 percent.

2018 Fiscal Highlights

Indiana's trial courts are financed primarily through county general revenue with a substantial portion coming from local property taxes. State general fund revenues pay judicial salaries, appellate level courts, defray some of the expenses associated with indigent criminal defense, *guardian ad litem* services for abused and neglected children, court interpreter services, unrepresented litigant support, civil legal aid, family courts, and problem-solving courts. City and town funds pay for the respective city and town courts, while the townships in Marion County (the most populous Indiana County) fund the nine Marion County Small Claims Courts.

The state spent \$154,944,714 during SFY 2018 on the operation of the judicial system. In CY 2018, the counties, spent \$294,454,581; the cities, towns, and townships spent \$19,546,792 on their respective courts, for a total annual expenditure of \$468,946,087.

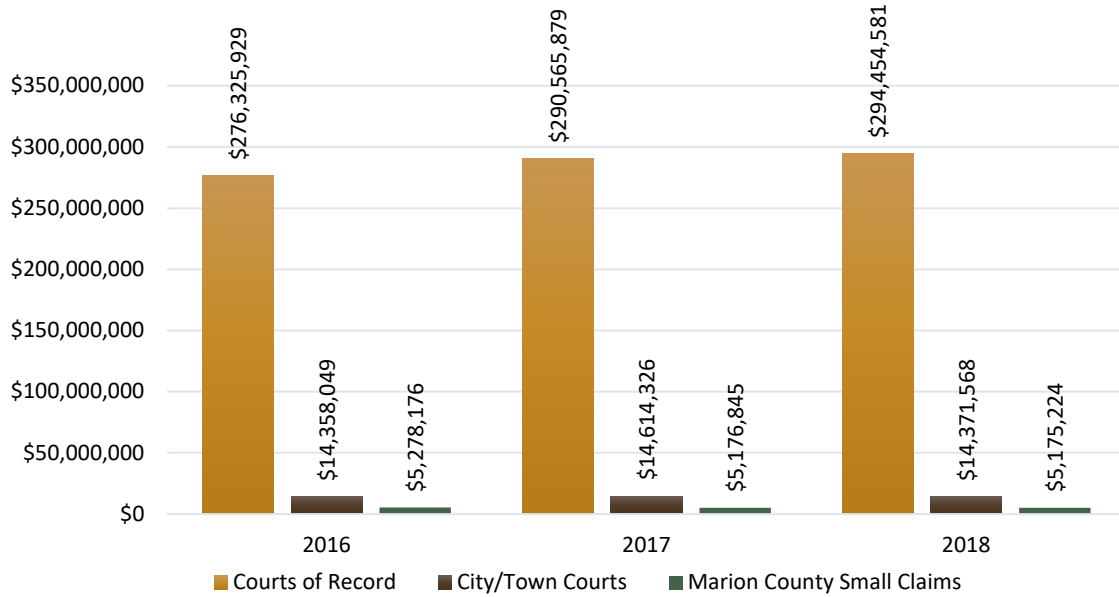
All courts in the state, including city courts, town courts, and Marion County Small Claims courts, generated a total of \$170,442,944 in revenue, specifically for, fines, costs, and fees during CY 2018. Of that amount, \$90,911,976 (53 percent) went to state-level funds and \$66,334,189 (39 percent) went to a variety of county-level funds. The remaining \$13,196,779 (8 percent) went to various local funds. An additional \$1,532,876 was generated by Marion County Small Claims Courts and paid to constables for service of process in this CY 2018.

An extensive overview of expenditures and revenue, including fines, costs, fees, and the distribution of revenue generated can be found in the [Fiscal Report of Trial Courts](#) section of this volume.

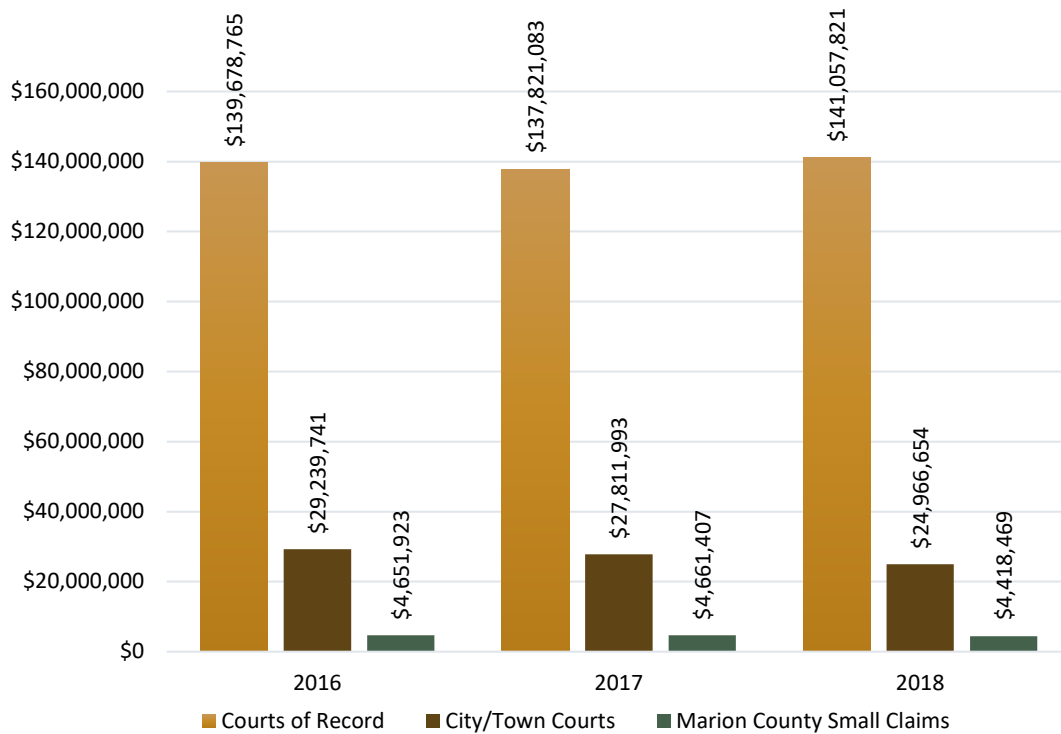
Financial Comparison for Indiana Judicial System

Year		Expenditures on Judicial System			Revenues Generated by Courts			
	State	County	City, Town & Township	Total	For State Funds	For County Funds	For Local Funds	Total
FY '05-'06	\$103,274,842							
Calendar 2006		\$207,587,769	\$13,139,411	\$324,002,022	\$103,419,061	\$95,319,195	\$16,493,544	\$215,231,800
FY '06-'07	\$107,560,807							
Calendar 2007		\$233,069,067	\$20,668,055	\$361,297,929	\$117,991,618	\$106,911,830	\$17,343,981	\$242,247,429
FY '07-'08	\$130,632,111							
Calendar 2008		\$240,954,228	\$16,547,247	\$388,133,586	\$121,902,944	\$102,187,530	\$18,095,775	\$242,186,248
FY '08-'09	\$137,545,752							
Calendar 2009		\$245,283,348	\$16,683,708	\$399,512,808	\$116,564,668	\$96,295,554	\$17,507,841	\$230,368,063
FY '09-'10	\$132,167,046							
Calendar 2010		\$244,409,818	\$16,756,441	\$393,333,305	\$120,759,354	\$93,474,316	\$18,422,382	\$232,656,052
FY '10-'11	\$130,687,696							
Calendar 2011		\$245,127,414	\$16,685,328	\$392,500,438	\$108,232,773	\$86,693,318	\$16,925,474	\$211,851,565
FY '11-'12	\$123,404,206							
Calendar 2012		\$246,393,037	\$16,974,777	\$386,772,020	\$103,337,052	\$85,643,385	\$16,721,156	\$205,701,593
FY '12-'13	\$133,429,682							
Calendar 2013		\$286,525,439	\$18,734,495	\$438,689,616	\$96,078,443	\$83,580,775	\$15,135,903	\$194,795,121
FY '13-'14	\$141,485,332							
Calendar 2014		\$298,904,950	\$19,194,894	\$459,585,176	\$86,164,355	\$73,913,837	\$13,523,648	\$173,601,840
FY '14-'15	\$149,968,739							
Calendar 2015		\$304,283,329	\$19,283,819	\$473,535,887	\$88,680,759	\$70,625,340	\$15,712,921	\$175,019,020
FY '15-'16	\$143,984,488							
Calendar 2016		\$276,325,929	\$19,636,226	\$439,946,643	\$90,040,604	\$69,201,839	\$14,327,986	\$173,570,429
FY '16-'17	\$160,549,502							
Calendar 2017		\$290,565,879	\$19,791,171	\$470,906,552	\$90,258,721	\$65,951,685	\$14,084,077	\$170,294,483
FY '17-'18	\$154,944,714							
Calendar 2018		\$294,454,581	\$19,546,792	\$468,946,087	\$90,911,976	\$66,334,189	\$13,196,779	\$170,442,944

Total County/Local Expenditures for Courts of Record, City/Town Courts and Marion County Small Claims Courts in CY 2018



Total Revenues Generated for State, County and Local Level in CY 2018



2018 REPORT OF THE OFFICE OF JUDICIAL ADMINISTRATION

Overview

The Office of Judicial Administration includes more than 200 employees in the following departments:

- Appellate Clerk's Office
- Attorney Disciplinary Commission
- Office of Communication, Education & Outreach
- Fiscal Office
- Indiana Office of Court Services
- Judges & Lawyers Assistance Program
- Judicial Qualifications & Nomination
- Office of Admissions & Continuing Education
- Personnel Management & Operations
- Indiana Supreme Court Services
- Trial & Appellate Court Technology

Among the many projects the Office of Judicial Administration directly oversees are the Senior Judge Program, the Special Judge Program, and evaluating submissions made under Trial Rule 53.1 concerning timely rulings on motions by judges.

Special Judges

Indiana Supreme Court is responsible for selecting a Special Judge to hear a case under Trial Rules 53.1, 53.2, 60.5, 79 and Criminal Rules 13 and 15, when the original judge assigned to the case is unable to hear the case due to a conflict of interest, when a mandate action is filed, or when the judge has been removed from the case for failing to rule in a timely fashion.

Staff assists the Indiana Supreme Court in cases requiring appointment of a special judge. Appointments are necessitated when a local rule does not result in the selection of a special judge, the submission of a case has been withdrawn from the judge under Civil or Criminal procedural rules, or the circumstances of the case warrant an appointment by the Indiana Supreme Court.

In 2018, the Indiana Supreme Court received 45 requests for the appointment of a special judge. The Indiana Supreme Court appointed Special Judges in 38 of the 45 cases and remanded the case to the original judge in four instances. The Court denied the appointment of a special judge in three cases.

Senior Judge Program

Senior judges are retired judges who have been certified by the Judicial Qualifications Commission as meeting the senior judge requirements found in Administrative Rule 5(B)(3). They aid the judiciary by serving as judges and performing other tasks to assist the judiciary in managing caseloads and enabling cases to be processed more efficiently.

In CY 2018, 91 individuals provided services to Trial Courts as senior judges, delivering services equivalent to that of 21 regular judicial officers.

Senior judges provide judicial services at a lower cost than that of a regular judicial officer. Seven senior judges served the Court of Appeals and one served the Tax Court.

2018 Senior Judge Program highlight:

- Two senior judges provided consulting resources to courts handling proceedings involving children.

Trial Court Senior Judges	
Total Number of Trial Court Senior Judges	93
Number of Trial Court Senior Judges Receiving Benefits (Whole or Partial)	81
Total Trial Court Senior Judge Benefits Cost	\$763,097
Days of Service by Senior Judges in Trial Courts	3,811
Per Diem: \$100 X 621.2 days (Senior Judges received \$100 in Per Diem for days 1-30)	\$62,120
Per Diem: \$175 X 1,912.15 days (Senior Judges received \$175 in Per Diem for days 31-74)	\$334,626
Per Diem: \$250 X 1,277.65 days (Senior Judges received \$250 in Per Diem for days 75 up to 100)	\$319,413
Total Per Diem Paid	\$716,159
Total Cost for Trial Court Senior Judges Per Diem and Benefits	\$1,479,256
Court of Appeals and Tax Court Senior Judges	
Total Number of Court of Appeals and Tax Court Senior Judges	8
Number of Court of Appeals and Tax Court Senior Judges Receiving Benefits (Whole or Partial)	8
Total Court of Appeals and Tax Court Senior Judge Benefits Cost	\$63,465
Days of Service by Appellate Court Senior Judges	375.2
Per Diem: \$100 X 74.7 days (Senior Judges received \$100 in Per Diem for days 1-30)	\$7,470
Per Diem: \$175 X 153.2 days (Senior Judges received \$175 in Per Diem for days 31-74)	\$26,810
Per Diem: \$250 X 147.3 days (Senior Judges received \$250 in Per Diem for days 75 up to 100)	\$36,825
Total Per Diem Paid	\$71,105
Total Cost of Court of Appeals and Tax Court Senior Judges Per Diem and Benefits	\$134,570
Senior Judge Time Equivalent to Judicial Officers	22
Additional costs - travel reimbursements	\$90,257
Total cost of Senior Judge Program	\$1,704,082
Ave. cost of Salary and Benefits of Regular Trial Court Judge	\$160,818
*Equivalent cost of 22 full-time Trial Court Judges	\$3,549,414

*Senior Judge Time Equivalent to Judicial Officers multiplied by Average cost of Salary and Benefits of Regular Trial Court Judge (22 x \$160,818)

Additional Information Regarding Senior Judge Service in Trial Courts

	2011	2012	2013	2014	2015	2016	2017	2018
Senior Judge Days Served	4,232	4,066	4,116	3,466	3,990	3,769	4,035	3,811
Hours Per Day	7.5	7.5	7.5	7.5	7.5	7.5	7.5	7.5
Total Hours Served by Senior Judges	31,743	30,497	30,870	25,994	29,924	28,274	30,264	28,583
Weighted Caseload Case-Related Hours Available Per Judicial Officer	1,344	1,344	1,344	1,344	1,344	1,344	1,344	1,295
Senior Judge Time Equivalent to Judicial Officers	24	23	23	19	22	21	23	22
Cost of Senior Judge Performing Work Equivalent to One Regular Judicial Officer	\$64,495	\$64,462	\$60,910	\$57,106	\$60,884	\$58,431	\$63,080	\$71,112
*Minimal Cost of Trial Court Senior Judge Service: Benefits plus 30 days	\$12,952	\$13,949	\$12,665	\$12,199	\$17,121	\$13,218	\$11,678	\$14,671

*Dailey rate for a senior judge (currently \$175) multiplied by (30 days), plus benefits (\$763,097) divided by (81) for a total of \$14,671 for the minimal cost of senior judge service.

Indiana Trial Rules 53.1, 53.2, and Criminal Rule 15

The Chief Administrative Officer is charged with evaluating requests to remove a case from a judge who allegedly has not ruled in a timely manner as provided in Indiana Trial Rules 53.1 and 53.2 and Indiana Criminal Rule 15. Seeking the removal of a judge begins with the filing of a praecipe with the trial court clerk.

The clerk forwards the praecipe and the chronological case summary to the Chief

Administrative Officer for review and determination whether an inappropriate delay of a decision or ruling has occurred.

In CY 2018, the Chief Administrative Officer

- reviewed 134 requests for removal of cases;
- issued 126 notices denying the requested withdrawal; and
- issued eight notices withdrawing the submission in 8 cases in 2018.

Approved Requests for Judge Removal

County	Case Number			Judge	
Bartholomew	03D02	1507	PL-3505	SJ Nardi	53.2
Elkhart	20D02	1312	DR-872	Bowers	53.2
Hancock	30D01	1708	GU-52	Snow	53.1
Henry	33C02	1806	CT-34	Crane	53.1
Henry	33C02	1803	CT-19	Crane	53.1
Howard	34D04	1507	DR-551	SJ Steele	53.1
Monroe	53C08	1601	DR-10	Haughton	53.2
Noble	57D01	812	PL-21	Kirsch	53.1

Appointed Judicial Officers

Appointed judicial officers, which include magistrates, commissioners, referees, and hearing officers, assist the elected judge with the court's caseload. Frequently courts share appointed officers based on case types, caseload, extended absences, etc. Appointed judicial officers are considered "regularly assigned" judicial officers and are included when IOCS compiles the Weighted Caseload Report. The following describes each type of appointed officer.

MAGISTRATES – Magistrates are full-time employees who serve in one or more courts. A magistrate is an attorney appointed by the county judges but paid by the state. A magistrate has most of the powers of a judge; however, they cannot issue judicial mandates.

Juvenile court magistrates may be appointed in judicial circuits with a population of at least 50,000. A juvenile court magistrate is paid partially by the state and partially by the county.

COMMISSIONERS/MASTER

COMMISSIONERS – All counties with a voting population over 7,000 may appoint a probate commissioner.

- Indiana Code 33-33-2-13, 33-33-2-14 – Allen County
- Indiana Code 33-33-5-4 – Blackford County
- Indiana Code 33-33-15-4 – Dearborn County
- Indiana Code 33-33-18-7 – Delaware County

- Indiana Code 33-33-45-9, 33-33-45-12 – Lake County
- Indiana Code 33-33-49-12, 33-33-49-15, 33-33-49-16 – Marion County
- Indiana Code 33-33-59-4 – Orange County
- Indiana Code 33-33-64-7 – Porter County
- Indiana Code 33-33-71-12 – Saint Joseph County
- Indiana Code 33-33-79-10 – Tippecanoe County
- Indiana Code 33-33-82-13 – Vanderburgh County
- Indiana Code 33-33-84-8, 33-33-84-9 – Vigo County
- Indiana Code 33-33-89.3-6 – Wayne County

Commissioners generally have the same jurisdiction as magistrates but are paid by the county. The presiding judge must countersign all final appealable orders.

REFEREES – A referee is appointed by a circuit or superior court judge, serves at the pleasure of the judge, and performs the duties assigned by the judge. Referees are appointed to serve in various courts including special courts such as domestic relations courts (Indiana Code 31-12-1-9), certain juvenile courts (Indiana Code 31-31-3-6) and small claims divisions of superior and circuit courts (Indiana Code 33-29-3-3). Based on assignments, the referee will make ruling recommendations to the presiding judge but does not enter rulings independently. Some small claims referees are paid by the state, but most referees are paid by the county.

DEPARTMENT REPORTS

Fiscal Office

The Fiscal Office within the Office of Judicial Administration serves the Indiana Supreme Court and its agencies in all financial, accounting, and budgeting matters. This includes budget creation and monitoring, accounts payable, processing of invoices, accounts receivable, the collection of funds, grant management, monthly financial reporting, and assisting with financial questions from the judiciary and other state partners.

During the 2018 fiscal year, the Fiscal Office successfully reengineered the internal accounts payable process to go paperless, saving administrative time and effort, as well as reducing the need for physical storage space. In addition, the biennium budget process for fiscal years 2020 and 2021 were presented before the State Budget Committee.

SFY 2018 fiscal highlights include:

- 8,804 invoices processed
- 1,596 deposits made
- \$8.5 million in grants distributed
- Underspending of over \$1.8 million was returned to general the fund

Trial and Appellate Court Technology

Trial Court Technology

Trial Court Technology provides software applications and support to more than 35,000 individuals in courts, clerks' offices, probation departments, and law enforcement agencies in all 92 counties.

One of the most important initiatives undertaken by the Indiana Supreme Court is to equip every court with a 21st century case management system. Following a competitive procurement process, Tyler Technologies' Odyssey case management system was selected in 2007. The first nine courts began using Odyssey in December of that same year. Eleven years later, Odyssey has been deployed to 316 courts in 70 counties resulting in 80 percent of all new cases being filed in Odyssey. Many of these courts use functionality in Odyssey that allows courts to go paperless.

In late 2016, Trial Court Technology developed a new application called the Supervised Release System (SRS), which is a case management system designed for community supervision agencies, including probation departments, community corrections agencies, problem-solving courts, and pretrial services agencies. This web-based system connects to other internal systems including Odyssey, Risk Assessments, Presentence Investigation Reports, and Abstracts of Judgments. Since inception and through the end of 2018, SRS was deployed to 32 different agencies

Trial Court Technology and the Indiana Department of Corrections have partnered to deploy SRS to all community correction agencies throughout Indiana by the end of 2020.

Beginning in May 2017, Trial Court Technology made certain court orders and documents available on MyCase, the public access site for Odyssey records. Since then, over 2.7 million documents were downloaded

by the public. Enhanced access for attorneys was implemented in June 2017, allowing attorneys additional access to case information using their Court's Portal credentials. At the end of CY2018, over 7,700 attorneys successfully logged in over 1 million times and over 4.4 million documents were downloaded by attorneys.

CY 2018 Trial Court Technology Highlights include:

- Parenting Time Calendar released to the public
- 40 counties participated in sending over 337,000 text reminders in criminal cases for upcoming hearings
- 170,876 adult and juvenile risk assessments completed in the Indiana Risk Assessment System and Indiana Youth Assessment System application
- 6,195 mental health evaluations completed using the MAYSI-2 tool in the Indiana Court Information Technology Extranet (INcite)
- Abstracts for 68,755 felony convictions completed by the courts
- 274,000 traffic tickets electronically filed in Odyssey
- 59,095 criminal cases initiated through the Criminal e-File interface
- 64,720 people paid traffic tickets online
- 63 counties using the Guardianship Registry
- Over 83,000 protection orders created in the Protection Order Registry and sent electronically to the Indiana State Police
- Tax intercept initiative generated over \$1.15 million in delinquent fines and costs on behalf of 37 courts
- 12,836 mental health adjudications sent electronically from the courts to National Instant Criminal Background Check System (NICS)

Electronic Case Filing

E-filing began in earnest in July of 2015. By the end of 2018, the trial courts in all but seven counties were e-filing. The counties not participating were delayed until after the transition to the statewide Odyssey case management system. In addition to the free e-filing service provider (ESFP) offered by the Indiana Supreme Court, eleven other providers serve over 32,500 registered users. Approximately 500,000 documents are e-filed each month through the Indiana E-Filing System.

Appellate Court Technology

Appellate Court Technology staff provides computer, network, and related infrastructure services to more than 250 staff in the Indiana Supreme Court, Court of Appeals, Tax Court, and the administrative agencies of the Office of Judicial Administration. Appellate Court Technology supports desktop applications and enterprise applications including appellate e-filing and case management; roll of attorneys; and education tracking for judges, attorneys, and mediators.

Attorneys and parties e-filed 44,498 documents in the appellate courts in 2018, representing 1,241,336 pages of paper. The appellate courts issued over 2,083 opinions and 9,534 orders in 2018 via email through the appellate e-notice system.

Attorneys, judges, and mediators can use the Indiana Supreme Courts Portal to manage their records with the Roll of Attorneys and the Office of Admissions and Continuing Education. In 2018, attorneys submitted 2,478 requests for course accreditation and reported 19,327 CLE credit hours of course attendance through the portal.

Indiana Office of Court Services

Established in 2016 as part of the Supreme Court's administration reorganization, Indiana Office of Court Services (IOCS) was created to carry out the combined duties, functions and powers of the Indiana Judicial Center, the Division of State Court Administration, and Interstate Compact-related duties under Indiana Code § 11-13-4.5 *et seq.*

IOCS is divided into four divisions:

- Judicial Branch Education
- Justice Services
- Legal Support and Statistics
- Programming and Projects

Judicial Branch Education

Professional development through continuing education remains a priority for IOCS. CY 2018 saw the Division delivering over 1,600 hours of continuing education to Indiana's judicial branch personnel and justice system stakeholders. IOCS sponsored training on 263 days with cumulative attendance numbers of 8,890 people. The Statewide Opioid Summit: A Medication-Assisted Treatment and Addictions Primer for Justice Professionals in July 2018 was one of the most significant training events in 2018. Collaborating with the Indiana Supreme Court, Indiana Family and Social Services Administration, Indiana University Addictions Grand Challenge, and the Association of Indiana Counties, the Division facilitated a one-day program bringing together teams from all 92 counties and nearly 1,000 people to learn about Indiana's opioid and other substance use disorder epidemic, medication-assisted

treatment, and collaboration on community efforts to address the epidemic.

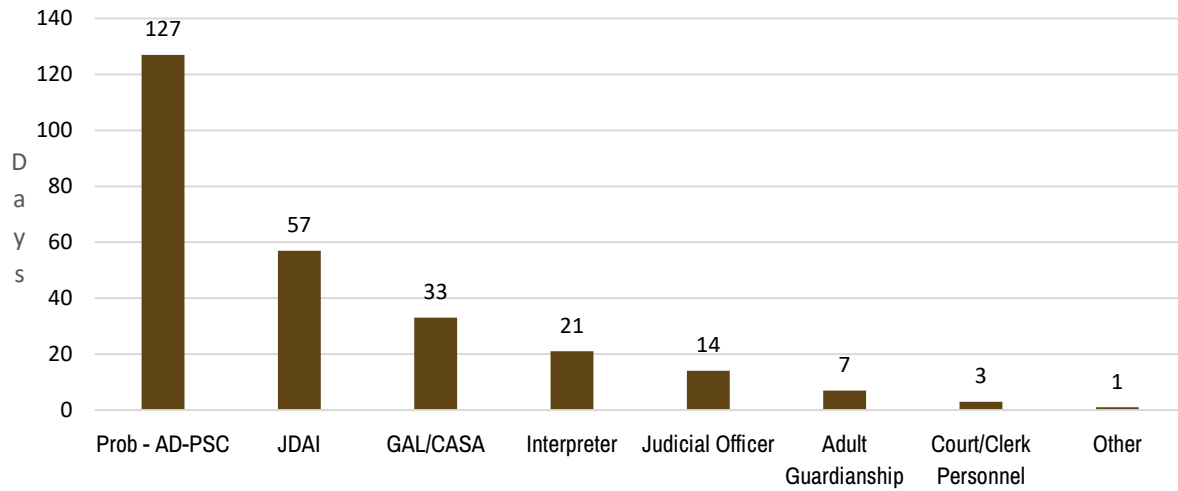
The IOCS training audience comprises a diverse group of justice system stakeholders.

Attendees include:

- Probation and community supervision officers, alcohol and drug court program (A&D) and Problem-Solving court (PSC) directors, coordinators, and staff
- Juvenile justice and non-system stakeholders associated with Indiana's Juvenile Detention Alternative Initiative
- Judicial officers
- Court interpreters
- *Guardian Ad Litem*/Court-Appointed Special Advocate (GAL/CASA) program directors, staff and volunteers
- Adult guardianship program directors, staff and volunteers
- Stakeholders associated with the Court Improvement Project and Family Court Project
- Trial court and clerk personnel

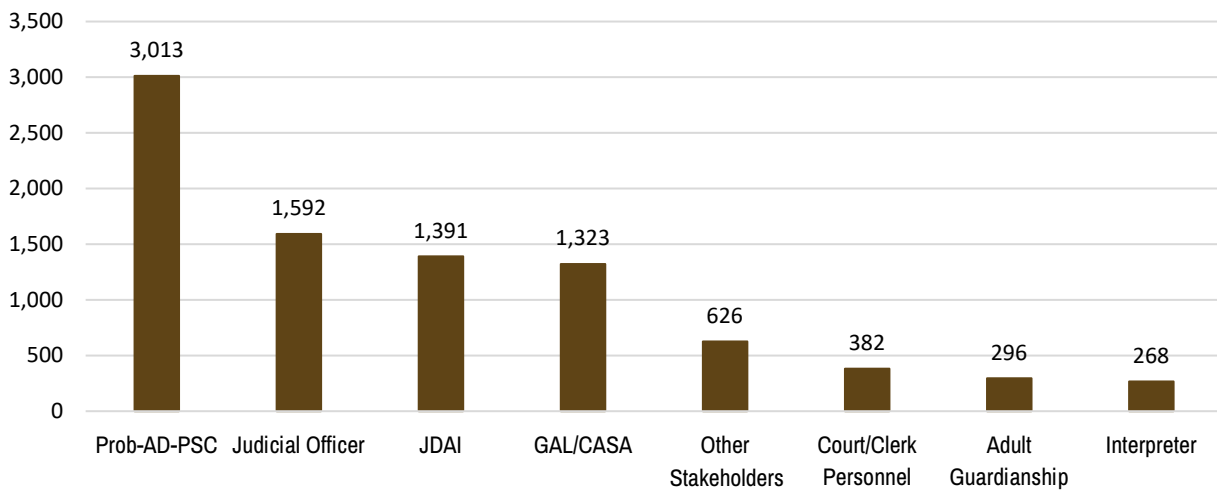
Blending in-person education with distance education is a priority. IOCS launched the Indiana Court's Education Network, which is an online learning management software platform delivering distance education to judicial branch personnel. IOCS deployed court security modules and an active shooter module to judicial officers in November 2018. Learning modules for court interpreters, GAL/CASA, probation officers, problem-solving court staff, and court alcohol and drug program staff members are in the deployment pipeline.

2018 Judicial Branch Training



Cumulative attendance figures show a total attendance of over 8,800 justice system professionals factoring in all IOCS training programs. The chart below shows cumulative attendance in each training category.

2018 Training Attendance



Justice Services

The Justice Services Division assists trial courts in developing and implementing legal and evidence-based sentencing, dispositional and supervision strategies administered through courts, probation departments, community corrections agencies, court administered alcohol and drug programs, and problem-solving courts. Below are highlights of some of the projects Justice Services oversees:

Grants and Scholarships

IOCS awarded the following in Justice Services related grants and scholarships:

- Pretrial Pilot Project grants: \$846,500
- Problem-Solving Court grants: \$449,024
- Veterans Court grants: \$1,133,570
- A&D Program grants: \$7,498
- A&D Program training scholarships: \$6,384

Professional Certifications

IOCS issued 137 court-appointed probation officer certificates and 40 court substance abuse management specialist (CSAMS) certificates in 2018.

Program Certifications

IOCS conducted certification reviews of 16 adult drug courts, 8 veterans courts, 7 family recovery courts, 2 adult mental health courts, 2 adult reentry courts and 1 adult problem-solving court.

The division also conducted 10 court administered alcohol and drug program certification reviews.

Juvenile Detention Alternatives Initiative (JDAI)

IOCS provided training and support to the 32 JDAI counties, home to approximately 70 percent of Indiana's youth ages 10-17.

Comparing the 2018 JDAI site data to each site's data the year prior to joining the initiative, the sites reported:

- 63 percent decrease in admissions to secure detention – 61 percent decrease for youth of color (YOC)
- 33 percent increase in average length of stay – 48 percent increase for YOC
- 51 percent decrease in average daily population – 46 percent decrease for YOC
- 60 percent decrease in commitments to IDOC – 57 percent decrease for YOC
- 50 percent decrease in felony petitions filed

Interstate Compact for Adult and Juvenile Offenders

Interstate Commission for Adult Offender Supervision (ICAOS)

Developed in 1937 and designed to regulate the movement of probationers and parolees across state lines, the Interstate Commission for Adult Offender Supervision (ICAOS) is enacted in all 50 states and three U.S. territories (District of Columbia, U.S. Virgin Islands, and Puerto Rico). Revised in 2002 (adopted by Indiana in 2003), the compact provides states the authority, accountability, and resources to track the supervision of offenders who move across state lines, thereby enhancing public safety and offender accountability.

The Interstate Commission for Adult Offender Supervision guides the transfer of offenders in a manner that promotes effective supervision strategies consistent with public

safety, offender accountability, and victims' rights.

Interstate Commission for Juveniles (ICJ)

The Interstate Commission for Juveniles, the governing body of the Interstate Compact for Juveniles, through means of joint and cooperative action among the compacting states, preserves child welfare and promotes public safety interests of citizens, including victims of juvenile offenders by providing enhanced accountability, enforcement, visibility, and communication in the return of juveniles who have left their state of residence without permission and in the cooperative supervision of delinquent juveniles who travel or relocate across state lines.

Staff attended, assisted and/or conducted:

- Attended the 2018 Annual Business Meetings for Interstate Commission for Adult Supervision (ICAOS) and Interstate Commission for Juveniles (ICJ)
- Participated in rules training via WebEx for both ICAOS and ICJ
- Coordinated local compact staff training via WebEx for ICAOS and ICJ
- Attended Quarterly Midwest Region Deputy Compact Administrator Meetings
- Presented on adult and juvenile compact requirements at the IOCS Justice Services Conference

Legal Support and Statistics

Legal Support & Statistics provides legal research to judicial officers, circuit clerks, court and clerk staff, probation officers, Court Technology, and other court agencies.

In addition, this division

- publishes bench books/guides;

- provides staff support for Judicial Conference committees;
- provides concise weekly reports to judicial officers of decisions from the Indiana Supreme Court, Indiana Court of Appeals, 7th Circuit, and the Supreme Court of the United States;
- monitors the Indiana General Assembly and provides weekly updates to judicial officers during the legislative session;
- reviews county and district caseload allocation plans;
- processes requests for bulk or compiled court records;
- gathers quarterly and annual statistics on trial court and probation officer caseloads, court revenue assessed, and expenditures made for trial courts and probation offices; and
- assists local counties with publication of local rules and all amendments to them.

Data Collection and Statistical Reports Publication

IOCS is required by Indiana Code 33-24-6-3 and Indiana Administrative Rules 1 and 2 to collect caseload and fiscal data from all Indiana courts and probation departments. Once the information is compiled, IOCS publishes this information on the Indiana Supreme Court Website at courts.in.gov. This information is used by the Indiana Supreme Court and the Indiana General Assembly for policy-making decisions. Local courts also use this information as a resource for management and budgeting choices. IOCS maintains a website that allows the public and media to see current and historical case filings, court revenue, and court expenditures at the state level, county level, and even for individual courts. The website also has the ability to display and print information in a graphic format. This site is available at public.courts.in.gov/icor.

Courts and probation departments submit their data electronically through INcite using the Indiana Courts Online Reporting application (ICOR)

Weighted Caseload Measures

A Weighted Caseload (WCL) Measure system provides a basis for relative comparison between the different case types and allows courts and court policy makers to determine the resources necessary to handle the courts' caseloads. Indiana Administrative Rule 1 requires courts of record to develop and implement caseload allocation plans to ensure an even distribution of judicial workload among the courts in the county.

Indiana's trial courts use a WCL measurement system as a uniform, statewide method for comparing trial court caseloads. Based on time studies and actual case file reviews, the WCL system ascribes relative "weights", measured in minutes, to each new case filed in Indiana's trial courts of record. Through Indiana Administrative Rule 8, the Indiana Supreme Court defined 42 different case types that are used to designate new filings.

Periodically, Indiana performs a time study to determine if the weight (i.e. time) assigned to each case type is still an accurate representation of the average amount of judicial time spent processing that case type (in and out of the court room). In 2016, the Judicial Administration Committee published the results of the most recent study, called the Indiana Caseload Assessment Plan to Utilize Resources Efficiently (CAPTURE). CAPTURE, conducted by the National Center for State Courts (NCSC), reviewed all 42 case types and was the first review that included a thirty-day time study in which all trial court judicial officers (judges, magistrates, commissioners, and referees) in all 92 counties participated.

The WCL system is used to evaluate new filings only. It allows courts to forecast the judicial resources that would be necessary to process the cases being filed in a particular court or county. It does not necessarily indicate how hard a particular court is working but indicates the size of the judicial "inventory" of cases that a court must resolve. Each April, IOCS publishes a Weighted Caseload Report for the previous calendar year on the Indiana Courts website.

Because the WCL system is based on statewide averages, it is important to keep in mind that it encompasses cases that are dismissed before any action is ever taken by a court, cases that are settled, cases that are reopened many times, and cases that may take weeks to try. It is also important to remember that averages cannot reflect specific local differences that may affect a particular county or court.

Weighted Caseload Summary

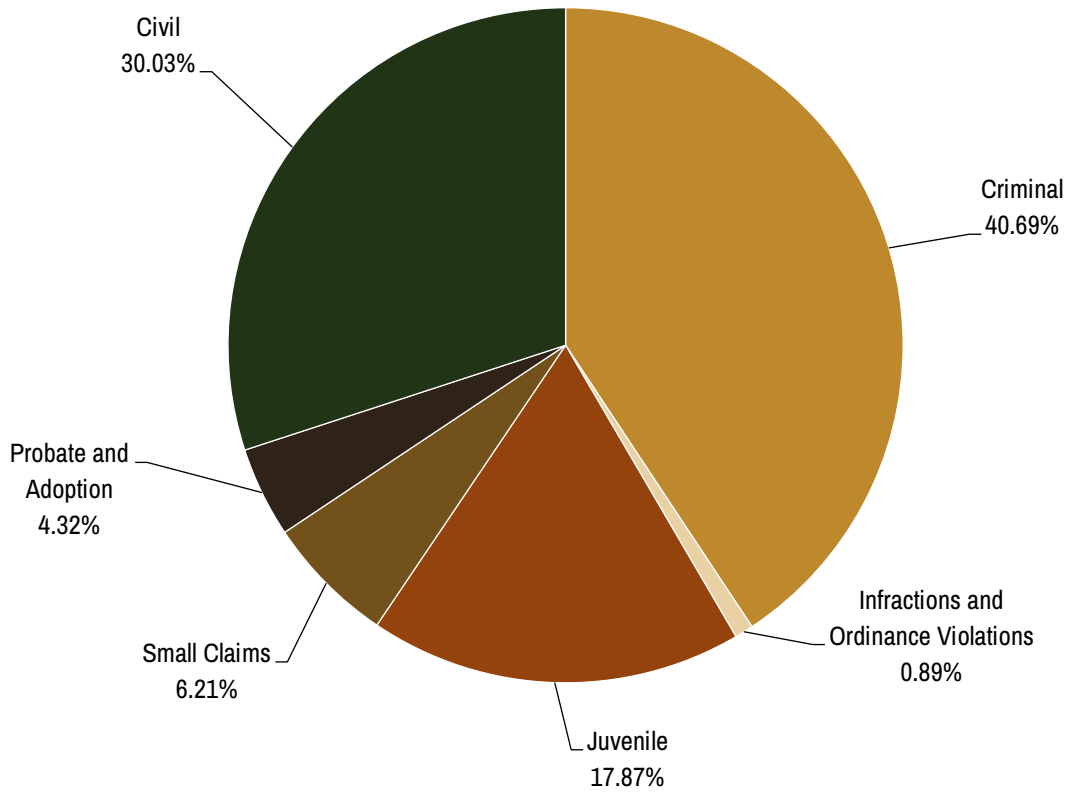
The following charts and tables reveal the importance of the weighted caseload measures, which reflect the judicial resources consumed by each category. Despite the 292,689 infractions, 21,884 ordinance violations, and 146,983 small claims cases filed, these case categories consume relatively little judicial resources. In contrast, the smaller number of 240,599 civil and 291,207 criminal cases consume roughly 70 percent of total judicial resources in courts of record. Criminal cases represent 23 percent of all case filings and consume 40 percent of judicial resources.

To assist policy makers in accurately assessing need for additional judicial officers, IOCS prepares a report on the relative severity of judicial resources needed. The WCL system provides a tool for assessing the

need for additional judges based on the number of cases being filed in each county. The “relative severity of need” concept provides a comparison of the need for new judges in each county. The accompanying chart shows a comparison on the “need” (how many judicial officers are needed) and the “have” (how many judicial officers exist) for the state of Indiana for a four-year period.

In 2018, the trial courts had a “need” of 499 judicial officers but had only 475 judicial officers to serve that need. The utilization figures reflect the relationship between the number of available judicial officers and the number needed to handle the new cases. A state utilization of 1.05 means that, on average, each judicial officer is handling new caseloads appropriate for 1.05 judges.

Allocation of Judicial Resources



Weighting Factors

The following chart contains the weighting factors (minutes) by case category from each of the study years:

	Abbreviation	Minutes Assigned			
		1996	2002	2009	2016
Capital Murder	LP DP	155	2,649	2,649	2,649
Murder	MR	155	452	1,209	1,038
A Felony	FA	155	420	359	359
B Felony	FB	155	260	218	218
C Felony	FC	155	210	211	211
D Felony	FD	75	75	125	125
Level 1 Felony	F1	**	**	**	679
Level 2 Felony	F2	**	**	**	269
Level 3 Felony	F3	**	**	**	232
Level 4 Felony	F4	**	**	**	195
Level 5 Felony	F5	**	**	**	149
Level 6 Felony	F6	**	**	**	92
Criminal Misdemeanor	CM	40	40	40	39
Post-Conviction Relief	PC	0	0	345	351
Miscellaneous Criminal	MC	18	18	18	17
Infractions	IF	3	2	2	1
Ordinance Violations	OV	3	2	2	2
Problem Solving Court Referral	*	0	0	172	423
Juvenile CHINS	JC	112	111	209	176
Juvenile Delinquency	JD	62	60	60	91
Juvenile Status	JS	38	58	58	17
Juvenile Paternity	JP	106	82	82	146
Juvenile Miscellaneous	JM	12	12	12	8
Juvenile Termination of Parental Rights	JT	141	194	475	124
Juvenile Protection Order	JQ	-	-	-	-
Civil Plenary	PL OP	106	121	121	121
Mortgage Foreclosures	MF	121	23	23	24
Civil Collections	CC	121	26	26	16
Civil Tort	CT	118	118	118	148
Small Claims	SC	13	13	13	12
Domestic Relations	DR	139	185	185	-
Domestic Relations with Children	DC	***	***	***	259
Domestic Relations No Children	DN	***	***	***	39
Reciprocal Support	RS	31	31	31	37
Mental Health	MH	37	37	37	21
Adoption	AD	53	53	53	49
Estate	ES, EU, EM	85	85	85	***
Estate Supervised	ES	***	***	***	50
Estate Unsupervised	EU	***	***	***	44
Estate Miscellaneous	EM	***	***	***	9
Guardianship	GU	93	93	93	93
Trusts	TR	40	40	40	126
Protective Orders	PO	34	37	37	28
Civil Miscellaneous	MI	87	87	87	32
Tax Sale	TS	***	***	***	128
Tax Petition	TP	***	***	***	21

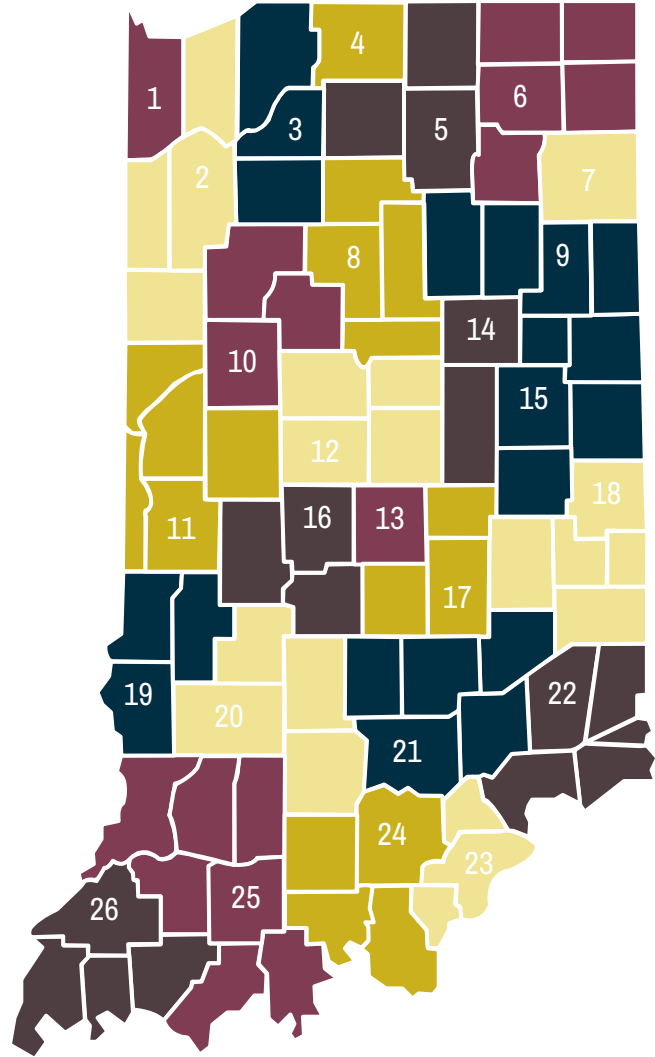
* A case type name and abbreviation were not given to Problem-Solving court referrals. The number of Problem-Solving court referrals is provided by each court in Part V, Line 7, of the Quarterly Case Status Report (QCSR).

** Indiana's Level System was created under HEA 1006 and didn't go into effect until 7/1/14.

***Case type was created, and minutes were determined, as part of the 2016 CAPTURE study.

Weighted Caseloads by District

District	Need	Have	Utilization
1	30.83	34.40	.90
2	14.32	14.90	.96
3	11.17	12.00	.93
4	18.98	20.03	.95
5	23.39	17.91	1.31
6	13.14	13.01	1.01
7	29.40	23.01	1.28
8	16.01	13.60	1.18
9	8.63	8.40	1.03
10	15.09	13.48	1.12
11	7.78	7.40	1.05
12	20.31	17.22	1.18
13	88.68	90.77	.98
14	16.93	15.06	1.12
15	15.90	16.60	.96
16	12.68	12.79	.99
17	16.02	14.82	1.08
18	10.39	12.30	.84
19	16.20	13.76	1.18
20	16.61	19.30	.86
21	15.55	14.33	1.08
22	9.65	9.00	1.07
23	19.10	15.02	1.27
24	7.01	7.60	.92
25	15.13	12.80	1.18
26	28.95	23.00	1.26



2018 Weighted Caseload Measures

Weighted Caseload Measures			2018			2017			2016		
County	Code	Court Name	Need	Have	Util	Need	Have	Util	Need	Have	Util
Adams	01C01	Circuit Court	1.12	1.00	1.12	1.05	1.00	1.05	0.96	1.00	0.96
	01D01	Superior Court	0.84	1.00	0.84	0.91	1.00	0.91	0.95	1.00	0.95
	County Totals		1.96	2.00	0.98	1.96	2.00	0.98	1.91	2.00	0.95
Allen	02C01	Circuit Court	3.25	3.00	1.08	3.61	3.00	1.20	4.10	3.00	1.37
	02D01	Superior Court 1	1.96	2.00	0.98	2.01	2.00	1.01	2.12	2.00	1.06
	02D02	Superior Court 2	2.18	2.00	1.09	2.13	2.00	1.06	2.10	2.00	1.05
	02D03	Superior Court 3	2.24	2.00	1.12	2.19	2.00	1.09	2.08	2.00	1.04
	02D04	Superior Court 4	2.70	2.00	1.35	2.48	2.00	1.24	2.36	2.00	1.18
	02D05	Superior Court 5	3.57	2.00	1.79	3.34	2.00	1.67	2.96	2.00	1.48
	02D06	Superior Court 6	3.21	2.00	1.60	2.86	2.00	1.43	2.79	2.00	1.39
	02D07	Superior Court 7	3.72	3.00	1.24	3.75	3.00	1.25	4.47	3.00	1.49
	02D08	Superior Court 8	4.23	3.00	1.41	3.94	3.00	1.31	3.60	3.00	1.20
	02D09	Superior Court 9	2.33	2.00	1.17	2.28	2.00	1.14	2.09	2.00	1.04
County Totals		29.41	23.01	1.28	28.59	23.01	1.24	28.68	23.01	1.25	
Bartholomew	03C01	Circuit Court	1.67	1.81	0.92	1.71	2.01	0.85	2.05	2.00	1.02
	03D01	Superior Court 1	1.39	1.07	1.30	1.41	1.07	1.33	1.56	1.07	1.47
	03D02	Superior Court 2	2.38	2.05	1.16	2.24	2.05	1.09	2.79	2.05	1.36
	County Totals		5.44	4.93	1.10	5.36	5.13	1.05	6.40	5.12	1.25
Benton	04C01	Circuit Court	0.52	1.00	0.52	0.50	1.00	0.50	0.57	1.00	0.57
	County Totals		0.52	1.00	0.52	0.50	1.00	0.50	0.57	1.00	0.57
Blackford	05C01	Circuit Court	0.43	1.00	0.43	0.48	1.00	0.48	0.44	1.00	0.44
	05D01	Superior Court	0.45	1.00	0.45	0.34	1.00	0.34	0.35	1.00	0.35
	County Totals		0.87	2.00	0.44	0.82	2.00	0.41	0.79	2.00	0.40
Boone	06C01	Circuit Court	1.77	2.00	0.89	2.31	2.00	1.15	2.48	2.00	1.24
	06D01	Superior Court 1	1.26	1.00	1.26	1.14	1.00	1.14	1.06	1.00	1.06
	06D02	Superior Court 2	1.11	1.22	0.91	1.25	1.22	1.02	1.00	1.22	0.82
	County Totals		4.14	4.22	0.98	4.69	4.22	1.11	4.54	4.22	1.08
Brown	07C01	Circuit Court	0.99	2.00	0.50	1.14	2.00	0.57	1.03	2.00	0.52
	County Totals		0.99	2.00	0.50	1.14	2.00	0.57	1.03	2.00	0.52
Carroll	08C01	Circuit Court	0.66	1.00	0.66	0.56	1.00	0.56	0.64	1.00	0.64
	08D01	Superior Court	0.72	1.00	0.72	0.62	1.00	0.62	0.58	1.00	0.58
	County Totals		1.38	2.00	0.69	1.18	2.00	0.59	1.22	2.00	0.61
Cass	09C01	Circuit Court	0.95	1.00	0.95	1.21	1.00	1.21	1.08	1.00	1.08
	09D01	Superior Court 1	1.07	1.00	1.07	1.01	1.00	1.01	0.81	1.00	0.81
	09D02	Superior Court 2	1.27	1.00	1.27	1.25	1.00	1.25	1.13	1.00	1.13
	County Totals		3.29	3.00	1.10	3.48	3.00	1.16	3.01	3.00	1.00
Clark	10C01	Circuit Court 1	2.77	2.00	1.39	2.32	2.00	1.16	2.12	1.50	1.42
	10C02	Circuit Court 2	2.30	2.00	1.15	2.93	2.00	1.47	3.02	2.50	1.21
	10C03	Circuit Court 3	3.02	2.00	1.51	3.39	2.00	1.69	3.35	1.50	2.23
	10C04	Circuit Court 4	2.34	2.00	1.17	2.43	2.00	1.21	2.57	1.50	1.72
	County Totals		10.43	8.00	1.30	11.06	8.00	1.38	11.07	7.00	1.58
Clay	11C01	Circuit Court	1.39	1.00	1.39	1.17	1.00	1.17	1.08	1.00	1.08
	11D01	Superior Court	0.80	1.00	0.80	0.90	1.00	0.90	0.86	1.00	0.86

Weighted Caseload Measures			2018			2017			2016		
County	Code	Court Name	Need	Have	Util	Need	Have	Util	Need	Have	Util
	County Totals		2.19	2.00	1.09	2.07	2.00	1.04	1.94	2.00	0.97
Clinton	12C01	Circuit Court	1.35	1.00	1.35	1.53	1.00	1.53	1.44	1.00	1.44
	12D01	Superior Court	1.19	1.00	1.19	1.03	1.00	1.03	0.91	1.00	0.91
	County Totals		2.53	2.00	1.27	2.57	2.00	1.28	2.35	2.00	1.18
Crawford	13C01	Circuit Court	0.81	1.20	0.68	1.03	1.20	0.85	1.07	1.20	0.89
	County Totals		0.81	1.20	0.68	1.03	1.20	0.85	1.07	1.20	0.89
Daviss	14C01	Circuit Court	1.17	1.30	0.90	1.04	1.30	0.80	1.24	1.30	0.95
	14D01	Superior Court	1.41	1.00	1.41	1.36	1.00	1.36	1.25	1.00	1.25
	County Totals		2.58	2.30	1.12	2.40	2.30	1.04	2.49	2.30	1.08
Dearborn	15C01	Circuit Court	1.47	1.50	0.98	1.70	1.50	1.13	1.62	1.50	1.08
	15D01	Superior Court 1	1.19	1.00	1.19	1.04	1.00	1.04	0.95	1.00	0.95
	15D02	Superior Court 2	1.02	1.00	1.02	1.01	1.00	1.01	0.99	1.00	0.99
	County Totals		3.68	3.50	1.05	3.75	3.50	1.07	3.56	3.50	1.02
Decatur	16C01	Circuit Court	1.47	1.00	1.47	1.65	1.00	1.65	1.59	1.00	1.59
	16D01	Superior Court	1.51	1.00	1.51	1.25	1.00	1.25	0.95	1.00	0.95
	County Totals		2.98	2.00	1.49	2.91	2.00	1.45	2.54	2.00	1.27
DeKalb	17C01	Circuit Court	0.85	1.00	0.85	1.05	1.00	1.05	1.30	1.00	1.30
	17D01	Superior Court 1	1.41	1.00	1.41	1.38	1.00	1.38	1.11	1.00	1.11
	17D02	Superior Court 2	0.84	1.00	0.84	0.92	1.00	0.92	1.02	1.00	1.02
	County Totals		3.10	3.00	1.03	3.36	3.00	1.12	3.43	3.00	1.14
Delaware	18C01	Circuit Court 1	1.24	1.12	1.10	1.25	1.12	1.11	1.19	1.12	1.06
	18C02	Circuit Court 2	2.70	2.52	1.07	2.68	2.52	1.06	2.49	2.52	0.99
	18C03	Circuit Court 3	1.24	1.12	1.11	1.20	1.12	1.07	1.22	1.12	1.09
	18C04	Circuit Court 4	1.58	1.00	1.58	1.27	1.00	1.27	1.19	1.00	1.19
	18C05	Circuit Court 5	1.12	1.24	0.91	1.20	1.24	0.97	1.20	1.24	0.96
	County Totals		7.89	7.00	1.13	7.60	7.00	1.09	7.28	7.00	1.04
Dubois	19C01	Circuit Court	1.77	1.00	1.77	1.69	1.00	1.69	1.71	1.00	1.71
	19D01	Superior Court	1.16	1.00	1.16	1.13	1.00	1.13	1.02	1.00	1.02
	County Totals		2.93	2.00	1.46	2.82	2.00	1.41	2.74	2.00	1.37
Elkhart	20C01	Circuit Court	2.63	2.00	1.31	3.07	2.00	1.53	2.75	2.00	1.38
	20D01	Superior Court 1	2.34	2.20	1.06	2.20	2.40	0.92	2.41	2.00	1.20
	20D02	Superior Court 2	1.44	1.20	1.20	1.34	1.20	1.11	1.58	1.20	1.32
	20D03	Superior Court 3	1.27	1.01	1.26	1.05	1.08	0.97	1.14	1.08	1.06
	20D04	Superior Court 4	1.59	1.02	1.56	1.50	1.02	1.47	1.30	1.02	1.27
	20D05	Superior Court 5	1.91	1.43	1.34	1.84	1.43	1.29	1.67	1.43	1.17
	20D06	Superior Court 6	2.89	2.05	1.41	3.00	2.05	1.46	2.86	2.05	1.39
	County Totals		14.07	10.91	1.29	13.99	11.18	1.25	13.70	10.78	1.27
Fayette	21C01	Circuit Court	1.19	1.00	1.19	1.19	1.00	1.19	1.13	1.00	1.13
	21D01	Superior Court	1.14	1.00	1.14	1.16	1.00	1.16	1.08	1.00	1.08
	County Totals		2.33	2.00	1.16	2.35	2.00	1.18	2.21	2.00	1.11
Floyd	22C01	Circuit Court	1.68	1.40	1.20	2.03	1.40	1.45	2.02	1.40	1.44
	22D01	Superior Court 1	1.77	1.10	1.61	1.54	1.10	1.40	1.11	1.10	1.01
	22D02	Superior Court 2	1.33	1.20	1.11	1.57	1.20	1.30	1.70	1.20	1.42
	22D03	Superior Court 3	1.09	1.20	0.91	1.29	1.20	1.08	1.21	1.20	1.01

Weighted Caseload Measures			2018			2017			2016		
County	Code	Court Name	Need	Have	Util	Need	Have	Util	Need	Have	Util
	County Totals		5.88	4.90	1.20	6.42	4.90	1.31	6.04	4.90	1.23
Fountain	23C01	Circuit Court	1.48	1.40	1.06	1.23	1.40	0.88	1.13	1.40	0.81
	County Totals		1.48	1.40	1.06	1.23	1.40	0.88	1.13	1.40	0.81
Franklin	24C01	Circuit Court 1	0.56	1.00	0.56	0.55	1.00	0.55	0.54	1.00	0.54
	24C02	Circuit Court 2	0.58	1.00	0.58	0.62	1.00	0.62	0.67	1.00	0.67
	County Totals		1.14	2.00	0.57	1.18	2.00	0.59	1.21	2.00	0.61
Fulton	25C01	Circuit Court	1.08	1.00	1.08	0.95	1.00	0.95	1.15	1.00	1.15
	25D01	Superior Court	0.80	1.00	0.80	0.74	1.00	0.74	0.62	1.00	0.62
	County Totals		1.87	2.00	0.94	1.69	2.00	0.85	1.78	2.00	0.89
Gibson	26C01	Circuit Court	1.60	1.00	1.60	1.44	1.00	1.44	1.38	1.00	1.38
	26D01	Superior Court	1.21	1.00	1.21	1.04	1.00	1.04	1.37	1.00	1.37
	County Totals		2.81	2.00	1.41	2.48	2.00	1.24	2.75	2.00	1.38
Grant	27C01	Circuit Court	1.35	1.10	1.23	1.54	1.10	1.40	0.98	1.10	0.89
	27D01	Superior Court 1	1.01	1.10	0.92	1.01	1.10	0.92	1.24	1.10	1.12
	27D02	Superior Court 2	1.82	1.80	1.01	2.09	1.80	1.16	2.11	1.80	1.17
	27D03	Superior Court 3	1.20	1.00	1.20	1.01	1.00	1.01	0.83	1.00	0.83
	County Totals		5.38	5.00	1.08	5.65	5.00	1.13	5.15	5.00	1.03
Greene	28C01	Circuit Court	1.10	1.50	0.73	1.08	1.50	0.72	1.17	1.50	0.78
	28D01	Superior Court	1.18	1.50	0.78	1.05	1.50	0.70	1.21	1.50	0.81
	County Totals		2.27	3.00	0.76	2.13	3.00	0.71	2.38	3.00	0.79
Hamilton	29C01	Circuit Court	1.81	1.51	1.20	1.92	1.51	1.27	1.96	1.51	1.30
	29D01	Superior Court 1	2.51	1.82	1.38	2.47	1.82	1.36	2.31	1.82	1.27
	29D02	Superior Court 2	1.23	1.21	1.02	1.39	1.21	1.15	1.54	1.21	1.27
	29D03	Superior Court 3	1.99	1.45	1.37	2.10	1.45	1.45	2.02	1.45	1.40
	29D04	Superior Court 4	1.69	1.39	1.21	1.59	1.39	1.15	1.74	1.39	1.25
	29D05	Superior Court 5	2.26	1.38	1.64	1.65	1.38	1.20	1.66	1.38	1.20
	29D06	Superior Court 6	1.20	1.24	0.97	1.30	1.24	1.05	1.52	1.24	1.23
	County Totals		12.69	10.00	1.27	12.43	10.00	1.24	12.77	10.00	1.28
Hancock	30C01	Circuit Court	1.41	1.30	1.09	1.64	1.00	1.64	1.80	1.30	1.39
	30D01	Superior Court 1	1.38	1.32	1.05	1.48	1.32	1.12	1.71	1.32	1.29
	30D02	Superior Court 2	1.78	1.30	1.37	1.43	1.30	1.10	0.98	1.30	0.76
	County Totals		4.58	3.92	1.17	4.55	3.62	1.26	4.49	3.92	1.15
Harrison	31C01	Circuit Court	1.07	1.40	0.77	1.22	1.40	0.87	1.23	1.40	0.88
	31D01	Superior Court	1.22	1.00	1.22	1.28	1.00	1.28	1.14	1.00	1.14
	County Totals		2.29	2.40	0.95	2.50	2.40	1.04	2.37	2.40	0.99
Hendricks	32C01	Circuit Court	1.30	1.10	1.18	1.20	1.10	1.10	1.22	1.00	1.22
	32D01	Superior Court 1	1.32	1.30	1.02	1.37	1.30	1.05	1.16	1.40	0.83
	32D02	Superior Court 2	1.43	1.45	0.99	1.36	1.45	0.94	1.37	1.40	0.98
	32D03	Superior Court 3	1.07	1.20	0.89	1.50	1.20	1.25	1.74	1.40	1.24
	32D04	Superior Court 4	1.34	1.45	0.92	1.26	1.45	0.87	1.35	1.40	0.97
	32D05	Superior Court 5	1.69	1.50	1.12	1.44	1.50	0.96	1.40	1.40	1.00
	County Totals		8.15	8.00	1.02	8.13	8.00	1.02	8.24	8.00	1.03
Henry	33C01	Circuit Court 1	1.51	1.30	1.16	1.41	1.30	1.08	1.42	1.30	1.10
	33C02	Circuit Court 2	1.52	1.30	1.17	1.43	1.30	1.10	1.33	1.30	1.02

Weighted Caseload Measures			2018			2017			2016		
County	Code	Court Name	Need	Have	Util	Need	Have	Util	Need	Have	Util
	33C03	Circuit Court 3	1.07	1.00	1.07	1.09	1.00	1.09	0.91	1.00	0.91
	County Totals		4.10	3.60	1.14	3.93	3.60	1.09	3.67	3.60	1.02
Howard	34C01	Circuit Court	2.23	1.60	1.39	2.57	1.60	1.60	2.99	1.60	1.87
	34D01	Superior Court 1	1.68	1.00	1.68	1.58	1.00	1.58	1.68	1.00	1.68
	34D02	Superior Court 2	1.43	1.00	1.43	1.18	1.00	1.18	1.29	1.00	1.29
	34D03	Superior Court 3	1.26	1.00	1.26	1.27	1.00	1.27	1.46	1.00	1.46
	34D04	Superior Court 4	1.28	1.00	1.28	1.06	1.00	1.06	1.17	1.00	1.17
	County Totals		7.87	5.60	1.41	7.66	5.60	1.37	8.60	5.60	1.54
Huntington	35C01	Circuit Court	1.17	1.00	1.17	1.04	1.00	1.04	0.99	1.40	0.71
	35D01	Superior Court	1.22	1.40	0.87	1.32	1.20	1.10	1.27	1.60	0.79
	County Totals		2.39	2.40	1.00	2.36	2.20	1.07	2.26	3.00	0.75
Jackson	36C01	Circuit Court	1.31	1.00	1.31	1.36	1.00	1.36	1.25	1.00	1.25
	36D01	Superior Court 1	1.09	1.00	1.09	1.05	1.00	1.05	1.09	1.00	1.09
	36D02	Superior Court 2	1.07	1.40	0.77	1.28	1.40	0.91	1.37	1.40	0.98
	County Totals		3.47	3.40	1.02	3.68	3.40	1.08	3.71	3.40	1.09
Jasper	37C01	Circuit Court	1.26	1.00	1.26	1.24	1.00	1.24	1.31	1.00	1.31
	37D01	Superior Court	0.99	1.00	0.99	0.99	1.00	0.99	0.89	1.00	0.89
	County Totals		2.25	2.00	1.13	2.23	2.00	1.11	2.20	2.00	1.10
Jay	38C01	Circuit Court	0.77	1.00	0.77	0.62	1.00	0.62	0.81	1.00	0.81
	38D01	Superior Court	0.58	1.00	0.58	0.61	1.00	0.61	0.59	1.00	0.59
	County Totals		1.35	2.00	0.67	1.22	2.00	0.61	1.40	2.00	0.70
Jefferson	39C01	Circuit Court	1.48	1.00	1.48	1.59	1.00	1.59	1.70	1.00	1.70
	39D01	Superior Court	1.47	1.00	1.47	1.35	1.00	1.35	1.17	1.00	1.17
	County Totals		2.95	2.00	1.48	2.95	2.00	1.47	2.87	2.00	1.43
Jennings	40C01	Circuit Court	1.31	1.00	1.31	1.68	1.00	1.68	1.44	1.00	1.44
	40D01	Superior Court	1.35	1.00	1.35	1.45	1.00	1.45	1.41	1.00	1.41
	County Totals		2.66	2.00	1.33	3.13	2.00	1.57	2.86	2.00	1.43
Johnson	41C01	Circuit Court	2.47	2.20	1.12	2.66	2.20	1.21	2.77	2.20	1.26
	41D01	Superior Court 1	1.29	1.40	0.92	1.15	1.20	0.96	1.18	1.20	0.98
	41D02	Superior Court 2	1.39	1.20	1.16	1.19	1.20	0.99	1.26	1.20	1.05
	41D03	Superior Court 3	1.17	1.20	0.97	1.26	1.20	1.05	1.32	1.20	1.10
	41D04	Superior Court 4	1.36	1.20	1.13	1.27	1.20	1.06	1.38	1.20	1.15
	County Totals		7.67	7.20	1.07	7.52	7.00	1.07	7.92	7.00	1.13
Knox	42C01	Circuit Court	1.48	1.00	1.48	1.21	1.00	1.21	1.19	1.00	1.19
	42D01	Superior Court 1	1.50	1.00	1.50	1.42	1.00	1.42	1.45	1.00	1.45
	42D02	Superior Court 2	1.11	1.00	1.11	0.87	1.00	0.87	1.11	1.00	1.11
	County Totals		4.10	3.00	1.37	3.49	3.00	1.16	3.75	3.00	1.25
Kosciusko	43C01	Circuit Court	1.55	1.00	1.55	1.40	1.00	1.40	1.31	1.00	1.31
	43D01	Superior Court 1	1.51	1.00	1.51	1.93	1.00	1.93	1.81	1.00	1.81
	43D02	Superior Court 2	1.23	1.00	1.23	0.95	1.00	0.95	0.99	1.00	0.99
	43D03	Superior Court 3	1.32	1.00	1.32	1.06	1.00	1.06	1.09	1.00	1.09
	County Totals		5.61	4.00	1.40	5.35	4.00	1.34	5.20	4.00	1.30
LaGrange	44C01	Circuit Court	0.94	1.00	0.94	0.98	1.00	0.98	0.92	1.00	0.92
	44D01	Superior Court	1.26	1.00	1.26	0.95	1.00	0.95	0.86	1.00	0.86
	County Totals		2.20	2.00	1.10	1.93	2.00	0.96	1.78	2.00	0.89

Weighted Caseload Measures			2018			2017			2016			
County	Code	Court Name	Need	Have	Util	Need	Have	Util	Need	Have	Util	
Lake	45C01	Circuit Court	3.88	4.40	0.88	3.90	3.40	1.15	3.87	3.40	1.14	
	45D01	Superior Court, Civil 1	0.78	1.00	0.78	0.73	1.00	0.73	0.70	1.00	0.70	
	45D02	Superior Court, Civil 2	0.91	1.00	0.91	0.85	1.00	0.85	0.83	1.00	0.83	
	45D03	Superior Court, Civil 3	1.24	2.00	0.62	1.27	2.00	0.64	1.78	2.00	0.89	
	45D04	Superior Court, Civil 4	0.83	1.00	0.83	1.02	1.00	1.02	0.88	1.20	0.74	
	45D05	Superior Court, Civil 5	1.38	2.00	0.69	1.46	2.00	0.73	1.34	2.00	0.67	
	45D06	Superior Court, Juv Div	6.20	7.50	0.83	7.22	7.50	0.96	7.90	7.50	1.05	
	45D07	Superior Court, County 1	1.68	2.00	0.84	1.68	2.00	0.84	1.53	2.00	0.76	
	45D08	Superior Court, County 2	2.31	2.00	1.16	2.43	2.00	1.22	2.25	2.00	1.12	
	45D09	Superior Court, County 3	2.74	2.40	1.14	2.60	2.44	1.07	2.12	2.44	0.87	
	45D10	Superior Court, Civil 6	0.87	1.00	0.87	0.89	1.00	0.89	0.89	1.00	0.89	
	45D11	Superior Court, Civil 7	1.05	1.40	0.75	0.98	1.00	0.98	0.91	1.00	0.91	
	45D12	Superior Court, County 4	1.42	1.30	1.09	1.30	1.30	1.00	1.13	1.30	0.87	
	45G01	Superior Court, Criminal 1	1.65	1.50	1.10	1.45	1.50	0.97	1.47	1.50	0.98	
	45G02	Superior Court, Criminal 2	1.32	1.50	0.88	1.21	1.50	0.81	1.11	1.50	0.74	
	45G03	Superior Court, Criminal 3	1.29	1.50	0.86	1.20	1.50	0.80	1.16	1.50	0.78	
	45G04	Superior Court, Criminal 4	1.27	1.50	0.85	1.26	1.50	0.84	1.19	1.50	0.80	
	County Totals			30.83	35.00	0.88	31.45	33.64	0.93	31.07	33.84	0.92
	LaPorte	46C01	Circuit Court	2.87	3.00	0.96	2.95	3.00	0.98	4.06	3.00	1.35
46D01		Superior Court 1	1.24	1.00	1.24	1.27	1.00	1.27	1.26	1.00	1.26	
46D02		Superior Court 2	1.28	1.00	1.28	1.32	1.00	1.32	1.33	1.00	1.33	
46D03		Superior Court 3	1.07	1.00	1.07	1.04	1.00	1.04	1.05	1.00	1.05	
46D04		Superior Court 4	1.99	2.00	1.00	2.10	2.00	1.05	1.78	2.00	0.89	
County Totals			8.44	8.00	1.06	8.68	8.00	1.08	9.49	8.00	1.19	
Lawrence	47C01	Circuit Court	1.54	2.00	0.77	1.82	2.00	0.91	1.64	2.00	0.82	
	47D01	Superior Court 1	0.92	1.00	0.92	0.95	1.00	0.95	0.65	1.00	0.65	
	47D02	Superior Court 2	1.22	1.00	1.22	1.36	1.00	1.36	1.02	1.00	1.02	
	County Totals			3.68	4.00	0.92	4.13	4.00	1.03	3.31	4.00	0.83
Madison	48C01	Circuit Court 1	2.10	1.89	1.11	2.14	1.89	1.13	2.11	1.60	1.32	
	48C02	Circuit Court 2	3.09	2.11	1.46	3.17	2.11	1.50	3.61	1.80	2.00	
	48C03	Circuit Court 3	1.69	1.70	0.99	1.73	1.68	1.03	1.70	1.55	1.10	
	48C04	Circuit Court 4	1.71	1.42	1.20	1.70	1.50	1.13	1.72	1.40	1.23	
	48C05	Circuit Court 5	1.54	1.10	1.40	1.51	1.36	1.11	1.38	1.20	1.15	
	48C06	Circuit Court 6	1.45	1.83	0.79	1.47	1.83	0.80	1.63	1.76	0.93	
	County Totals			11.57	10.06	1.15	11.72	10.38	1.13	12.15	9.31	1.31
Marion	49C01	Circuit Court	6.38	8.20	0.78	4.85	8.00	0.61	6.31	8.00	0.79	
	49D01	Superior, Civil 1	1.51	1.80	0.84	1.48	1.80	0.82	1.73	1.80	0.96	
	49D02	Superior, Civil 2	1.78	1.70	1.05	1.63	2.70	0.60	1.90	2.70	0.70	
	49D03	Superior, Civil 3	1.76	1.80	0.98	1.67	1.80	0.93	1.94	1.80	1.08	
	49D04	Superior, Civil 4	1.90	1.90	1.00	1.84	1.90	0.97	2.18	1.90	1.14	
	49D05	Superior, Civil 5	1.68	2.10	0.80	1.62	2.10	0.77	1.90	2.10	0.90	
	49D06	Superior, Civil 6	1.85	1.70	1.09	1.81	1.70	1.06	2.06	1.70	1.21	
	49D07	Superior, Civil 7	1.71	1.77	0.96	1.61	1.70	0.95	1.83	1.70	1.08	
	49D08	Superior, Probate	3.16	3.00	1.05	3.24	2.00	1.62	2.94	3.01	0.98	

Weighted Caseload Measures			2018			2017			2016		
County	Code	Court Name	Need	Have	Util	Need	Have	Util	Need	Have	Util
	49D09	Superior, Juv Div	13.40	12.00	1.12	16.44	11.80	1.39	17.56	11.00	1.60
	49D10	Superior, Civil 10	1.80	1.80	1.00	1.76	1.80	0.98	2.00	1.80	1.11
	49D11	Superior, Civil 11	1.77	1.70	1.04	1.70	1.70	1.00	1.97	1.70	1.16
	49D12	Superior, Civil 12	1.58	2.07	0.76	1.69	1.90	0.89	2.12	1.90	1.11
	49D13	Superior, Civil 13	1.74	1.70	1.02	1.59	1.70	0.94	1.92	1.70	1.13
	49D14	Superior, Civil 14	1.76	1.69	1.04	1.61	1.69	0.95	1.93	1.69	1.14
	49G01	Superior, Criminal 1	1.79	1.83	0.98	1.51	1.83	0.82	1.61	1.67	0.96
	49G02	Superior, Criminal 2	1.75	2.01	0.87	1.60	2.01	0.80	1.63	1.68	0.97
	49G03	Superior, Criminal 3	1.68	2.17	0.77	1.62	2.17	0.75	1.70	1.67	1.02
	49G04	Superior, Criminal 4	1.69	2.58	0.65	1.60	2.58	0.62	1.62	1.68	0.96
	49G05	Superior, Criminal 5	1.73	1.74	1.00	1.63	1.74	0.94	1.71	1.68	1.02
	49G06	Superior, Criminal 6	1.64	1.74	0.94	1.65	1.74	0.95	1.66	1.66	1.00
	49G07	Superior, Criminal 7	1.07	1.44	0.75	1.14	1.44	0.79	1.15	1.34	0.86
	49G08	Superior, Criminal 8	1.36	1.67	0.81	2.13	1.67	1.28	1.84	1.65	1.11
	49G09	Superior, Criminal 9	1.53	1.57	0.98	1.70	1.57	1.09	2.56	1.37	1.87
	49G10	Superior, Criminal 10	1.06	1.32	0.80	1.13	1.32	0.85	1.12	1.37	0.82
	49G12	Superior, Criminal 12	1.23	1.14	1.08	1.16	1.14	1.02	1.34	1.37	0.98
	49G13	Superior, Criminal 13,	3.11	1.29	2.41	3.99	1.29	3.09	4.17	1.05	3.96
	49G14	Superior, Criminal 14	2.87	2.34	1.23	3.23	2.34	1.38	4.16	2.27	1.83
	49G15	Superior, Criminal 15	1.49	1.57	0.95	1.69	1.57	1.08	1.43	1.47	0.97
	49G16	Superior, Criminal 16	2.12	1.87	1.14	2.21	1.87	1.18	1.91	1.67	1.14
	49G17	Superior, Criminal 17	2.14	1.86	1.15	2.19	1.85	1.19	1.89	1.67	1.13
	49G18	Superior, Criminal 18	1.63	1.44	1.13	1.60	1.42	1.13	1.38	1.37	1.01
	49G19	Superior, Criminal 19	0.90	1.34	0.67	1.12	1.34	0.84	1.10	1.47	0.75
	49G20	Superior, Criminal 20	2.05	2.14	0.96	2.79	2.14	1.30	3.03	2.07	1.46
	49G21	Superior, Criminal 21	2.01	2.14	0.94	2.74	2.14	1.28	2.72	2.17	1.25
	49G24	Superior, Criminal 24	1.55	1.44	1.08	1.55	1.44	1.07	1.35	1.37	0.98
	49G25	Superior, Criminal 25	1.85	1.54	1.20	1.84	1.52	1.21	1.47	1.37	1.07
	49K01	Center Twp Division	1.22	1.00	1.22	-	-	-	-	-	-
	49K02	Decatur Twp Division	0.27	1.00	0.27	-	-	-	-	-	-
	49K03	Lawrence Twp Division	1.10	1.00	1.10	-	-	-	-	-	-
	49K04	Perry Twp Division	0.93	1.00	0.93	-	-	-	-	-	-
	49K05	Pike Twp Division	0.72	1.00	0.72	-	-	-	-	-	-
	49K06	Warren Twp Division	0.97	1.00	0.97	-	-	-	-	-	-
	49K07	Washington Twp Division	0.80	1.00	0.80	-	-	-	-	-	-
	49K08	Wayne Twp Division	1.33	1.00	1.33	-	-	-	-	-	-
	49K09	Franklin Twp Division	0.19	1.00	0.19	-	-	-	-	-	-
		County Totals	89.57	92.11	0.97	86.37	82.41	1.05	92.85	79.63	1.17
Marshall	50C01	Circuit Court	1.15	1.00	1.15	1.11	1.00	1.11	1.04	1.00	1.04
	50D01	Superior Court 1	1.29	1.00	1.29	1.04	1.00	1.04	1.01	1.00	1.01
	50D02	Superior Court 2	1.27	1.00	1.27	1.52	1.00	1.52	1.30	1.00	1.30
		County Totals	3.71	3.00	1.24	3.68	3.00	1.23	3.35	3.00	1.12
Martin	51C01	Circuit Court	0.87	1.00	0.87	0.87	1.00	0.87	0.81	1.00	0.81
		County Totals	0.87	1.00	0.87	0.87	1.00	0.87	0.81	1.00	0.81
Miami	52C01	Circuit Court	0.66	1.00	0.66	0.81	1.00	0.81	0.82	1.00	0.82

Weighted Caseload Measures			2018			2017			2016		
County	Code	Court Name	Need	Have	Util	Need	Have	Util	Need	Have	Util
	52D01	Superior Court 1	1.22	1.00	1.22	1.11	1.00	1.11	0.95	1.00	0.95
	52D02	Superior Court 2	1.10	1.00	1.10	1.08	1.00	1.08	1.03	1.00	1.03
	County Totals		4.72	5.00	0.94	4.74	5.00	0.95	4.42	5.00	0.88
Monroe	53C01	Circuit Court 1	0.63	1.02	0.62	0.57	1.02	0.56	0.72	1.04	0.69
	53C02	Circuit Court 2	1.16	1.06	1.10	1.19	1.14	1.05	0.99	1.09	0.91
	53C03	Circuit Court 3	1.24	1.14	1.09	1.10	1.10	1.00	0.94	1.06	0.88
	53C04	Circuit Court 4	0.78	1.08	0.72	0.93	1.02	0.91	0.82	1.02	0.81
	53C05	Circuit Court 5	1.33	1.22	1.09	1.18	1.19	0.99	1.10	1.04	1.05
	53C06	Circuit Court 6	0.76	1.20	0.63	0.88	1.06	0.83	0.97	1.04	0.94
	53C07	Circuit Court 7	1.25	1.24	1.01	1.31	1.35	0.97	1.71	1.60	1.07
	53C08	Circuit Court 8	0.74	1.02	0.72	0.86	1.02	0.84	0.75	1.02	0.73
	53C09	Circuit Court 9	1.08	1.02	1.06	1.10	1.10	1.00	0.98	1.09	0.89
County Totals		8.96	10.00	0.90	9.12	10.00	0.91	8.97	10.00	0.90	
Montgomery	54C01	Circuit Court	1.10	1.00	1.10	1.13	1.00	1.13	1.13	1.00	1.13
	54D01	Superior Court 1	1.11	1.00	1.11	1.20	1.00	1.20	0.76	1.00	0.76
	54D02	Superior Court 2	0.85	1.00	0.85	0.91	1.00	0.91	1.07	1.00	1.07
	County Totals		3.06	3.00	1.02	3.24	3.00	1.08	2.97	3.00	0.99
Morgan	55C01	Circuit Court	1.25	1.25	1.00	1.51	1.20	1.26	1.54	1.30	1.18
	55D01	Superior Court 1	1.22	1.25	0.98	1.19	1.25	0.95	1.08	1.25	0.87
	55D02	Superior Court 2	1.01	1.25	0.81	1.03	1.25	0.82	0.78	1.12	0.70
	55D03	Superior Court 3	1.05	1.04	1.01	1.12	1.04	1.08	1.14	1.04	1.09
	County Totals		4.53	4.79	0.95	4.85	4.74	1.02	4.55	4.71	0.96
Newton	56C01	Circuit Court	0.39	1.00	0.39	0.47	1.00	0.47	0.38	1.00	0.38
	56D01	Superior Court	0.60	1.00	0.60	0.76	1.00	0.76	0.61	1.00	0.61
	County Totals		0.99	2.00	0.49	1.24	2.00	0.62	0.99	2.00	0.49
Noble	57C01	Circuit Court	1.06	1.00	1.06	1.00	1.00	1.00	1.05	1.00	1.05
	57D01	Superior Court 1	1.29	1.00	1.29	1.30	1.00	1.30	1.12	1.00	1.12
	57D02	Superior Court 2	1.09	1.00	1.09	1.14	1.00	1.14	1.14	1.00	1.14
	County Totals		3.44	3.00	1.15	3.45	3.00	1.15	3.30	3.00	1.10
Ohio	58C01	Circuit Court	0.37	0.50	0.74	0.40	0.50	0.79	0.40	0.50	0.80
	County Totals		0.37	0.50	0.74	0.40	0.50	0.79	0.40	0.50	0.80
Orange	59C01	Circuit Court	0.91	1.00	0.91	1.00	1.00	1.00	1.26	1.00	1.26
	59D01	Superior Court	0.94	1.00	0.94	1.04	1.00	1.04	1.14	1.00	1.14
	County Totals		2.58	3.00	0.86	2.83	3.00	0.94	3.20	3.00	1.07
Owen	60C01	Circuit Court 1	0.79	1.00	0.79	0.91	1.00	0.91	0.73	1.00	0.73
	60C02	Circuit Court 2	0.91	1.30	0.70	0.88	1.30	0.68	0.93	1.30	0.71
	County Totals		1.69	2.30	0.74	1.78	2.30	0.78	1.66	2.30	0.72
Parke	61C01	Circuit Court	1.41	1.00	1.41	1.29	1.00	1.29	1.35	1.00	1.35
	County Totals		1.41	1.00	1.41	1.29	1.00	1.29	1.35	1.00	1.35
Perry	62C01	Circuit Court	1.82	2.00	0.91	1.95	2.00	0.97	1.69	2.00	0.84
	County Totals		1.82	2.00	0.91	1.95	2.00	0.97	1.69	2.00	0.84
Pike	63C01	Circuit Court	1.38	1.50	0.92	1.37	1.50	0.91	1.31	1.50	0.88
	County Totals		1.38	1.50	0.92	1.37	1.50	0.91	1.31	1.50	0.88
Porter	64C01	Circuit Court	2.68	2.20	1.22	2.90	2.20	1.32	2.81	2.20	1.28
	64D01	Superior Court 1	1.95	2.20	0.89	2.07	2.20	0.94	2.04	2.20	0.93

Weighted Caseload Measures			2018			2017			2016		
County	Code	Court Name	Need	Have	Util	Need	Have	Util	Need	Have	Util
	64D02	Superior Court 2	1.94	2.20	0.88	1.99	2.20	0.90	2.01	2.20	0.91
	64D03	Superior Court 3	1.38	1.10	1.26	1.47	1.10	1.34	1.54	1.00	1.54
	64D04	Superior Court 4	1.44	1.10	1.31	1.37	1.10	1.24	1.29	1.10	1.18
	64D06	Superior Court 6	1.16	1.10	1.06	1.15	1.10	1.05	1.22	1.20	1.02
	County Totals			10.56	9.90	1.07	10.96	9.90	1.11	10.92	9.90
Posey	65C01	Circuit Court	0.78	1.00	0.78	0.86	1.00	0.86	0.72	1.00	0.72
	65D01	Superior Court	0.65	1.00	0.65	0.82	1.00	0.82	0.87	1.00	0.87
	County Totals			1.44	2.00	0.72	1.69	2.00	0.84	1.59	2.00
Pulaski	66C01	Circuit Court	0.51	1.00	0.51	0.50	1.00	0.50	0.55	1.00	0.55
	66D01	Superior Court	0.63	1.00	0.63	0.69	1.00	0.69	0.67	1.00	0.67
	County Totals			1.14	2.00	0.57	1.19	2.00	0.59	1.21	2.00
Putnam	67C01	Circuit Court	1.18	1.01	1.16	1.32	1.01	1.31	1.52	1.01	1.51
	67D01	Superior Court	1.37	1.00	1.37	1.23	1.00	1.23	1.27	1.00	1.27
	County Totals			2.55	2.01	1.27	2.55	2.01	1.27	2.80	2.01
Randolph	68C01	Circuit Court	0.81	1.00	0.81	0.81	1.00	0.81	1.03	1.00	1.03
	68D01	Superior Court	0.89	1.00	0.89	0.87	1.00	0.87	0.85	1.00	0.85
	County Totals			1.69	2.00	0.85	1.68	2.00	0.84	1.88	2.00
Ripley	69C01	Circuit Court	1.08	1.00	1.08	1.30	1.00	1.30	1.15	1.00	1.15
	69D01	Superior Court	0.79	1.00	0.79	0.72	1.00	0.72	0.76	1.00	0.76
	County Totals			1.87	2.00	0.93	2.03	2.00	1.01	1.91	2.00
Rush	70C01	Circuit Court	0.73	1.00	0.73	0.77	1.00	0.77	0.77	1.00	0.77
	70D01	Superior Court	0.78	1.00	0.78	0.88	1.00	0.88	0.72	1.00	0.72
	County Totals			1.51	2.00	0.76	1.65	2.00	0.83	1.50	2.00
St. Joseph	71C01	Circuit Court	3.44	4.00	0.86	3.10	4.00	0.78	3.27	4.00	0.82
	71D01	Superior Court 1	1.63	1.50	1.09	1.78	1.50	1.18	1.67	1.50	1.11
	71D02	Superior Court 2	1.46	1.50	0.97	1.46	1.50	0.97	1.55	1.50	1.03
	71D03	Superior Court 3	1.40	1.50	0.93	1.31	1.50	0.87	1.24	1.50	0.83
	71D04	Superior Court 4	1.29	1.50	0.86	1.24	1.50	0.82	1.44	1.50	0.95
	71D05	Superior Court 5	1.72	1.50	1.14	1.77	1.50	1.18	1.98	1.50	1.32
	71D06	Superior Court 6	1.41	1.50	0.94	1.33	1.50	0.88	1.43	1.50	0.95
	71D07	Superior Court 7	1.32	1.50	0.87	1.29	1.50	0.86	1.52	1.50	1.01
	71D08	Superior Court 8	1.41	1.50	0.94	1.42	1.50	0.95	1.50	1.50	1.00
	71J01	Probate Court	3.90	4.00	0.98	5.59	4.00	1.40	5.29	4.00	1.32
County Totals			18.98	20.03	0.95	20.30	20.03	1.01	20.89	20.03	1.04
Scott	72C01	Circuit Court	1.75	1.10	1.59	1.87	1.10	1.70	1.56	1.10	1.42
	72D01	Superior Court	1.04	1.02	1.02	1.09	1.02	1.07	1.18	1.02	1.15
	County Totals			2.79	2.12	1.31	2.96	2.12	1.40	2.74	2.12
Shelby	73C01	Circuit Court	1.13	1.30	0.87	1.19	1.30	0.92	1.07	1.00	1.07
	73D01	Superior Court 1	1.42	1.30	1.09	1.55	1.30	1.19	1.45	1.00	1.45
	73D02	Superior Court 2	1.22	1.30	0.94	1.39	1.30	1.07	1.24	1.00	1.24
	County Total			3.76	3.90	0.97	4.13	3.90	1.06	3.77	3.00
Spencer	74C01	Circuit Court	1.47	1.00	1.47	1.42	1.00	1.42	1.45	1.10	1.31
	County Totals			1.47	1.00	1.47	1.42	1.00	1.45	1.10	1.31
Starke	75C01	Circuit Court	1.65	2.00	0.83	1.38	2.00	0.69	1.49	2.00	0.75

Weighted Caseload Measures			2018			2017			2016		
County	Code	Court Name	Need	Have	Util	Need	Have	Util	Need	Have	Util
	County Totals		1.65	2.00	0.83	1.38	2.00	0.69	1.49	2.00	0.75
Steuben	76C01	Circuit Court	1.31	1.60	0.82	1.31	1.60	0.82	1.26	1.60	0.79
	76D01	Superior Court	0.90	1.40	0.65	0.87	1.40	0.62	0.89	1.40	0.63
	County Totals		2.22	3.00	0.74	2.17	3.00	0.72	2.14	3.00	0.71
Sullivan	77C01	Circuit Court	1.25	1.50	0.83	1.03	1.50	0.68	0.96	1.50	0.64
	77D01	Superior Court	0.67	1.00	0.67	0.63	1.00	0.63	0.63	1.50	0.42
	County Totals		1.92	2.50	0.77	1.66	2.50	0.66	1.58	3.00	0.53
Switzerland	78C01	Circuit Court	0.78	1.00	0.78	0.70	1.00	0.70	0.71	1.00	0.71
	County Totals		0.78	1.00	0.78	0.70	1.00	0.70	0.71	1.00	0.71
Tippecanoe	79C01	Circuit Court	1.44	1.23	1.17	1.26	1.22	1.03	1.62	1.12	1.44
	79D01	Superior Court 1	1.35	1.11	1.22	1.16	1.12	1.03	1.24	1.29	0.97
	79D02	Superior Court 2	1.47	1.18	1.25	1.52	1.22	1.24	1.60	1.15	1.39
	79D03	Superior Court 3	1.83	2.42	0.76	1.84	2.36	0.78	1.91	1.80	1.06
	79D04	Superior Court 4	2.26	1.25	1.81	1.98	1.23	1.61	1.56	1.18	1.31
	79D05	Superior Court 5	1.87	1.16	1.61	1.78	1.16	1.53	1.91	1.14	1.68
	79D06	Superior Court 6	2.00	1.13	1.77	1.99	1.14	1.74	1.89	1.11	1.70
	County Totals		12.23	9.48	1.29	11.53	9.46	1.22	11.73	8.79	1.33
Tipton	80C01	Circuit Court	0.95	1.00	0.95	1.03	1.10	0.94	1.04	1.10	0.94
	County Totals		0.95	1.00	0.95	1.03	1.10	0.94	1.04	1.10	0.94
Union	81C01	Circuit Court	0.43	1.00	0.43	0.47	1.00	0.47	0.55	1.00	0.55
	County Totals		0.43	1.00	0.43	0.47	1.00	0.47	0.55	1.00	0.55
Vanderburgh	82C01	Circuit Court	4.28	3.00	1.43	4.04	3.00	1.35	3.97	3.00	1.32
	82D01	Superior Court 1	2.25	1.75	1.29	2.23	1.75	1.27	2.32	1.75	1.33
	82D02	Superior Court 2	1.89	1.20	1.58	1.82	1.20	1.52	1.49	1.20	1.25
	82D03	Superior Court 3	1.94	1.50	1.30	1.67	1.50	1.11	1.77	1.50	1.18
	82D04	Superior Court 4	3.24	2.30	1.41	3.56	2.30	1.55	3.54	2.30	1.54
	82D05	Superior Court 5	2.21	1.75	1.26	2.24	1.75	1.28	2.28	1.75	1.30
	82D06	Superior Court 6	2.20	1.75	1.26	2.21	1.75	1.26	2.24	1.75	1.28
	82D07	Superior Court 7	2.23	1.75	1.28	2.18	1.75	1.25	2.24	1.75	1.28
	County Totals		20.25	15.00	1.35	19.96	15.00	1.33	19.85	15.00	1.32
Vermillion	83C01	Circuit Court	1.24	1.00	1.24	1.40	1.00	1.40	1.32	1.00	1.32
	County Totals		1.24	1.00	1.24	1.40	1.00	1.40	1.32	1.00	1.32
Vigo	84C01/D03	Circuit/Superior 3	3.26	2.20	1.48	3.69	2.20	1.68	3.22	2.20	1.46
	84D01	Superior Court 1	1.24	1.05	1.18	1.30	1.05	1.24	1.16	1.10	1.05
	84D02	Superior Court 2	1.15	1.00	1.15	1.22	1.00	1.22	1.43	1.00	1.43
	84D04	Superior Court 4	1.54	1.00	1.54	1.43	1.00	1.43	1.27	1.00	1.27
	84D05	Superior Court 5	1.11	1.00	1.11	1.09	1.00	1.09	0.84	1.00	0.84
	84D06	Superior Court 6	1.24	1.00	1.24	1.31	1.00	1.31	1.21	1.00	1.21
	County Totals		9.55	7.25	1.32	10.03	7.25	1.38	9.13	7.30	1.25
Wabash	85C01	Circuit Court	1.24	1.00	1.24	1.22	1.00	1.22	1.29	1.00	1.29
	85D01	Superior Court	1.26	1.00	1.26	1.15	1.00	1.15	1.20	1.00	1.20
	County Totals		2.50	2.00	1.25	2.38	2.00	1.19	2.49	2.00	1.25
Warren	86C01	Circuit Court	0.59	1.00	0.59	0.56	1.00	0.56	0.46	1.00	0.46
	County Totals		0.59	1.00	0.59	0.56	1.00	0.56	0.46	1.00	0.46
Warrick	87C01	Circuit Court	1.40	1.20	1.16	1.40	1.20	1.17	1.26	1.20	1.05

Weighted Caseload Measures			2018			2017			2016		
County	Code	Court Name	Need	Have	Util	Need	Have	Util	Need	Have	Util
	87D01	Superior Court 1	1.68	1.40	1.20	1.45	1.40	1.03	1.33	1.40	0.95
	87D02	Superior Court 2	1.36	1.40	0.97	1.24	1.40	0.88	1.25	1.40	0.89
	County Totals		4.44	4.00	1.11	4.08	4.00	1.02	3.83	4.00	0.96
Washington	88C01	Circuit Court	0.95	1.00	0.95	1.00	1.00	1.00	0.98	1.00	0.98
	88D01	Superior Court	1.11	1.00	1.11	0.97	1.00	0.97	0.86	1.00	0.86
	County Totals		2.06	2.00	1.03	1.98	2.00	0.99	1.84	2.00	0.92
Wayne	89C01	Circuit Court	1.12	1.10	1.02	1.04	1.17	0.89	1.15	1.17	0.98
	89D01	Superior Court 1	1.17	1.10	1.06	1.07	1.17	0.91	1.07	1.17	0.91
	89D02	Superior Court 2	1.14	1.10	1.04	1.02	1.17	0.88	1.11	1.17	0.95
	89D03	Superior Court 3	1.55	2.00	0.77	2.08	2.00	1.04	1.89	2.00	0.94
	County Totals		4.98	5.30	0.94	5.21	5.51	0.95	5.22	5.51	0.95
Wells	90C01	Circuit Court	0.93	1.00	0.93	0.95	1.00	0.95	1.04	1.00	1.04
	90D01	Superior Court	0.86	1.00	0.86	0.69	1.00	0.69	0.64	1.00	0.64
	County Totals		1.79	2.00	0.89	1.64	2.00	0.82	1.68	2.00	0.84
White	91C01	Circuit Court	0.74	1.00	0.74	0.90	1.00	0.90	1.03	1.00	1.03
	91D01	Superior Court	0.74	1.00	0.74	0.81	1.00	0.81	0.72	1.00	0.72
	County Totals		1.48	2.00	0.74	1.71	2.00	0.86	1.75	2.00	0.88
Whitley	92C01	Circuit Court	1.11	1.01	1.10	1.27	1.01	1.26	1.07	1.00	1.07
	92D01	Superior Court	1.06	1.00	1.06	1.19	1.00	1.19	0.93	1.00	0.93
	County Totals		2.17	2.01	1.08	2.47	2.01	1.23	1.99	2.00	1.00
STATE TOTALS			498.74	474.65	1.05	498.29	463.92	1.07	502.46	458.95	1.09

2018 Temporary Adjusted Weighted Caseload Measures

Indiana's weighted caseload measures system is intended to apply only to new case filings. Until the Temporary Adjusted Weighted Caseload Report was created, all reports reflected trial court utilization statistics based solely on the number of new cases filed in each court. Each year, the baseline utilization figures shift somewhat during the year due to the transfer of cases among the courts (because of change of venue from the county or the judge and judicial recusals), senior judge service, and other shifts of judicial time and cases.

For CY 2018, we have calculated the temporary adjusted weighted caseload utilization figures. The temporary adjusted statistics have been calculated by

- adding to the court's total minutes the cases in which the reporting judge assumed jurisdiction as a special judge in other courts;
- adding to the court's total minutes the venued in and transferred in cases;

- adding to the reporting court's total minutes the time that senior judges serve in the reporting court;
- subtracting from the court's total minutes the number of cases in which another judge assumed jurisdiction as a special judge in the reporting court; and
- subtracting from the court's total minutes the venued out and transferred out cases.

The information in the Temporary Adjusted Weighted Caseload Report does not change the fundamental filing patterns in the trial courts. It reflects some of the ways that courts shift caseloads and resources, sometimes in order to deal with uneven caseloads. Because these shifts are temporary, they should only be used as an additional reference and not as the baseline for weighted caseload statistics. The temporary data is reported so that courts could see how the shifting of caseloads and judicial officer resources actually played out in CY 2018.

2018 Table of Temporary Adjusted Weighted Caseload Measures

Temporary Adjusted Weighted Caseload Measures			2018 Weighted Caseload Measures			2018 Temporary Adjusted Weighted Caseload Measures			
County	Court	Court Name	Need	Have	Util	Need	Have	Util	Change
Adams	01C01	Circuit court	1.12	1.00	1.12	1.13	1.15	0.98	-0.14
	01D01	Superior Court	0.84	1.00	0.84	0.84	1.06	0.79	-0.05
	County Totals		1.96	2.00	0.98	1.97	2.22	0.89	-0.09
Allen	02C01	Circuit court	3.25	3.00	1.08	3.32	3.19	1.04	-0.04
	02D01	Superior Court 1	1.96	2.00	0.98	1.95	2.01	0.97	-0.01
	02D02	Superior Court 2	2.18	2.00	1.09	2.18	2.01	1.08	-0.01
	02D03	Superior Court 3	2.24	2.00	1.12	2.21	2.01	1.10	-0.02
	02D04	Superior Court 4	2.70	2.00	1.35	3.13	2.09	1.50	0.15
	02D05	Superior Court 5	3.57	2.00	1.79	3.88	2.17	1.79	0.00
	02D06	Superior Court 6	3.20	2.00	1.60	2.74	2.10	1.30	-0.29
	02D07	Superior Court 7	3.72	3.00	1.24	3.64	3.18	1.15	-0.09
	02D08	Superior Court 8	4.23	3.00	1.41	4.31	3.05	1.42	0.00
	02D09	Superior Court 9	2.33	2.00	1.17	2.33	2.01	1.16	-0.01
County Totals		29.40	23.01	1.28	29.69	23.82	1.25	-0.03	
Bartholomew	03C01	Circuit court	1.67	1.81	0.92	1.71	1.92	0.89	-0.03
	03D01	Superior Court 1	1.39	1.07	1.30	1.43	1.07	1.34	0.03
	03D02	Superior Court 2	2.38	2.05	1.16	2.33	2.06	1.13	-0.03
	County Totals		5.44	4.93	1.10	5.47	5.05	1.08	-0.02
Benton	04C01	Circuit court	0.52	1.00	0.52	0.56	1.02	0.55	0.03
	County Totals		0.52	1.00	0.52	0.56	1.02	0.55	0.03
Blackford	05C01	Circuit court	0.43	1.00	0.43	0.42	1.01	0.42	-0.01
	05D01	Superior Court	0.45	1.00	0.45	0.45	1.00	0.45	0.00
	County Totals		0.87	2.00	0.44	0.87	2.01	0.43	0.00
Boone	06C01	Circuit court	1.77	2.00	0.89	1.77	2.00	0.88	0.00
	06D01	Superior Court 1	1.26	1.00	1.26	1.25	1.00	1.25	-0.01
	06D02	Superior Court 2	1.11	1.22	0.91	1.11	1.22	0.91	0.00
	County Totals		4.14	4.22	0.98	4.13	4.22	0.98	0.00
Brown	07C01	Circuit court	0.99	2.00	0.50	1.06	2.01	0.53	0.03
	County Totals		0.99	2.00	0.50	1.06	2.01	0.53	0.03
Carroll	08C01	Circuit court	0.66	1.00	0.66	0.63	1.00	0.63	-0.03
	08D01	Superior Court	0.72	1.00	0.72	0.75	1.00	0.74	0.02
	County Totals		1.38	2.00	0.69	1.38	2.00	0.69	0.00
Cass	09C01	Circuit court	0.94	1.00	0.94	0.98	1.04	0.94	0.00
	09D01	Superior Court 1	1.07	1.00	1.07	1.09	1.09	1.00	-0.07
	09D02	Superior Court 2	1.27	1.00	1.27	1.32	1.14	1.15	-0.12
	County Totals		3.28	3.00	1.09	3.39	3.27	1.04	-0.06
Clark	10C01	Circuit court 1	2.77	2.00	1.39	2.77	2.16	1.28	-0.11
	10C02	Circuit Court 2	2.30	2.00	1.15	2.54	2.20	1.16	0.01
	10C03	Circuit Court 3	3.02	2.00	1.51	3.12	2.16	1.45	-0.07
	10C04	Circuit Court 4	2.34	2.00	1.17	2.55	2.14	1.19	0.02

Temporary Adjusted Weighted Caseload Measures			2018 Weighted Caseload Measures			2018 Temporary Adjusted Weighted Caseload Measures			
County	Court	Court Name	Need	Have	Util	Need	Have	Util	Change
		County Totals	10.43	8.00	1.30	10.97	8.66	1.27	-0.04
Clay	11C01	Circuit court	1.39	1.00	1.39	1.41	1.01	1.40	0.01
	11D01	Superior Court	0.80	1.00	0.80	0.80	1.01	0.79	-0.01
		County Totals	2.19	2.00	1.09	2.21	2.02	1.09	0.00
Clinton	12C01	Circuit court	1.35	1.00	1.35	1.42	1.08	1.32	-0.03
	12D01	Superior Court	1.19	1.00	1.19	1.19	1.17	1.01	-0.17
		County Totals	2.53	2.00	1.27	2.61	2.25	1.16	-0.11
Crawford	13C01	Circuit court	0.81	1.20	0.68	0.90	1.25	0.72	0.04
		County Totals	0.81	1.20	0.68	0.90	1.25	0.72	0.04
Daviess	14C01	Circuit court	1.17	1.30	0.90	1.16	1.30	0.89	-0.01
	14D01	Superior Court	1.41	1.00	1.41	1.41	1.04	1.36	-0.05
		County Totals	2.58	2.30	2.31	2.58	2.34	2.25	-0.05
Dearborn	15C01	Circuit court	1.47	1.50	0.98	1.50	1.60	0.94	-0.04
	15D01	Superior Court 1	1.19	1.00	1.19	1.18	1.07	1.10	-0.09
	15D02	Superior Court 2	1.02	1.00	1.02	1.04	1.07	0.98	-0.04
		County Totals	3.68	3.50	1.05	3.72	3.73	1.00	-0.06
Decatur	16C01	Circuit court	1.47	1.00	1.47	1.35	1.00	1.35	-0.12
	16D01	Superior Court	1.51	1.00	1.51	1.63	1.00	1.63	0.12
		County Totals	2.98	2.00	1.49	2.98	2.00	1.49	0.00
DeKalb	17C01	Circuit court	0.85	1.00	0.85	0.85	1.19	0.72	-0.13
	17D01	Superior Court 1	1.41	1.00	1.41	1.37	1.06	1.29	-0.12
	17D02	Superior Court 2	0.84	1.00	0.84	0.90	1.06	0.85	0.01
		County Totals	3.10	3.00	1.03	3.12	3.31	0.94	-0.09
Delaware	18C01	Circuit court 1	1.24	1.12	1.10	1.28	1.12	1.15	0.04
	18C02	Circuit Court 2	2.70	2.52	1.07	2.70	2.52	1.07	0.00
	18C03	Circuit Court 3	1.24	1.12	1.11	1.32	1.21	1.09	-0.02
	18C04	Circuit Court 4	1.58	1.00	1.58	1.57	1.00	1.57	-0.01
	18C05	Circuit Court 5	1.12	1.24	0.91	1.14	1.24	0.92	0.02
		County Totals	7.89	7.00	1.13	8.02	7.09	1.13	0.00
Dubois	19C01	Circuit court	1.77	1.00	1.77	1.79	1.22	1.48	-0.29
	19D01	Superior Court	1.16	1.00	1.16	1.20	1.00	1.20	0.04
		County Totals	2.93	2.00	1.46	2.99	2.22	1.35	-0.11
Elkhart	20C01	Circuit court	2.63	2.00	1.31	2.68	2.05	1.30	-0.01
	20D01	Superior Court 1	2.34	2.20	1.06	2.35	2.24	1.05	-0.02
	20D02	Superior Court 2	1.44	1.20	1.20	1.57	1.24	1.26	0.06
	20D03	Superior Court 3	1.27	1.01	1.26	1.41	1.08	1.30	0.04
	20D04	Superior Court 4	1.59	1.02	1.56	1.52	1.17	1.30	-0.26
	20D05	Superior Court 5	1.91	1.43	1.34	1.87	1.51	1.24	-0.10
	20D06	Superior Court 6	2.89	2.05	1.41	2.90	2.05	1.41	0.00
		County Totals	14.07	10.91	1.29	14.29	11.34	1.26	-0.03
Fayette	21C01	Circuit court	1.19	1.00	1.19	1.15	1.11	1.03	-0.16

Temporary Adjusted Weighted Caseload Measures			2018 Weighted Caseload Measures			2018 Temporary Adjusted Weighted Caseload Measures			
County	Court	Court Name	Need	Have	Util	Need	Have	Util	Change
	21D01	Superior Court	1.14	1.00	1.14	1.16	1.16	1.00	-0.13
	County Totals		2.33	2.00	1.16	2.31	2.27	1.02	-0.15
Floyd	22C01	Circuit court	1.68	1.40	1.20	1.70	1.64	1.04	-0.17
	22D01	Superior Court 1	1.77	1.10	1.61	1.89	1.18	1.60	-0.01
	22D02	Superior Court 2	1.33	1.20	1.11	1.39	1.32	1.05	-0.06
	22D03	Superior Court 3	1.09	1.20	0.91	1.10	1.34	0.82	-0.09
	County Totals		5.88	4.90	1.20	6.08	5.48	1.11	-0.09
Fountain	23c01	Circuit court	1.48	1.40	1.06	1.52	1.54	0.99	-0.07
	County Totals		1.48	1.40	1.06	1.52	1.54	0.99	-0.07
Franklin	24C01	Circuit court 1	0.56	1.00	0.56	0.55	1.00	0.55	-0.02
	24C02	Circuit Court 2	0.58	1.00	0.58	0.58	1.00	0.58	0.00
	County Totals		1.14	2.00	0.57	1.13	2.00	0.56	-0.01
Fulton	25C01	Circuit court	1.08	1.00	1.08	1.09	1.04	1.05	-0.02
	25D01	Superior Court	0.80	1.00	0.80	0.83	1.00	0.83	0.03
	County Totals		1.87	2.00	0.94	1.92	2.04	0.94	0.01
Gibson	26C01	Circuit court	1.60	1.00	1.60	1.67	1.06	1.57	-0.02
	26D01	Superior Court	1.21	1.00	1.21	1.22	1.14	1.07	-0.14
	County Totals		2.81	2.00	1.41	2.89	2.20	1.31	-0.09
Grant	27C01	Circuit court	1.35	1.10	1.23	1.45	1.10	1.32	0.09
	27D01	Superior Court 1	1.01	1.10	0.92	1.16	1.10	1.05	0.13
	27D02	Superior Court 2	1.82	1.80	1.01	1.85	1.82	1.02	0.00
	27D03	Superior Court 3	1.20	1.00	1.20	1.17	1.05	1.11	-0.09
	County Totals		5.38	5.00	1.08	5.62	5.07	1.11	0.03
Greene	28C01	Circuit court	1.10	1.50	0.73	1.14	1.51	0.75	0.02
	28D01	Superior Court	1.18	1.50	0.78	1.19	1.50	0.80	0.01
	County Totals		2.27	3.00	0.76	2.33	3.01	0.77	0.02
Hamilton	29C01	Circuit court	1.81	1.51	1.20	1.83	1.58	1.16	-0.04
	29D01	Superior Court 1	2.51	1.82	1.38	2.55	1.96	1.30	-0.08
	29D02	Superior Court 2	1.23	1.21	1.02	1.24	1.24	0.99	-0.03
	29D03	Superior Court 3	1.99	1.45	1.37	1.91	1.49	1.28	-0.09
	29D04	Superior Court 4	1.69	1.39	1.21	1.70	1.39	1.22	0.01
	29D05	Superior Court 5	2.26	1.38	1.64	2.37	1.43	1.66	0.03
	29D06	Superior Court 6	1.20	1.24	0.97	1.24	1.24	1.00	0.03
	County Totals		12.69	10.00	1.27	12.85	10.33	1.24	-0.03
Hancock	30C01	Circuit court	1.41	1.30	1.09	1.47	1.30	1.13	0.04
	30D01	Superior Court 1	1.38	1.32	1.05	1.34	1.32	1.02	-0.03
	30D02	Superior Court 2	1.78	1.30	1.37	1.79	1.30	1.37	0.00
	County Totals		4.58	3.92	1.17	4.60	3.92	1.17	0.00
Harrison	31C01	Circuit court	1.07	1.40	0.77	1.05	1.42	0.74	-0.02
	31D01	Superior Court	1.22	1.00	1.22	1.39	1.17	1.18	-0.04
	County Totals		2.29	2.40	0.95	2.44	2.59	0.94	-0.01

Temporary Adjusted Weighted Caseload Measures			2018 Weighted Caseload Measures			2018 Temporary Adjusted Weighted Caseload Measures			
County	Court	Court Name	Need	Have	Util	Need	Have	Util	Change
Hendricks	32C01	Circuit court	1.30	1.10	1.18	1.36	1.11	1.23	0.04
	32D01	Superior Court 1	1.32	1.30	1.02	1.34	1.37	0.98	-0.04
	32D02	Superior Court 2	1.43	1.45	0.99	1.44	1.49	0.96	-0.03
	32D03	Superior Court 3	1.07	1.20	0.89	1.10	1.20	0.91	0.02
	32D04	Superior Court 4	1.34	1.45	0.92	1.41	1.50	0.94	0.02
	32D05	Superior Court 5	1.69	1.50	1.12	1.76	1.50	1.18	0.05
	County Totals			8.15	8.00	1.02	8.39	8.17	1.03
Henry	33C01	Circuit court 1	1.51	1.30	1.16	1.53	1.39	1.10	-0.07
	33C02	Circuit Court 2	1.52	1.30	1.17	1.56	1.35	1.15	-0.02
	33C03	Circuit Court 3	1.07	1.00	1.07	1.10	1.05	1.06	-0.01
	County Totals			4.10	3.60	1.14	4.19	3.79	1.11
Howard	34C01	Circuit court	2.23	1.60	1.39	2.24	1.70	1.32	-0.07
	34D01	Superior Court 1	1.68	1.00	1.68	1.70	1.10	1.54	-0.14
	34D02	Superior Court 2	1.43	1.00	1.43	1.44	1.03	1.40	-0.03
	34D03	Superior Court 3	1.26	1.00	1.26	1.29	1.00	1.29	0.03
	34D04	Superior Court 4	1.28	1.00	1.28	1.26	1.10	1.15	-0.13
	County Totals			7.87	5.60	1.41	7.93	5.93	1.34
Huntington	35C01	Circuit court	1.17	1.00	1.17	1.08	1.09	0.99	-0.18
	35D01	Superior Court	1.22	1.40	0.87	1.47	1.40	1.05	0.18
	County Totals			2.39	2.40	1.00	2.55	2.49	1.02
Jackson	36C01	Circuit court	1.31	1.00	1.31	1.30	1.12	1.16	-0.15
	36D01	Superior Court 1	1.09	1.00	1.09	1.08	1.30	0.83	-0.26
	36D02	Superior Court 2	1.07	1.40	0.77	1.08	1.42	0.76	-0.01
	County Totals			3.47	3.40	1.02	3.47	3.85	0.90
Jasper	37C01	Circuit court	1.26	1.00	1.26	1.26	1.15	1.10	-0.16
	37D01	Superior Court	0.99	1.00	0.99	1.06	1.05	1.01	0.02
	County Totals			2.25	2.00	1.13	2.32	2.19	1.06
Jay	38C01	Circuit court	0.77	1.00	0.77	0.71	1.00	0.71	-0.06
	38D01	Superior Court	0.58	1.00	0.58	0.58	1.00	0.58	0.00
	County Totals			1.35	2.00	0.67	1.29	2.00	0.64
Jefferson	39C01	Circuit court	1.48	1.00	1.48	1.50	1.11	1.35	-0.13
	39D01	Superior Court	1.47	1.00	1.47	1.47	1.20	1.23	-0.24
	County Totals			2.95	2.00	1.48	2.97	2.31	1.29
Jennings	40C01	Circuit court	1.31	1.00	1.31	1.31	1.09	1.20	-0.11
	40D01	Superior Court	1.35	1.00	1.35	1.34	1.13	1.18	-0.17
	County Totals			2.66	2.00	1.33	2.65	2.22	1.19
Johnson	41C01	Circuit court	2.47	2.20	1.12	2.74	2.20	1.25	0.12
	41D01	Superior Court 1	1.29	1.40	0.92	1.25	1.45	0.86	-0.07
	41D02	Superior Court 2	1.39	1.20	1.16	1.41	1.25	1.12	-0.03
	41D03	Superior Court 3	1.17	1.20	0.97	1.15	1.24	0.93	-0.04
	41D04	Superior Court 4	1.36	1.20	1.13	1.37	1.21	1.13	-0.01

Temporary Adjusted Weighted Caseload Measures			2018 Weighted Caseload Measures			2018 Temporary Adjusted Weighted Caseload Measures			
County	Court	Court Name	Need	Have	Util	Need	Have	Util	Change
	County Totals		7.67	7.20	1.07	7.91	7.36	1.08	0.01
Knox	42C01	Circuit court	1.48	1.00	1.48	1.51	1.11	1.36	-0.12
	42D01	Superior Court 1	1.50	1.00	1.50	1.48	1.16	1.28	-0.23
	42D02	Superior Court 2	1.11	1.00	1.11	1.12	1.00	1.12	0.00
	County Totals		4.10	3.00	1.37	4.11	3.27	1.26	-0.11
Kosciusko	43C01	Circuit court	1.55	1.00	1.55	1.56	1.11	1.40	-0.15
	43D01	Superior Court 1	1.51	1.00	1.51	1.51	1.13	1.33	-0.18
	43D02	Superior Court 2	1.23	1.00	1.23	1.34	1.04	1.29	0.06
	43D03	Superior Court 3	1.32	1.00	1.32	1.31	1.08	1.22	-0.10
	County Totals		5.61	4.00	1.40	5.72	4.37	1.31	-0.09
LaGrange	44C01	Circuit court	0.94	1.00	0.94	0.94	1.12	0.85	-0.09
	44D01	Superior Court	1.26	1.00	1.26	1.26	1.01	1.25	-0.02
	County Totals		2.20	2.00	1.10	2.21	2.13	1.04	-0.06
Lake	45C01	Circuit court	3.88	4.40	0.88	3.85	4.49	0.86	-0.03
	45D01	Superior Court, Civil 1	0.78	1.00	0.78	0.77	1.00	0.77	-0.02
	45D02	Superior Court, Civil 2	0.91	1.00	0.91	1.31	1.00	1.31	0.40
	45D03	Superior Court, Civil 3	1.24	2.00	0.62	1.29	2.14	0.60	-0.02
	45D04	Superior Court, Civil 4	0.83	1.00	0.83	-0.46	1.03	-0.45	-1.28
	45D05	Superior Court, Civil 5	1.38	2.00	0.69	1.34	2.00	0.67	-0.02
	45D06	Superior Court, Juv Div	6.20	7.50	0.83	6.25	7.53	0.83	0.00
	45D07	Superior Court, County 1	1.68	2.00	0.84	1.69	2.00	0.85	0.01
	45D08	Superior Court, County 2	2.31	2.00	1.16	2.29	2.10	1.09	-0.07
	45D09	Superior Court, County 3	2.74	2.40	1.14	2.74	2.40	1.14	0.00
	45D10	Superior Court, Civil 6	0.87	1.00	0.87	0.89	1.14	0.77	-0.09
	45D11	Superior Court, Civil 7	1.05	1.40	0.75	2.83	1.43	1.98	1.23
	45D12	Superior Court, County 4	1.42	1.30	1.09	1.41	1.30	1.08	-0.01
	45G01	Superior Court, Criminal 1	1.65	1.50	1.10	1.65	1.53	1.08	-0.02
	45G02	Superior Court, Criminal 2	1.32	1.50	0.88	1.35	1.50	0.90	0.02
	45G03	Superior Court, Criminal 3	1.29	1.50	0.86	1.30	1.50	0.87	0.00
	45G04	Superior Court, Criminal 4	1.27	1.50	0.85	1.28	1.56	0.82	-0.03
	County Totals		30.83	35.00	0.88	31.75	35.65	0.89	0.01
	LaPorte	46C01	Circuit court	2.80	3.00	0.93	3.17	3.11	1.02
46D01		Superior Court 1	1.24	1.00	1.24	1.22	1.01	1.22	-0.02
46D02		Superior Court 2	1.28	1.00	1.28	1.36	1.13	1.20	-0.07
46D03		Superior Court 3	1.07	1.00	1.07	1.08	1.13	0.95	-0.11
46D04		Superior Court 4	1.99	2.00	1.00	1.99	2.13	0.93	-0.06
County Totals		8.38	8.00	1.05	8.81	8.50	1.04	-0.01	
Lawrence	47C01	Circuit court	1.54	2.00	0.77	1.68	2.02	0.83	0.06
	47D01	Superior Court 1	0.92	1.00	0.92	0.87	1.06	0.82	-0.11
	47D02	Superior Court 2	1.22	1.00	1.22	1.28	1.08	1.19	-0.03
	County Totals		3.68	4.00	0.92	3.83	4.17	0.92	0.00

Temporary Adjusted Weighted Caseload Measures			2018 Weighted Caseload Measures			2018 Temporary Adjusted Weighted Caseload Measures			
County	Court	Court Name	Need	Have	Util	Need	Have	Util	Change
Madison	48C01	Circuit court 1	2.10	1.89	1.11	2.19	1.90	1.15	0.04
	48C02	Circuit Court 2	3.09	2.11	1.46	3.10	2.15	1.44	-0.02
	48C03	Circuit Court 3	1.69	1.70	0.99	1.52	1.84	0.83	-0.16
	48C04	Circuit Court 4	1.71	1.42	1.20	1.83	1.49	1.23	0.02
	48C05	Circuit Court 5	1.51	1.10	1.38	1.51	1.14	1.32	-0.06
	48C06	Circuit Court 6	1.45	1.83	0.79	1.56	1.86	0.84	0.04
	County Totals			11.55	10.06	1.15	11.71	10.39	1.13
Marion	49C01	Circuit court	6.38	8.20	0.78	6.35	8.38	0.76	-0.02
	49D01	Superior, Civil 1	1.51	1.80	0.84	1.78	1.83	0.97	0.13
	49D02	Superior, Civil 2	1.78	1.70	1.05	1.84	1.71	1.07	0.02
	49D03	Superior, Civil 3	1.76	1.80	0.98	1.76	1.80	0.98	0.00
	49D04	Superior, Civil 4	1.90	1.90	1.00	1.86	1.95	0.95	-0.05
	49D05	Superior, Civil 5	1.68	2.10	0.80	1.73	2.10	0.82	0.02
	49D06	Superior, Civil 6	1.85	1.70	1.09	1.74	1.70	1.02	-0.06
	49D07	Superior, Civil 7	1.71	1.77	0.96	1.74	1.80	0.97	0.01
	49D08	Superior, Probate	3.16	3.00	1.05	3.17	3.32	0.95	-0.10
	49D09	Superior, Juv Div	13.40	12.00	1.12	12.54	12.00	1.05	-0.07
	49D10	Superior, Civil 10	1.80	1.80	1.00	1.76	1.83	0.96	-0.04
	49D11	Superior, Civil 11	1.77	1.70	1.04	1.74	1.70	1.02	-0.02
	49D12	Superior, Civil 12	1.58	2.07	0.76	1.70	2.07	0.82	0.06
	49D13	Superior, Civil 13	1.74	1.70	1.02	1.75	1.70	1.03	0.01
	49D14	Superior, Civil 14	1.76	1.69	1.04	1.75	1.75	1.00	-0.04
	49G01	Superior, Criminal 1	1.79	1.83	0.98	1.98	1.83	1.08	0.10
	49G02	Superior, Criminal 2	1.75	2.01	0.87	1.91	2.07	0.92	0.05
	49G03	Superior, Criminal 3	1.68	2.17	0.77	1.81	2.19	0.83	0.05
	49G04	Superior, Criminal 4	1.69	2.58	0.65	1.87	2.60	0.72	0.07
	49G05	Superior, Criminal 5	1.73	1.74	1.00	1.86	1.74	1.07	0.07
49G06	Superior, Criminal 6	1.64	1.74	0.94	2.00	1.76	1.14	0.19	
49G07	Superior, Criminal 7	1.07	1.44	0.75	1.15	1.48	0.78	0.03	
49G08	Superior, Criminal 8	1.36	1.67	0.81	1.51	1.67	0.91	0.09	
49G09	Superior, Criminal 9	1.53	1.57	0.98	1.61	1.57	1.03	0.05	
49G10	Superior, Criminal 10	1.06	1.32	0.80	1.11	1.33	0.84	0.04	
49G12	Superior, Criminal 12	1.23	1.14	1.08	1.32	1.14	1.16	0.08	
49G13	Superior, Criminal 13, Traffic Court	3.11	1.29	2.41	2.95	1.29	2.28	-0.13	
49G14	Superior, Criminal 14	2.87	2.34	1.23	3.58	2.34	1.53	0.30	
49G15	Superior, Criminal 15	1.49	1.57	0.95	1.69	1.57	1.08	0.12	
49G16	Superior, Criminal 16	2.12	1.87	1.14	2.20	1.91	1.15	0.02	
49G17	Superior, Criminal 17	2.14	1.86	1.15	2.22	1.86	1.19	0.04	
49G18	Superior, Criminal 18	1.63	1.44	1.13	1.74	1.44	1.21	0.08	
49G19	Superior, Criminal 19	0.90	1.34	0.67	0.32	1.36	0.23	-0.44	
49G20	Superior, Criminal 20	2.05	2.14	0.96	2.38	2.14	1.11	0.15	

Temporary Adjusted Weighted Caseload Measures			2018 Weighted Caseload Measures			2018 Temporary Adjusted Weighted Caseload Measures			
County	Court	Court Name	Need	Have	Util	Need	Have	Util	Change
	49G21	Superior, Criminal 21	2.01	2.14	0.94	1.94	2.14	0.90	-0.03
	49G24	Superior, Criminal 24	1.55	1.44	1.08	1.63	1.51	1.08	0.00
	49G25	Superior, Criminal 25	1.85	1.54	1.20	1.99	1.54	1.29	0.09
	49K01	Center Twp Division	1.22	1.00	1.22	1.21	1.00	1.21	-0.01
	49K02	Decatur Twp Division	0.27	1.00	0.27	0.27	1.00	0.27	0.00
	49K03	Lawrence Twp Division	1.10	1.00	1.10	1.09	1.00	1.09	-0.01
	49K04	Perry Twp Division	0.93	1.00	0.93	0.94	1.00	0.94	0.00
	49K05	Pike Twp Division	0.72	1.00	0.72	0.72	1.00	0.72	0.00
	49K06	Warren Twp Division	0.97	1.00	0.97	0.97	1.00	0.97	0.00
	49K07	Washington Twp Division	0.80	1.00	0.80	0.80	1.00	0.80	0.00
	49K08	Wayne Twp Division	1.33	1.00	1.33	1.35	1.00	1.35	0.02
	49K09	Franklin Twp Division	0.19	1.00	0.19	0.18	1.00	0.18	-0.01
County Totals			89.57	92.11	0.97	91.51	93.12	0.98	0.01
Marshall	50C01	Circuit court	1.15	1.00	1.15	1.15	1.08	1.07	-0.08
	50D01	Superior Court 1	1.29	1.00	1.29	1.31	1.15	1.14	-0.14
	50D02	Superior Court 2	1.27	1.00	1.27	1.27	1.07	1.19	-0.08
	County Totals			3.71	3.00	1.24	3.74	3.30	1.13
Martin	51C01	Circuit court	0.87	1.00	0.87	0.89	1.09	0.82	-0.05
	County Totals			0.87	1.00	0.87	0.89	1.09	0.82
Miami	52C01	Circuit court	0.66	1.00	0.66	0.70	1.11	0.63	-0.03
	52D01	Superior Court 1	1.22	1.00	1.22	1.24	1.05	1.18	-0.05
	52D02	Superior Court 2	1.10	1.00	1.10	1.12	1.08	1.04	-0.06
	County Totals			2.98	3.00	0.99	3.05	3.24	0.94
Monroe	53C01	Circuit court 1	0.63	1.02	0.62	1.18	1.09	1.08	0.47
	53C02	Circuit Court 2	1.16	1.06	1.10	1.26	1.14	1.10	0.01
	53C03	Circuit Court 3	1.24	1.14	1.09	1.18	1.20	0.99	-0.10
	53C04	Circuit Court 4	0.78	1.08	0.72	0.98	1.10	0.89	0.17
	53C05	Circuit Court 5	1.33	1.22	1.09	1.48	1.24	1.19	0.10
	53C06	Circuit Court 6	0.76	1.20	0.63	0.74	1.32	0.56	-0.07
	53C07	Circuit Court 7	1.25	1.24	1.01	0.78	1.26	0.62	-0.39
	53C08	Circuit Court 8	0.74	1.02	0.72	0.95	1.07	0.88	0.16
	53C09	Circuit Court 9	1.08	1.02	1.06	1.11	1.08	1.02	-0.03
	County Totals			8.96	10.00	0.90	9.67	10.51	0.92
Montgomery	54C01	Circuit court	1.10	1.00	1.10	1.08	1.09	0.99	-0.11
	54D01	Superior Court 1	1.11	1.00	1.11	1.10	1.09	1.01	-0.10
	54D02	Superior Court 2	0.85	1.00	0.85	0.92	1.07	0.87	0.02
	County Totals			3.06	3.00	1.02	3.10	3.24	0.96
Morgan	55C01	Circuit court	1.25	1.25	1.00	1.24	1.26	0.98	-0.02
	55D01	Superior Court 1	1.22	1.25	0.98	1.22	1.33	0.92	-0.06
	55D02	Superior Court 2	1.01	1.25	0.81	1.05	1.26	0.83	0.02
	55D03	Superior Court 3	1.05	1.04	1.01	1.07	1.29	0.83	-0.19

Temporary Adjusted Weighted Caseload Measures			2018 Weighted Caseload Measures			2018 Temporary Adjusted Weighted Caseload Measures			
County	Court	Court Name	Need	Have	Util	Need	Have	Util	Change
		County Totals	4.53	4.79	0.95	4.58	5.15	0.89	-0.06
Newton	56C01	Circuit court	0.39	1.00	0.39	0.40	1.00	0.40	0.01
	56D01	Superior Court	0.60	1.00	0.60	0.60	1.00	0.60	0.00
		County Totals	0.99	2.00	0.49	1.00	2.00	0.50	0.01
Noble	57C01	Circuit court	1.06	1.00	1.06	0.94	1.11	0.85	-0.21
	57D01	Superior Court 1	1.29	1.00	1.29	1.31	1.04	1.26	-0.02
	57D02	Superior Court 2	1.09	1.00	1.09	1.13	1.12	1.01	-0.09
		County Totals	3.44	3.00	1.15	3.38	3.27	1.03	-0.11
Ohio	58C01	Circuit court	0.37	0.50	0.74	0.38	0.51	0.75	0.02
		County Totals	0.37	0.50	0.74	0.38	0.51	0.75	0.02
Orange	59C01	Circuit court	0.91	1.00	0.91	0.96	1.13	0.85	-0.06
	59D01	Superior Court	0.94	1.00	0.94	0.95	1.06	0.90	-0.04
		County Totals	1.85	2.00	0.92	1.91	2.20	0.87	-0.05
Owen	60C01	Circuit court 1	0.79	1.00	0.79	0.80	1.01	0.79	0.01
	60C02	Circuit Court 2	0.91	1.30	0.70	1.19	1.32	0.90	0.21
		County Totals	1.69	2.30	0.74	1.99	2.33	0.85	0.12
Parke	61C01	Circuit court	1.41	1.00	1.41	1.45	1.06	1.37	-0.04
		County Totals	1.41	1.00	1.41	1.45	1.06	1.37	-0.04
Perry	62C01	Circuit court	1.82	2.00	0.91	1.81	2.00	0.91	0.00
		County Totals	1.82	2.00	0.91	1.81	2.00	0.91	0.00
Pike	63C01	Circuit court	1.38	1.50	0.92	1.35	1.54	0.88	-0.04
		County Totals	1.38	1.50	0.92	1.35	1.54	0.88	-0.04
Porter	64C01	Circuit court	2.68	2.20	1.22	2.56	2.28	1.12	-0.10
	64D01	Superior Court 1	1.95	2.20	0.89	1.98	2.22	0.89	0.01
	64D02	Superior Court 2	1.94	2.20	0.88	1.98	2.20	0.90	0.02
	64D03	Superior Court 3	1.38	1.10	1.26	1.28	1.21	1.06	-0.20
	64D04	Superior Court 4	1.44	1.10	1.31	1.47	1.15	1.28	-0.03
	64D06	Superior Court 6	1.16	1.10	1.06	1.29	1.10	1.18	0.12
		County Totals	10.56	9.90	1.07	10.56	10.17	1.04	-0.03
Posey	65C01	Circuit court	0.78	1.00	0.78	0.81	1.08	0.75	-0.04
	65D01	Superior Court	0.65	1.00	0.65	0.64	1.05	0.61	-0.05
		County Totals	1.44	2.00	0.72	1.45	2.13	0.68	-0.04
Pulaski	66C01	Circuit court	0.51	1.00	0.51	0.60	1.01	0.60	0.09
	66D01	Superior Court	0.63	1.00	0.63	0.66	1.17	0.56	-0.07
		County Totals	1.14	2.00	0.57	1.26	2.18	0.58	0.01
Putnam	67C01	Circuit court	1.18	1.01	1.16	1.20	1.10	1.09	-0.07
	67D01	Superior Court	1.37	1.00	1.37	1.40	1.17	1.19	-0.18
		County Totals	2.55	2.01	1.27	2.60	2.27	1.14	-0.12
Randolph	68C01	Circuit court	0.81	1.00	0.81	0.80	1.01	0.79	-0.01
	68D01	Superior Court	0.89	1.00	0.89	0.84	1.03	0.81	-0.08
		County Totals	1.69	2.00	0.85	1.64	2.04	0.80	-0.05

Temporary Adjusted Weighted Caseload Measures			2018 Weighted Caseload Measures			2018 Temporary Adjusted Weighted Caseload Measures			
County	Court	Court Name	Need	Have	Util	Need	Have	Util	Change
Ripley	69C01	Circuit court	1.08	1.00	1.08	0.97	1.10	0.88	-0.20
	69D01	Superior Court	0.79	1.00	0.79	0.92	1.05	0.88	0.09
	County Totals		1.87	2.00	0.93	1.89	2.14	0.88	-0.05
Rush	70C01	Circuit court	0.73	1.00	0.73	0.75	1.03	0.73	0.00
	70D01	Superior Court	0.78	1.00	0.78	0.77	1.02	0.75	-0.03
	County Totals		1.51	2.00	0.76	1.52	2.05	0.74	-0.01
St. Joseph	71C01	Circuit court	3.44	4.00	0.86	3.48	4.07	0.85	-0.01
	71D01	Superior Court 1	1.63	1.50	1.09	1.80	1.56	1.16	0.07
	71D02	Superior Court 2	1.46	1.50	0.97	1.45	1.56	0.93	-0.04
	71D03	Superior Court 3	1.40	1.50	0.93	1.42	1.55	0.91	-0.02
	71D04	Superior Court 4	1.29	1.50	0.86	1.32	1.55	0.85	-0.01
	71D05	Superior Court 5	1.72	1.50	1.14	1.76	1.55	1.14	0.00
	71D06	Superior Court 6	1.41	1.50	0.94	1.37	1.56	0.88	-0.06
	71D07	Superior Court 7	1.32	1.50	0.87	1.40	1.52	0.92	0.04
	71D08	Superior Court 8	1.41	1.50	0.94	1.46	1.54	0.95	0.02
	71J01	Probate Court	3.90	4.00	0.98	3.91	4.25	0.92	-0.06
County Totals		18.98	20.03	0.95	19.38	20.70	0.94	-0.01	
Scott	72C01	Circuit court	1.75	1.10	1.59	1.71	1.35	1.26	-0.33
	72D01	Superior Court	1.04	1.02	1.02	1.06	1.24	0.85	-0.17
	County Totals		2.79	2.12	1.31	2.76	2.59	1.07	-0.25
Shelby	73C01	Circuit court	1.13	1.30	0.87	1.20	1.30	0.92	0.05
	73D01	Superior Court 1	1.42	1.30	1.09	1.43	1.38	1.04	-0.05
	73D02	Superior Court 2	1.22	1.30	0.94	1.24	1.35	0.92	-0.01
	County Totals		3.76	3.90	0.97	3.87	4.03	0.96	0.00
Spencer	74C01	Circuit court	1.47	1.00	1.47	1.47	1.04	1.41	-0.06
	County Totals		1.47	1.00	1.47	1.47	1.04	1.41	-0.06
Starke	75C01	Circuit court	1.65	2.00	0.83	1.53	2.01	0.76	-0.06
	County Totals		1.65	2.00	0.83	1.53	2.01	0.76	-0.06
Steuben	76C01	Circuit court	1.31	1.60	0.82	1.32	1.60	0.83	0.01
	76D01	Superior Court	0.90	1.40	0.65	0.90	1.41	0.64	-0.01
	County Totals		2.22	3.00	0.74	2.23	3.01	0.74	0.00
Sullivan	77C01	Circuit court	1.25	1.50	0.83	1.06	1.50	0.71	-0.12
	77D01	Superior Court	0.67	1.00	0.67	0.71	1.09	0.65	-0.01
	County Totals		1.92	2.50	0.77	1.77	2.59	0.68	-0.08
Switzerland	78C01	Circuit court	0.78	1.00	0.78	0.80	1.02	0.79	0.01
	County Totals		0.78	1.00	0.78	0.80	1.02	0.79	0.01
Tippecanoe	79C01	Circuit court	1.44	1.23	1.17	1.56	1.29	1.21	0.04
	79D01	Superior Court 1	1.35	1.11	1.22	1.41	1.16	1.21	-0.01
	79D02	Superior Court 2	1.47	1.18	1.25	1.51	1.62	0.94	-0.31
	79D03	Superior Court 3	1.83	2.42	0.76	1.81	2.45	0.74	-0.02
	79D04	Superior Court 4	2.26	1.25	1.81	2.31	1.40	1.66	-0.15

Temporary Adjusted Weighted Caseload Measures			2018 Weighted Caseload Measures			2018 Temporary Adjusted Weighted Caseload Measures			
County	Court	Court Name	Need	Have	Util	Need	Have	Util	Change
	79D05	Superior Court 5	1.87	1.16	1.61	6.61	1.27	5.18	3.57
	79D06	Superior Court 6	2.00	1.13	1.77	2.02	1.14	1.77	0.00
	County Totals		12.23	9.48	1.29	17.23	10.33	1.67	0.38
Tipton	80C01	Circuit court	0.95	1.00	0.95	0.96	1.08	0.89	-0.07
	County Totals		0.95	1.00	0.95	0.96	1.08	0.89	-0.07
Union	81C01	Circuit court	0.43	1.00	0.43	0.44	1.00	0.44	0.01
	County Totals		0.43	1.00	0.43	0.44	1.00	0.44	0.01
Vanderburgh	82C01	Circuit court	4.28	3.00	1.43	4.20	3.28	1.28	-0.15
	82D01	Superior Court 1	2.25	1.75	1.29	2.35	1.89	1.24	-0.04
	82D02	Superior Court 2	1.89	1.20	1.58	1.99	1.26	1.59	0.01
	82D03	Superior Court 3	1.94	1.50	1.30	2.23	1.58	1.41	0.12
	82D04	Superior Court 4	3.24	2.30	1.41	3.27	2.36	1.38	-0.02
	82D05	Superior Court 5	2.21	1.75	1.26	2.24	1.89	1.18	-0.08
	82D06	Superior Court 6	2.20	1.75	1.26	2.30	1.87	1.23	-0.03
	82D07	Superior Court 7	2.23	1.75	1.28	2.34	1.83	1.28	0.01
County Totals		20.25	15.00	1.35	20.93	15.96	1.31	-0.04	
Vermillion	83C01	Circuit court	1.24	1.00	1.24	1.25	1.10	1.14	-0.11
	County Totals		1.24	1.00	1.24	1.25	1.10	1.14	-0.11
Vigo	84C01/D03	Circuit/superior 3	3.26	2.20	1.48	3.24	2.30	1.41	-0.07
	84D01	Superior Court 1	1.24	1.05	1.18	1.27	1.06	1.20	0.01
	84D02	Superior Court 2	1.15	1.00	1.15	1.11	1.03	1.07	-0.08
	84D04	Superior Court 4	1.54	1.00	1.54	1.53	1.08	1.42	-0.13
	84D05	Superior Court 5	1.11	1.00	1.11	1.11	1.09	1.02	-0.09
	84D06	Superior Court 6	1.24	1.00	1.24	1.27	1.05	1.22	-0.02
	County Totals		9.55	7.25	1.32	9.53	7.60	1.25	-0.06
Wabash	85C01	Circuit court	1.24	1.00	1.24	1.24	1.07	1.15	-0.09
	85D01	Superior Court	1.26	1.00	1.26	1.25	1.09	1.14	-0.11
	County Totals		-2.50	-2.00	1.25	-2.49	-2.17	1.15	-0.10
Warren	86C01	Circuit court	0.59	1.00	0.59	0.67	1.05	0.63	0.04
	County Totals		0.59	1.00	0.59	0.67	1.05	0.63	0.04
Warrick	87C01	Circuit court	1.40	1.20	1.16	1.38	1.32	1.04	-0.12
	87D01	Superior Court 1	1.68	1.40	1.20	1.68	1.50	1.13	-0.08
	87D02	Superior Court 2	1.36	1.40	0.97	1.33	1.40	0.95	-0.02
	County Totals		4.44	4.00	1.11	4.39	4.22	1.04	-0.07
Washington	88C01	Circuit court	0.95	1.00	0.95	1.08	1.05	1.03	0.08
	88D01	Superior Court	1.11	1.00	1.11	1.04	1.01	1.03	-0.08
	County Totals		2.06	2.00	1.03	2.12	2.06	1.03	0.00
Wayne	89C01	Circuit court	1.12	1.10	1.02	1.07	1.12	0.96	-0.06
	89D01	Superior Court 1	1.17	1.10	1.06	1.22	1.16	1.05	-0.01
	89D02	Superior Court 2	1.14	1.10	1.04	1.17	1.10	1.06	0.03
	89D03	Superior Court 3	1.55	2.00	0.77	1.56	2.00	0.78	0.01

Temporary Adjusted Weighted Caseload Measures			2018 Weighted Caseload Measures			2018 Temporary Adjusted Weighted Caseload Measures			
County	Court	Court Name	Need	Have	Util	Need	Have	Util	Change
	County Totals		4.98	5.30	0.94	5.02	5.38	0.93	-0.01
Wells	90C01	Circuit court	0.93	1.00	0.93	0.94	1.08	0.87	-0.05
	90D01	Superior Court	0.86	1.00	0.86	0.84	1.12	0.75	-0.11
	County Totals		1.79	2.00	0.89	1.78	2.20	0.81	-0.08
White	91C01	Circuit court	0.74	1.00	0.74	0.76	1.05	0.72	-0.01
	91D01	Superior Court	0.74	1.00	0.74	0.75	1.02	0.73	-0.01
	County Totals		1.48	2.00	0.74	1.50	2.07	0.73	-0.01
Whitley	92C01	Circuit court	1.11	1.01	1.10	1.12	1.19	0.93	-0.17
	92D01	Superior Court	1.06	1.00	1.06	1.05	1.06	0.99	-0.07
	County Totals		2.17	2.01	1.08	2.17	2.26	0.96	-0.12
State Totals			498.7	474.6	1.05	513.4	494.1	1.04	-0.01

Caseload Allocation Plans

IOCS, per Administrative Rule 1, reviews caseload allocation plans every year for certain Indiana counties based on a schedule set forth by the rule. These plans detail which types of cases are assigned to a given court. The review, based on the statistical data collected, ensures that the courts of record in the scheduled counties have an even distribution of judicial workload. Counties must submit new plan or resubmit existing plans, if no changes are required, every two years.

Review of Disciplinary Grievances

IOCS's staff conducts preliminary investigations when disciplinary grievances are filed against members, or staff, of the Indiana Supreme Court Disciplinary Commission. In 2018, there were two requests for investigation referred to our office, both against an employee of the Commission. The IOCS staff attorney assigned to review and investigate these complaints found that neither raised a substantial question of misconduct and recommended dismissal.

Commercial Court Pilot Project

The Commercial Court Pilot Project was established by Supreme Court order on January 20, 2016 and launched on June 1, 2016 for a 3-year term. Commercial courts are designed to promote efficient resolution of business disputes by reducing litigation costs and promoting earlier and more frequent settlement of cases. This pilot developed interim Commercial Court Rules and specialized trial court dockets to handle complex business litigation when agreed by the parties. The six specially trained judges that are part of the pilot are:

- Judge Craig Bobay, Allen Superior Court – Civil Division
- Judge Stephen Bowers, Elkhart Superior Court 2
- Judge Richard D’Amour, Vanderburgh Superior Court
- Judge Maria Granger, Floyd Superior Court 3
- Judge John Sedia, Lake Superior Court
- Judge Heather Welch, Marion Superior Court, Civil Division 1

Four attorneys have been hired as clerks to aid these judges’ efficiency. In 2018, the number of commercial court cases filed grew to 176. The majority of cases involve breach of contract, and most cases before the courts tend to fall under discreet categories of business disputes, which allow the courts to rely on prior research to assist in ruling on similar matters.

Since the inception of the pilot, according to the U.S. Chamber of Commerce’s Institute for Legal Reform Pilot, Indiana has risen from 18th to 15th best court system for business litigants in the country. Given the success of the pilot, the pilot judges, along with a working group of attorneys, professors, and the Indiana Chamber of Commerce, are tirelessly working to convert this pilot project to a permanent staple in the court system that will serve the litigants, businesses, and citizens of Indiana.

Court Reporter Services

Indiana trial court reporters are responsible for keeping the record of proceedings and preparing a transcript when requested. They typically have other court-related responsibilities in addition to court reporting duties. Reporters are county employees, but most also derive additional income from the preparation of transcripts.

Parties involved in using our local courts often need a transcript of the court proceedings for preparing an appeal or for reviewing the events that occurred in court. The timely preparation of transcripts is an important element of the appellate process.

The Indiana Supreme Court must approve any amendments to local court rules impacting court reporters under Administrative Rule 15. Two counties, Decatur and Knox, have adopted local court rules whereby all court reporting transcription work is now performed by contract with outside transcribers.

Because local court rules dictate the amount allowed to be charged, transcript preparation rates fluctuate from a low of \$3.25 to a high of \$7.50 per page. There were 500 court reporters who filed a report of additional income earned from transcription services.

The total income reported for 2018 was \$1,446,014, for an average transcript income of \$2,892 per reporter.

Court Reporter Transcript Fees

Court Reporters prepare transcripts under three categories:

- State indigent transcript – a transcript that is paid for from state funds and is for the use on behalf of a litigant who has been declared indigent by a court.
- County indigent transcript – a transcript that is paid for from county funds and is for the use on behalf of a litigant who has been declared indigent by a court.
- Private Transcript – a transcript, including but not limited to a deposition transcript, which is paid for by a private party.

County Court Reporter Fees by Page

County Name	Effective Date	Maximum State Indigent Transcript	Maximum County Indigent Transcript	Maximum Private Transcript	Maximum Copy Rate	Maximum Expedited Transcript
Adams	7/1/2011	\$5.00	\$5.00	\$5.00	\$1.00	\$8.00 / 7 days \$8.50 / 24 hours
Allen	4/1/2018	\$5.25	\$5.25	\$5.25	\$1.00	\$7.50
Bartholomew	7/1/2018	\$5.00	\$5.00	\$5.00	\$1.00	\$5.50 / 5 days \$6.50 / 24 hours
Benton	12/4/2004	\$3.75	\$3.75	\$3.75	\$1.00	\$7.00 / 14 days \$10.00 / 7 days
Blackford	7/1/2014	\$4.25	\$4.25	\$4.25		\$6.25 / 3 days \$7.25 / 24 hours
Boone	1/1/2009	\$4.25	\$4.25	\$4.25		\$8.50
Brown	1/1/2016	\$4.00	\$4.00	\$4.00	Private cost of paper used at a per page cost	\$5.00 / 3 days \$6.00 / 24 hours
Carroll	5/11/2013	\$4.00	\$4.00	\$4.00		\$6.00 / 7 days
Cass	1/1/2017	\$5.00	\$5.00	\$5.00		
Clark	1/1/2012	\$5.50	\$5.50	\$5.50		\$12.50 / 24 hours \$10.00 / 3 days
Clay	1/1/2012	\$4.00	\$4.00	\$4.00		\$6.50 / 24 hours \$5.00 / 3 days
Clinton	7/28/2017	\$5.00	\$5.00	\$5.00 \$6.00 when hearing was held in excess of 4 years prior to the request		\$7.00 / 5 days
Crawford	8/28/2007	\$5.00	\$5.00	\$5.00		\$10 / 24 hours \$7 / 3 days
Daviess	1/1/2016	\$4.50	\$4.50	\$4.50	\$1.00	\$6.00 / 7 days
Dearborn	3/3/2015	\$0	\$0	\$4.50 \$2.25 per page for a copy	\$1.00 Indigent \$2.25 Private	\$5.00
Decatur	1/1/2017	\$4.25/45 days for standard appeal, \$4.25/30 days for non-appeal	\$4.25 / 45 days for standard appeal, \$4.25/30 days for non-appeal	\$4.25/45 days for standard appeal, \$4.25/30 days for non-appeal		\$5.25 / 14 days \$6.00 / 7 days \$7.50 / 3 days \$8.50 / 1 day
DeKalb	7/1/2017	\$5.00	\$5.00	\$6.00		\$6.00 / 5 days
Delaware	7/13/2018	\$4.50	\$4.50	\$4.75	\$1.00	\$6.75 / 3 days \$7.75 / 24 hours
Dubois	7/26/2004	\$4/appeal \$3.50/other	\$4/appeal \$3.50/other	\$4/appeal \$3.50/other		
Elkhart	5/1/2017	\$4.00	\$4.00	\$4.00	\$2.00	\$6.00
Fayette	1/1/2010	\$3.75	\$3.75	\$3.75	\$1.00	
Floyd	1/1/2012	\$5.50	\$5.50	\$5.50	\$2.75	\$10.00 / 24 hours \$8.50 over 50 pages
Fountain	10/20/2003	\$3.50	\$3.50	\$3.50		\$3.50
Franklin	1/5/2008	\$4.00	\$4.00	\$4.00		
Fulton	5/27/1998	\$3.50	\$0	\$3.50		
Gibson	11/12/2002	\$7.50	\$7.50	\$7.50		
Grant	1/1/2001	\$4.50	\$4.50	\$4.50		

County Name	Effective Date	Maximum State Indigent Transcript	Maximum County Indigent Transcript	Maximum Private Transcript	Maximum Copy Rate	Maximum Expedited Transcript
Greene	3/15/2017	\$4.00	\$4.00	\$4.00	\$1.00	\$5.50
Hamilton	10/4/2018	\$5.25	\$5.25	\$5.25		
Hancock	10/1/2018			\$5.50	\$3.35	
Harrison	1/5/2008	\$5.00	\$5.00	\$5.00	\$2.50	\$8.50 / 24 hours \$7.50 / 5 days
Hendricks	1/1/2016	\$4.75	\$4.75	\$4.75		\$5.25
Henry	8/26/2006	\$0	\$0	\$4.00		
Howard	2/28/2006	\$4.00	\$4.00	\$4.00		
Huntington	1/1/2010	\$3.50	\$3.50	\$4.00		
Jackson	7/29/2008	\$4.00	\$4.00	\$4.00		
Jasper	12/15/1998	\$3.50	\$3.50	\$3.50	\$1.00	\$7.50
Jay	7/1/1998	\$3.50	\$3.50	\$3.50		
Jefferson	8/31/2007	\$5.00	\$5.00	\$4.50	\$2.50	\$8.00 / 24 hours \$6.50 / 3 days
Jennings	7/1/2011	\$5.00	\$5.00	\$5.00		\$6.00 / 3 days
Johnson	5/1/2013	\$5.00	\$5.00	\$5.00	\$1.00	\$6.25
Knox	1/1/2017	\$4.25/45 days for standard appeal, \$4.25/30 days for non-appeal	\$4.25/45 days for standard appeal, \$4.25/30 days for non-appeal	\$4.25/45 days for standard appeal, \$4.25/30 days for non-appeal		\$5.25 / 14 days \$6.00 / 7 days \$7.50 / 3 days \$8.50 / 1 day
Kosciusko	12/21/2018	\$4.50	\$4.00	\$4.50		\$5.00
LaGrange	6/15/2016	\$4.50	\$4.50	\$4.50	fee per page is amount charged for copies by the Clerk of that Court	\$7.00 / 5 days
Lake	1/1/2011	\$4.00	\$4.00	\$4.25	\$2.00 per page for additional transcript copy	\$4.00 / County \$5.50 / Private
LaPorte	10/1/2016	\$4.75	\$4.75	\$5.25		\$8.00
Lawrence	12/01/2017	\$5.00	\$5.00	\$5.50	\$2.00	
Madison	1/28/2018	\$4.80	\$4.80	\$4.80	\$1.00	\$5.80 / 14 days \$6.50 / 7 days \$7.50 / 3 days \$8.50 / 1 day
Marion	11/3/2016	\$4.00	\$4.00	\$4.50	\$1.00	\$5.50 / 7 days \$8.00 / daily
Marshall	1/1/2010	\$3.50	\$3.50	\$3.50		\$5.50 / 24 hours \$4.50 / 72 hours
Martin	7/1/2011	\$4.75	\$4.75	\$4.75	\$4.75	\$6.00 / 3 days
Miami	3/1/2017	\$4.00	\$4.00	\$5.00		Additional \$1.50 per page within 14 days
Monroe	7/10/2018	\$4.50	\$4.50	\$5.50	\$2.50	\$9.00 / 7 days \$8.00 / 14 days \$7.00 / 23 days
Montgomery	01/01/2011	\$4.00	\$4.00	\$4.00		\$6.00 / 2 weeks \$5.00 / 4 weeks
Morgan	1/1/2009	\$5.00	\$5.00	\$5.00	\$1.50	\$6.50 / 14 days
Newton	9/18/2017	\$3.50	\$3.50	\$3.50		\$6.00 / 24 hours \$5.00 / 5 days
Noble	5/15/2018	\$5.00	\$5.00	\$5.00		\$7.50 / 5 days

County Name	Effective Date	Maximum State Indigent Transcript	Maximum County Indigent Transcript	Maximum Private Transcript	Maximum Copy Rate	Maximum Expedited Transcript
Ohio	6/16/2015	\$0.00	\$0.00	\$4.50	\$1.00 indigent \$2.25 private	\$5.00 / 30 days
Orange	12/18/2018	\$5.50	\$5.50	\$5.50		\$10.50 / 24 hours \$7.50 / 3 days
Owen	1/24/2002	\$4.00	\$4.00	\$4.00		
Parke	1/9/2018	\$4.50	\$4.50	\$4.50	\$2.00	\$8.50 / 24 hours \$7.00 / 3 days
Perry	1/1/2009	\$4.50	\$4.50	\$4.50		
Pike	10/7/2002	\$4.25	\$4.25	\$4.25		
Porter	3/1/2017	\$4.25	\$4.75	\$5.75	\$2.50	\$9.00
Posey	9/20/2006	\$4.00	\$4.00	\$4.00	\$1.00	\$8.00
Pulaski	1/1/2011	\$4.00	\$4.00	\$4.00		
Putnam	7/1/2017	\$4.50	\$4.50	\$5.00		
Randolph	2/11/2013	\$4.25	\$4.25	\$4.50	1/2 of per page fee	\$6.25 / 3 days \$7.25 / 24 hours
Ripley	1/1/2010	\$5.00	\$5.00	\$5.00	\$1.75	\$6.50 / 5 days
Rush	1/1/2002	\$3.50	\$3.50	\$3.50	\$1.25	
Saint Joseph	1/1/2010	\$3.50	\$3.50	\$3.50	\$1.50	\$6.00 overnight \$4.50 / 3 days
Scott	1/1/2017	\$5.50	\$5.50	\$5.50		\$10.50 / 24 hours \$7.50 / 3 days
Shelby	7/1/2017	\$5.50	\$5.50	\$5.50	\$1.75	\$9.00
Spencer	4/1/2017	\$5.00	\$5.00	\$5.00	\$2.00	\$7.50 / 10 days
Starke	3/7/2007	\$3.25	\$3.25	\$3.25		
Steuben	9/18/2017	\$5.00	\$5.00	\$5.00		
Sullivan	1/1/2013	\$4.75	\$4.75	\$4.75	1/2 cost of original transcript	\$11.00 / 3 days
Switzerland	4/1/2009	\$3.50	\$3.50	\$3.50	\$1.75	
Tippecanoe	4/7/2017	\$4.50	\$4.50	\$4.50	\$1.00	\$8.50 / 24 hours \$7.50 / 5 days \$10.00 / over 150 in 15 days
Tipton	6/1/1998	\$3.25	\$3.25	\$3.25		
Union	3/15/2008	\$4.00	\$4.00	\$4.00	\$1.00	
Vanderburgh	1/1/2008	\$4.25	\$4.25	\$4.25	\$1.50	\$5.75 / 10 days
Vermillion	1/1/2013	\$4.00	\$4.00	\$4.00	\$2.00	\$7.00 / 24 hours \$5.50 / 3 days
Vigo	1/1/2017	\$4.50	\$4.50	\$4.50		\$7.00 / 24 hours
Wabash	9/1/2015	\$4.50	\$4.50	\$5.00	\$0.10	\$6.00 / 10 days
Warren	2/21/2018	\$3.50	\$3.50	\$3.50	\$1.00	
Warrick	1/1/2009	\$4.00	\$4.00	\$4.00	\$1.00	\$2.00 / 10 days
Washington	2/15/2018	\$5.50	\$5.50	\$5.50		\$9.00 / 24 hours \$7.00 / 3 days
Wayne	1/1/2013	\$4.00	\$4.00	\$4.00	\$1.00	
Wells	1/1/2018	\$4.50	\$4.50	\$4.50	\$1.00	
White	6/1/1998			\$4.00		
Whitley	7/1/2017	\$4.50	\$4.50	\$4.50	\$1.25	

2018 Court Reporter Income by County

Court reporters are required to report annually the total money generated for the preparation of transcripts for hearings and appeals. This is income in addition to the court reporter's salary.

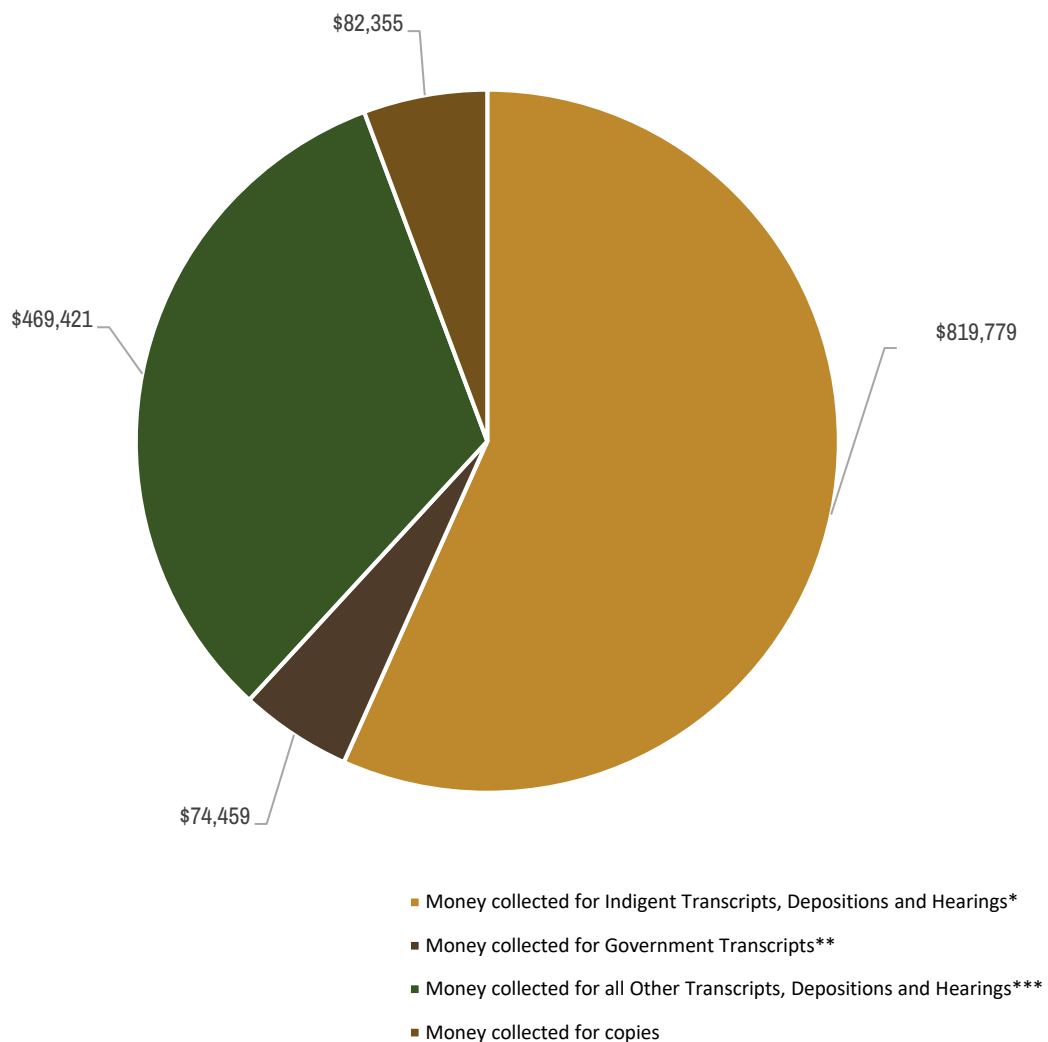
County Name	Number of Court Reporters	Money Generated for Indigent Transcripts, Depositions and Hearings	Money Generated for Government Transcripts	Money Generated for all other Transcripts, Depositions and Hearings	Total Money Generated (Transcripts Depositions and Hearings)	Money Generated for Copies	Total Money Generated (All Sources)
Adams	5	\$1,540	\$0	\$605	\$2,145	\$0	\$2,145
Allen	10	\$1,676	\$160	\$5,165	\$7,001	\$188	\$7,189
Bartholomew	10	\$7,945	\$8,969	\$4,780	\$21,694	\$0	\$21,694
Benton	2	\$795	\$0	\$1,944	\$2,739	\$0	\$2,739
Blackford	3	\$1,842	\$0	\$0	\$1,842	\$0	\$1,842
Boone	3	\$1,620	\$0	\$344	\$1,964	\$711	\$2,675
Brown	3	\$8,270	\$150	\$904	\$9,324	\$0	\$9,324
Carroll	4	\$6,428	\$0	\$1,419	\$7,847	\$0	\$7,847
Cass	4	\$5,835	\$0	\$18,601	\$24,436	\$6,783	\$31,219
Clark	1	\$0	\$0	\$0	\$0	\$0	\$0
Clay	2	\$8,065	\$72	\$4,088	\$12,225	\$2,042	\$14,267
Clinton	5	\$17,102	\$565	\$9,734	\$27,401	\$1,094	\$28,495
Crawford	1	\$8,333	\$0	\$468	\$8,801	\$876	\$9,677
Daviess	6	\$175	\$0	\$575	\$749	\$0	\$749
Dearborn	5	\$5,461	\$1,190	\$3,996	\$10,647	\$725	\$11,372
Decatur	4	\$0	\$0	\$0	\$0	\$0	\$0
DeKalb	4	\$2,951	\$245	\$5,903	\$9,099	\$0	\$9,099
Delaware	15	\$43,879	\$758	\$13,835	\$58,471	\$105	\$58,576
Dubois	11	\$1,635	\$0	\$1,222	\$2,856	\$155	\$3,011
Elkhart	10	\$11,830	\$5,173	\$16,513	\$33,516	\$1,264	\$34,780
Floyd	4	\$9,810	\$160	\$1,046	\$11,016	\$0	\$11,016
Fountain	2	\$0	\$0	\$0	\$0	\$0	\$0
Franklin	3	\$0	\$0	\$428	\$428	\$0	\$428
Fulton	2	\$613	\$63	\$1,052	\$1,728	\$266	\$1,994
Gibson	5	\$0	\$0	\$0	\$0	\$0	\$0
Grant	6	\$29,916	\$2,093	\$3,072	\$35,080	\$3,325	\$38,405
Greene	8	\$7,740	\$0	\$232	\$7,972	\$0	\$7,972
Hamilton	11	\$10,808	\$14,208	\$31,383	\$56,399	\$752	\$57,151
Hancock	8	\$25,543	\$510	\$10,846	\$36,899	\$5,139	\$42,038
Harrison	6	\$0	\$0	\$3,357	\$3,357	\$0	\$3,357
Hendricks	15	\$50,054	\$0	\$16,272	\$66,327	\$713	\$67,040
Henry	2	\$790	\$0	\$243	\$1,033	\$0	\$1,033
Howard	2	\$3,456	\$0	\$4,202	\$7,658	\$0	\$7,658
Huntington	2	\$16,420	\$696	\$3,112	\$20,227	\$0	\$20,227
Jackson	9	\$0	\$0	\$0	\$0	\$0	\$0

County Name	Number of Court Reporters	Money Generated for Indigent Transcripts, Depositions and Hearings	Money Generated for Government Transcripts	Money Generated for all other Transcripts, Depositions and Hearings	Total Money Generated (Transcripts Depositions and Hearings)	Money Generated for Copies	Total Money Generated (All Sources)
Jasper	3	\$3,799	\$47	\$2,292	\$6,138	\$264	\$6,402
Jay	1	\$0	\$0	\$98	\$98	\$0	\$98
Jefferson	1	\$8,377	\$985	\$1,440	\$10,802	\$2,707	\$13,509
Jennings	6	\$540	\$0	\$645	\$1,185	\$0	\$1,185
Johnson	6	\$6,275	\$1,862	\$13,259	\$21,395	\$937	\$22,332
Knox	7	\$0	\$0	\$0	\$0	\$0	\$0
Kosciusko	4	\$4,940	\$276	\$3,852	\$9,068	\$0	\$9,068
LaGrange	2	\$0	\$0	\$0	\$0	\$0	\$0
Lake	19	\$29,663	\$2,730	\$19,372	\$51,764	\$9,986	\$61,751
LaPorte	5	\$27,527	\$478	\$11,938	\$39,943	\$778	\$40,721
Lawrence	6	\$6,350	\$0	\$8,166	\$14,516	\$0	\$14,516
Madison	3	\$2,156	\$1,278	\$131	\$3,565	\$215	\$3,780
Marion	62	\$150,995	\$5,115	\$106,989	\$263,099	\$11,923	\$275,022
Marshall	3	\$1,636	\$249	\$2,741	\$4,625	\$57	\$4,682
Martin	3	\$0	\$0	\$0	\$0	\$0	\$0
Miami	3	\$1,372	\$0	\$120	\$1,492	\$0	\$1,492
Monroe	23	\$18,326	\$1,025	\$3,449	\$22,800	\$354	\$23,154
Montgomery	3	\$8,602	\$0	\$1,479	\$10,081	\$0	\$10,081
Morgan	5	\$4,175	\$8,935	\$2,859	\$15,969	\$0	\$15,969
Newton	2	\$4,317	\$210	\$3,603	\$8,129	\$1,074	\$9,203
Noble	3	\$4,150	\$175	\$3,246	\$7,571	\$0	\$7,571
Orange	4	\$9,935	\$0	\$4,646	\$14,581	\$5,787	\$20,368
Owen	2	\$2,576	\$416	\$36	\$3,028	\$58	\$3,086
Parke	2	\$17,196	\$554	\$4,215	\$21,965	\$0	\$21,965
Perry	2	\$921	\$0	\$1,651	\$2,572	\$0	\$2,572
Pike	3	\$4,995	\$164	\$34	\$5,193	\$0	\$5,193
Porter	7	\$9,208	\$2,393	\$32,646	\$44,247	\$4,145	\$48,392
Posey	5	\$2,016	\$0	\$404	\$2,420	\$225	\$2,645
Pulaski	2	\$844	\$92	\$1,531	\$2,467	\$0	\$2,467
Putnam	5	\$2,542	\$720	\$2,021	\$5,283	\$584	\$5,867
Randolph	4	\$10,301	\$0	\$0	\$10,301	\$5,205	\$15,506
Ripley	4	\$15,407	\$200	\$7,058	\$22,664	\$0	\$22,664
Rush	2	\$256	\$536	\$826	\$1,617	\$0	\$1,617
Scott	3	\$311	\$0	\$2,080	\$2,391	\$0	\$2,391
Shelby	2	\$0	\$1,119	\$1,240	\$2,359	\$0	\$2,359
Spencer	3	\$8,620	\$231	\$4,443	\$13,294	\$3,744	\$17,038
St. Joseph	12	\$26,193	\$1,390	\$11,796	\$39,378	\$2,893	\$42,271
Starke	1	\$0	\$0	\$0	\$0	\$0	\$0
Steuben	4	\$6,465	\$0	\$8,046	\$14,511	\$690	\$15,201

County Name	Number of Court Reporters	Money Generated for Indigent Transcripts, Depositions and Hearings	Money Generated for Government Transcripts	Money Generated for all other Transcripts, Depositions and Hearings	Total Money Generated (Transcripts Depositions and Hearings)	Money Generated for Copies	Total Money Generated (All Sources)
Sullivan	5	\$874	\$0	\$689	\$1,563	\$0	\$1,563
Switzerland	1	\$854	\$21	\$228	\$1,103	\$93	\$1,195
Tippecanoe	7	\$40,710	\$600	\$3,052	\$44,361	\$70	\$44,431
Tipton	1	\$33	\$56	\$3,244	\$3,333	\$0	\$3,333
Union	2	\$0	\$636	\$0	\$636	\$0	\$636
Vanderburgh	12	\$16,931	\$2,580	\$3,776	\$23,287	\$800	\$24,087
Vermillion	2	\$302	\$0	\$0	\$302	\$0	\$302
Vigo	8	\$14,417	\$590	\$3,196	\$18,202	\$767	\$18,969
Wabash	2	\$5,375	\$1,425	\$1,934	\$8,734	\$718	\$9,452
Warren	1	\$6,080	\$0	\$291	\$6,371	\$0	\$6,371
Warrick	9	\$10,400	\$0	\$3,035	\$13,435	\$1,680	\$15,115
Washington	7	\$8,453	\$1,860	\$7,144	\$17,457	\$1,710	\$19,166
Wayne	4	\$9,116	\$329	\$2,805	\$12,251	\$282	\$12,533
Wells	2	\$6,566	\$176	\$2,433	\$9,174	\$0	\$9,174
White	3	\$5,037	\$0	\$1,915	\$6,952	\$0	\$6,952
Whitley	4	\$3,121	\$0	\$1,996	\$5,117	\$474	\$5,591
Total	500	\$819,779	\$74,459	\$469,421	\$1,363,659	\$82,355	\$1,446,014

Difference between court reporter totals above and court reporter totals in the Court Personnel data section are the result of Court Reporters leaving before the end of the year and not reporting their transcripts or court reporters with the title of court reporter but acting in another capacity in the court.

2018 Total Generated All Sources



	2014	2015	2016	2017	2018
Number of Court Reporters	576	584	564	499	500
Total Money Generated	\$1,860,348	\$1,797,218	\$1,966,052	\$1,416,922	\$1,446,014

*Money generated for Indigent Transcripts, Dispositions and Hearings – court ordered transcripts, dispositions and hearings prepared for individuals declared unable to pay.

**Money generated for Government Transcripts – transcripts typically paid for by state public defenders, county public defenders, prosecuting attorneys and other government agencies.

***Money generated for all Other Transcripts, Dispositions and Hearings – transcripts generally paid for by attorneys or non-indigent *pro se* litigants.

Programming and Projects

The Programming & Projects Division works to ensure equal access to justice through numerous initiatives focusing on families, children, victims of domestic violence, and others.

Guardian Ad Litem/ Court Appointed Special Advocate (GAL/CASA) Program

The state office of GAL/CASA was statutorily created in 1989 to provide grants to local volunteer-based programs. To receive grants, local programs must be certified by the State Office and must match the state-provided grant with county tax dollars. In addition to certifying local GAL/CASA programs to ensure they comply with program standards, the State Office also provides training and technical support services for local programs, volunteers, and attorneys.

GAL/CASA volunteers provide best interests advocacy for abused and neglected children in Child in Need of Services (CHINS) and Termination of Parental Rights cases. State statutes require the appointment of a GAL/CASA for every child in these proceedings. Using trained community volunteers to advocate for these vulnerable children saves the State of Indiana millions of dollars each year and provides a needed source of support to children at a perilous time. Volunteers have regular contact with children and make fact-based recommendations to courts about their safety, well-being and permanency, and enable courts to make better decisions for Indiana families and children.

Year	Total New JC Filings
2018	15,375
2017	20,068
2016	20,063
2015	17,491
2014	14,227
2013	12,114

The state office provided \$4.8 million in grants during CY 2018 to certified programs in 84 counties, including three new programs in Orange, Sullivan, and Vermillion Counties. The state office launched a triage pilot with eight counties focused on reducing the number of children waiting to be assigned to a GAL/CASA volunteer and reallocating resources to the most serious cases. Every pilot county had significant reductions in their waiting list. The waiting list across the State was also reduced by 40 percent in 2018.

CY 2018 GAL/CASA Program Highlights include:

- Over 4,700 volunteers advocated for children
- 1,128 new CASA volunteers trained
- 26,431 children were served

The following information reflects appointments of volunteer GAL/CASAs, attorneys, and/or other appointments.

2009	2010	2011	2012	2013	2014	2015	2016	2017	2018
11,633	13,344	12,619	13,077	12,982	15,215	18,728	21,771	23,221	18,807

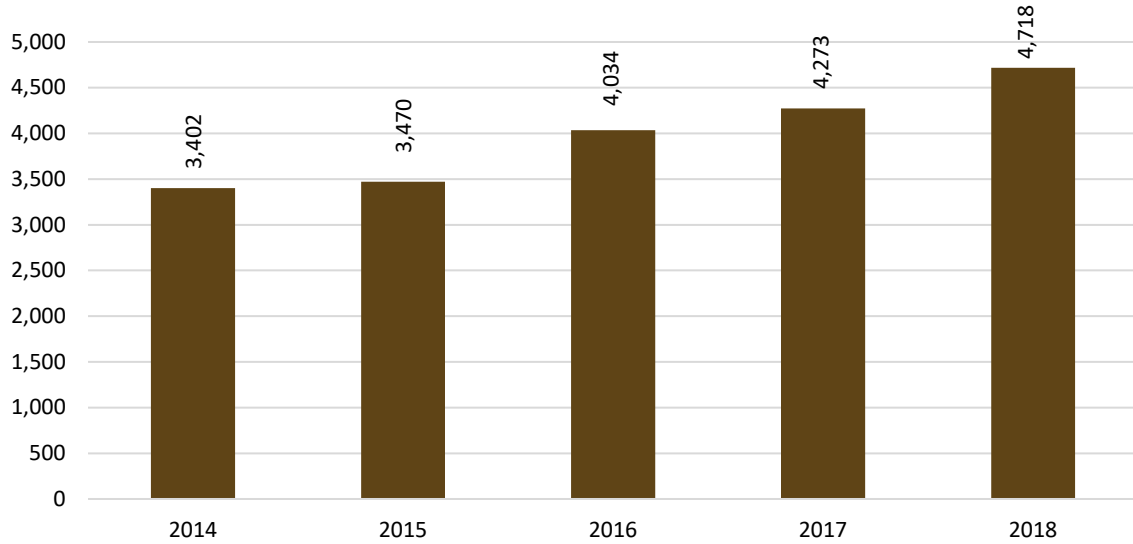
2018 Program and Case Statistics

County	Personnel Full-Time	Personnel Part-Time	Active Volunteers	New Volunteers	JC Total New Served	JC Total Served (w/ Carry Over)	Wait List Year End (12/31/18)	JT Total New Served	JT Total Served (w/ Carry Over)
Adams	<i>No Program</i>								
Allen	5	0	127	23	176	589	2	49	53
Bartholomew	16	5	128	33	115	363	9	21	65
Benton (Jasper)	<i>See Jasper</i>				12	29	1	2	2
Blackford	<i>No Program</i>								
Boone	1	1	52	21	86	213	2	6	18
Brown	0	3	16	0	27	70	19	3	4
Carroll	0	2	31	6	45	92	0	0	1
Cass	0	4	14	4	25	78	32	0	3
Clark	2	9	49	9	182	357	4	53	63
Clay	0	3	41	12	104	201	0	16	21
Clinton	0	1	26	5	41	57	0	0	0
Crawford	0	2	16	5	44	111	0	7	15
Daviess	3	0	30	3	74	167	2	25	40
Dearborn	0	2	20	7	11	37	145	0	7
Decatur	<i>See Bartholomew</i>				151	246	13	16	25
Dekalb	<i>See Noble</i>				24	51	0	3	3
Delaware	2	7	108	31	212	430	274	114	147
Dubois	2	1	74	16	66	175	2	26	33
Elkhart	6	1	107	15	226	490	30	71	84
Fayette	0	2	20	6	44	90	39	3	13
Floyd	3	0	96	31	144	316	207	36	83
Fountain	1	1	38	5	51	137	11	0	0
Franklin	1	1	11	2	45	110	0	16	23
Fulton	1	0	28	5	77	130	5	3	4
Gibson	3	0	33	3	48	151	76	13	28
Grant	7	0	67	10	94	283	79	43	68
Greene	2	1	48	8	80	168	10	10	10
Hamilton	0	9	198	45	127	307	0	27	50
Hancock	<i>See Madison</i>				94	170	67	25	29
Harrison	2	0	25	6	32	82	0	1	6
Hendricks	1	2	43	22	70	123	9	8	9
Henry	2	2	11	3	107	163	87	29	36
Howard	1	7	64	7	96	228	69	26	32
Huntington	<i>No Program</i>								
Jackson	2	7	55	11	68	164	44	21	38
Jasper	1	1	42	5	46	105	17	12	19
Jay	<i>No Program</i>								
Jefferson	3	6	86	28	53	127	58	2	16
Jennings	<i>See Bartholomew</i>				138	338	0	9	68
Johnson	2	7	84	26	131	301	32	72	96
Knox	1	5	92	19	90	184	83	21	30
Kosciusko	3	2	64	13	83	197	3	9	14
LaGrange	<i>See Noble</i>				66	114	0	9	14
Lake	13	6	129	31	932	2,743	3	241	452
LaPorte	3	3	50	12	99	227	79	16	24
Lawrence	1	0	45	25	55	113	139	13	29

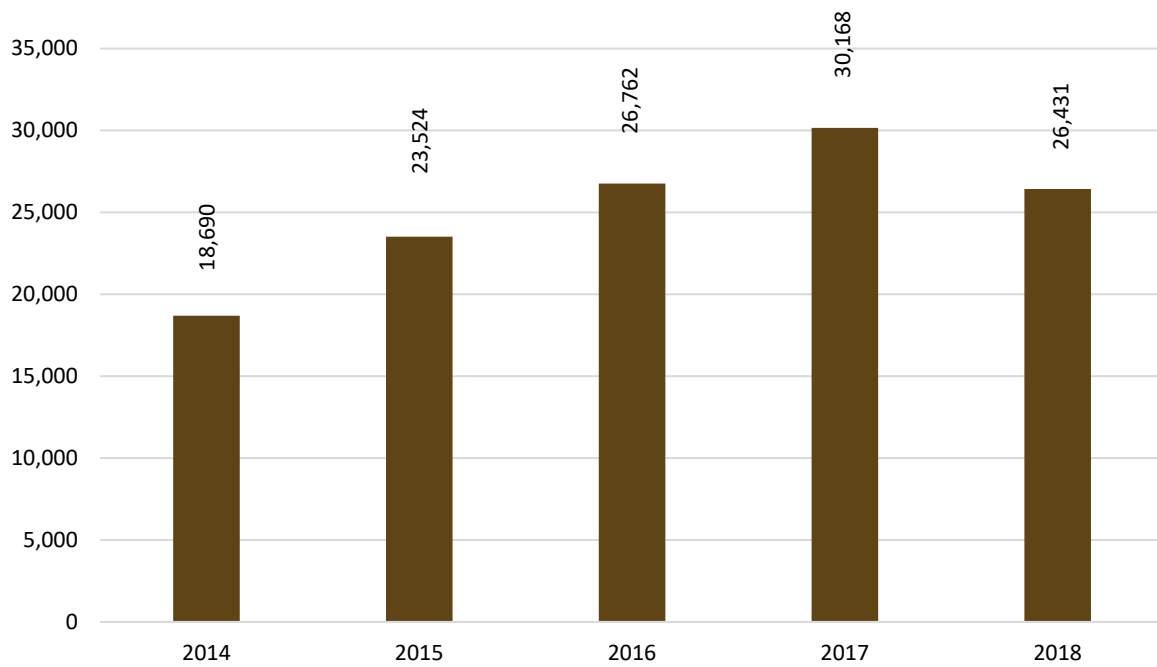
County	Personnel Full-Time	Personnel Part-Time	Active Volunteers	New Volunteers	JC Total New Served	JC Total Served (w/ Carry Over)	Wait List Year End (12/31/18)	JT Total New Served	JT Total Served (w/ Carry Over)	
Madison	5	9	111	28	182	518	318	82	156	
Marion	87	2	749	185	3,046	7,949	1	842	1,227	
Marshall	1	1	29	6	11	38	0	5	10	
Martin	<i>No Program</i>									
Miami	2	1	23	0	51	126	0	7	9	
Monroe	9	10	210	62	271	623	17	83	186	
Montgomery	3	5	48	10	97	206	26	19	51	
Morgan	1	3	54	12	118	251	64	51	70	
Newton					19	65	0	8	10	
Noble	4	4	42	9	75	168	21	20	30	
Ohio	<i>See Dearborn</i>				5	11	12	0	3	
Orange	0	1	11	10	70	70	14	10	10	
Owen	1	1	15	3	53	118	34	29	56	
Parke			5	4	24	52	16	0	0	
Perry	1	0	25	7	52	111	57	26	42	
Pike	0	2	15	3	85	134	3	0	0	
Porter	6	1	80	22	155	344	0	54	59	
Posey	<i>No Program</i>									
Pulaski	1	1	17	2	17	44	26	3	6	
Putnam	1	1	53	11	63	155	63	22	45	
Randolph	0	1	20	3	84	184	0	5	7	
Ripley	<i>See Jefferson</i>				98	150	45	0	2	
Rush	<i>See Shelby</i>				24	50	0	2	5	
Scott	5	3	45	6	133	221	95	33	50	
Shelby	1	2	56	18	93	179	0	9	14	
Spencer	2	2	65	8	59	184	24	8	33	
St. Joseph	9	2	144	38	209	480	343	112	183	
Starke	0	3	47	6	58	146	14	24	44	
Steuben	<i>See Noble</i>				52	123	8	21	25	
Sullivan	0	1	11	11	20	20	65	0	0	
Switzerland	0	1	4	0	23	46	0	0	0	
Tippecanoe	10	5	186	44	242	632	33	131	181	
Tipton	0	1	28	8	46	90	4	5	15	
Union	<i>See Wayne</i>				11	27	3	4	6	
Vanderburgh	10	3	206	42	302	691	388	132	206	
Vermillion	0	1	<i>Program started in late 2018; no assigned cases as of 12/31/18</i>							
Vigo	5	9	121	23	308	724	98	93	150	
Wabash	2	1	27	3	61	146	21	15	34	
Warren	<i>See Fountain</i>		13	4	17	26	3	0	0	
Warrick	0	6	67	23	147	269	2	9	23	
Washington					27	49	0	0	1	
Wayne	1	2	23	4	70	113	98	14	14	
Wells	<i>No Program</i>									
White	<i>No Program</i>									
Whitley	<i>See Noble</i>				33	71	34	13	13	
Totals	257	188	4,718	1,128	11,002	26,431	3,602	2,968	4,751	

During 2018, there were state-certified GAL/CASA programs serving 83 of Indiana's 92 counties. One additional county started a program late in 2018, but had no cases assigned as 2018 ended.

Number Of Active GAL / CASA Volunteers By Year



Total Children Served By Year



Family Court Project

The Family Court Project began in 1999 with cooperation from the Indiana General Assembly. Since then, the Indiana Supreme Court has distributed over \$3.5 million in grant funding to support family court projects across the state. The grants are considered “seed money” and pilot counties are expected to transition within a reasonable time from “seed” funding to local funding.

The Family Court Project has an immediate and direct impact on the public sector through the provision of grant money to courts around the state who provide meaningful services for litigants involved in family court cases. Each year grant money is provided to support document preparation services to unrepresented and low-income families, co-parenting education and counseling, research into court-ordered programming, and to kick-start newly approved ADR Fund programs. Services are provided directly to parents and children involved in family law cases in any of the 18 county courts that operate one of these programs.

CY 2018 year saw the continuation of successful programs and expansion of services into previously unmet areas. Vanderburgh County’s Family Law Clinic has continued to provide assistance to low-income Hoosiers in Daviess, Pike, Spencer, and Warrick Counties. St. Joseph County Probate Court began providing part-time walk-in lawyer services. Wabash County received funding for their newly approved Alternative Dispute Resolution (“ADR”) Fund Plan. The District 10 Pro Bono Project continues to provide its “Counsel in the Court” services to unrepresented and low-income family court litigants in Greene, Lawrence, Monroe, Morgan, and Owen Counties, and this year expanded into Vigo and Putnam Counties.

2018 Family Court Project Highlights:

- Fifteen programs in 21 counties received funding.
- IOCS distributed \$175,660 in grants through the Family Court Project.

Alternative Dispute Resolution Plans

In 2003, the Indiana General Assembly passed legislation authorizing counties to begin collecting an additional \$20 filing fee to fund local court programs that redirect families in conflict toward alternatives outside of court to resolve their legal conflicts.

The legislation authorizing ADR filing fees directed these funds to be disbursed in a manner that primarily benefits those litigants who have the least ability to pay. One of the most recurrent concerns expressed by courts around the state is the difficulty of handling litigants who cannot afford legal representation. Navigating a courtroom is a difficult task even for attorneys trained in the practice. When a court can refer unrepresented litigants to ADR programs, the parties more often achieve a lasting settlement and avoid a contentious and oftentimes destructive court battle.

Word has spread about how effective various forms of alternative dispute resolution can be in amicably resolving family law issues. During CY 2018, two programs – Wabash County and Lake County Superior Court 5 – established new ADR Fund Plans that were approved by IOCS. One county amended its plan to bring them in line with current practices and income levels.

2018 Adult Dispute Resolution Highlights:

- Fifty-one fund plans in forty-seven counties participated in the program.
- Two new fund plans began collecting \$20 ADR filing fee.
- One county amended its ADR Fund Plan.

Cases Referred to ADR

	2012	2013	2014	2015	2016	2017	2018
Juvenile Paternity	816	870	734	554	454	423	453
Domestic Relations	2,180	1,777	1,787	1,492	1,459	892	452
Civil Plenary	437	340	202	230	239	0	2
Civil Tort	1,821	1,451	1,014	1,069	1,060	989	937
Small Claims	134	29	176	9	13	2	43
Other	563	443	354	378	185	1,496	1,703
Total ADR Referrals	5,951	4,910	4,267	3,732	3,410	3,802	3,590

Court Improvement Program (CIP)

The Court Improvement Program is a federally funded program made possible by grants awarded to the Indiana Supreme Court from the United States Department of Health and Human Services, Administration for Children and Families. The purpose of the CIP is to improve safety, well-being and permanency outcomes for children and families involved in Children in Need of Services (CHINS) and Termination of Parental Rights (TPR) proceedings. Grant funds are earmarked for basic court improvements, data collection and analysis, and training.

Eight professional development scholarships totaling \$7,028.81 were awarded to judicial officers exercising juvenile court jurisdiction. Grants totaling \$187,175 were awarded to

support children in need of services (CHINS) and termination of parental rights (TPR) mediation and facilitation programs, family dependency drug courts, National Adoption Day activities, multidisciplinary training programs, and data collection and analysis. Applications were evaluated based on: demonstration of need, adequate correlation between the cost of the project and the objective(s) to be achieved, probability of project to meet identified goal(s) and objectives, overall description of the intended use of grant funds, demonstration that the applicant has met the local match requirements, overall quality of the application, performance on previous grants received from the Indiana Supreme Court, and quality and feasibility of the court's proposed sustainability plan.

Court Improvement Grantees

Grantee	Award Amount
Allen Superior Court, Family Relations Division	\$19,400
Bartholomew Circuit Court	\$12,375
Clark Circuit Court #4	\$3,000
Delaware Circuit Court #2	\$48,400
Elkhart Circuit Court, Juvenile Division	\$1,000
Hendricks Circuit and Superior Courts	\$8,000
LaPorte Circuit Court	\$6,000
Marion Superior Court, Juvenile Division	\$70,000
Tippecanoe Superior Court No. 3	\$1,000
Vigo Circuit/Superior #3	\$18,000

The CIP collects court performance data in CHINS and TPR cases. This data allows judges to examine and improve their practices in child welfare cases.

Timeliness Measure	Federal FY 2016 Number of Days	Federal FY 2017 Number of Days	Federal FY 2018 Number of Days
4A - Time to Permanent Placement	428	463	524.5
4G - Time to First Permanency Hearing	334	344	345
4H - Time to Termination of Parental Rights Petition	471	500	520
4I - Time to Termination of Parental Rights (all cases)	627	671	707
4N1 - Time to First Subsequent Permanency Hearing	124	147	161

Coalition for Court Access (CCA)

The Indiana Supreme Court created the CCA in 2016 to provide a focused and comprehensive organizational structure for Indiana's civil legal aid programs. The CCA coordinates all Indiana Supreme Court programs designed to provide civil legal aid to those with limited financial resources. The CCA has 17 members, including judges, law school representatives, civil legal aid and pro bono providers, and Indiana State Bar Association and Indiana State Bar Foundation members.

The CCA completed two major studies in CY 2018. The first was an Economic Impact Study; which found that for every \$1.00 invested into civil legal aid, almost \$7.00 of value is returned. The second was the Indiana Civil Legal Needs Study. The study assessed unmet legal needs of Indiana's low-income population, identified areas where the system should improve, and where best to allocate scarce resources. The CCA also created a new interactive website called indianalegalhelp.org. [Indianalegalhelp.org](http://indianalegalhelp.org) uses an interactive map to connect users to civil legal aid in all 92 counties and provides a forms library for unrepresented litigants.

The CCA's work will lead to making civil legal justice more accessible for the public. The CCA will accomplish this goal by improving the delivery and intake processes of pro bono legal services in each of Indiana's 12 pro bono districts, advocating for more resources for the overworked organizations bearing the burden of providing legal aid to the indigent, and pushing for legal and administrative rule changes that will help reach each of these goals. Ultimately, the CCA aims to provide legal services to every Hoosier that needs help but cannot afford it.

Family Violence Initiative

The IOCS family violence resource attorney (FVRA) functions as a single point of contact for all of the state's courts on matters related to family violence, including civil protection orders and criminal domestic violence case processing. The FVRA connects judges with technical assistance, information on best practices, and training.

The FVRA is funded through the Department of Justice STOP Grant to improve the justice system's response to domestic violence, sexual assault and stalking. The primary objective of the FVRA is to train judges and court personnel to effectively identify and respond to violent crimes against women. In addition to training, the FVRA implements court policies and services to effectively reduce domestic violence and sexual assault and serves as the program staff contact for the Domestic Violence Advisory Committee.

In 2018, the FVRA collaborated with over 20 state agencies and community organizations to develop court policies and services, including a screening tool to identify and provide services to child victims of human sex trafficking. The FVRA worked closely with the court's technology department in developing an e-filing portal for survivors to access at home to obtain a protection order to prevent domestic violence, sexual assault, and stalking.

CY 2018 family violence initiatives highlights:

- Over 450 judges, court personnel, attorneys and advocates trained
- Seventy-five inquiries answered for judges, court staff, advocates and members of the public in the area of family violence
- Screening of 5,750 children took place for indicators of child sex trafficking in juvenile probation

Court Reform Grant

The Court Reform Grant Program uses federal reimbursement funds—received pursuant to Title IV-D of the Social Security Act—to assist counties, judicial districts, and trial courts in pursuing innovative local programs. Past grant cycles have focused on court technology, assisting pro se litigants, creative judicial district planning, and improving accessibility for limited English proficiency litigants. Nearly \$3 million has been awarded since the program began in 2008.

Court reform grants have an immediate and direct impact on the public sector through the provision of grant monies to courts around the state to provide benefits beyond those typically funded through local appropriations. Each year, as critical issues faced by courts change, these grant dollars provide a form of flexibility to respond to those matters. For the half-year grant cycle for SFY 2018, providing additional access to justice services for litigants unable to afford representation was an important goal that met the needs of the public.

During the 2018 year, the grant cycle shifted from a fiscal year to a calendar year, placing the court reform grant cycle in line with most other grants provided by the Programming & Projects Division of the Office of Court Services. To accomplish this, only grant award recipients from the previous grant cycle were offered “bridge” grants to extend their awards to the end of 2018. Four programs – Delaware, Floyd, Marion Juvenile, and Pulaski received awards totaling nearly \$120,000. Programs supported with these awards included self-help centers for unrepresented litigants, problem-solving courts, and facilitation services for nascent CHINS cases. The program distributed

\$119,808 in Court Reform Grants by the end of the 2018 calendar year.

Adult Guardianship

The Indiana General Assembly provided funding in 2013 to establish the Adult Guardianship Office under the Indiana Supreme Court. The Adult Guardianship Office (AGO) serves as a resource to courts and the public on all issues relating to adult guardianship. AGO also administers matching grant funding to volunteer-based guardianship programs serving seniors and incapacitated adults in need of services throughout Indiana.

Within the year, the office granted more than \$1.13 million in matching funding to 18 volunteer-based guardianship programs, serving 49 counties and close to 700 incapacitated adults. Additionally, the online guardianship registry is now available to 64 counties in Indiana, tracking more than 8,800 active cases and over \$63.3 million in guardianship assets. The program also hosted its fourth Adult Guardianship Symposium in Indianapolis for more than 185 people, including judges, attorneys, volunteers, advocates, and other professionals interested in adult guardianship issues.

In collaboration with the family violence resource attorney, the program completed the Indiana Project on Abuse in Later Life (INPALL), a four-year, federally funded demonstration grant awarded to the Indiana Supreme Court by the Department of Justice Office on Violence Against Women. This grant developed and enhanced the delivery of services to older adult victims of abuse by training a total of 56 individuals in victim services, non-profit, and non-governmental organizations, as well as 42 law enforcement officers in St. Joseph County, on how to

recognize, address, investigate, and prosecute cases of elder abuse, neglect, and financial exploitation (including sexual assault, domestic violence, dating violence, and stalking). INPALL also created an abuse in later life case manager position, which served a total of 59 victims of abuse in later life, ages 50 and older, under the grant project.

Mortgage Foreclosure Trial Court Assistance Project (MFTCAP)

Mortgage foreclosure filings affect not only the homeowner and his or her family, but the entire community. Foreclosed or vacant properties cause neighboring property values to drop, resulting in reduced property tax assessments and revenue. The Center for Responsible Lending shows drops in property value by around one (1) to two (2) percent for each foreclosed home located within one-tenth (0.1) of a mile of the property. By facilitating settlements in lieu of foreclosure when available, the MFTCAP significantly reduced the costs of foreclosure borne by many Hoosiers.

The MFTCAP helped train and manage court facilitators who assisted judges throughout the state with their mortgage foreclosure caseloads. These facilitators helped schedule and conduct court-ordered foreclosure settlement conferences between the borrower and lender. The MFTCAP also provided legal assistance and advice to judges, attorneys, and facilitators who had questions about the settlement conference law or court procedures.

The project continued to operate using reserves assessed before the filing fees ended in mid-2017. The number of statewide mortgage foreclosure filings continued its downward trend with 2018 being the lowest number of filings in the past sixteen years.

However, even with such low numbers of cases filed, many foreclosed borrowers continued to request facilitated settlement conferences with nearly two thousand (2,000) occurring. The MFTCAP ended on December 31, 2018.

Before the closure of the program, more than 1,400 direct contacts were made to borrowers in 23 counties by court-appointed facilitators. Nearly 1,200 settlement conferences and over 600 follow-up conferences were set from those contacts.

By the end of the year, over 700 were able to negotiate a workout with their lender, most of which allowed the borrower to remain in their home.

Indiana Conference for Legal Education Opportunity (ICLEO)

The ICLEO program was established by the Indiana General Assembly at the urging of former Indiana Chief Justice Randall T. Shepard. In 1997, Governor Frank O'Bannon signed the law funding ICLEO. ICLEO's purpose is to assist underrepresented college graduates in pursuing a law degree and a career in the Indiana legal community. ICLEO's goal is to address the lack of diversity in Indiana's legal profession.

The 22nd convening of the ICLEO Summer Institute took place June 17 - July 27, 2018 at Notre Dame Law School. The enrolled participants spent time with four Indiana Supreme Court justices and two federal court judges. They also had the opportunity to network with law firm partners and associates and learn more about the value of diversity and inclusion from the Indiana State Bar Association's Diversity Committee. The participants also provided community service through Green Bridge Grower's aquaponic

farm, which provides employment in the field of aquaponics for underserved young adults on the autism spectrum.

ICLEO provides diversity to the legal field, which is one of the least racially diverse professions in the nation. Although ICLEO supports low-income and educationally disadvantaged students, it primarily supports minority students aspiring to pursue a law degree and legal career in Indiana. Without ICLEO, and the support of Indiana's legislature, Indiana's legal community would be less diverse, and many of these students would experience significant hardship with entering the legal field.

2018 ICLEO highlights include:

- Stipends of \$4,500 per semester supplemented the rising costs of legal education
- The 22nd Summer Institutes held since 1997
- Since 1997, over 570 diverse students received assistance to attend law school

Court Interpreter Certification Program

Created in 2002 in response to the growing need for interpretation services for limited English proficient (LEP) persons, the Court Interpreter Certification Program was tasked with improving access for LEPs and deaf and hard of hearing individuals. Currently, Indiana has more than 150 court-certified and qualified interpreters in over 10 languages including American Sign Language, Arabic, French, Mandarin, Spanish, and Russian.

Beginning in 2004, the Indiana Supreme Court began tracking and reporting the use of court interpreter services that were provided by the county, at county or partial county expense. While court interpreter services may be provided in every case type before the

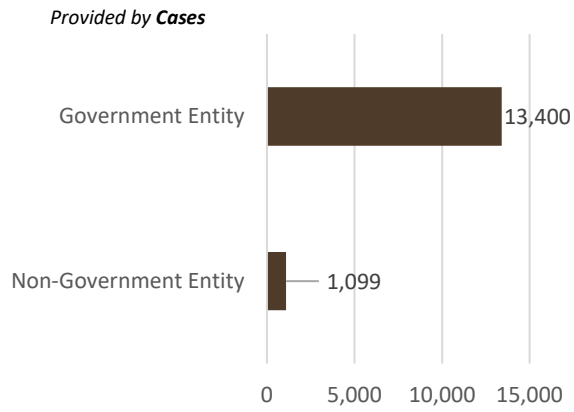
Indiana courts, IOCS tracked the case types in the criminal, civil violations, and juvenile categories. Starting in 2013, the trial courts began to report whether a governmental entity such as the court or public defender office or a non-government entity such as the defendant or a private attorney provided the interpreter service.

The Indiana Supreme Court provides every court in Indiana with free telephonic interpreting services with access to over 240 different languages. The Indiana General Assembly also appropriated funds to assist courts with expenses related to interpreting services. In CY 2018, the Indiana Supreme Court distributed over \$500,000 from those funds to 28 counties. Factors in determining grant awards include: the total number of interpreter hours, average hourly rate and cases reported in the previous calendar year; an operating budget projection; unexpected or extraordinary costs incurred in the previous year or anticipated in the next calendar year; a description of efforts demonstrating a commitment to the long-term goal of using only certified or qualified interpreters in all court proceedings; and any carryover funds from previous years.

By the close of 2018, there was a 7 percent increase in candidates who took the court interpreter certification written exam, 343 hours (20,569 minutes) of telephonic interpreting services, and \$507,725 in court interpreter grants were awarded to 26 counties.

Previous Years Court Interpreter Utilization

2017	12,847
2016	13,765
2015	13,747
2014	11,374
2013	7,955

2018 Cases Utilizing Interpreter

FISCAL REPORT OF TRIAL COURTS

FISCAL REPORT OF TRIAL COURTS	65
Fiscal Report of Indiana Trial Courts (Overview)	66
EXPENDITURES	67
Expenditures	67
Special Notes on Expenditures for Probation Services and Juvenile Detention Centers.....	73
Judicial Salaries 2009-2018	77
REVENUE	81
Revenue References	81
Revenues Generated by All Courts.....	82
Costs and Fees Routinely Charged in all Cases.....	88
Filing Fees	109
Filing Fees/Costs by Case Type Generated by the Clerk	109
Distribution of Revenue	115

Fiscal Report of Indiana Trial Courts (Overview)

The Indiana Office of Court Services (IOCS) is directed by Indiana Code 33-24-6-3(a)(2) to collect and compile statistical data on the receipt and expenditure of public monies for the operation of the courts. The financial information is gathered on an annual basis at the close of each calendar year.

Each court, whether single or unified, must file with the IOCS its Report on Court Revenue (Revenue Report) and its Report on Budget & Expenditures (Budget & Expenditure Report). IOCS also requests a Budget &

Expenditure report from each probation department, juvenile detention center, and public defender program that maintains a budget separate from a court.

The information in this financial overview presents the reported expenditures and revenue generated through the operation of the courts. Requested and approved trial court budgets are also reported to IOCS, but they are not published.

EXPENDITURES

Expenditures

Indiana’s judicial system is funded by a combination of county tax revenues, user fees, and state appropriations. The Indiana Supreme Court, Court of Appeals of Indiana, and Indiana Tax Court are funded through appropriations from the State General Fund. The Indiana State Auditor’s Report is posted online at www.in.gov/auditor and contains information about the expenditures of these courts and other state-level expenditures on judicial functions. Relevant portions of that report are reflected here.

Indiana’s trial courts are funded primarily through county funds, but state funds pay for salaries and benefits for judges’, magistrates’, senior judges, and some special judge expenses. Counties may choose to pay an additional amount to judges and magistrates beyond their statutory salaries. The salary and benefits of elected prosecutors, chief deputy prosecutors, and certain deputy prosecutors are also paid with state funds. Counties may choose to pay a prosecutor an amount beyond their statutory salary. Counties may also receive state funds for reimbursement of approved pauper defense services and for GAL/CASA services for abused and neglected children. Courts also generate user fees, some of which are expended on court services. Expenses for criminal indigent defense services are included as part of the cost of the judicial system, although in many counties the indigent defense is handled through an independent public defender entity governed by a board. These services are funded primarily through county tax dollars.

However, the General Assembly provides 50 percent reimbursement of indigent defense services to all counties for capital cases; and, for those counties that participate in the public defender system, up to 40 percent reimbursement of qualified cases. The state’s Public Defender Commission reimbursement for local indigent defense expenses was more than \$22.25 million during Fiscal Year 2017-2018.

Municipalities fund city and town courts. In many instances, the local government does not maintain a distinct city or town court budget, and all expenses are paid directly from the local general fund. This practice makes it difficult to provide accurate expenditure information for the city and town courts.

Marion County (Indianapolis) townships directly fund the nine Marion County Small Claims Courts through budget appropriations.

The Budget & Expenditure Report filed by each court categorizes the trial court expenditures as follows: salaried and unsalaried personnel expenses (including fringe benefits and travel), supplies, professional services, and capital outlays. If any of the expenditures were facilitated by mandate, the report reflects information related to the mandate as well.

Line items “Grants,” “Distributions to Other Local Governments” and “Social Service Payments” from the State Auditor’s report are now combined into one total for the accompanying chart. See the State Fund Expenditures on the Judicial System chart for a breakdown of the total state expenditures.

Summary of 2018 Expenditures

Expenditures	State*	County**	City/Town	Township	Total
Personnel Salaries and Fringe Benefits	\$125,427,867	\$231,107,864	\$13,111,176	\$4,429,987	\$374,076,894
Professional Services and Charges	\$0	\$57,201,259	\$852,741	\$544,019	\$58,598,019
Capital Costs	\$860,081	\$2,603,913	\$137,577	\$63,665	\$3,665,236
Service by Contract	\$11,279,776	0	0	0	\$11,279,776
Materials, Parts & Supplies	\$1,975,398	\$3,541,545	\$270,074	\$137,553	\$5,924,570
Utilities	\$246,469	0	0	0	\$246,469
Grants/Other Local Gov. Distributions/Social Service Payments	\$11,069,954	0	0	0	\$11,069,954
Administrative & Operating Expenses	\$4,085,169	0	0	0	\$4,085,169
Total Expenditures	\$154,944,714	\$294,454,581	\$14,371,568	\$5,175,224	\$468,946,087

*State portion information provided by Annual Report of State Auditor. Increase in total State Expenditures are due to including additional Indiana Supreme Court expenditures within this chart.

**County in this chart refers to Circuit, Superior, and Probate Courts.

State Funded Expenditures on Judicial System (FY 2017-2018)

	Personnel Services and Fringe Benefits	Utilities	Contractual Services	Materials, Parts & Supplies	Capital Costs	Distributions to Other Local Governments	Grants	Social Service Payments	Administrative & Operating Expenses	Total Disbursements*
Supreme Court	\$12,293,807	\$107,954	\$703,486	\$711,495	\$85,427	\$0	\$1,061,948	\$0	\$1,344,230	\$16,308,347
Indiana Tax Court	\$745,492	\$4,654	\$1,923	\$8,824	\$4,297	\$0	\$0	\$0	\$120,661	\$885,851
Court of Appeals	\$10,797,248	\$72,850	\$218,271	\$212,666	\$254,650	\$0	\$0	\$0	\$627,912	\$12,183,597
Judges County Courts	\$69,686,577	\$0	\$0	\$0	\$0	\$0	\$0	\$0	\$0	\$69,686,577
County Prosecutor Salaries	\$21,456,447	\$0	\$0	\$0	\$0	\$0	\$0	\$0	\$0	\$21,456,447
Special Judges – County Courts	\$0	\$0	\$7,096	\$0	\$0	\$0	\$0	\$0	\$85,039	\$92,135
Trial Court Operations	-\$15,297	\$0	-\$25	\$1,686	\$0	\$0	\$888,006	\$0	\$80,617	\$954,987
Commission on Race & Gender Fairness	\$15,414	\$0	\$32,540	\$812	\$2,916	\$0	\$8,021	\$0	\$13,217	\$72,920
Interstate Compact - Adult Offenders	\$176,812	\$0	\$0	\$0	\$0	\$0	\$0	\$0	\$59,368	\$236,180
Adult Guardianship	\$66,198	\$0	\$123,508	\$1,766	\$0	\$0	\$1,148,620	\$0	\$9,580	\$1,349,672
Probation Officers Training	\$278,710	\$0	\$586,805	\$135,910	\$0	\$0	\$0	\$0	\$110,287	\$1,111,712
ICLEO	\$11,501	\$72	\$138,742	\$0	\$0	\$0	\$176,073	\$0	\$9,474	\$335,862
Civil Legal Aid Fund	\$0	\$0	\$0	\$0	\$0	\$0	\$1,500,000	\$0	\$0	\$1,500,000
Veterans Problem-Solving Court	\$0	\$0	\$0	\$0	\$0	\$0	\$1,000,000	\$0	\$0	\$1,000,000
Judicial Branch Ins. Adjust Acct.	\$2,743,735	\$0	\$0	\$0	\$0	\$0	\$0	\$0	\$0	\$2,743,735
Guardian Ad Litem	\$0	\$0	\$82,034	\$22,044	\$0	\$0	\$4,734,521	\$0	\$26,185	\$4,864,784
Drug and Alcohol Program	-\$94	\$0	\$750	\$4,055	\$0	\$0	\$91,600	\$0	\$3,754	\$100,065
Supreme Ct GF Constr. Fund	\$0	\$0	\$62,279	\$36	\$0	\$0	\$0	\$0	\$0	\$62,315
Disciplinary Commission	\$1,725,305	\$6,782	\$12,788	\$31,490	\$34,970	\$0	\$0	\$0	\$170,683	\$1,982,018

	Personnel Services and Fringe Benefits	Utilities	Contractual Services	Materials, Parts & Supplies	Capital Costs	Distributions to Other Local Governments	Grants	Social Service Payments	Administrative & Operating Expenses	Total Disbursements*
Attorney Services	\$0	\$12	\$12,798	\$0	\$0	\$0	\$0	\$0	\$21,671	\$34,481
ACE Admin and Cont. Education	\$974,965	\$3,034	\$115,700	\$33,921	\$2,693	\$0	\$6,650	\$0	\$203,173	\$1,340,136
Supreme Court Third Party Grant	\$5,388	\$0	\$0	\$77	\$0	\$0	\$0	\$0	\$412	\$5,877
Judges Lawyers Assistance Comm.	\$503,182	\$11,793	\$39,415	\$14,007	\$1,415	\$0	\$0	\$0	\$89,268	\$659,080
Title IV-D Reimbursement Fund	\$0	\$0	\$562,500	\$0	\$0	\$0	\$454,515	\$0	\$134,315	\$1,151,330
Judicial Tech and Automation Project	\$1,325,068	\$0	-\$125,118	\$15,029	\$0	\$0	\$0	\$0	\$1,377	\$1,216,356
GAL/ CASA Conference Account	\$0	\$0	\$2,000	\$0	\$0	\$0	\$0	\$0	\$0	\$2,000
Interpreter Training	\$0	\$0	\$3,000	\$0	\$0	\$0	\$0	\$0	\$0	\$3,000
Mortgage Foreclosure Fund	\$25,000	\$0	\$271,705	\$0	\$0	\$0	\$0	\$0	\$0	\$296,705
Indiana Court Technology	\$2,612,409	\$39,318	\$8,427,579	\$781,580	\$473,713	\$0	\$0	\$0	\$973,946	\$13,308,545
Total	\$125,427,867	\$246,469	\$11,279,776	\$1,975,398	\$860,081	\$0	\$11,069,954	\$0	\$4,085,169	\$154,944,714

Expenditures reported are based on ledger balance from the State Auditor's financial system.

Negative numbers within the chart reflect a transfer of funds from one expense category to another expense category within the same fund.

Expenditures by All Courts

The expenditure summary report reflects four different series (Personal Services, Supplies, Professional Services, and Capital Outlays) to align with the courts reporting their budgets/expenditures to the Department of Local Government Finance Authority.

Line Item Expenditures	County	City/Town	Township	Total
	Circuit, Superior, and Probate Courts	City and Town Courts	Marion County Small Claims Courts	
Judge(s) Salary - County Portion Paid	\$1,095,374	\$2,130,870		\$3,226,244
Judge(s) Salary - Locally Paid			\$1,027,837	\$1,027,837
Other Judicial Officers	\$4,424,551	\$269,619		\$4,694,170
Court Reporter(s)	\$29,524,406	\$297,298	\$5,018	\$29,826,722
Bailiff(s)	\$14,543,026	\$803,335		\$15,346,361
Jury Commissioner(s)	\$347,437	\$0		\$347,437
Court Administrator & Staff	\$5,764,325	\$1,041,643	\$89,805	\$6,895,773
Secretary(ies)	\$5,503,511	\$378,174		\$5,881,685
GAL/CASA	\$2,729,302	\$0		\$2,729,302
Law Clerks & Interns	\$509,413	\$28,025		\$537,438
Public Defender & Staff	\$11,142,219	\$338,902		\$11,481,121
Court Clerks	\$1,862,824	\$2,316,692	\$1,758,933	\$5,938,449
Probation Officers	\$70,255,132	\$1,271,627		\$71,526,759
Probation Office Staff	\$11,222,644	\$646,010		\$11,868,654
Juvenile Detention Center Staff	\$23,959,601	\$0		\$23,959,601
IT Staff	\$957,511	\$43,217		\$1,000,728
Other Employees	\$7,706,650	\$729,771	\$106,178	\$8,542,599
Sub-total Personal Services Salaries and Wages Subsection A - 10000 series	\$191,547,926	\$10,295,183	\$2,987,771	\$204,830,880
Fringe Benefits	\$38,302,120	\$2,762,816	\$1,427,787	\$42,492,723
Sub-total Personal Services Fringe Benefits Subsection B - 10000 series	\$38,302,120	\$2,762,816	\$1,427,787	\$42,492,723
Per Diem-Cases Venued Out	\$3,111	\$0	\$0	\$3,111
Judge(s) Pro Tempore	\$100,695	\$15,178	\$11,285	\$127,158
Sub-total Personal Services Other Personal Services Subsection C - 10000 series	\$103,806	\$15,178	\$11,285	\$130,269
Per Diem Travel	\$212,013	\$24,127	\$12	\$236,152
Transportation	\$323,835	\$2,585	\$690	\$327,110
Lodging	\$285,175	\$4,240	\$1,853	\$291,268
Public Defense Travel Expenses	\$15,197	\$805	\$0	\$16,002
Other	\$317,792	\$6,242	\$589	\$324,623
Sub-total Personal Services Travel Subsection D - 10000 series	\$1,154,012	\$37,999	\$3,144	\$1,195,155
Total Personal Services Subsections A, B, C, D – 10000 series	\$231,107,864	\$13,111,176	\$4,429,987	\$248,649,027

Line Item Expenditures	County	City/Town	Township	Total
	Circuit, Superior, and Probate Courts	City and Town Courts	Marion County Small Claims Courts	
Office Supplies	\$1,471,849	\$147,090	\$60,221	\$1,679,160
Operating Supplies	\$1,215,657	\$55,023	\$29,809	\$1,300,489
Repair/Maintenance Supplies	\$272,579	\$36,063	\$29,498	\$338,140
Other Material and Supplies	\$581,460	\$31,898	\$18,025	\$631,383
Total Supplies – 20000 series	\$3,541,545	\$270,074	\$137,553	\$3,949,172
Per Diem - Grand Jurors	\$23,699	\$0	\$0	\$23,699
Per Diem - Petit Jurors	\$2,172,812	\$1,315	\$0	\$2,174,127
Juror Lodging	\$275,532	\$0	\$0	\$275,532
Witness Fees	\$94,255	\$0	\$0	\$94,255
Consultant Fees	\$432,202	\$0	\$0	\$432,202
Medical & Psychiatric Services	\$2,817,830	\$670	\$0	\$2,818,500
Investigators	\$13,596	\$0	\$0	\$13,596
Court Interpreter Fees	\$856,640	\$47,438	\$15,772	\$919,850
Pauper Attorneys - Case by Case	\$17,617,860	\$210,262	\$0	\$17,828,122
Other Indigent Expenses	\$541,795	\$4,002	\$500	\$546,297
Depositions	\$205,541	\$1,000	\$0	\$206,541
Investigations	\$30,559	\$0	\$0	\$30,559
Transcript Preparation	\$910,390	\$0	\$0	\$910,390
Indigent Interpretation/Language Interp.	\$385,581	\$3,059	\$6,069	\$394,709
Other Probation Expenses	\$3,391,110	\$56,378	\$0	\$3,447,488
Other Juvenile Detention Center Expenses	\$3,159,776	\$0	\$0	\$3,159,776
Phone	\$460,239	\$38,748	\$15,190	\$514,177
Utility	\$894,672	\$38,869	\$60,409	\$993,950
Other Insurance	\$112,011	\$28,151	\$22,814	\$162,976
Rentals - Office	\$5,703,730	\$61,151	\$112,290	\$5,877,171
Rentals - Computers	\$2,267,943	\$14,703	\$8,750	\$2,291,396
Contract Printing	\$195,837	\$8,173	\$5,321	\$209,331
Postage	\$463,820	\$44,340	\$42,287	\$550,447
Probation CMS	\$79,482	\$5,455	\$0	\$84,937
Detention CMS	\$101,457	\$0	\$0	\$101,457
Jury CMS	\$164,480	\$0	\$0	\$164,480
Other CMS	\$340,117	\$6,513	\$0	\$346,630
CMS	\$82,075	\$36,165	\$1,166	\$119,406
Shipping	\$79,637	\$46	\$0	\$79,683
Other Services	\$13,326,581	\$246,303	\$253,451	\$13,826,335
Total Professional Services and Charges – 30000 series	\$57,201,259	\$852,741	\$544,019	\$58,598,019
Legal Library	\$1,406,487	\$12,985	\$5,935	\$1,425,407
Office Equipment	\$642,975	\$73,173	\$36,413	\$752,561
Computer Equipment	\$369,700	\$34,955	\$14,603	\$419,258
Other Capital Outlays	\$184,751	\$16,464	\$6,714	\$207,929
Total Capital Outlays – 40000 series	\$2,603,913	\$137,577	\$63,665	\$2,805,155
Total Expenditures	\$294,454,581	\$14,371,568	\$5,175,224	\$314,001,373

Special Notes on Expenditures for Probation Services and Juvenile Detention Centers

Probation Services

Because of the vast differences in how counties budget for employee fringe and other benefits generally and for probation services in particular, it is difficult to arrive at a complete figure for the expense of probation services. In the three largest counties, Marion, Lake, and Allen, probation office expenditures are part of the court’s general budget and, aside from salaries, cannot be identified separately. In other counties, even if all expenditures on probation operations and personal services are budgeted and reported separately, fringe benefits are lumped in the county’s general budget and are not reported separately for probation or court staff. A composite of all probation service expenses reported by the courts and probation departments is included, but this information

does not include fringe benefits and operating expenses for many counties.

Juvenile Detention Centers

Indiana has 20 juvenile detention centers. Only some of the facilities are funded through the courts’ budgets. This expenditure report includes only those expenses for juvenile detention operations that are funded through the courts’ budgets.

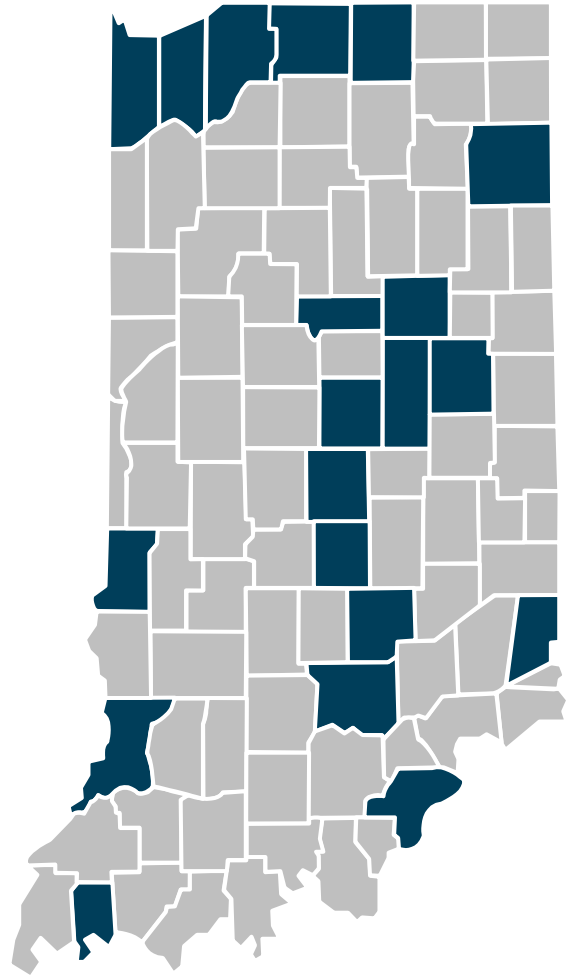
Probation Services Expenditures	
Statewide total of all Salaries and Wages for Probation Officers and Staff	\$83,395,414
Additional Expenditures Reported by Probation Departments	\$22,453,033
Total Reported Probation Expenditures	\$105,848,447

Juvenile Detention Center Expenditures	
Statewide Total of all Salaries and Wages for Juvenile Detention Center Staff	\$23,959,601
Additional Expenditures Reported by Juvenile Detention Centers	\$10,849,887
Total Reported Juvenile Detention Center Expenditures	\$34,809,488

Indiana Juvenile Detention Centers

The following chart is a list of all Indiana Juvenile Detention Centers.

County	Facility	Operated by the Juvenile Court?
Allen	Juvenile Center	Yes
Bartholomew	Youth Services Center	Yes
Clark	Juvenile Detention Center	No
Dearborn	Juvenile Detention Center	No
Delaware	Youth Opportunity Center	No
Elkhart	Juvenile Detention Center	Yes
Grant	Juvenile Detention Center	No
Hamilton	Youth Center	No
Howard	Kinsey Youth Center	Yes
Jackson	Juvenile Detention Center	No
Johnson	Juvenile Detention Center	Yes
Knox	Southwest Indiana Regional Youth Village	No, private and has a volunteer Board of Directors that runs facility and budget.
Lake	Juvenile Center	Yes
LaPorte	Juvenile Services Center	Yes
Madison	Youth Center	Yes
Marion	Juvenile Justice Complex	Yes
Porter	Juvenile Detention Center	Yes
St. Joseph	Juvenile Justice Center	No, Probate Court
Vanderburgh	Youth Care Center	No, private facility
Vigo	Juvenile Center	No



Special Note on Expenditures for Criminal Indigent Expense

Criminal indigent defense in Indiana is paid through a mixture of county funds and partial state reimbursements. The majority of counties (57 of 92) follow standards established by the Indiana Public Defender Commission for caseload limits and creation of independent public defender boards. They do so in order to qualify for 40 percent state reimbursement for qualified non-capital defense expenses. State funds reimburse 50 percent of all indigent expenses incurred by any county in defending capital (death penalty) cases. The counties provide indigent

defense services for the remainder of criminal cases through a variety of structures.

Counties may budget for indigent defense services through a court budget, through an independent public defense agency/office, or a combination of the two. All trial courts report indigent defense expenditures directly to IOCS. The Public Defender Commission shares the expenditure information it receives from the counties participating in the reimbursement program with IOCS. Some independent public defense agencies voluntarily submit expenditure reports to IOCS. IOCS combines the information from all of these sources to prepare the following chart.

County		Indigent Defense Cost
Adams	4	\$385,071
Allen	4	\$5,527,194
Bartholomew	1	\$608,754
Benton	3	\$69,367
Blackford	3	\$273,899
Boone	3	\$605,222
Brown	4	\$93,935
Carroll	3	\$301,352
Cass	4	\$647,405
Clark	3	\$1,810,178
Clay	1	\$220,753
Clinton	3	\$475,434
Crawford	1	\$140,253
Daviess	1	\$708,890
Dearborn	1	\$560,204
Decatur	3	\$370,665
DeKalb	4	\$617,927
Delaware	4	\$1,464,150
Dubois	1	\$330,909
Elkhart	1	\$209,051
Fayette	4	\$472,226
Floyd	4	\$2,137,149
Fountain	3	\$159,988
Franklin	1	\$160,819
Fulton	4	\$376,024
Gibson	1	\$385,539
Grant	4	\$1,119,747
Greene	3	\$1,019,061
Hamilton	1	\$1,601,960

County		Indigent Defense Cost
Hancock	3	\$595,217
Harrison	1	\$95,986
Hendricks	4	\$2,013,275
Henry	1	\$617,141
Howard	3	\$2,801,093
Huntington	1	\$213,101
Jackson	4	\$731,226
Jasper	3	\$692,605
Jay	4	\$409,585
Jefferson	3	\$698,582
Jennings	3	\$414,357
Johnson	1	\$675,978
Knox	4	\$840,021
Kosciusko	3	\$941,022
LaGrange	4	\$252,380
Lake	4	\$6,014,280
LaPorte	4	\$846,589
Lawrence	4	\$1,030,915
Madison	3	\$2,008,432
Marion	4	\$22,661,692
Marshall	1	\$360,179
Martin	3	\$317,253
Miami	4	\$764,248
Monroe	4	\$2,354,039
Montgomery	1	\$668,350
Morgan	1	\$6,490
Newton	1	\$201,540
Noble	3	\$1,642,059
Ohio	3	\$90,925

County		Indigent Defense Cost
Orange	3	\$551,423
Owen	1	\$823,221
Parke	3	\$146,319
Perry	3	\$304,652
Pike	3	\$212,324
Porter	1	\$47,517
Posey	1	\$527,192
Pulaski	3	\$476,908
Putnam	1	\$260,101
Randolph	1	\$395,476
Ripley	3	\$274,837
Rush	4	\$479,441
St. Joseph	2	\$2,728,355
Scott	3	\$603,731
Shelby	4	\$694,785
Spencer	1	\$380,749
Starke	1	\$103,417
Steuben	4	\$1,213,735

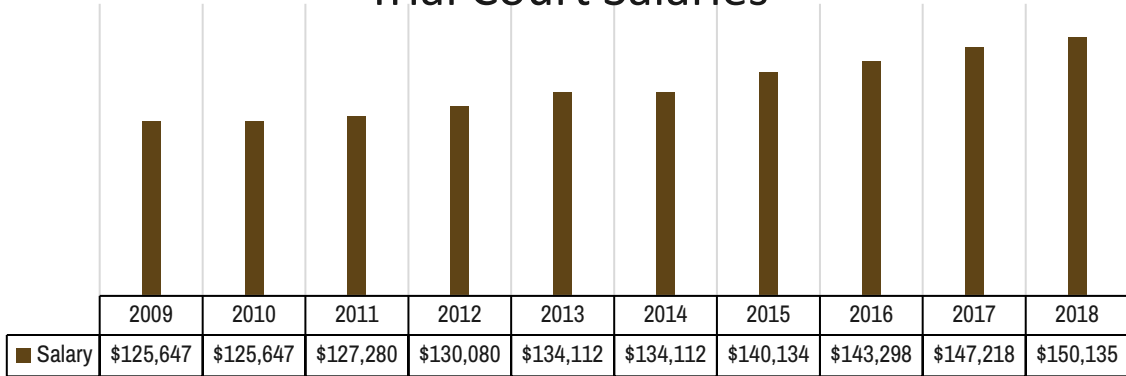
County		Indigent Defense Cost
Sullivan	3	\$260,142
Switzerland	3	\$201,394
Tippecanoe	3	\$6,107,640
Tipton	1	\$85,051
Union	3	\$83,795
Vanderburgh	4	\$2,888,597
Vermillion	4	\$227,406
Vigo	4	\$2,444,898
Wabash	4	\$731,817
Warren	3	\$104,208
Warrick	3	\$377,635
Washington	4	\$725,121
Wayne	1	\$219,603
Wells	1	\$232,121
White	1	\$99,232
Whitley	1	\$249,933
Total		\$99,074,462

Source of Amounts:

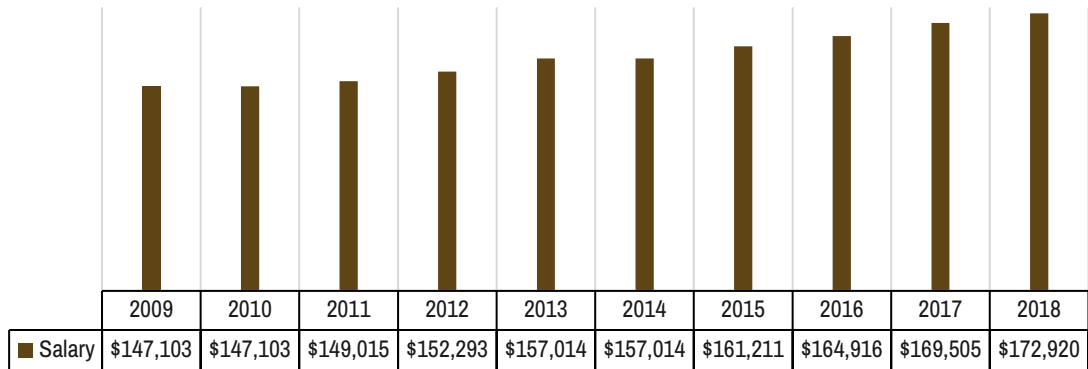
- (1) From reports to the IOCS only
- (2) From reports to the Public Defender Commission only
- (3) The greater of the amounts reported to the IOCS or the Public Defender Commission
- (4) A combination of the amounts reported to the IOCS and the Public Defender Commission

Judicial Salaries 2009-2018

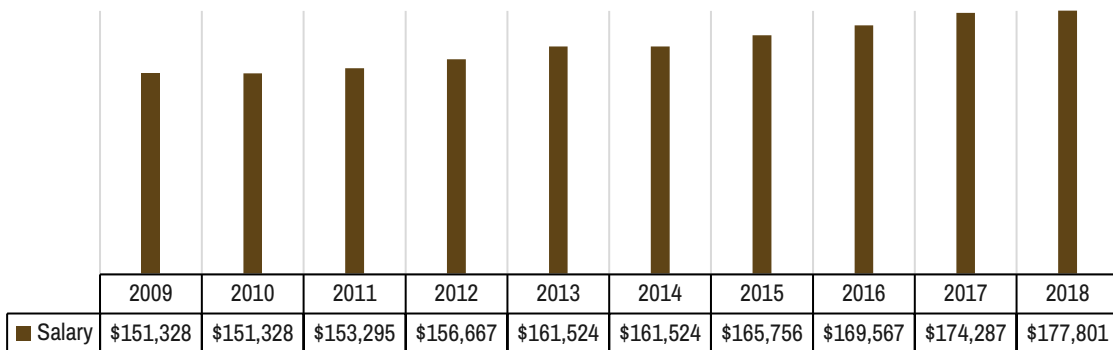
Trial Court Salaries



Court of Appeals and Tax Court Salaries



Indiana Supreme Court Salaries



Total Judicial Officer Positions and County Population

(As of December 2018)

County	Judges	Magistrate	Juv. Magistrate	Comm. Full Time	Comm. Part Time	Small Claims Court Judges	Referees	Total Court of Record Officers	City Court Judges	Town Court Judges	Total City and Town Court Judges	Population**
Adams	2							2			0	35,636
Allen	10	9	4					23	1		1	375,351
Bartholomew	3	1	1					5			0	82,753
Benton	1							1			0	8,653
Blackford	2							2			0	11,930
Boone	3		1		1			5		4	4	66,999
Brown	1	1						2			0	15,234
Carroll	2							2	1		1	20,127
Cass	3							3			0	37,955
Clark	4	4						8		1	1	117,360
Clay	2							2			0	26,170
Clinton	2							2	1		1	32,250
Crawford	1							1			0	10,558
Daviess	2						(1 PT)	3			0	33,147
Dearborn	2.5	0.5						3	1		1	43,226
Decatur	2							2			0	49,568
DeKalb	3							3	1		1	26,794
Delaware	5		1	1				7	1		1	114,772
Dubois	2							2			0	42,565
Elkhart	7	2	1	1				11	3		3	205,560
Fayette	2							2			0	23,047
Floyd	4	1						5			0	77,781
Fountain	1							1	1		1	16,351
Franklin	2							2			0	22,736
Fulton	2							2			0	20,092
Gibson	2							2			0	33,452
Grant	4		1					5	2		2	65,936
Greene	2	1						3			0	32,006
Hamilton	7	3		1				11	3		3	330,086
Hancock	3			1				4			0	76,351
Harrison	2						(1 PT)	3			0	40,350
Hendricks	6	2						8		3	3	167,009
Henry	3				1			4	1		1	48,271
Howard	5						(1 PT)	6			0	82,366
Huntington	2			1				3			0	36,240
Jackson	3						(1 PT)	4			0	44,111
Jasper	2							2		1	1	33,370
Jay	2							2	1		1	20,764
Jefferson	2							2			0	32,208
Jennings	2							2			0	27,611
Johnson	5	1	1					7	2		2	156,225
Knox	3							3	1		1	36,895

County	Judges	Magistrate	Juv. Magistrate	Comm. Full Time	Comm. Part Time	Small Claims Court Judges	Referees	Total Court of Record Officers	City Court Judges	Town Court Judges	Total City and Town Court Judges	Population**
Kosciusko	4							4			0	79,344
LaGrange	2							2			0	39,330
Lake	17	10	5		2		2	36	7	3	10	110,007
LaPorte	5	2	1					8			0	484,411
Lawrence	3							3			0	45,668
Madison	6	2		3	1			12	2	2	4	129,641
Marion	37	19	15	8	1	9		89	1	1	2	954,670
Marshall	3							3			0	46,248
Martin	1							1			0	10,217
Miami	3							3	1	1	2	35,567
Monroe	9			1				10			0	146,917
Montgomery	3							3			0	38,346
Morgan	4	1						5	1	1	2	70,116
Newton	2							2			0	14,011
Noble	3							3			0	47,532
Ohio	0.5	0.5						1			0	5,844
Orange	2							2			0	19,489
Owen	2			1				3			0	20,845
Parke	1							1			0	16,927
Perry	1	1						2			0	19,102
Pike	1						(1 PT)	1			0	12,410
Porter	6	2	1	1				10			0	169,594
Posey	2							2			0	25,540
Pulaski	2							2			0	12,469
Putnam	2							2			0	37,779
Randolph	2							2	2		2	24,851
Ripley	2							2	1	1	2	28,523
Rush	2							2			0	16,663
St. Joseph	10	10					1	21		1	1	23,878
Scott	2							2			0	44,593
Shelby	3	1						4			0	20,327
Spencer	1							1			0	270,771
Starke	1	1						2	1		1	22,935
Steuben	2	1						3		1	1	34,586
Sullivan	2							2			0	20,690
Switzerland	1							1			0	10,717
Tippecanoe	7	1	1		1			10	1		1	193,048
Tipton	1						(1PT)	1	1	1	2	15,128
Union	1							1			0	7,037
Vanderburgh	8	6	1				(1PT)	15			0	180,974
Vermillion	1							1	1		1	15,479
Vigo	6		1	1				8	1		1	107,386
Wabash	2							2	1		1	31,280
Warren	1							1			0	8,263
Warrick	3	1						4			0	62,567
Washington	2							2			0	27,943

County	Judges	Magistrate	Juv. Magistrate	Comm. Full Time	Comm. Part Time	Small Claims Court Judges	Referees	Total Court of Record Officers	City Court Judges	Town Court Judges	Total City and Town Court Judges	Population**
Wayne	4		1	1				6		1	1	65,936
Wells	2							2	1		1	28,206
White	2							2			0	24,133
Whitley	2							2			0	34,074
Total	317	84	36	21	7	9	(3FT) (7PT)	484	42	22	64	6,691,878

Marion County Small Claims Courts became Courts of Record on July 1, 2018. Indiana's estimated population figures were provided by the U.S. Census Bureau: <http://www.census.gov/>.

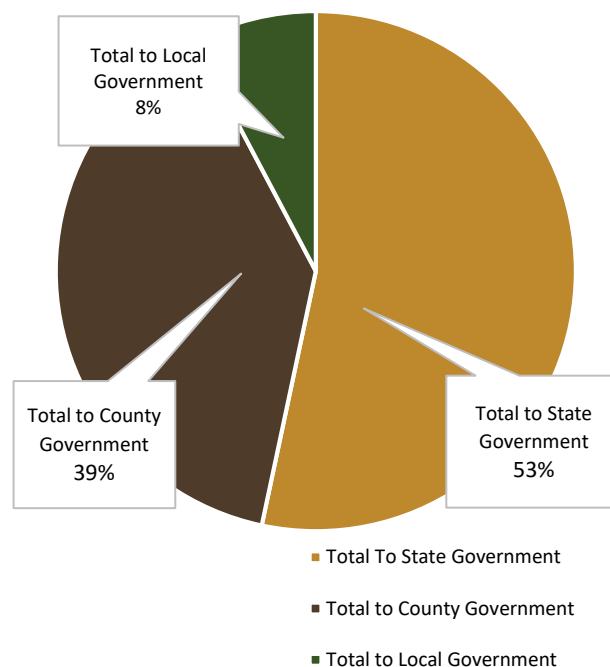
REVENUE

Revenue References

Trial courts generate revenue primarily from filing fees, court costs, fines, and user fees assessed to litigants. Depending on the case type, court, and nature of the offense, many different fees may be collected from litigants in Indiana courts. Only those fees authorized by statute or Indiana Supreme Court rule may be collected by the courts.

Revenues generated through the operation of the trial courts are collected, accounted for, and disbursed by the Clerk of the Circuit Court, an independently elected office for each judicial circuit. The Clerk of the Circuit Court also functions as the clerk of the county and, as such, performs many other functions unrelated to court operations, including issuing marriage licenses, coordinating the election board, and conducting elections.

Revenues generated through the city, town, and nine township courts in Marion County are collected by the local clerk or clerk-treasurer. The only direct payment fee is the personal service of process fee charged to small claims litigants in the Marion County Small Claims (township) Courts. This fee is paid to the township constable and his or her deputies.



Revenues collected by a court are disbursed to state, county or local general funds, user fee funds, or special funds used for specific programs or initiatives.

Marion County Small Claims (township) Courts have fees unique only to their nine courts.

The following table reflects a summary of the total revenues collected by the court system and sent to each level of government

Revenues Generated by All Courts

Summary of 2018 Revenues

Revenues Generated by All Courts	Circuit, Superior, and Probate Courts	City and Town	Marion County Small Claims	Grand Total
State Level Funds				
To General Fund	\$58,047,425	\$9,856,713	\$926,465	\$68,830,603
To User Funds	\$13,033,003	\$2,018,046	\$962,528	\$16,013,577
To Special Funds	\$4,855,758	\$1,115,785	\$96,253	\$6,067,796
Total to State Funds	\$75,936,186	\$12,990,544	\$1,985,246	\$90,911,976
County Level Funds				
To General Fund	\$18,434,743	\$1,834,517	\$0	\$20,269,260
To User Funds	\$0	\$0	\$0	\$0
To Special Funds	\$44,004,369	\$1,819,450	\$241,110	\$46,064,929
Total to County Funds	\$62,439,112	\$3,653,967	\$241,110	\$66,334,189
Local Level Funds				
To General Fund	\$2,361,770	\$3,880,801	\$2,094,067	\$8,336,638
To User Funds	\$0	\$0	\$0	\$0
To Special Funds	\$320,753	\$4,441,342	\$98,046	\$4,860,141
Total to Local Funds	\$2,682,523	\$8,322,143	\$2,192,113	\$13,196,779
Total Generated Funds	\$141,057,821	\$24,966,654	\$4,418,469	\$170,442,944
Others				
To Marion County Township Constables for Personal Service or Certified Mail				\$1,532,876

2018 Revenues Generated by Circuit, Superior and Probate Courts

Revenues Generated by Circuit, Superior and Probate Courts	State Funds	County Funds	Local Funds	Total
Revenues Distributed to General Funds				
Court Costs	\$35,614,149	\$13,917,159	\$1,471,250	\$51,002,558
Judicial Salaries	\$11,077,815		\$12,796	\$11,090,611
Infraction Judgments	\$5,303,850			\$5,303,850
Court Administration	\$2,947,402		\$14,308	\$2,961,710
Public Defense Administration Fee	\$2,960,307			\$2,960,307
Additional Garnishee Defendants Service Fee		\$6,679	\$0	\$6,679
Civil Action Service of Process Fee		\$108,941	\$0	\$108,941
Small Claims Service of Process Fee		\$664,621		\$664,621
Civil Penalties for Local Ordinance Violations		\$180,650	\$726,207	\$906,857
Bond Administration Fee		\$1,453,285	\$137,209	\$1,590,494
Support Fee	\$141,246	\$301,714		\$442,960
Document Fee		\$1,184,342	\$0	\$1,184,342
Interest on Investments	\$2,656	\$617,352	\$0	\$620,008
Total to General Funds	\$58,047,425	\$18,434,743	\$2,361,770	\$78,843,938
Revenues Distributed to User Funds				
State portion of Drug Abuse, Prosecution Interdiction and Correction Fee	\$470,109			\$470,109
State portion of Countermeasures Fee	\$906,192			\$906,192
State portion of Child Abuse Prevention Fee	\$26,385			\$26,385
Highway Work Zone Fee	\$135,329			\$135,329
Safe School Fee	\$74,933			\$74,933
Automated Record Keeping Fee	\$11,305,445			\$11,305,445
Domestic Violence and Treatment Fee	\$114,610			\$114,610
Total to User Funds	\$13,033,003	\$0	\$0	\$13,033,003
Revenue Distributed to Special Funds				
Adult Probation User Fee		\$11,415,233	\$0	\$11,415,233
Juvenile Probation User Fee		\$438,044		\$438,044
Guardian <i>Ad Litem</i> Fee		\$125,213		\$125,213
Problem-Solving Court Fee		\$1,576,538	\$0	\$1,576,538
Reimbursements to Supplemental Public Defender Services Fund†		\$3,205,072	\$0	\$3,205,072
Alternative Dispute Resolutions		\$631,495		\$631,495
Fines and Forfeitures	\$1,677,720			\$1,677,720
Vehicle License Fee	\$460,282			\$460,282
Reimbursements to Dept. of Natural Resources	\$21,619			\$21,619
Judicial Insurance Adjustment Fee	\$594,826			\$594,826
County portion of Drug Abuse, Prosecution, Interdiction, and Correction Fee		\$1,426,095		\$1,426,095
County portion of Countermeasures Fee		\$2,719,017		\$2,719,017
County portion of Child Abuse Prevention Fund		\$1,445		\$1,445
Pro Bono Fee	\$313,420			\$313,420
Prosecutorial Pretrial Diversion Fee		\$3,483,453	\$0	\$3,483,453
Prosecutorial Deferral Program Fee		\$5,423,868	\$302,943	\$5,726,811
DNA Sample Processing Fee	\$753,702			\$753,702
Sexual Assault Victims Assistance Fee	\$46,272			\$46,272
Late Surrender Fee		\$231,774	\$0	\$231,774
Late Payment Fee		\$804,717	\$150	\$804,867
Worksite Speed Limit Judgment	\$288,975			\$288,975

Revenues Generated by Circuit, Superior and Probate Courts	State Funds	County Funds	Local Funds	Total
Document Storage Fee		\$3,190,028		\$3,190,028
Marijuana Eradication Program Fee		\$22,615		\$22,615
Jury Fee		\$583,285		\$583,285
Alcohol and Drug Services Fee		\$4,471,019		\$4,471,019
Law Enforcement Continuing Education Program Fee		\$966,208	\$17,660	\$983,868
Special Death Benefits Fee	\$299,870			\$299,870
IntraState Transfer Probation Fee		\$91,973		\$91,973
Youth Tobacco Civil Penalty				\$0
Automated Record Keeping Fee (Deferred/Deferral Program)	\$312,325			\$312,325
Other	\$86,747	\$3,197,277		\$3,284,024
Total to Special Funds	\$4,855,758	\$44,004,369	\$320,753	\$49,180,880
Total Generated Funds	\$75,936,186	\$62,439,112	\$2,682,523	\$141,057,821

2018 Revenues Generated by City and Town Courts

Revenues Generated by City and Town Courts	State Funds	County Funds	Local Funds	Total
Revenues Distributed to General Funds				
Court Costs	\$4,940,334	\$1,798,551	\$2,248,777	\$8,987,662
Judicial Salaries	\$1,478,908		\$493,351	\$1,972,259
Infraction Judgments	\$2,449,025			\$2,449,025
Court Administration	\$495,668			\$495,668
Public Defense Administration Fee	\$492,778			\$492,778
Additional Garnishee Defendants Service Fee			\$7,090	\$7,090
Support Fee				
Civil Action Service of Process Fee		\$1,155	\$1,792	\$2,947
Small Claims Service of Process Fee		\$3,110		\$3,110
Civil Penalties for Local Ordinance Violations		\$31,386	\$906,012	\$937,398
Bond Administration Fee			\$175,432	\$175,432
Document Fee		\$315	\$14,991	\$15,306
Interest on Investments			\$33,356	\$33,356
Total to General Funds	\$9,856,713	\$1,834,517	\$3,880,801	\$15,572,031
Revenues Distributed to User Funds				
State portion of Drug Abuse, Prosecution Interdiction and Correction Fee	\$35,102			\$35,102
State portion of Countermeasures Fee	\$66,013			\$66,013
State portion of Child Abuse Prevention Fee	\$0			\$0
Highway Work Zone Fee	\$56,938			\$56,938
Safe School Fee	\$1,555			\$1,555
Automated Record Keeping Fee	\$1,858,438			\$1,858,438
Total to User Funds	\$2,018,046	\$0	\$0	\$2,018,046
Revenues Distributed to Special Funds				
Adult Probation User Fee		\$244,582	\$703,740	\$948,322
Juvenile Probation User Fee				
Guardian Ad Litem Fee				
Problem-Solving Court Fee				
Reimbursements to Supplemental Public Defender Services Fund		\$31,739	\$105,931	\$137,670
Alternative Dispute Resolutions				
Fines and Forfeitures	\$281,214			\$281,214
Vehicle License Fee	\$179,262			\$179,262
Reimbursements to Dept. of Natural Resources	\$2,020			\$2,020
Judicial Insurance Adjustment Fee	\$114,652			\$114,652
County portion of Drug Abuse, Prosecution, Interdiction, and Correction Fee		\$105,543		\$105,543
County portion of Countermeasures Fee		\$193,249		\$193,249
County portion of Child Abuse Prevention Fee				
Domestic Violence and Treatment Fee	\$3,097			\$3,097
Prosecutorial Pretrial Diversion Fee		\$463,180	\$327,668	\$790,848
Prosecutorial Deferral Program Fee		\$462,883	\$1,485,848	\$1,948,731
Pro Bono Fee	\$5,259			\$5,259
DNA Sample Processing Fee	\$272,796			\$272,796
Sexual Assault Victims Assistance Fee				\$0
Late Surrender Fee				\$0
Late Payment Fee			\$637,845	\$637,845
Worksite Speed Limit Judgment	\$119,773			\$119,773
Document Storage Fee		\$5,384	\$573,648	\$579,032

Revenues Generated by City and Town Courts	State Funds	County Funds	Local Funds	Total
Marijuana Eradication Program Fee		\$200		\$200
Jury Fee		\$215,603		\$215,603
Alcohol and Drug Services Fee			\$1,750	\$1,750
Law Enforcement Continuing Education Program Fee		\$4,010	\$379,648	\$383,658
Special Death Benefits Fee	\$19,518			\$19,518
IntraState Transfer Probation Fee				\$0
Youth Tobacco Civil Penalty				\$0
Automated Record Keeping Fee (Deferred/Deferral Program)	\$110,304			\$110,304
Other	\$7,890	\$93,077	\$225,264	\$326,231
Total to Special Funds	\$1,115,785	\$1,819,450	\$4,441,342	\$7,376,577
Total Generated Funds	\$12,990,544	\$3,653,967	\$8,322,143	\$24,966,654

2018 Revenues Generated by Marion County Small Claims Courts

	State Funds	County Funds	Local Funds	Other	Total
Revenues Distributed to General Funds					
Judicial Salaries	\$541,440		\$180,481		\$721,921
Public Defense Administration	\$240,641				\$240,641
Court Administration – state portion	\$144,384				\$144,384
Filing Docket			\$1,644,851		\$1,644,851
Redocketing Fee			\$132,568		\$132,568
Docket Fee paid to Low Caseload Court			\$136,167		\$136,167
Total to General Funds	\$926,465	\$0	\$2,094,067	\$0	\$3,020,532
Revenues Distributed to User Funds					
Automated Record Keeping Fee	\$962,528				\$962,528
Total to User Funds	\$962,528	\$0	\$0	\$0	\$962,528
Revenues Distributed to Special Funds					
Judicial Insurance Adjustment	\$48,128				\$48,128
Court Administration – township portion			\$95,972		\$95,972
<i>Pro Bono</i> Fee	\$48,125				\$48,125
Document Storage		\$240,635			\$240,635
Other Fees	\$0	\$475	\$2,074		\$2,549
Total to Special Funds	\$96,253	\$241,110	\$98,046	\$0	\$435,409
Total Generated Funds	\$1,985,246	\$241,110	\$2,192,113	\$0	\$4,418,469
Service of Process Fees					
Service of Process Fee for Certified Mail (paid directly to the Constables)				\$0	
Service of Process Fee for Personal Service (paid directly to Constables)				\$1,532,876	\$1,532,876
Other					\$0

Costs and Fees Routinely Charged in all Cases

Fee/Cost/Fine	Indiana Code Citation	Fee Amount	Assessment and Distribution Notes:
Automated Record Keeping Fee	33-37-5-21; 33-34-8-1(a)(7); 33-34-8-3(d)(1)(A); 33-37-7-2(a); 33-37-7-2(b)(7) and (m); 33-37-7-8(d)(5); 33-37-7-8(a); 33-37-4-1(b)(12); 33-37-4-2(b)(9); 33-37-4-2(e); 33-37-4-1(c); 33-37-4-3(b)(7); 33-37-4-4(b)(4); 33-37-4-6(b)(3); 33-37-4-7(b)(3); 33-24-6-12; 33-37-9-4	The automated record keeping fee increased to \$20 (from \$19) on July 1, 2017 for all actions other than pretrial diversion programs and deferral programs. The automated record keeping fee for pretrial diversion programs and deferral programs remains \$5.	Collected in all case types. 100% of this fee collected in pretrial diversion or deferral program cases is distributed to State Homeowner Protection Unit Account; 100% of this fee collected in a county using the state case management system (Odyssey) for all cases other than pretrial diversion or deferral program cases is distributed to the State User Fee fund for further distribution to Court Technology. Counties using a case management system other than Odyssey are no longer authorized to keep a portion of this fee.
Court Administration Fee	33-37-5-27; 33-34-8-1(a)(12); 33-34-8-3(b)(1)(C); 33-34-8-3(c); 33-37-4-1(b)(18); 33-37-4-2(b)(14); 33-37-4-4(b)(8); 33-37-4-6(b)(7); 33-37-4-7(b)(7); 33-37-7-2(h)(4); 33-37-7-8(g)(3)	\$5	Collected in each action filed in a circuit, superior, probate, city, town, or Marion County small claims court. This fee is only collected in criminal actions or civil violations if a person is convicted of an offense, required to pay a pretrial diversion fee, found to have committed an infraction, or found to have violated an ordinance. All courts, except Marion County Township Courts, distribute this fee to the State General Fund. Marion County Township Courts distribute 60% to the State General Fund and 40% to the township trustee to fund operations of the township small claims court.

<p>Court Costs (except Marion County Township Courts)</p>	<p>33-37-4-1(a); Rule PC 1 section 2; 33-37-4-2(a); 33-37-4-3(a); 33-37-4-6; 33-37-4-7(a); 33-37-7-2(a)(1); 33-37-7-4(a)(1); 33-37-7-6(a)(1); 33-37-7-8</p>	<p>\$120 felony or misdemeanor; \$70 infraction or ordinance violation; \$120 juvenile actions (including CHINs, delinquency, and paternity); \$100 civil actions (some civil actions are exempted); \$35 small claims (except for Marion County Township Courts); \$120 probate/trust cases.</p>	<p>Court costs are charged upon conviction for felony or misdemeanor, charged upon judgment for infraction or ordinance violation; and upon filing for civil actions, small claims, and probate/trust cases.</p> <p>Court costs collected in the circuit and superior courts are distributed to the State, County, and Local General Funds in the following percentages: 70%, 27% and 3%. If court costs are collected in city or town courts they are distributed to the State, County, and Local General Funds in the following percentages: 55%, 20% and 25%.</p>
<p>Document Storage Fee</p>	<p>33-37-5-20, 33-37-5-2(a)(2); 33-34-8-1(a)(6); 33-34-8-3(b)(2); 33-37-4-1(b)(11); 33-37-4-2(b)(8); 33-37-4-3(b)(6); 33-37-4-4(b)(3); 33-37-4-6(b)(2); 33-37-4-7(b)(2)</p>	<p>\$5</p>	<p>Collected in all civil, criminal, juvenile, probate, infraction, ordinance violation, and small claims actions including small claims actions in a Marion County Township Court.</p> <p>Beginning July 1, 2015, the document storage fee increased to \$5 (from \$2) in all civil, criminal, infraction, and ordinance violation cases. This fee increase is in effect from July 1, 2015 to June 30, 2022 when the fee will decrease to \$2</p> <p>Deposited to County Clerk Record Perpetuation Fund or Local Clerk Record Perpetuation Fund depending on collecting court.</p> <p>For fees collected after June 30, 2015 and before July 1, 2017, counties not operating under the state's automated judicial system (Odyssey) may use \$3 of the fee for purposes of the county's case management system</p>
<p>Judicial Insurance Adjustment Fee</p>	<p>33-37-5-25; 33-34-8-1(a)(10); 33-34-8-3(b)(1)(D); 33-37-4-1(b)(16); 33-37-4-2(b)(12); 33-37-4-3(b)(10); 33-37-4-4(b)(6); 33-37-4-6(b)(5); 33-37-4-7(b)(5); 33-37-1-1; 33-</p>	<p>\$1</p>	<p>Collected in all actions.</p> <p>Distributed to state auditor for deposit to the Judicial Branch Insurance Adjustment Account.</p>

	37-7-2(i); 33-37-7-8(h); 33-38-5-8.2		
Judicial Salaries Fee	33-37-5-26; 33-34-8-1(a)(11); 33-34-8-3(b)(1)(E); 33-37-4-1(b)(17); 33-37-4-2(b)(13); 33-37-4-3(b)(11); 33-37-4-4(b)(7); 33-37-4-6(b)(6); 33-37-4-7(b)(6); 33-37-7-2(h)(2); 33-37-7-8(i); 33-37-1-1	\$15 for small claims action including small claims actions filed in a Marion County Township Court, \$20 for all other actions.	This fee is imposed in all cases to support judicial salaries for the court. Circuit and superior courts distribute 100% to the State General Fund; city, town and township courts may retain 25% and distribute the remainder to the State General Fund. The 25% retained by the city and town courts is used to fund court operations. The 25% retained by a township court is deposited in the Township General Fund.
Public Defense Administration Fee	33-37-5-21.2; 33-37-1-1; 33-34-8-1(a)(9); 33-34-8-3(b)(1)(B); 33-37-4-1(b)(15); 33-37-4-2(b)(11); 33-37-4-3(b)(9); 33-37-4-4(b)(5); 33-37-4-6(b)(4); 33-37-4-7(b)(4); 33-37-7-2(h)(1); 33-37-7-8(g)(1)	\$5	Collected in all case types. Distributed to the State General Fund.

Fees Charged Routinely in Criminal, Civil Violation (Infraction and Ordinance Violation), Deferral, and Pretrial Diversion Cases

Fee/Cost/Fine	Indiana Code Citation	Fee Amount	Assessment and Distribution Notes:
Adult Probation User and Administration Fees	35-38-2-1; 35-38-2-1.5; 9-30-9-9	Misdemeanor - Initial User's Fee \$50 or less; Monthly User's Fee \$10 - \$20; Administrative Fee \$50 Felony - Initial User's Fee \$25 - \$100; Monthly User's Fee \$15 - \$30; Administrative Fee \$100.	<p>Assessed to adults convicted of a felony or misdemeanor and placed on probation. Court has option/discretion to require payment of the misdemeanor probation user and administrative fees but must impose felony probation user and administrative fees. A person placed on probation for more than one crime may be required to pay more than one initial probation user's fee; but, he/she cannot be required to pay more than one monthly probation user's fee. A court may order a person to pay probation user fees that exceed the statutory maximums if that person was placed on probation in another state and moved or transferred to Indiana; the other state allows a higher probation user's fee than Indiana's maximum, and the probation user's fees the Indiana court orders the person to pay does not exceed the maximum amount allowed in the other state.</p> <p>Distributed to County Supplemental Adult Probation Services Fund; but, if these fees are collected by the clerk of a city or town court or the probation department of a city or town and the city or town has an adult probation services program, then the fees are transferred to the fiscal officer for deposit to the Local Supplemental Adult Probation Services Fund. The clerk collecting these fees may keep up to 3% of the fee amount to defray the administrative costs of collecting the fee. This 3% is deposited in the Clerk Record Perpetuation Fund. The clerk may also be asked to transfer an additional 3% of this fee to the County or Local General Fund depending upon the requesting fiscal officer.</p>
Alcohol Abuse Deterrent Program Fee and Medical Fee	33-37-5-11; 9-30-9	Alcohol abuse deterrent program fee may not exceed \$400; Medical fee may not exceed \$150.	<p>The probation department shall collect an alcohol abuse deterrent program fee and a medical fee set by the court under Indiana Code 9-30-9-8 in actions in a court in a county that has established a program under Indiana Code 9-30-9 (Circuit Court Alcohol Abuse Deterrent Programs).</p> <p>The probation department shall deposit these fees into the Supplemental Adult Probation Services Fund. Monies in a Supplemental Probation Services Fund may be used only to supplement probation services and</p>

Fee/Cost/Fine	Indiana Code Citation	Fee Amount	Assessment and Distribution Notes:
			to supplement salaries for probation officers and may not be used to replace other funding of probation services. See Indiana Code 35-38-2-1(h).
Alcohol and Drug Countermeasures Fee (previously the Countermeasures Fee)	9-30-5; 33-37-5-10; 33-37-4-1(b)(6); 33-37-7-2(b)(2); 33-37-7-2(c)(2); 33-37-4-2(b)(4); 33-37-4-3(b)(5); 5-2-11; 33-37-9-4; 9-27-2-11; 9-21-8-50; 9-21-8-52; 7.1-5-1-3; 7.1-5-1-6	\$200	<p>The clerk shall collect an Alcohol and Drug Countermeasures Fee in each action in which a person found to have committed an OVWI offense or a person who has be adjudicated a delinquent for an act that would be an OVWI if committed by an adult AND the person's driving privileges are suspended by the court or the BMV as a result of the finding. This fee is also charged as a part of some plea agreements involving OVWI offenses.</p> <p>25% is deposited in the State User Fee Fund and 75% is deposited in the County Drug Fee Community Fund. The county auditor administers this fund. Each year the county fiscal body appropriates from the fund amounts allocated by the county legislative body for the use of persons, organizations, agencies, and political subdivisions to carry out recommended actions by the local coordinating council and approved by the Commission for a Drug Fee Indiana. See Indiana Code 5-2-11-5.</p>
Alcohol and Drug Services Program Fee	33-37-5-8(b); 12-23-14-16; 33-37-8-5(b)(4); 33-37-8-3(b)(2); 33-37-4-1(b)(3); 33-37-4-2(b)(2)	Set by court rule and may not exceed \$400.	<p>This fee is collected in criminal, infraction, and ordinance violation cases in a county that has established an alcohol and drug services program. The fee is collected by a schedule adopted by the court (including city and town courts).</p> <p>Deposited into the County or Local User Fee Fund depending on court collecting. Upon receipt of monthly claims submitted under oath to the fiscal body by the Alcohol and Drug Services Program, the fiscal body shall appropriate the amount collected to the Alcohol and Drug Services Program.</p>
Bail Bond Fee	35-33-8-3.2(d)	\$5	<p>Collected on all admissions to bail on a surety, property, or cash deposit bond.</p> <p>Distributed to Public Employees Retirement Fund.</p>
Bond Administration Fee	35-33-8-3.2(a)(2)	10% of the value of the cash bond or \$50	This is an administrative fee charged by the clerk when a defendant executes a cash bond. This fee may be retained regardless of the disposition of the case.

Fee/Cost/Fine	Indiana Code Citation	Fee Amount	Assessment and Distribution Notes:
		whichever is less.	Deposited in the County or Local General Fund depending on the court collecting.
Child Abuse Prevention Fee	33-37-5-12; 33-37-4-1(b)(7); 33-37-7-2(b)(3)	\$100	Assessed against a defendant who is found guilty of certain criminal offenses against the person (listed in Indiana Code 33-37-5-12(1)) and the victim is less than 18 years of age. As of 7/1/2012, 100% of the fee is deposited to the State User Fee Fund.
Child Restraint System Violation Fine	9-19-11	Varies	Judgments collected for violations of Indiana Code 9-19-11 Passenger Restraint Systems for Children. Distributed to the State Child Restraint System Account established within the State General Fund.
Civil Penalties for Local Ordinance Violations	34-28-5-4(e); 34-28-5-1(i); 36-1-3-8	Varies	These are judgments for local ordinance violations. Deposited to the County or Local General Fund depending on whether the ordinance is countywide or a city/town ordinance.
Deferral Program Fee (assessed in deferral programs for infractions and ordinance violations)	34-28-5-1(g); 34-28-5-1(h); 33-37-4-2(c)(3); 33-37-4-2(e); 33-37-7-2(a); 33-37-7-8(a); 33-37-8-3(b)(4); 33-37-8-5(b)(6); 33-37-8-5(c); 4-6-12-9; 33-37-8-4(b); 33-37-8-6(b)	The initial user's fee may not exceed \$52 and the monthly fee may not exceed \$10. The monthly fee is charged each month the defendant remains in the deferral program.	This fee is assessed in lieu of standard court costs and judgments when the county prosecutor or municipal attorney has established a deferral program for infractions and ordinance violations. The defendant may be charged an initial user's fee and a monthly user's fee. The initial and monthly user's fees are collectively referred to as the Deferral Program Fee. In addition, if the action involves a moving traffic violation, the defendant is also assessed a court cost of \$70. The court must assess the \$5 Automated Record Keeping Fee in all deferral program cases. Deferral programs are not available to offenses under Indiana Code 9-24-6 involving the operation of a commercial motor vehicle. The Deferral Program Fee (initial and monthly user's fees) is deposited in the County or City/Town User Fee Fund depending on the court collecting. The county auditor is directed to deposit \$2 of each Deferral Program Fee to the Jury Pay Fund. Funds derived from a deferral or pretrial diversion program may be disbursed only by the adoption of an ordinance appropriating the finds for the specific purposes defined in Indiana Code 33-37-8-4(b) and these funds may only be used in accordance with guidelines adopted by the

Fee/Cost/Fine	Indiana Code Citation	Fee Amount	Assessment and Distribution Notes:
			prosecuting attorneys' council under Indiana Code 33-39-8-5.
Deferred Prosecution Fee (assessed in pretrial diversion programs for misdemeanors, level 6 and level 5 felonies see 33-39-1-8)	33-37-5-17; 33-39-1-8; 33-37-7-2(a)(7); 33-37-7-4(a)(7); 33-37-7-6(a)(7); 33-37-7-8(a)(5), (b)(5), and (c)(5); 33-39-1-8(d); 33-39-1-8(h); 33-37-4-1(b)(10)	\$120	<p>This fee is assessed in lieu of standard court costs when the county prosecutor or municipal attorney has established a pretrial diversion program for misdemeanors. The defendant must be charged a mandatory Deferred Prosecution Fee of \$120. The defendant must also be charged the Automated Record Keeping Fee and may be assessed Pretrial Diversion Program Fees.</p> <p>The Deferred Prosecution Fee is distributed to the State/County/Local General Funds in the following percentages 70%, 27%, 3% if assessed in a circuit or superior court or 55%, 20%, 25% if assessed in a city/town court.</p>
DNA Sample Processing Fee	33-37-5-26.2; 33-37-7-2(h)(3); 33-37-4-1(b)(19); 33-37-4-2(b)(15); 33-37-7-8(g)(2); 33-37-7-9(b)(9); 10-13-6-9.5	\$3	<p>Collected from anyone convicted of a felony or misdemeanor, found to have committed an infraction, ordinance violation, or required to pay a Pretrial Diversion Fee.</p> <p>Distributed to State General Fund for deposit to the DNA Sample Processing Fund.</p>
Domestic Violence Prevention and Treatment Fee	33-37-5-13; 33-37-7-2(b)(4); 33-37-4-1(b)(8)	\$50	Collected in criminal actions in which the defendant is found guilty of murder, causing suicide, voluntary manslaughter, reckless homicide, battery/domestic battery, strangulation, or rape and the victim is the defendant's spouse, former spouse, living as if the defendant's spouse, or if the victim has a child in common with the defendant. This fee is sometimes referred to as the "Family Violence Fee".

Fee/Cost/Fine	Indiana Code Citation	Fee Amount	Assessment and Distribution Notes:
			Distributed to State User Fee Fund.
Drug Abuse, Prosecution, Interdiction, and Correction Fee	35-48-4; 33-37-4-1(b)(5); 33-37-5-9; 33-37-7-2(b)(1); 33-37-7-2(c)(1); 5-2-11-2; 35-48-4	At least \$200 but not more than \$1,000.	<p>All courts, including city/town courts, must assess this fee of at least \$200 but not more than \$1,000 against a person convicted of a controlled substance offense. The court must consider the person's ability to pay when determining the amount of the fee.</p> <p>25% is deposited in the State User Fee Fund and 75% is deposited in the County Drug Free Community Fund. The county auditor administers this fund. Each year the county fiscal body appropriates from the fund amounts allocated by the county legislative body for the use of persons, organizations, agencies, and political subdivisions to carry out recommended actions by the local coordinating council and approved by the Commission for a Drug Fee Indiana. See Indiana Code 5-2-11-5.</p>
Emergency Medical Services Restitution Fee	9-30-5-17; 16-31-8	Not to exceed \$1,000.	<p>Assessed in felony/misdemeanor convictions under Indiana Code 9-30-5 (OVWI). For emergency medical services necessitated due to the offense.</p> <p>Distributed to the Emergency Medical Services Restitution Fund.</p>
Fines and Forfeitures	Indiana Constitution Article 8 section 2	Varies	<p>Fines and forfeitures are assessed in criminal convictions.</p> <p>All fines and forfeitures are deposited in the State Common School Fund.</p>
Highway Worksite Zone Fee	33-37-5-14; 33-37-7-2(b)(5); 33-37-4-1(b)(9); 33-37-4-2(b)(5); 33-37-7-8(d)(3); 9-21-5-2; 9-21-5-3; 9-21-8-7.5	\$0.50 or \$25.50	<p>The clerk must collect a fifty-cent Highway Work Zone Fee in each traffic offense, including traffic infractions, misdemeanors, and ordinance violations. If the offense involves exceeding a worksite speed limit or failure to merge properly in the work zone AND the judge orders to the clerk to collect the fee for exceeding a worksite speed limit or failure to merge, the fee is \$25.50.</p> <p>Distributed to State User Fee Fund.</p>
Infraction Judgment Collections	34-28-5-5(c); 34-28-5-4(h); 34-28-5-5(e)	Varies	<p>Judgments collected for cases in which a defendant is found to have committed an infraction that has statewide applicability.</p> <p>In most cases these funds are deposited in the State General Fund but there are exceptions such as worksite</p>

Fee/Cost/Fine	Indiana Code Citation	Fee Amount	Assessment and Distribution Notes:
			speed limit judgments, child restraint violations and youth tobacco civil penalties. Marion County must deposit infraction judgment collections for traffic violations in a dedicated non-reverting county fund used to pay county commissioners appointed under I.C. 33-33-49 and for Marion County's guardian ad litem program.
Jury Fee	33-37-5-19; 33-37-4-2(b)(7); 33-37-8-5(b)7; 33-37-8-8; 33-37-11-2	\$2	<p>Collected in each action in which a defendant is found to have committed a crime, violated a statute defining an infraction, or violated an ordinance of a municipal corporation. City courts can conduct jury trials and should collect the jury fee.</p> <p>Distributed to the County User Fee Fund. If the clerk certifies to a county fiscal body the amount of jury fees collected, the county fiscal body will direct the auditor to transfer the amount to the Jury Pay Fund.</p>
Late Surrender Fee	27-10-2-12(c) and (i); 36-8-10-12; 35-33-14-5	The fee amount is based on the number of days it takes for bail agent/surety to comply with the court order to surrender defendant to the court.	<p>When a bonded defendant fails to appear, a late surrender fee based on a percentage of the value of the bond is assessed against the bail agent/surety.</p> <p>50% is deposited in the Police Pension Trust Fund and 50% is deposited in the County Extradition Fund.</p>
Law Enforcement Continuing Education Program Fee	33-37-5-8(c); 33-37-4-1(b)(4) and (d)(4); 33-37-4-2(b)(3) and (c)(2); 33-37-8-3(b)(3); 33-37-8-5(b)(5)	\$4	<p>This fee is charged in each action where a defendant is found to have committed a crime, violated a statute defining an infraction, or violated an ordinance of a municipal corporation.</p> <p>This fee is deposited in the County or Local User Fee Fund depending on the court collecting. The county or local law enforcement agency may submit claims containing verified statement of cause numbers for fees collected attributable to the law enforcement efforts of that agency. These statements are submitted to the county or local fiscal body. Funds are ultimately deposited into the county or local Law Enforcement Continuing Education Fund. This fund may only be used for the purposes stated in Indiana Code 5-2-8-1 or Indiana Code 5-2-8-2.</p>

Fee/Cost/Fine	Indiana Code Citation	Fee Amount	Assessment and Distribution Notes:
Marijuana Eradication Program Fee	33-37-5-7; 35-48-4; 15-16-7-8; 33-37-8-5(b)(3)	Up to \$300.	<p>This fee may be assessed by the court in any conviction relating to a controlled substance in a county with a Weed Control Board.</p> <p>This fee is deposited in the County User Fee Fund. Upon receipt of monthly claims submitted under oath to the fiscal body by the Weed Control Board, the fiscal body shall appropriate the amount collected to the Marijuana Eradication Program.</p>
Pretrial Diversion Program Fee (assessed in pretrial diversion programs for misdemeanors, level 6 and level 5 felonies see 33-39-1-8(d0(1)))	33-39-1-8(d); 33-39-1-8(h); 33-37-4-1(c); 33-37-4-1(d); 33-37-8-3(b)(1); 33-37-8-5(b)(1); 33-37-8-6(b); 33-37-8-7; 33-37-8-4(b); 33-37-8-6(b); 33-37-4-1(b)(10); 33-37-7-2(a); 33-37-7-8; 33-37-5-17; 33-37-4(a)(7); 33-37-7-6(a)(7); 33-37-4-2(b)(6)	\$50 initial user's fee and \$10 monthly user's fee.	<p>This fee may be assessed as part of a pretrial diversion program established by the county prosecutor or municipal attorney. The Pretrial Diversion Fee consists of a \$50 initial user's fee and a \$10 monthly fee. The monthly fee is assessed for each month the accused remains in the pretrial diversion program. The initial user's fee and monthly user's fee are collectively referred to as the Pretrial Diversion Fee (see Indiana Code 33-37-4-1(c)). These fees may be waived by the prosecutor/municipal attorney. The court must assess the Deferred Prosecution Fee and the Automated Recordkeeping Fee in pretrial diversion cases.</p> <p>Deposited in the County or Local User Fee Fund depending on the court collecting. Pretrial Diversion Fees deposited in the County User Fee Fund may ultimately be deposited in a County Pretrial Diversion Program Fund if one has been established. Funds derived from a deferral or pretrial diversion program may be disbursed only by the adoption of an ordinance appropriating the funds for the specific purposes defined in Indiana Code 33-37-8-4(b) and these funds may only be used in accordance with guidelines adopted by the prosecuting attorneys' council under Indiana Code 33-39-8-5.</p>
Pretrial Services Fees	35-33-8-3.3	Initial: \$25 to \$100; monthly: \$15 to \$30; administrative: \$100.	Collected if the defendant has a prior unrelated conviction for any offense, is charged with a new offense, and is placed under the supervision of a probation officer or pretrial services agency. Defendant must have the ability to pay and the court finds by clear and convincing evidence that the supervision is necessary to ensure the defendant's appearance in court or the physical safety of the community or another person.

Fee/Cost/Fine	Indiana Code Citation	Fee Amount	Assessment and Distribution Notes:
			<p>The clerk may retain no more than 3% of this fee to defray the administrative costs of collecting this fee. The clerk's portion is distributed to the county auditor for deposit in the County General Fund. The remainder of the fee is deposited 50% to County Supplemental Adult Probation Services Fund and 50% to County Supplemental Public Defender Services Fund.</p>
<p>Problem-Solving Court Fee</p>	<p>33-37-5-24; 33-23-16-23; 33-37-8-5(b)(8)</p>	<p>Administration Fee not to exceed \$100; Monthly Fee not to exceed \$50.</p>	<p>This fee consists of the monthly fee, the administration fee and any fees for Problem-solving court services adopted by local court rule. The monthly fee can vary by court provided the fee does not exceed the \$50 monthly maximum set by the Indiana Problem-solving Courts Committee. The administration fee may not exceed \$100 for initial Problem-solving court services. Problem-solving courts may also adopt fees for other Problem-solving court services such as chemical testing fees or transfer fees, by local rule provided these local fees are consistent with the range of fees established by the Board of Directors of the Judicial Conference of Indiana.</p> <p>Distributed to County User Fee Fund to be used to fund Problem-solving court services under Indiana Code 33-23-16.</p>
<p>Reimbursement of Incarceration Costs</p>	<p>35-50-5-4; 36-2-13-15; 36-2-13-16</p>	<p>The lesser of \$30 per day or the per diem calculated by the auditor.</p>	<p>If a county has enacted an ordinance under Indiana Code 36-2-13-15, this fee may be ordered if a person is sentenced for a felony or misdemeanor and detained in a county jail for more than 72 hours. This fee may not be assessed if the defendant is a member of a family that makes less than 150% of the federal income poverty level or if the defendant has been detained as a child subject to the jurisdiction of the juvenile court.</p> <p>Distributed to the Non-Reverting County Prisoner Reimbursement Fund.</p>
<p>Reimbursements to County or Municipality for Public Defense Expenditures</p>	<p>33-40-3-1, 35-33-7-6; 33-40-3-10; 33-40-3-6; 33-37-2-3; 35-33-8-3.2</p>	<p>Reimbursement cannot exceed the amount expended for public defense for that defendant.</p>	<p>At the initial hearing, after the defendant is declared indigent but able to pay costs of representation, the court shall order the defendant to pay a fee of \$100 for a felony or \$50 for a misdemeanor. A court is not prohibited from imposing the fee at other stages in the proceeding. See Indiana Code 35-33-7-6. If the court finds a convicted person is not indigent, it shall order the person to pay the entire amount of costs at the time sentence is pronounced, at some later date, or the</p>

Fee/Cost/Fine	Indiana Code Citation	Fee Amount	Assessment and Distribution Notes:
			<p>person may be ordered to pay specified parts of the costs at designated intervals. The court may suspend payment of costs until the convicted person has completed all or part of the sentence. If the court suspends payment of costs, it must conduct an indigency hearing at the time costs are due. See Indiana Code 33-37-2-3. The court can deduct fines, costs, fees, and restitution upon conviction, and the publicly paid costs of representation regardless of conviction from cash bonds or the cash deposit on a surety bond (but not bail bonds or real estate bonds), provided the defendant or each person who makes a deposit on behalf of the defendant executes an agreement to the attachment of the bond upon disposition of the case. Any amount remaining after payment of these costs is remitted to the defendant or person who made the deposit on behalf of the defendant. Indiana Code 35-33-8-3.2.</p> <p>All statutes that require a defendant to reimburse a county for public defense expenditures require the clerk to deposit the monies received to the Supplemental Public Defender Services Fund. All courts, other than city courts in Lake County, must deposit these funds to the County Supplemental Public Defender Services Fund. See Indiana Code 33-40-3-1. Although a city court may have provided for an indigent defendant's representation out of its own budget, all city courts, other than those in Lake County, must collect and deposit the fee assessed under Indiana Code 35-33-7-6 and all other reimbursements for public defense expenses to the County Supplemental Public Defender Services Fund. Only Lake County city courts are authorized by statute to have Local Supplemental Public Defender Services Funds. See Indiana Code 33-40-3-10.</p>
Reimbursements to Department of Natural Resources	14-8-2-318; 14-22-40-7; 14-22-40-8; 33-37-5-16(3); 14-22-3-3(1); 14-22-3-4	Amounts are set by statute and range from \$20 to \$1,000.	<p>Three statutes (Indiana Code 14-22-38-4 Unlawful taking or unlawful sale of deer or wild turkey; Indiana Code 14-22-38-5 Unlawful taking of other wild animals; Indiana Code 14-22-40-6 Unlawful shooting at law enforcement decoys) require a court to collect reimbursement for the DNR.</p> <p>Distributed to the DNR funds established under Indiana Code 14-22.</p>

Fee/Cost/Fine	Indiana Code Citation	Fee Amount	Assessment and Distribution Notes:
Safe Schools Fee	33-37-5-18; 33-37-7-2(b)(6); 33-37-7-8(d)(4)	\$200 to \$1,000 based on the defendant's ability to pay.	In each criminal action in which a person is convicted of an offense in which the possession or use of a firearm was an element of the offense, the court must assess a Safe Schools Fee. Distributed to State User Fee Fund.
Sexual Assault Victims Assistance Fee	33-37-5-23; 5-2-6-23(j); 33-37-4-1(b)(14); 33-37-7-2(e)	Effective July 1, 2014 the fee is \$500 to \$5,000.	Collected on convictions of rape, criminal deviate conduct, child molesting, child exploitation, vicarious sexual gratification, child solicitation, child seduction, sexual battery, sexual misconduct with a minor as a Class A or Class B felony, or incest. Distributed to the Sexual Assault Victims Assistance Account within the State General Fund.
Special Death Benefit Fee	35-33-8-3.2(a), (d), and (e); 5-10-10-5(a)	\$5	Collected by the clerk or sheriff at the time bail is collected. This fee is forwarded to the county auditor for further remittance to the Special Death Benefit Fund managed by the trustees of the Public Employees' Retirement Fund. This fee is in addition to the administrative fee authorized by IC 35-33-8-3.2(a)(2)
Vehicle License Judgments (Overweight vehicle cases)	9-20-18-12(f); 33-37-5-16(2)	Varies	Infraction judgments in overweight vehicle cases. Distributed to the State Highway Fund.
Worksite Speed Limit Judgments	9-21-5-11; 8-23-2-15(b)	Judgments range from \$300 to \$1,000 depending on whether the person charged with the infraction violation has committed prior infractions of violating a speed limit within the previous three years.	The Indiana Department of Transportation, the Indiana Finance Authority, or a local authority may establish temporary maximum speed limits in their respective jurisdictions and in the vicinity of a worksite. These temporary speed limits must be at least 10 mph below the maximum established speed limit, cannot exceed 45 mph and may only be enforced if workers are present in the immediate vicinity of the worksite or if the establishing authority determines the safety of the traveling public requires enforcement. The establishing authority shall post signs notifying the traveling public of the temporary maximum speed limits. The funds collected as judgments for the infraction of violating a worksite speed limit are transferred to the Indiana Department of Transportation to hire off-duty police officers to patrol highway work zones.

Fee/Cost/Fine	Indiana Code Citation	Fee Amount	Assessment and Distribution Notes:
Youth Tobacco Civil Penalty	7.1-3-18.5-6(d); 7.1-3-18.5-7; 7.1-6-2-6; 7.1-6-2-8; 24-3-5-5; 24-3-5-8; 35-46-1-10; 35-46-1-10.2; 35-46-1-11.5; 35-46-1-11.7; 35-46-1-11.8	Varies	<p>Civil penalty assessed most often for sale of tobacco to minors but there are other situations in which this penalty is assessed.</p> <p>The clerk distributes these funds to the state auditor for deposit to the Richard D. Doyle Youth Tobacco Education and Enforcement Fund.</p>

Fees Charged in Civil, Small Claims, Juvenile, and Probate Cases

Fee/Cost/Fine	Indiana Code Citation	Fee Amount	Assessment and Distribution Notes:
Alternative Dispute Resolution Fee (ADR Fee)	33-23-6-1; 33-26-6-2	\$20	Collected in each legal separation, paternity, or dissolution of marriage action filed under Indiana Code 31 in counties participating in the Alternative Dispute Resolution Plan authorized by the Judicial Conference of Indiana. Distributed to the county Alternative Dispute Resolution Fund.
Civil Action Service Fee	33-37-5-28(b)(1); 33-37-7-2(j); 33-37-4-4(b)(9)	\$10 for each additional defendant added after the first named defendant in the case.	The plaintiff in a civil action pays this fee when other civil costs are paid, if applicable. When defendants file cross-complaints and name additional defendants (including third-party defendants) beyond the original plaintiff, the defendant/cross-claimant is also charged the Civil Action Service Fee. This fee is not collected when service is made by publication in accordance with Indiana Trial Rule 4.13. Distributed to County General Fund or Local General Fund depending on court collecting.
Civil Garnishee Defendant Service Fee	33-37-5-28(b)(3); 33-37-5-28(b)(4); 33-37-4-4(b)(10); 33-37-7-2(k)	\$10 per additional garnishee added in excess of three garnishees.	Collected from the party filing the civil action for each garnishee named in excess of three garnishees. When a garnishee is added in excess of three garnishees, this fee is collected from the party adding the additional garnishee(s). This fee is not collected when service is made in accordance with Indiana Trial Rule 4.13. Distributed to County General Fund or Local General Fund depending on court collecting.
Guardian Ad Litem/Court Appointed Special Advocate (GAL/CASA) User Fee in Dissolution or Legal Separation Actions	31-15-6-10; 31-15-6-11; 31-17-6-9	No amount specified by statute.	Court may order either or both parents of a child for whom a GAL/CASA is appointed in a dissolution or legal separation action to pay this user fee. The court may order this fee paid to the clerk or directly to the GAL or CASA program that provided the services or to the individual or attorney GAL that provided the services. If this fee is paid to the clerk, it is deposited in the county GAL or County CASA fund. The fiscal body of the county appropriates money from these funds to a court having jurisdiction over custody actions

Fee/Cost/Fine	Indiana Code Citation	Fee Amount	Assessment and Distribution Notes:
			for the court's use in providing GAL/CASA services including the costs of representation.
Guardian Ad Litem/Court Appointed Special Advocate (GAL/CASA) User Fee in Juvenile Actions	31-40-3-1; 31-40-3-2	Not to exceed \$100.	<p>The Juvenile division of the trial court may order the parent or estate of a child for whom guardian ad litem or a CASA is appointed to pay up to \$100 for the service.</p> <p>The money is paid to the county probation department which deposits the fee to either the County GAL or County CASA fund, depending upon the appointment. The fiscal body of the county appropriates money from these funds to county juvenile courts allowing them to provide GAL/CASA services.</p>
Informal Adjustment Program Fee	31-37-9-9; 31-37-9-10; 33-37-8-5(b)(2)	A monthly fee of at least \$5 but no more than \$15.	<p>Assessed in lieu of juvenile court costs for each month a child participates in a Program of Informal Adjustment.</p> <p>Collected by the probation department and transferred to the county auditor for deposit to County User Fee Fund.</p>
Juvenile Probation User's Fees	31-40-2-1; 31-40-2-1.5; 31-40-2-1.7	Initial User's Fee \$25 - \$100; Monthly User's Fee \$10 - \$25 per month; Administrative Fee \$100.	A court may order a juvenile and/or the parent of a juvenile who is placed on supervision to pay an initial user fee from \$25 to \$100 and a monthly user fee from \$10 to \$25. If a delinquent child is supervised, the administrative fee is \$100, which is collected before the other probation user fees. A delinquent child placed on probation for more than one delinquent act may be required to pay more than one initial probation user's fee; however, he/she cannot be required to pay more than one monthly probation user's fee. A court may order a person to pay probation user fees that exceed the statutory maximums if that person was placed on probation in another state and moved or transferred to Indiana, the other state allows a higher probation user's fee than Indiana's maximum, and the probation user's fees the

Fee/Cost/Fine	Indiana Code Citation	Fee Amount	Assessment and Distribution Notes:
			<p>Indiana court orders the person to pay does not exceed the maximum amount allowed in the other state. A probation department may petition a court to impose or increase a probation user's fee if the financial ability of the supervised person changes while on probation.</p> <p>These fees are deposited in the County Supplemental Juvenile Probation Services Fund. The clerk may keep up to 3% to defray administrative costs (deposited in the Clerk Record Perpetuation Fund). The clerk may also be asked to transfer an additional 3% of the Probation User Fee to the County, City or Town General Fund depending upon the requesting fiscal officer.</p>
<p><i>Pro Bono Services Fee</i></p>	<p>33-37-5-31; 33-34-8-1(a)(13); 33-34-8-3(b)(1)(F); 33-37-4-4(b)(12); 33-37-4-6(b)(8); 33-37-4-7(b)(8); 33-37-7-2(n); 33-37-7-8(j)</p>	<p>\$1</p>	<p>Effective July 1, 2012, and ending June 30, 2022, this fee is collected in each civil action, small claims action, and probate action that requires payment of filing fees/costs</p> <p>Distributed semiannually to the State Auditor for further distribution to the Indiana Bar Foundation to be used by the foundation to assist or establish approved <i>pro bono</i> legal services programs.</p>
<p>Service of Process Fee</p>	<p>33-37-5-15(a); 36-8-10-12; 33-37-5-15(d)</p>	<p>\$25</p>	<p>Collected from the person requesting service of a writ, an order, a process, a notice, a tax warrant, or any other paper by sheriff. May only be collected one time per case for the duration of the case, but the sheriff can collect one additional service of process fee of \$25 per case for any post judgment service. Collected by the sheriff.</p> <p>The sheriff distributes this fee to the county auditor for deposit in the County Pension Trust or County General Fund if there is no County Pension Trust.</p>
<p>Service of Process Fee (civil actions filed outside of Indiana)</p>	<p>33-37-5-15(b); 36-8-10-12; 33-37-5-15(d)</p>	<p>\$60</p>	<p>Collected from the person requesting service by sheriff in Indiana of a writ, order, process, notice, tax warrant, or any other paper for a civil action filed outside of Indiana. This fee may only be collected one time per case for the duration of the case and is usually collected by the sheriff.</p> <p>The sheriff distributes this fee to the county auditor for deposit in the County Pension Trust or County General Fund if there is no County Pension Trust.</p>

Fee/Cost/Fine	Indiana Code Citation	Fee Amount	Assessment and Distribution Notes:
Small Claims Garnishee Defendant Service Fee	33-37-4-6(a)(1)(C); 33-37-4-6(a)(3); 33-37-7-2(g)(2); 33-37-7-8(f)(3); 33-35-3-9(c)	\$10 per additional garnishee added in excess of three garnishees.	<p>Collected from the party filing the small claims action for each garnishee named in excess of three garnishees. When a garnishee is added in excess of three garnishees, this fee is collected from the party adding the additional garnishee(s).</p> <p>Depending on court collecting, this fee is distributed to County or Local General Fund.</p>
Small Claims Service Fee	33-37-4-6(a)(1)(B); 33-37-4-6(a)(2); 33-37-7-2(g)(1); 33-37-7-8(f)(2); 33-35-3-9(c)	\$10 for each additional party added after the first named defendant in the case.	<p>The plaintiff in a small claims action pays this fee when other civil costs are paid.</p> <p>Depending on court collecting, this fee is distributed to County or Local General Fund.</p>
Support and Maintenance Fee	33-37-5-6; 31-16-21-1; 33-37-4-4(b)(2); 33-37-7-2(f)	\$55 for the calendar year.	<p>Applies to any action in which a final court order requires a person to pay support or maintenance payments through the clerk or the State Central Collection Unit. The clerk may not deduct this fee from a support or maintenance payment.</p> <p>Fees collected in non-Title IV-D child support cases are distributed to the county auditor. Fees from Title IV-D cases are distributed as follows: the designated percentage share that is reimbursable to the county at the federal financial participation rate is delivered to the county auditor; money not reimbursable to the county shall be delivered to the Office of the Secretary of Family and Social Services. The fee goes to the County General Fund if collected by the county clerk, or the State General Fund if collected by the State Central Collection Unit.</p>

Other Sources of Revenue

Fee/Cost/Fine	Indiana Code Citation	Fee Amount	Assessment and Distribution Notes:
Document Fee	33-37-5-1; 33-37-5-3; 33-37-5-4; 33-37-5-5	Not more than \$1 per page to prepare a transcript or copy of any record; \$1 per certificate; \$3 to record transcript of judgment.	<p>Several different document fees may be assessed. A document fee may be charged for preparing a transcript or a copy of any record; to authenticate (certify under seal) a copy of any record, paper, or transcript; or to prepare/record a transcript of any judgment to become a lien on real estate.</p> <p>Any document fee collected for preparing a transcript or copy of any record should be deposited in the Clerk's Record Perpetuation Fund IC 33-37-5-2(a)(6). All other document fees should be deposited to County or Local General Fund depending on collecting court.</p>
Interstate Probation Transfer Fee	11-13-4.5-4	\$125	<p>An Indiana offender or delinquent child on probation or parole who applies to be transferred out of state under the Interstate Compact for Adult Offender Supervision or Interstate Compact for Juveniles must pay a fee of \$125 to the county probation department (if on probation) or the Department of Correction (if on parole).</p> <p>The fees collected by probation shall be transferred to the county treasurer who will deposit 50% in the County Offender Transportation Fund. The remaining 50% shall be transmitted to the Indiana Judicial Center for deposit in the State General Fund to be used to cover the cost of administering the Interstate Compact for Adult Offender Supervision and the Interstate Compact for Juveniles. The fees collected by the Department of Correction shall be deposited in the State General Fund to be used to cover the cost of administering the Interstate Compact for Adult Offender Supervision and the Interstate Compact for Juveniles.</p>
Intra-state Probation Transfer Fee	Indiana Rules of Criminal Procedure 2.3(D)	\$75	<p>A probationer who applies to have supervision transferred from one county to another within the State of Indiana pays a \$75 transfer fee to the receiving court. The receiving court may waive this fee if the offender is indigent.</p> <p>This fee is deposited in the receiving county's Supplemental Adult Probation Services Fund.</p>
Late Payment Fee	33-37-5-22; 33-34-8-1; 33-37-4-1(b)(13); 33-37-4-2(b)(10); 33-37-4-3(b)(8);	\$25	<p>This fee is imposed if a defendant, convicted of a criminal action, ordinance violation, infraction (including unlawfully parking in a space reserved for</p>

Fee/Cost/Fine	Indiana Code Citation	Fee Amount	Assessment and Distribution Notes:
	33-37-5-2(a)(3); 33-37-7-2(d); 33-37-7-8(f)(1)		<p>a person with a physical disability), or delinquent act, fails to pay the costs, fines, or civil penalties to the clerk by the deadline set by the court. A court can suspend the late payment fee if the court finds good cause for failure to make timely payment of the fee. This fee of \$25 must be adopted by local rule.</p> <p>Deposited in the County or Local General Fund depending on the collecting court; however, if the fee is collected by the circuit court, a local ordinance may provide 40% of late fees will be deposited in the Clerk Record Perpetuation Fund and 60% in the County General Fund. If this fee is collected by a Marion County Small Claims Court, distribution is to the township trustee.</p>

Marion County Small Claims Court Revenue References

The nine Marion County Small Claims Courts file separate Reports on Court Revenue. Many of the categories are the same as the small claims case fees collected and reported on the regular Court Revenue Report. The following report references indicate the differences:

Fee/Cost/Fine	Indiana Code Citation	Fee Amount	Assessment and Distribution Notes:
Court Costs for Marion County Township Courts	33-34-8-1(a)(1); 33-34-8-1(b); 33-34-8-3; 33-37-4-2	\$37	A township docket fee of \$5 plus 45% of the court costs fee from Indiana Code 33-37-4-2 for an infraction/ordinance violation case (currently \$70) rounded up to the nearest whole dollar. Distributed to township trustee monthly.
Redocketing Fee (Marion County Township Courts only)	33-34-8-1(a)(5); 33-34-8-3(a)	\$5	This fee is assessed if a claimant seeks to have a previously closed or dismissed case reopened for a resolution. Distributed to township trustee monthly.
Service of Process Fee (Marion County Township Courts)	33-34-8-1(a)(2); or 33-34-8-1(a)(3); 33-34-6-4(b)(5); 33-34-6-4(b)(6); 33-34-6-4(b)(7)	\$13 for service by certified mail or \$13 for personal service.	The plaintiff in a small claims action in a Marion County Township Court may choose service by certified mail or personal service and will only be charged one \$13 service fee. This fee is distributed to the constable or bailiff who executed service.

Descriptions of the remaining fees reported on the Small Claims Report on Court Revenue are the same as above.

Filing Fees

Filing Fees/Costs by Case Type Collected by the Clerk

Criminal Cases

Fee Type	Indiana Code Citation	Fee Amount	Other Information	
Criminal Costs Fee	IC 33-37-4-1	\$120.00		
Marijuana Eradication Program Fee	IC 33-37-5-7		(1)	
Alcohol and Drug Services Program Fee	IC 33-37-5-8(b)		(2)	
Law Enforcement Continuing Education Fee	IC 33-37-5-8(c)	\$4.00		
Drug Abuse, Prosecution, Interdiction, and Correction Fee	IC 33-37-5-9		(3)	
Countermeasures Fee	IC 33-37-5-10		(4)	
Child Abuse Prevention Fee	IC 33-37-5-12		(5)	
Domestic Violence Prevention and Treatment Fee	IC 33-37-5-13		(6)	
Highway Worksite Zone Fee	IC 33-37-5-14		(7)	
Safe School Fee	IC 33-37-5-18		(8)	
Jury Fee	IC 33-37-5-19	\$2.00		
Document Storage Fee	IC 33-37-5-20	\$5.00		
Automated Record Keeping Fee	IC 33-37-5-21	\$20.00	(9)	
Late Payment Fee	IC 33-37-5-22		(10)	
Sexual Assault Victims Assistance Fee	IC 33-37-5-23		(11)	
Public Defense Administration Fee	IC 33-37-5-21.2	\$5.00		
Judicial Insurance Adjustment Fee	IC 33-37-5-25	\$1.00		
Judicial Salaries Fee	IC 33-37-5-26	\$20.00	(12)	
DNA Sample Processing Fee	IC 33-37-5-26.2	\$3.00	(13)	
Court Administration Fee	IC 33-37-5-27	\$5.00		
Total Criminal Fees		\$185.00	(14)	\$213

- (1) Collected only if the county has a program and there is a conviction under Indiana Code 35-48-4; fee may not exceed \$300.
- (2) Collected only if the county has a program; fee may not exceed \$400.
- (3) Collected only if there is a conviction under Indiana Code 35-48-4; fee range is \$200-\$1,000.
- (4) Collected only if conviction under Indiana Code 9-30-5 and driver's license suspension as a result; fee is \$200.
- (5) Collected only if conviction of specified offenses and victim is under 18; fee is \$100.
- (6) Collected only if conviction of specified offenses and relationship of parties; fee is \$50.
- (7) Collect \$.50 only if traffic offense or could be \$25.50 if exceeding worksite speed limit or failure to merge.
- (8) Collected only if conviction of offense in which use, or possession of a firearm is an element of the offense; fee range is \$200-\$1,000.
- (9) Increased from \$19 to \$20 on July 1, 2017.
- (10) Applies only if all conditions of the statute are met; fee is \$25.
- (11) Collected only if conviction of specified offenses; fee range is \$500 - \$5,000.
- (12) Increased from \$19 to \$20 on July 1, 2012.
- (13) Increased from \$2 to \$3 on July 1, 2017
- (14) Total is \$213 if office is collection the sheriff's service of process fee of \$28

Juvenile Cases

Fee Type	Indiana Code Citation	Fee Amount	Other Information	
Juvenile Costs Fee	IC 33-37-4-3	\$120.00		
Marijuana Eradication Program Fee	IC 33-37-5-7	*		
Alcohol and Drug Services Program Fee	IC 33-37-5-8(b)	*		
Countermeasures Fee	IC 33-37-5-10	*		
Document Storage Fee	IC 33-37-5-20	\$5.00		
Automated Record Keeping Fee	IC 33-37-5-21	\$20.00	(1)	
Late Payment Fee	IC 33-37-5-22	*		
Public Defense Administration Fee	IC 33-37-5-21.2	\$5.00		
Judicial Insurance Adjustment Fee	IC 33-37-5-25	\$1.00		
Judicial Salaries Fee	IC 33-37-5-26	\$20.00	(2)	
Court Administration Fee	IC 33-37-5-27	\$5.00		
Alternative Dispute Resolution Fee	IC 33-23-6-1		(3)	
Total Juvenile Fees		\$176.00	(4)	\$204

*See Footnotes to Criminal Cases chart on previous page for these fee types.

- (1) Increased from \$19 to \$20 on July 1, 2017.
- (2) Increased from \$19 to \$20 on July 1, 2012.
- (3) If the county has an approved plan from the Judicial Conference of Indiana, the Clerk shall collect from the party filing a petition for legal separation, paternity, or dissolution of marriage a fee of \$20.
- (4) Total is \$204 if office is collecting the sheriff's service of process fee of \$28.

Civil Cases

Fee Type	Indiana Code Citation	Fee Amount	Other Information	
Civil Filing Fee	IC 33-37-4-4(a)	\$100.00		
Document Storage Fee	IC 33-37-5-20	\$5.00		
Automated Record Keeping Fee	IC 33-37-5-21	\$20.00	(1)	
Public Defense Administration Fee	IC 33-37-5-21.2	\$5.00		
Judicial Insurance Adjustment Fee	IC 33-37-5-25	\$1.00		
Judicial Salaries Fee	IC 33-37-5-26	\$20.00	(2)	
Court Administration Fee	IC 33-37-5-27	\$5.00		
Civil Action Service Fee	IC 33-37-5-28		(3)	
Additional Garnishee Defendants Service Fee	IC 33-37-5-28		(4)	
Alternative Dispute Resolution Fee	IC 33-23-6-1		(5)	
Pro Bono Services Fee	IC 33-37-5-31	\$1.00	(6)	
Total Civil Fees		\$157.00	(7)	\$185.00

- (1) Increased from \$19 to \$20 on July 1, 2017.
- (2) Increased to \$20 on July 1, 2012.
- (3) The Clerk shall collect from the party filing the civil action, a service fee of \$10 for each additional defendant named other than the first named defendant. The Clerk shall collect from any party adding a defendant, a service fee of \$10. This does not apply to an action in which the service is made by publication in accordance with Indiana Trial Rule 4.13.
- (4) Add a \$10 fee per garnishee defendant in excess of 3 whether named or added. This does not apply to an action in which the service is made by publication in accordance with Indiana Trial Rule 4.13.
- (5) If the county has an approved plan from the Judicial Conference of Indiana, the Clerk shall collect from the party filing a petition for legal separation, paternity, or dissolution of marriage a fee of \$20.
- (6) This fee is not court revenue as it is distributed to the Indiana Bar Foundation to be used to establish or assist approved *pro bono* legal services programs.
- (7) Total is \$185 if office is collecting the sheriff's service of process fee of \$28.

Small Claims Cases [Except Marion County Small Claims (township) Courts]

Fee Type	Indiana Code Citation	Fee Amount	Other Information	
Small Claims Filing Fee	IC 33-37-4-6	\$35.00		
Small Claims Service Fee	IC 33-37-4-6	\$10.00	(1)	
Additional Small Claims Service Fee	IC 33-37-4-6	*		
Small Claims Garnishee Service Fee	IC 33-37-4-6		(2)	
Document Storage Fee	IC 33-37-5-20	\$5.00		
Automated Record Keeping Fee	IC 33-37-5-21	\$20.00	(3)	
Public Defense Administration Fee	IC 33-37-5-21.2	\$5.00		
Judicial Insurance Adjustment Fee	IC 33-37-5-25	\$1.00		
Judicial Salaries Fee	IC 33-37-5-26	\$15.00	(4)	
Court Administration Fee	IC 33-37-5-27	\$5.00		
<i>Pro Bono</i> Services Fee	IC 33-37-5-31	\$1.00	(5)	
Total Small Claims Fees		\$97.00	(6)	\$125.00

*\$10 fee per defendant added to the action.

- (1) Fee is per defendant named and paid by the party filing the action.
- (2) Add a \$10 fee per garnishee defendant in excess of 3 whether named or added.
- (3) Increased from \$19 to \$20 on July 1, 2017.
- (4) Increased to \$15 on July 1, 2012.
- (5) This fee is not court revenue as it is distributed to the Indiana Bar Foundation to be used to establish or assist approved *pro bono* legal services programs.
- (6) Total is \$125 if office is collecting the sheriff's service of process fee of \$28.

Probate Cases

Fee Type	Indiana Code Citation	Fee Amount	Other Information	
Probate Costs Fee	IC 33-37-4-7(a)	\$120.00		
Document Storage Fee	IC 33-37-5-20	\$5.00		
Automated Record Keeping Fee	IC 33-37-5-21	\$20.00	(1)	
Public Defense Administration Fee	IC 33-37-5-21.2	\$5.00		
Judicial Insurance Adjustment Fee	IC 33-37-5-25	\$1.00		
Judicial Salaries Fee	IC 33-37-5-26	\$20.00	(2)	
<i>Pro Bono</i> Services Fee	IC 33-37-5-31	\$1.00	(3)	
Court Administration Fee	IC 33-37-5-27	\$5.00		
Total Probate Fees		\$177.00	(4)	\$205

- (1) Increased from \$19 to \$20 on July 1, 2017.
- (2) Increased to \$20 on July 1, 2012.
- (3) This fee is not court revenue as it is distributed to the Indiana Bar Foundation to be used to establish or assist approved *pro bono* legal services programs.
- (4) Total is \$205 if office is collecting the sheriff's service of process fee of \$28.

Small Claims Cases filed in Marion County Small Claims (township) Courts

Fee Type	Indiana Code Citation	Fee Amount	Other Information	
Small Claims Filing Fee + Township Docket Fee	IC 33-34-8-1(a)(1) and 33-34-8-1(b)	\$37.00		
Service of Process Fee (certified mail or personal service)	IC 33-34-8-1(a)(2) or 1(a)(3)	\$13.00	(1)	
Document Storage Fee	IC 33-37-5-20; 33-34-8-1(a)(6)	\$5.00		
Automated Record Keeping Fee	IC 33-37-5-21; 33-34-8-1(a)(7)	\$20.00	(2)	
Public Defense Administration Fee	IC 33-37-5-21.2; 33-34-8-1(a)(9)	\$5.00		
Judicial Insurance Adjustment Fee	IC 33-37-5-25; 33-34-8-1(a)(10)	\$1.00		
Judicial Salaries Fee	IC 33-37-5-26; 33-34-8-1(a)(11)	\$15.00	(3)	
Court Administration Fee	IC 33-37-5-27; 33-34-8-1(a)(12)	\$5.00		
Pro Bono Services Fee	IC 33-37-5-31; 33-34-8-1(a)(13)	\$1.00	(4)	
Total Small Claims Fees		\$102.00		

- (1) The party filing the action may choose service by certified mail or personal service by township constable. Only one service fee is charged. This fee is not court revenue as it is distributed directly to the township constable.
- (2) Increased from \$19 to \$20 on July 1, 2017.
- (3) Increased to \$15 on July 1, 2012.
- (4) This fee is not court revenue as it is distributed to the Indiana Bar Foundation to be used to establish or assist approved *pro bono* legal services programs.

Infraction/Ordinance Violation Cases

Fee Type	Indiana Code Citation	Fee Amount	Other Information	
Infraction or Ordinance Violation Costs Fee	IC 33-37-4-2	\$70.00		
Alcohol and Drug Services Program Fee	IC 33-37-5-8(b)	*		
Law Enforcement Continuing Education Fee	IC 33-37-5-8(c)	\$4.00		
Countermeasures Fee	IC 33-37-5-10	*		
Highway Worksite Zone Fee	IC 33-37-5-14		(1)	
Jury Fee	IC 33-37-5-19	\$2.00		
Document Storage Fee	IC 33-37-5-20	\$5.00		
Automated Record Keeping Fee	IC 33-37-5-21	\$20.00	(2)	
Late Payment Fee	IC 33-37-5-22	*		
Public Defense Administration Fee	IC 33-37-5-21.2	\$5.00		
Judicial Insurance Adjustment Fee	IC 33-37-5-25	\$1.00		
Judicial Salaries Fee	IC 33-37-5-26	\$20.00	(3)	
DNA Sample Processing Fee	IC 33-37-5-26.2	\$3.00	(4)	
Court Administration Fee	IC 33-37-5-27	\$5.00		
Total Infraction/Ordinance Violations Fees		\$135.00	(5)	\$163

*Judge determines if this fee is to be collected and the amount of the fee.

- (1) Collect \$.50 only if traffic offense and could be \$25.50 if exceeding the worksite speed limit or failure to merge.
- (2) Increased from \$19 to \$20 on July 1, 2017.
- (3) Increased to \$20 on July 1, 2012.
- (4) Increased to \$3 from \$2 on July 1, 2017.
- (5) Total is \$163 if office is collection the sheriff's service of process fee of \$28

Seatbelt Violations

Fee Type	Indiana Code Citation	Fee Amount	Other Information	
Class D Infraction	IC 9-19-10-8 IC 34-28-5-4	\$25.00	(1)	
Total Seatbelt Violation Fee		\$25.00		

(1) These judgments go to a separate account in the State General Fund in accordance with Indiana Code 9-19-11-9.

Child Restraint System Violations

Fee Type	Indiana Code Citation	Fee Amount	Other Information	
Class D Infraction	IC 9-19-11-2 IC 9-19-11-3.6 IC 34-28-5-4	\$25.00	(1)	
Total Child Restraint System Viol. Fee		\$25.00		

(1) These judgments go to a separate account in the State General Fund in accordance with Indiana Code 9-19-11-9. Fees should be accounted for separately from the seatbelt violation.

Prosecutorial Pretrial Diversion Program (for certain level 6 and level 5 felonies and misdemeanors)

Fee Type	Indiana Code Citation	Fee Amount	Other Information	
Deferred Prosecution Fee	IC 33-37-5-17	\$120.00		
Initial User Fee	IC 33-37-4-1(c)	\$50 or \$75.00	(1)	
Monthly User Fee	IC 33-37-4-1(c)	\$120.00	(2)	
Highway Work Zone Fee	IC 33-37-5-14		(3)	
Document Storage Fee	IC 33-37-5-20	\$5.00		
Automated Record Keeping Fee	IC 33-37-5-21	\$5.00	(4)	
Public Defense Administration Fee	IC 33-37-5-21.2	\$5.00		
Judicial Insurance Adjustment Fee	IC 33-37-5-25	\$1.00		
Judicial Salaries Fee	IC 33-37-5-26	\$20.00	(5)	
DNA Sample Processing Fee	IC 33-37-5-26.2	\$3.00	(6)	
Court Administration Fee	IC 33-37-5-27	\$5.00		
Total Prosecutorial Pretrial Diversion Program Fee		\$334	(7)	\$334 or \$359.50

- (1) Initial User Fee increased July 1, 2018 to \$75 for a felony. The fee remained \$50 for misdemeanors.
- (2) Monthly fee is \$20 for each month that the person remains in the pretrial diversion program; this fee increased effective July 1, 2018. This scenario would illustrate a 6-month program. The county may have different time ranges for the program which will cause the total to be different.
- (3) Collect \$0.50 only if traffic offense and could be \$25.50 if exceeding the worksite speed limit or failure to merge.
- (4) Decreased to \$5 on July 1, 2011.
- (5) Increased to \$20 on July 1, 2012.
- (6) Increased to \$3 from \$2 on July 1, 2017
- (7) Total is \$334 for non-traffic misdemeanor offense, \$334.50 for traffic offense or \$359.50 if offense is exceeding a worksite speed limit or failure to merge. See I.C. 33-37-5-14. The total increases \$25 for a felony.

Prosecutorial Deferral Program (for infractions and local ordinance violations)

Fee Type	Indiana Code Citation	Fee Amount	Other Information	
Moving Traffic Offense Court Cost	IC 34-28-5-1	\$70.00	(1)	
Initial Users Fee *	IC 33-37-4-2(e)	\$52.00	(2)	
Monthly User Fee *	IC 33-37-4-2(e)	\$60.00	(3)	
Highway Work Zone Fee	IC 33-37-5-14		(4)	
Document Storage Fee	IC 33-37-5-20	\$5.00		
Automated Record Keeping Fee	IC 33-37-5-21	\$5.00	(5)	
Total Prosecutorial Deferral Program Fee		\$192.00	(6)	\$122.50, \$192 or \$217.50

*Statute states these fees are not to exceed these amounts. The prosecutor may assess lower rates than the maximum allowed.

- (1) If the infraction or violation is not a moving traffic offense, then this will not be collected.
- (2) \$50 goes to the deferral program and \$2 goes to the jury pay fund.
- (3) Monthly fee is \$10 for each month that the person remains in the deferral program. This scenario illustrates a 6-month program. The county may have different time ranges for the program which would cause the total to be different.
- (4) Collect \$0.50 only if traffic offense and could be \$25.50 if exceeding the worksite speed limit or failure to merge.
- (5) Decreased to \$5 on July 1, 2011.
- (6) Total is \$122.50 for non-moving offense, \$192 for moving traffic offense, or \$217.50 if moving traffic offense involving exceeding a worksite speed limit or failure to merge. See I.C. 33-37-5-14.

Miscellaneous Notes

Fee Type
Paternity cases are juvenile cases.
Adoptions are civil cases.
Guardianships are probate cases.
Mental Health cases are civil cases.

Distribution of Revenue

Revenue collected by a court is disbursed to state, county, or local general funds, user fee funds, or special funds used for specific programs or initiatives. Marion County Small Claims Courts (townships) have fees unique to their nine courts.

General Revenue Fund

A general fund consists of all money paid into the state, county or local treasury that is not required to be used for a specific purpose by constitution, law or local ordinance. The following fees fall into this category:

- Court Administration Fee
- Court Costs (except Marion County Small Claims (Township) Courts)
- Deferred Prosecution Fee (assessed in pretrial diversion programs for level 6 felonies and misdemeanors)
- Infraction Judgment Collections
- Judicial Salaries Fee
- Public Defense Administration Fee
- Support and Maintenance Fee
- Bond Administration Fee
- Civil Action Service Fee
- Civil Garnishee Defendant Service Fee
- Civil Penalties for Local Ordinance Violations
- Document Fee
- Late Payment Fee
- Small Claims Garnishee Defendant Service Fee

State User Fee Fund

Statutes require revenue generated from these fees be distributed to the State User Fee Fund:

- Automated Record Keeping Fee
- Child Abuse Prevention Fee
- Countermeasures Fee
- Domestic Violence Prevention and Treatment Fee
- Highway Work Zone Fee
- Safe Schools Fee

The State Treasurer administers the State User Fee Fund. Semiannually, the State Treasurer distributes a set amount (currently \$1,288,000) from this fund to the State Auditor to be further distributed in specific percentages set by state statute to other state funds dedicated for specific purposes as follows:

- 14.98 percent to the Alcohol and Drug Countermeasures Fund
- 8.42 percent to the Drug Interdiction Fund
- 4.68 percent to the Drug Prosecution Fund
- 5.62 percent to the Corrections Drug Abuse Fund
- 22.47 percent to the State Drug Free Communities Fund
- 7.98 percent to the Indiana Department of Transportation for use under Indiana Code 8-23-2-15
- 20.32 percent to the Family Violence and Victim Assistance Fund
- 15.53 percent to the Indiana Safe Schools Fund

After each semiannual distribution, the State Treasurer distributes the funds remaining in the State User Fee Fund to the Court Technology Fund established by Indiana Code 33-24-6-12.

County and City/Town User Fee Funds

Each county has a County User Fee Fund, administered by the county auditor, to finance various programs such as a pretrial diversion

or deferral program, informal adjustment programs for juveniles, marijuana eradication programs, alcohol and drug services programs, continuing education for law enforcement, payment for jurors, and for Problem-Solving courts.

Every city or town that has established a city or town court is authorized by state statute to have a user fund for the purposes of supplementing the funds available to operate a pretrial diversion or deferral program, to provide for the continuing education of law enforcement officers, for local Problem-Solving courts, and for a local alcohol and drug services program. The following fees fall into the County and City/Town User Fee Funds:

- Alcohol and Drug Services Program Fee
- Deferral Program Fee (assessed in deferral programs for infractions and ordinance violations)
- Informal Adjustment Program Fee
- Jury Fee
- Law Enforcement Continuing Education Program Fee
- Marijuana Eradication Program Fee
- Pretrial Diversion Program Fee (assessed in pretrial diversion programs for misdemeanors)
- Problem-Solving Court Fee

Revenue for Specific Purposes

State statutes dedicate the revenue generated from these fees/costs to specific programs or initiatives:

- Adult Probation User and Administration Fees
- Alcohol Abuse Deterrent Program Fee and Medical Fee
- Alcohol and Drug Countermeasures Fee
- Alternative Dispute Resolution Fee (ADR)

- Bail Bond Fee
- Child Restraint System Violation Fine
- DNA Sample Processing Fee
- Document Storage Fee
- Drug Abuse, Prosecution, Interdiction and Corrections Fee
- Emergency Medical Services Restitution Fee
- Fines and Forfeitures
- Guardian Ad Litem/Court Appointed Special Advocate User Fee (Dissolution or Legal Separation Actions)
- Guardian Ad Litem/Court Appointed Special Advocate User Fee (Juvenile Actions)
- Interstate Probation Transfer Fee
- Intra-state Probation Transfer Fee
- Judicial Insurance Adjustment Fee
- Juvenile Probation User Fees
- Late Surrender Fee
- Late Payment Fee
- Pretrial Services Fee
- Pro Bono Services Fee
- Reimbursement of Incarceration Costs
- Reimbursements to County or Municipality for Public Defense Expenditures
- Reimbursements to Department of Natural Resources
- Service of Process Fee
- Service of Process Fee (civil actions filed outside of Indiana)
- Sexual Assault Victims Assistance Fee;
- Special Death Benefit Fee
- Vehicle License Judgments (Overweight Vehicle Cases)
- Worksite Speed Limit Judgments
- Youth Tobacco Civil Penalty

Revenue Unique to Marion County Small Claims Courts

These township courts also assess many of the other fees assessed in small claims case fees heard by county trial courts. The following costs/fees are only assessed by the nine Marion County Small Claims (township) Courts.

- Filing Fee and Township Docket Fee
- Redocketing Fee
- Service of Process Fee (Certified Mail)
- Service of Process Fee (Personal Service)

Indiana Code 33-34-8-5 requires the Marion Circuit Judge to designate two of the nine Marion County Small Claims Courts as low caseload courts. Beginning July 1, 2015, all Marion County Small Claims courts that are not low caseload courts must begin sending \$1.50 of the township docket fee to the township trustee of each low caseload court at the end of each month.

2018 INDIANA TRIAL COURTS REPORT CASELOAD STATISTICS

2018 INDIANA TRIAL COURTS REPORT CASELOAD STATISTICS	118
SUMMARY OF CASELOAD REPORTS.....	119
Criminal Case Types	119
Civil Violations	120
Juvenile Case Types	121
Civil Case Types	121
Court Business Record	123
Movement of Cases	125
COURT SERVICES INFORMATION.....	126
Comparison of Cases from 2009-2018.....	129
SUMMARY OF 2018 NEW FILINGS BY GENERAL CASE TYPE	135
Cases in Which Pauper Counsel Was Appointed.....	139
2018 METHOD OF CASE DISPOSITION	141
Summary of All Disposition Types	141
STATISTICAL TRENDS	145
ADDITIONAL JUDICIAL BRANCH REPORTS	154

Summary of Caseload Reports

Indiana Code 33-24-6-3(2) requires IOCS to collect and compile statistical data on the judicial work of the courts. Each quarter, Indiana trial courts report their caseloads by electronically filing a Quarterly Case Status Report (QCSR) using the Indiana Courts Online Reports (ICOR) system, through INCite, the judicial system's secure extranet for court information. The QCSR reports contain summary information, by case type, on the number of cases filed and pending, the movement of cases between courts via transfer or venue, and the method by which cases were disposed during a reporting period.

In addition to the cases administered by a specific court, the QCSR tracks the amount of judicial resources available to a court and the time a judge spends hearing cases in another court. The QCSR also captures other case-related information used to administer and improve court projects and initiatives. For example, data is collected tracking the number of cases

- referred to alternative dispute resolution;
- requiring the appointment of pauper counsel;
- requiring the service of a court interpreter; and
- requiring the appointment of a Guardian *Ad Litem* or court appointed special advocate (juvenile cases only).

Case information is grouped into four categories: criminal, civil violation, juvenile, and civil and is tracked using the case type classification code outlined in Indiana Administrative Rule 8(B)(3). An administrative case type called "court business record" is recorded, but is not

counted, in a court's weighted caseload. Case type designations and categories are as follows:

Criminal Case Types

If a defendant is charged with multiple offenses, the case is counted only one time under the most serious charge. Although the prosecutor may amend the charges after filing, for administrative purposes a case continues with its initial case designation in the statistical reports. Each defendant is assigned his or her own case number.

Beginning July 1, 2014, criminal felony filings, except for Murder, are categorized and reported on the quarterly case status report on ICOR either as Class A felony (FA), Class B felony (FB), Class C felony (FC), Class D felony (FD) or as Felony Level 1 (F1), Felony Level 2 (F2), Felony Level 3 (F3), Felony Level 4 (F4), Felony Level 5 (F5) and Felony Level 6 (F6) depending on when the alleged crime occurred. Felonies occurring prior to July 1, 2014 are reported as a Class A felony (FA), Class B felony (FB), Class C felony (FC), or Class D felony (FD). Felonies occurring on or after July 1, 2014 are reported as a Felony Level 1 (F1), Felony Level 2 (F2), Felony Level 3 (F3), Felony Level 4 (F4), Felony Level 5 (F5) or Felony Level 6 (F6).

- **MR - Murder:** All murder cases are filed under this category. If the State seeks either the death penalty or life without parole, that information is also collected and reported in the QCSR under the additional information section.
- **CF - Criminal Felony:** This category includes all cases filed prior to January 1, 2002, as Murder or Class A, B, and C felonies. Although new filings are not permitted for this category, existing cases with a CF designation are still reported

and disposed of in this category. Administrative Rule 8 was amended by Supreme Court Order 94S00-0101-MS-67 and became effective January 1, 2002.

Felonies committed between January 1, 2002 and June 30, 2014

- **FA - Class A Felony:** Cases in which the defendant is charged with a crime defined as a Class A felony are filed under the FA category. Examples include kidnapping, voluntary manslaughter with a deadly weapon and arson involving bodily injury.
- **FB - Class B Felony:** Examples include aggravated battery, rape, child molesting, carjacking and armed robbery.
- **FC - Class C Felony:** Examples include involuntary manslaughter, robbery, burglary and reckless homicide.
- **FD - Class D Felony:** All Class D felonies filed on or after January 1, 2002, plus all Class D felonies filed before January 1, 2002 that have the case type DF are filed under the FD category. Examples of crimes in this category include theft, receiving stolen property, computer tampering and fraud.

Felonies committed on or after July 1, 2014

- **F1 - Level 1 Felony:** Examples include dwelling burglary with serious bodily injury.
- **F2 - Level 2 Felony:** Examples include voluntary manslaughter and armed dwelling burglary.
- **F3 - Level 3 Felony:** Examples include aggravated battery and child molesting.
- **F4 - Level 4 Felony:** Examples include dwelling burglary and dealing in cocaine (1 - 5 grams).
- **F5 - Level 5 Felony:** Examples include kidnapping, involuntary manslaughter and reckless homicide.
- **F6 - Level 6 Felony:** Examples include theft and battery with moderate bodily injury.

Misdemeanors and other Criminal Case Types

- **CM - Criminal Misdemeanor:** This category includes all criminal cases filed as misdemeanors.
Examples of crimes in this category are criminal trespass, check deception, harassment and battery.
- **PC - Post - Conviction Petition:** This category includes all petitions for post-conviction relief filed under the Post-Conviction Rules. Although this case type is a civil case, it is listed after the criminal case types on the QCSR and in this report.
- **MC - Miscellaneous Criminal:** This category includes all criminal matters which are not easily classified as felony or misdemeanor and are not part of an ongoing proceeding. An example of a case falling into this category is a probable cause hearing for a criminal charge not yet filed. A search warrant issued before charges are filed, is assigned an MC case and results in a bench disposition. If charges are filed, then a case in the appropriate category is opened.

Civil Violations

Infractions and Ordinance Violations are civil violation case types. They are listed after the criminal case types on the QCSR and in this report.

- **IF - Infractions:** Infractions are typically traffic-related offenses brought in the name of the State and prosecuted by the prosecuting attorney. Similar to criminal cases and ordinance violations, multiple offenses (i.e., multiple tickets or citations issued to the same individual or arising from the same circumstances) result in only one case filing.
- **OV/OE - Ordinance Violations:** Local ordinance violations are enforced through court proceedings or a municipal corporation's ordinance violations bureau. Ordinance violation cases are brought in the name of the municipal corporation and prosecuted by the municipal attorney. All moving traffic

violations are enforced through a court proceeding. If a local ordinance violation is heard in court, an OV case type is assigned. Local ordinance violations enforced by municipal ordinance violations bureaus are not court cases and, therefore, are not assigned a case type/case number. The OE case type is not currently used.

Juvenile Case Types

Each child considered by the court system receives a separate case number, regardless of familial relationship to another child. Cases of related children and other related cases can be linked and tried together.

- **JC - Juvenile CHINS:** This category reflects those cases where a child is alleged to be a child in need of services as defined by Indiana Code 31-34-1-1 *et. seq.* Examples include a child who is not receiving or is unlikely to receive care, treatment, or rehabilitation without court intervention.
- **JD - Juvenile Delinquency:** Cases in which a child is charged with a delinquent offense are filed in this category. Indiana Code 31-37-1-2 defines a delinquent act as one committed by a child before becoming eighteen (18) years of age and is a criminal offense if committed by an adult. The case is recorded as a new filing when a petition for detention hearing or a petition alleging delinquency is filed.
- **JS - Juvenile Status:** Cases in which a child is charged with committing an offense which is not a crime if committed by an adult are filed in this category. Examples include curfew violations, school truancy and underage alcohol purchase or consumption.
- **JP - Juvenile Paternity:** This category includes paternity actions filed by any of the parties specified by statute, including the prosecutor. Indiana Code 31-14-4-1 identifies who may file paternity actions.
- **JM - Juvenile Miscellaneous:** This category applies to juvenile matters which are not specifically listed in the previous juvenile case type categories including court approval of informal adjustments.

An informal adjustment is a disposition by a court order approving a signed agreement resolving a potential juvenile delinquency or CHINS case.

- **JT - Termination of Parental Rights:** This category includes all proceedings for termination of parental rights. In termination of parental rights cases involving multiple children, a separate case number is assigned to each child.
- **JQ - Juvenile Protective Order:** This category only applies to protection order petitions filed by the Indiana Department of Child Services (DCS) under IC 31-34-2.3-2 and IC 31-34-2.3-5.

Civil Case Types

Civil cases are filed when the plaintiff or petitioner seeks monetary damages or court redress.

- **CP - Civil Plenary:** All Civil Plenary cases filed before January 1, 2002, have the CP case type designation. Although new filings are not permitted for this category, existing cases with a CP designation are still reported and disposed of in this category. Administrative Rule 8 was amended by Supreme Court Order 94S00-0101-MS-67 and became effective January 1, 2002.
- **PL - Civil Plenary:** All Civil Plenary cases filed on or after January 1, 2002, receive the PL designation. Basic civil cases, not otherwise specifically included as separate categories, are filed with this designation. Generally, these cases may be more complex, do not involve a mortgage foreclosure or the collection of an outstanding debt. Frequently cases involving contract disputes and actions seeking equitable or injunctive relief are assigned this case type.
- **MF - Mortgage Foreclosure:** All Mortgage Foreclosure cases filed after January 1, 2002, are reported in this category.
- **CC - Civil Collection:** All Civil Collections filed after January 1, 2002, are reported in this category and may include the

following: suits on notes and accounts, general collection suits, landlord/tenant suits for collection, ejectment and tax warrants. If these cases are filed on the small claims docket of a court or the small claims division of a multi-division court, the SC case type is used.

- **CT - Civil Tort:** Cases founded in tort and filed on the regular civil docket of the court are included in this category. Small claims, which also could be founded in tort, are included in a separate category.
- **SC - Small Claims:** This category includes cases filed on the small claims docket of circuit or superior courts, as well as cases filed in the nine Marion County Small Claims Courts. While city and town courts may have cases that fall within the monetary limits of small claims jurisdiction, those cases are not defined as small claims by statute and are counted as PL – Plenary or CC – Civil Collection depending upon the nature of the action. Small claims actions include cases where the amount in dispute is \$6,000 or less, landlord-tenant ejectment actions and landlord-tenant disputes. Beginning July 1, 2015, Marion County Small Claims Courts jurisdictional amount in landlord-tenant possessory actions and possession of property cases increased to \$8,000 in landlord-tenant possessory actions and possession of property cases.
- **DR - Domestic Relations:** Actions involving petitions for dissolution of marriage, legal separation, and petitions to establish child support are filed in this category. New filings are not permitted in this case type after 12/31/2016.
- **DC - Domestic Relations with Children:** Actions involving petitions for dissolution of marriage, legal separation, and petitions to establish child support where the family unit involves children are filed in this category. This is a new case type effective January 1, 2017.
- **DN - Domestic Relations Not Involving Children:** Actions involving petitions for dissolution of marriage and legal separation where the family unit does not involve children are filed in this category. This is a new case type effective January 1, 2017.
- **RS - Reciprocal Support:** Actions for reciprocal enforcement of child support and petitions for modification of support or custody and/or support under the 2007 Amended Uniform Child Custody Jurisdiction Act are counted in this category.
- **MH - Mental Health:** Proceedings involving mental health commitments, including temporary commitments, an extension of temporary commitment, regular commitment, or termination of a commitment are filed under this category.
- **AD - Adoption:** Petitions for adoption are filed under this category. Additionally, on or after January 1, 2002, petitions seeking release of adoption records are filed in this category.
- **ES – Supervised Estates:** All probate estates are filed under this category unless the court grants a petition requesting unsupervised administration (EU). **EU – Unsupervised Estates:** Probate estates for which a petition requesting unsupervised administration is filed along with a petition for probate of the will and letters testamentary or for appointment of an administrator is filed under this category. If the court revokes an order of the unsupervised administration pursuant to Indiana Code 29-1-7.5-2(d), the case is changed to ES.
- **EM – Miscellaneous Estate Matters:** All matters related to estates that do not require payment of a filing fee are filed under this category. Examples include: pleadings related to filing inheritance tax returns, spreading of the will of record (Indiana Code 29-1-7-4), opening bank lock boxes, and objections to probate of will (Indiana Code 29-1-7-16).
- **GU - Guardianship:** Petitions for appointment of guardians are filed under this category. A guardianship case is considered “closed” when the court enters an order appointing and approving the guardianship.
- **TP –** This is a new case type effective January 1, 2017.
The buyer at the tax sale must send certified mail notices to all owners within nine months of the sale allowing the

owner to redeem the property by the end of the one-year period. The existing owner of the property has one (1) year to redeem the property after a tax sale. If the owner does not redeem, the tax sale buyer of the property may petition the court for a deed. This petition for deed is filed as a TP case.

- **TR - Trusts:** This category includes trust matters before the court. This case type includes trusts that have been created through an estate and are separately docketed and reported from the estate or trusts that by their terms require court docketing.
- **TS – Tax Sale:** This is a new case type effective January 1, 2017. After a landowner has been delinquent on taxes for three periods (1.5 years), the county treasurer, on or before July 1 or 51 days after the tax payment due date, certifies the list of eligible parcels for tax sale. See I.C. 6-1.1-24-1(a). The county auditor then sends a certified notice and publishes newspaper advertisements alerting the landowner of the lien on the property and that it will be sold at a tax sale. If the landowner does not pay the delinquent taxes, the auditor files an Application for Judgment for the collection of the unpaid tax liens and this application, which may relate to multiple properties and owners, is docketed as a single TS case. See I.C. 6-1.1-24-4.6(b).
- **PO - Protective Order:** New petitions for protective orders which are not part of an ongoing process (such as marriage dissolution) are filed in this category. However, if the parties subsequently file a petition for dissolution, the cases remain separate for reporting, enforcement and retention purposes.
- **XP – Expungement:** This new case type as of July 1, 2015, includes expungement petitions filed under Indiana Code 35-38-9.
- **MI - Civil Miscellaneous:** Routine civil matters which are not easily categorized in other areas and which are not part of any other pending litigation are reported in this category. Examples are: petitions for name change, appointments of appraisers, petitions for emancipation, a

proceeding to reinstate a driver's license that was administratively suspended, a Habeas Corpus case from DOC, and marriage waivers.

Court Business Record

- **CB - Court Business Record:** This category is intended for non-case specific matters, such as the appointment of a judge *pro tem*, drawing the jury, adopting or amending local rules, or recording a foreign protective order. This designation provides a way to number and locate records that do not pertain to any specific case. These matters are not counted as cases and do not affect the court's weighted caseload.

Methods of Disposition

The Quarterly Case Status Reports also include summary dispositional information. A brief description of each method of disposition follows:

- **Jury Trial:** This category reflects cases where trial was commenced with a jury. This type of disposition is limited to cases where the jury is seated and sworn, and the court has received evidence and the jury rendered a verdict or the case was resolved in some manner prior to the announcement of a verdict.
- **Bench Trial:** Cases are disposed in this category by the court after a trial without a jury in which a witness has been sworn in to testify and the court entered a judgment, or the case was resolved prior to the announcement of a judgment.
- **Bench Disposition:** Cases that are disposed by final judicial determination of an issue, but where no witnesses are sworn, and no evidence is introduced, are counted in this category. These dispositions include decisions on motions for summary judgment, hearings on other dispositive motions, and settled cases in which the parties tender an agreed judgment to the court for approval which can then be enforced through proceedings supplemental to execution. Approval of informal adjustments in juvenile matters and issuance of search warrants unrelated

to any pending case also generally fall into this category.

- **Dismissed:** This category applies to cases which are dismissed either by the court on its own motion (Indiana Trial Rule 41(E)), upon the motion of a party, or upon an agreed entry as the result of settlement between the parties.
- **Default:** This category is applicable only in civil cases, infractions, and ordinance violations where the defendant fails to comply with the trial rules and a judgment of default is entered by the court.
- **Deferred/Diverted:** If a prosecutor and defendant agree to defer prosecution or if the defendant enters a diversion program, the case is disposed in this category. Although the case is not formally dismissed until the completion of the deferral obligations, this category permits the criminal courts to reduce their pending caseloads by the number of cases where the cases will eventually be dismissed. Likewise, even though diversion programs are often part of a guilty plea, they fall into this category as a way for the state to track the number of defendants consenting to the diversion programs.
- **Guilty Plea/Admission:** Cases in which the defendant pleads guilty to an offense or admits to the commission of an infraction or ordinance violation are counted under this category. Infraction and ordinance violation cases are only reflected in this disposition category if the case actually comes before the court for decision. An admission by mail or through a court clerk or violations bureau clerk is counted as being disposed by Traffic Violations Bureau. Also included in this category are dispositions of juvenile cases where the juvenile admits the claims, or the father admits paternity and in protective order cases where a party admits to the claims in the protective order.
- **Traffic Violations Bureau:** This disposition category only applies to infraction and ordinance violations. Indiana Code 34-28-5-7 permits any court to establish a traffic violations bureau and appoint a violations clerk to serve under

the direction of the court. The court must designate those traffic violations that are within the authority of the violations clerk. This category is used when the defendant elects to pay the penalty for the violation by mailing or delivering payment to the violations clerk or by making payment online and without going to court.

- **Closed:** Routine closing of an estate or adoption proceeding, as well as the routine termination of a trust or guardianship, are counted in this disposition type. Also included in this category are cases where the defendant has filed bankruptcy, or the case is removed to federal court.
- **FTA/FTP:** This category includes ordinance violation cases and infraction cases in which the defendant fails to appear or fails to pay. Once counted in this category, the case is not recounted even if the defendant later appears, pays, or proceeds to a full trial.
- **Other:** Any case disposition that is not otherwise accounted for in the preceding categories is included here. Example: a case was opened in error.

Movement of Cases

In addition to cases filed and disposed, cases are venued or transferred between courts.

- **Venued In/Out:** Cases filed in a court that are later moved to another county for any reason are listed in this category.
- **Transferred In/Out:** Cases transferred from one court to another within the same county, or from one court docket to another (such as a move from small claims docket to the civil plenary docket), are recorded here. In the event a motion for change of venue from the judge results in a transfer of the case to another court in the same county, the case is also counted in this category.

For more detailed information regarding case assignment and case disposition, three resources are available. Please refer to the instructions for reporting requirements (QCSR Application Guide), the Case Type Quick Reference Guide and the Administrative Manual at courts.in.gov.

Court Services Information

The cases filed in the courts are assigned to a particular court according to the county's local caseload allocation plan. Various court services are provided based on the individual needs of the litigants and the judges. The following are services and judicial provisions the courts track on the quarterly statistical forms.

- **Special Judge Service:** According to Rules 76, 79 and 79.1 of the Indiana Rules of Trial Procedure, and Rule 13 of the Indiana Rules of Criminal Procedure, a special judge can assume jurisdiction on a case under certain circumstances. The courts report cases where the reporting judge serves as a special judge on other court's cases and reports cases where a special judge is serving in the reporting court. The assignment of a special judge is reported in the quarter in which the special judge is assigned.
- **Cases with Unrepresented (Pro Se) Litigants:** The courts report cases in each case type category if a party proceeds without attorney representation at any point in the case while the case remains
- A case may be counted as unrepresented at any time the court believes at least one party is acting on his or her behalf without the assistance of counsel. Each case may be counted a maximum of one time as unrepresented in the life of the case. Courts may look to appearance forms, filings (if a person files something or appears without an attorney), attendance at hearings without attorney representation or any other factor for this determination. The Indiana Supreme Court uses the statistics reported on this line to provide enhanced resources tailored to the case type for unrepresented litigants. Litigants previously referred to as Pro Se are now often referred to as Unrepresented Litigants.
- **Cases Referred to Alternative Dispute Resolution:** As defined by Indiana Rules of Alternative Dispute Resolution Rule 1.1, recognized alternative dispute resolution

open. A case is only reported once; even if several parties in the same case proceed without attorney representation, or if the status of the litigant changes one or more times during the course of the case. The criminal and juvenile courts count a criminal or juvenile case as unrepresented if, after the hearing in which the defendant is offered an attorney, the defendant refuses one and acts on his/her own behalf thereafter. For a civil case, the courts determine unrepresented status starting from the moment the complaint or petition is filed. If a plaintiff files a civil case without the assistance of an attorney, the court counts that case as unrepresented. If a defendant files a document or attends a hearing without an attorney, the court counts the case as unrepresented, unless the plaintiff's unrepresented status was already reported. Frequently, those courts that exercise small claims jurisdiction and/or handle infractions and ordinance violations have multiple cases falling into this category. Litigants who are defaulted are not counted as unrepresented since information about representation was not obtained.

(ADR) methods include arbitration, mediation, conciliation, facilitation, mini-trials, summary jury trials, private judges and judging, convening or conflict assessment, neutral evaluation and fact-finding, multi-door case allocations, and negotiated rulemaking. A court may order any covered case to proceed with a form of ADR prior to conducting further court proceedings. If ADR is successful on all issues before the court, then the court will report the case dismissed as the disposition type. Regardless of whether ADR is ultimately successful, the courts report the referral on the quarterly statistical report in the quarter of the ADR referral. These statistics are used by the Indiana Supreme Court to encourage ADR plans and other services for the courts in resolving the cases outside of the courtrooms. Currently, IOCS administers Family Court ADR plans for domestic relations cases and juvenile paternity cases.

- **Appointment of Public Defenders:** The courts report the cases where a public defender was appointed at county expense or partial county expense.
- **Appointment of GAL/CASA:** Guardians Ad Litem (GAL) and Court Appointed Special Advocates (CASA) are reported in certain case type categories and the reported numbers should correspond with the related GAL/CASA program for that county. The Indiana Supreme Court uses these statistics to support grant proposals as well as identify counties needing more resources. The courts report the case in the first quarter in which a guardian or advocate is appointed during the life of the case.
- **Use of Court Interpreters:** The courts report the appointment of a court

interpreter as well as the language interpreted in the first quarter an interpreter is used in the case. Currently, the interpreter certification program offers candidates certification opportunities in more than 20 languages, including Spanish, Chinese (Mandarin and Cantonese), Polish, Vietnamese, and Korean.

For more detailed information regarding case assignment and case disposition, three resources are available: the QCSR Application Guide, the Case Type Quick Reference and the Administrative Manual. These three resources can be found by accessing the Indiana Courts Website at courts.in.gov.

Case Types and Abbreviations

*These case types are no longer used for new filings.

	Case Type	Abbreviation	Case Type	Abbreviation
Criminal	Murder	MR	Level 1 Felony	F1
	Life without Parole	LP**	Level 2 Felony	F2
	Death Penalty	DP**	Level 3 Felony	F3
	Felony (Prior to 1/1/02)	CF*	Level 4 Felony	F4
	A Felony	FA	Level 5 Felony	F5
	B Felony	FB	Level 6 Felony	F6
	C Felony	FC	Post-Conviction Relief	PC
	D Felony	FD	Criminal Misdemeanor	CM
			Miscellaneous Criminal	MC

Civil Violations	Infractions	IF	Ordinance Violations	OV/OE*
------------------	-------------	----	----------------------	--------

Juvenile	Juvenile CHINS	JC	Juvenile Paternity	JP
	Juvenile Delinquency	JD	Juvenile Miscellaneous	JM
	Juvenile Status	JS	Juvenile Termination of Parental Rights	JT
	Juvenile Protection Order	JQ		

Civil	Civil Plenary (Prior to 1/1/02)	CP*	Estates - Supervised	ES
	Civil Plenary (Filed after 1/1/02)	PL	Estates – Unsupervised	EU
	Mortgage Foreclosure	MF	Estates - Miscellaneous	EM
	Civil Collections	CC	Guardianship	GU
	Civil Tort	CT	Trusts	TR
	Small Claims	SC	Protective Orders	PO
	Domestic Relations	DR*	Expungements	XP
	Domestic Relation with Children	DC	Civil Miscellaneous	MI
	Domestic Relation No Children	DN	Court Business (Administrative Case Type)	CB
	Reciprocal Support	RS	Tax Sale	TS
	Mental Health	MH	Tax Petition	TP
	Adoption	AD		

**These case types are subtypes of Murder and are used for statistical reporting purposes only.

Comparison of Cases from 2009-2018

Cases Filed—All Courts

	2009	2010	2011	2012	2013	2014	2015	2016	2017	2018
Criminal/Civil Violations										
Murder	225	205	193	235	246	271	232	243	223	261
Class A Felony	2,745	2,589	2,666	2,424	2,514	2,173	345	141	82	100
Class B Felony	6,578	6,889	7,108	7,289	7,300	4,922	391	85	57	38
Class C Felony	9,227	8,866	9,638	9,719	9,391	6,285	761	407	295	203
Class D Felony	51,524	50,661	51,720	52,363	52,579	28,597	1,023	559	346	128
Level 1 Felony	-	-	-	-	-	159	421	487	471	503
Level 2 Felony	-	-	-	-	-	409	1,261	1,467	1,716	1,843
Level 3 Felony	-	-	-	-	-	869	2,152	2,374	2,512	2,483
Level 4 Felony	-	-	-	-	-	1,283	3,162	3,592	3,555	3,521
Level 5 Felony	-	-	-	-	-	3,755	9,966	10,679	11,238	11,222
Level 6 Felony	-	-	-	-	-	17,601	43,868	50,581	56,511	57,942
Misdemeanor	188,889	183,946	173,408	168,472	151,853	138,384	140,161	144,136	148,641	144,833
Post-Conviction	1,049	1,207	1,362	1,460	1,349	987	1,035	1,068	1,000	961
Misc. Criminal	27,881	31,372	32,844	35,102	37,855	44,922	51,023	56,006	61,635	67,169
Sub-Total	288,118	285,735	278,939	277,064	263,087	250,617	255,801	271,825	288,282	291,207
Civil Violations										
Infractions	912,591	822,226	721,089	662,213	601,209	477,450	501,825	455,192	458,359	410,891
Ord. Violations	111,880	107,037	99,640	99,451	95,746	85,420	78,406	64,821	59,634	53,736
Sub-Total	1,024,471	929,263	820,729	761,664	696,955	562,870	580,231	520,013	517,993	464,627
Juvenile										
CHINS	12,625	12,160	10,665	11,325	12,114	14,227	17,491	20,063	20,068	15,375
Delinquency	21,914	20,585	19,553	18,480	17,818	15,350	14,297	13,804	13,638	11,936
Status	4,081	4,586	4,442	4,589	3,653	3,915	4,149	3,426	3,787	3,639
Paternity	16,732	22,217	21,978	21,313	18,626	18,512	15,982	16,375	14,673	14,343
Miscellaneous	16,458	12,506	11,457	12,147	12,876	12,743	13,821	14,547	15,607	14,551
Term. Par. Right	3,378	3,502	2,718	2,222	2,355	2,648	3,121	4,284	4,844	5,657
Protection Order	-	-	-	-	-	-	-	-	-	44
Sub-Total	75,188	75,556	70,813	70,076	67,442	67,395	68,861	72,499	72,617	65,545
Civil										
Plenary	20,692	17,658	17,600	16,943	15,625	15,929	14,521	16,239	13,640	12,153
Mortgage Fore.	40,905	41,274	30,272	33,876	24,320	19,486	19,023	15,752	15,153	13,438
Civil Collections	96,659	94,899	71,526	75,301	62,328	67,683	56,762	65,555	72,981	90,511
Tort	10,434	10,500	10,502	10,797	11,329	11,417	11,376	11,899	11,879	12,730
Small Claims	272,602	276,295	253,255	253,834	252,594	233,761	226,092	209,698	195,160	195,862
Domestic Rel.	42,187	41,095	37,822	36,663	35,102	33,563	32,822	31,754	-	-
Domestic Rel. W/Child	-	-	-	-	-	-	-	-	15,522	14,756
Domestic Rel. No Child	-	-	-	-	-	-	-	-	15,996	15,850
Recip. Support	2,774	3,157	2,898	2,660	2,520	2,286	2,395	2,172	1,724	1,679
Mental Health	8,091	7,772	7,804	8,570	9,538	10,373	11,657	13,477	15,188	15,821
Protective Ord.	36,494	36,534	35,579	36,313	33,755	31,943	32,886	35,189	35,944	34,444
Expungement	-	-	-	-	-	-	2,572	6,660	7,303	7,493
Miscellaneous	13,314	15,548	16,709	14,691	15,696	18,325	19,749	16,834	15,640	15,858
Tax Sale	-	-	-	-	-	-	-	-	118	179
Tax Petition	-	-	-	-	-	-	-	-	4,553	5,687
Sub-Total	544,152	544,732	483,967	489,648	462,807	444,766	429,855	425,229	420,801	436,461
Probate/Adoption										
Adoption	3,511	3,645	3,855	3,955	3,424	3,581	3,593	4,159	4,752	4,876
Estate	13,777	13,672	14,473	14,923	15,076	14,113	-	-	-	-
Estate- Supv.	-	-	-	-	-	-	6,506	3,296	2,639	2,453
Estate-Un-Supv.	-	-	-	-	-	-	6,608	8,185	8,793	8,876
Estate- Misc.	-	-	-	-	-	-	2,487	3,055	3,303	3,514
Guardianship	6,957	6,832	7,118	6,914	6,857	7,083	7,390	8,004	8,108	8,637
Trusts	575	435	518	507	499	484	455	449	437	402
Sub-Total	24,820	24,584	25,964	26,299	25,856	25,261	27,039	27,148	28,032	28,758
Grand Total	1,956,749	1,859,870	1,680,412	1,624,751	1,516,147	1,350,909	1,361,787	1,316,714	1,327,725	1,286,598

Cases Filed—Circuit, Superior and Probate Courts

	2009	2010	2011	2012	2013	2014	2015	2016	2017	2018
Criminal/Civil Violations										
Murder	225	205	193	235	246	271	232	243	223	261
Class A Felony	2,745	2,589	2,666	2,424	2,514	2,173	345	141	82	100
Class B Felony	6,578	6,889	7,108	7,289	7,300	4,922	391	85	57	38
Class C Felony	9,227	8,866	9,638	9,719	9,391	6,285	761	407	295	203
Class D Felony	51,524	50,661	51,720	52,363	52,579	28,597	1,023	559	346	128
Level 1 Felony	-	-	-	-	-	159	421	487	471	503
Level 2 Felony	-	-	-	-	-	409	1,261	1,467	1,716	1,843
Level 3 Felony	-	-	-	-	-	869	2,152	2,374	2,512	2,483
Level 4 Felony	-	-	-	-	-	1,283	3,162	3,592	3,555	3,521
Level 5 Felony	-	-	-	-	-	3,755	9,966	10,679	11,238	11,222
Level 6 Felony	-	-	-	-	-	17,601	43,868	50,581	56,511	57,942
Misdemeanor	143,463	140,920	133,898	130,892	117,085	105,601	108,118	114,025	119,292	115,585
Post-Conviction	1,049	1,207	1,362	1,460	1,349	987	1,035	1,068	1,000	961
Misc. Criminal	27,292	30,926	32,305	34,398	37,280	44,473	50,818	55,869	61,503	67,016
Sub-Total	242,103	242,263	238,890	238,780	227,744	217,385	223,553	241,577	258,801	261,806
Civil Violations										
Infractions	641,954	554,157	491,639	449,596	395,604	308,907	335,174	305,624	319,837	292,689
Ord. Violations	63,460	54,816	53,897	47,885	42,483	35,131	30,216	25,253	22,595	21,884
Sub-Total	705,414	608,973	545,536	497,481	438,087	344,038	365,390	330,877	342,432	314,573
Juvenile										
CHINS	12,625	12,160	10,665	11,325	12,114	14,227	17,491	20,063	20,068	15,375
Delinquency	21,914	20,585	19,553	18,480	17,818	15,350	14,297	13,804	13,638	11,936
Status	4,081	4,586	4,442	4,589	3,653	3,915	4,149	3,426	3,787	3,639
Paternity	16,732	22,217	21,978	21,313	18,626	18,512	15,982	16,375	14,673	14,343
Miscellaneous	16,458	12,506	11,457	12,147	12,876	12,743	13,821	14,547	15,607	14,551
Term. Par. Right	3,378	3,502	2,718	2,222	2,355	2,648	3,121	4,284	4,844	5,657
Protection Order	-	-	-	-	-	-	-	-	-	44
Sub-Total	75,188	75,556	70,813	70,076	67,442	67,395	68,861	72,499	72,617	65,545
Civil										
Plenary	12,746	11,995	10,397	10,327	10,037	10,299	9,338	9,294	8,810	9,343
Mortgage Fore.	40,905	41,274	30,272	33,876	24,320	19,486	19,023	15,752	15,153	13,438
Civil Collections	95,464	94,175	70,300	74,366	61,580	66,814	55,975	64,652	72,205	87,722
Tort	10,434	10,500	10,502	10,796	11,329	11,417	11,376	11,899	11,879	12,730
Small Claims	202,278	205,502	186,407	182,406	189,105	177,934	171,529	152,629	144,960	146,983
Domestic Rel.	42,187	41,095	37,822	36,663	35,102	33,563	32,822	31,754	-	-
Domestic Rel. W/Child	-	-	-	-	-	-	-	-	15,522	14,756
Domestic Rel. No Child	-	-	-	-	-	-	-	-	15,996	15,850
Recip. Support	2,774	3,157	2,898	2,660	2,520	2,286	2,395	2,172	1,724	1,679
Mental Health	8,061	7,772	7,804	8,570	9,538	10,373	11,657	13,477	15,188	15,821
Protective Ord.	38,494	36,534	35,579	36,313	33,755	31,943	32,882	35,189	35,944	34,444
Expungement	-	-	-	-	-	-	2,572	6,660	7,302	7,493
Tax Sale	-	-	-	-	-	-	-	-	118	179
Tax Petition	-	-	-	-	-	-	-	-	4,553	5,687
Miscellaneous	13,314	15,548	16,702	14,684	15,680	18,309	19,741	16,830	15,604	15,795
Sub-Total	464,657	467,552	408,683	410,661	392,966	382,424	369,310	360,308	364,958	381,920
Probate/Adoption										
Adoption	3,511	3,645	3,855	3,955	3,424	3,581	3,593	4,159	4,752	4,876
Estate	13,777	13,872	14,473	14,923	15,076	14,113	-	-	-	-
Estate- Supv.	-	-	-	-	-	-	6,506	3,296	2,639	2,453
Estate-Un-Supv.	-	-	-	-	-	-	6,608	8,185	8,793	8,876
Estate- Misc.	-	-	-	-	-	-	2,487	3,055	3,303	3,514
Guardianship	6,957	6,832	7,118	6,914	6,857	7,083	7,390	8,004	8,108	8,637
Trusts	575	435	518	507	456	484	455	449	437	402
Sub-Total	24,820	24,584	25,964	26,299	25,813	25,261	27,039	27,148	28,032	28,758
Grand Total	1,512,182	1,418,928	1,289,886	1,243,297	1,152,052	1,036,503	1,054,153	1,032,409	1,066,840	1,052,602

Cases Filed–City, Town and Small Claims Courts

	2009	2010	2011	2012	2013	2014	2015	2016	2017	2018
Criminal/Civil Violations										
Murder	-	-	-	-	-	-	-	-	-	-
Felony	-	-	-	-	-	-	-	-	-	-
Class A Felony	-	-	-	-	-	-	-	-	-	-
Class B Felony	-	-	-	-	-	-	-	-	-	-
Class C Felony	-	-	-	-	-	-	-	-	-	-
Class D Felony	0	0	0	0	0	0	0	0	0	0
Level 1 Felony	-	-	-	-	-	-	-	-	-	-
Level 2 Felony	-	-	-	-	-	-	-	-	-	-
Level 3 Felony	-	-	-	-	-	-	-	-	-	-
Level 4 Felony	-	-	-	-	-	-	-	-	-	-
Level 5 Felony	-	-	-	-	-	-	-	-	-	-
Level 6 Felony	-	-	-	-	-	-	-	-	-	-
Misdemeanor	45,426	43,026	39,510	37,580	34,768	32,783	32,043	30,111	29,349	29,248
Post-Conviction	0	0	0	0	0	0	0	0	0	0
Misc. Criminal	589	446	539	704	575	449	205	137	132	153
Sub-Total	46,015	43,472	40,049	38,284	35,343	33,232	32,248	30,248	29,481	29,401
Civil Violations										
Infractions	270,637	268,069	229,450	212,617	205,605	168,543	166,651	149,545	138,522	118,202
Ord. Violations	48,420	52,221	45,743	51,566	53,263	50,289	48,190	39,568	37,039	31,852
Sub-Total	319,057	320,290	275,193	264,183	258,868	218,832	214,841	189,113	175,561	150,054
Juvenile										
CHINS	-	-	-	-	-	-	-	-	-	-
Delinquency	-	-	-	-	-	-	-	-	-	-
Status	-	-	-	-	-	-	-	-	-	-
Paternity	-	-	-	-	-	-	-	-	-	-
Miscellaneous	-	-	-	-	-	-	-	-	-	-
Term. Par. Right	-	-	-	-	-	-	-	-	-	-
Protection Order	-	-	-	-	-	-	-	-	-	-
Sub-Total	-	-	-	-	-	-	-	-	-	-
Civil										
Plenary	7,946	5,663	7,203	6,616	5,588	5,630	5,183	6,945	4,830	2,810
Mortgage Fore.	-	-	-	-	-	-	-	-	-	-
Civil Collections	1,195	724	1,226	935	748	869	787	903	776	2,789
Tort	0	0	0	1	0	0	0	0	0	0
Small Claims	70,324	70,793	66,848	71,428	63,489	55,827	54,563	57,069	50,200	48,879
Domestic Rel.	-	-	-	-	-	-	-	-	-	-
Domestic Rel. W/Child	-	-	-	-	-	-	-	-	-	-
Domestic Rel.No Child.	-	-	-	-	-	-	-	-	-	-
Recip. Support	30	0	0	0	0	0	0	0	0	0
Mental Health	-	-	-	-	-	-	4	-	-	-
Protective Ord.	-	-	-	-	-	-	-	-	1	-
Expungement	-	-	-	-	-	-	-	-	-	-
Tax Sale	-	-	-	-	-	-	-	-	-	-
Tax Petition	-	-	-	-	-	-	-	-	-	-
Miscellaneous	0	0	7	7	16	16	8	4	36	63
Sub-Total	79,495	77,180	75,284	78,987	69,841	62,342	60,545	64,921	55,842	54,541
Probate/Adoption										
Adoption	-	-	-	-	-	-	-	-	-	-
Estate	-	-	-	-	-	-	-	-	-	-
Estate- Supv.	-	-	-	-	-	-	-	-	-	-
Estate-Un-Supv.	-	-	-	-	-	-	-	-	-	-
Estate- Misc.	-	-	-	-	-	-	-	-	-	-
Guardianship	-	-	-	-	-	-	-	-	-	-
Trusts	0	0	0	0	0	43	0	0	0	0
Sub-Total	0	0	0	0	0	43	0	0	0	0
Grand Total	444,567	440,942	390,526	381,454	364,095	314,406	307,634	284,305	260,885	233,996

Cases Disposed–All Courts

	2009	2010	2011	2012	2013	2014	2015	2016	2017	2018
Criminal/Civil Violations										
Murder	205	215	201	193	235	446	271	215	226	225
Felony	358	355	520	871	922	165	302	277	117	2,428
Class A Felony	2,784	2,679	2,615	2,443	2,467	2,785	1,510	601	358	215
Class B Felony	6,110	6,547	6,970	6,926	7,524	7,192	3,232	1,026	477	268
Class C Felony	9,733	9,052	9,289	9,239	10,143	8,733	3,958	1,575	1,003	710
Class D Felony	51,235	51,157	50,719	51,664	53,954	45,064	15,694	5,268	2,869	3,698
Level 1 Felony	-	-	-	-	-	13	153	308	488	435
Level 2 Felony	-	-	-	-	-	25	505	948	1,379	1,685
Level 3 Felony	-	-	-	-	-	80	1,142	1,806	2,192	2,306
Level 4 Felony	-	-	-	-	-	135	1,734	2,757	3,229	3,406
Level 5 Felony	-	-	-	-	-	601	5,900	8,851	10,273	10,754
Level 6 Felony	-	-	-	-	-	3,613	28,970	42,008	48,821	53,456
Misdemeanor	190,923	179,235	175,087	167,126	155,542	152,944	131,812	134,314	138,378	148,723
Post-Conviction	850	842	1,073	1,086	800	1,218	961	769	871	766
Misc. Criminal	27,789	30,106	33,351	36,744	37,214	44,903	50,407	55,085	60,033	68,057
Sub-Total	289,987	280,188	279,825	276,292	268,801	267,917	246,551	255,808	270,714	297,132
Civil Violations										
Infractions	905,391	820,421	715,763	632,102	587,311	548,443	494,761	455,091	446,089	413,377
Ord. Violations	111,146	102,082	90,636	85,944	83,334	87,116	76,504	63,626	60,964	54,724
Sub-Total	1,016,537	922,503	806,399	718,046	670,645	635,559	571,265	518,717	507,053	468,101
Juvenile										
CHINS	11,427	12,129	10,364	11,311	11,214	12,088	15,348	17,061	18,387	17,911
Delinquency	20,760	19,884	20,164	19,290	17,117	14,925	15,023	13,038	12,422	11,630
Status	3,838	4,254	5,012	4,880	3,515	3,165	5,017	3,303	3,561	3,458
Paternity	16,846	20,379	21,160	20,250	18,023	18,178	16,893	14,886	20,967	13,575
Miscellaneous	14,705	11,784	12,317	11,330	11,919	11,134	14,492	13,532	13,970	13,917
Term. Par. Right	2,922	3,206	2,645	2,264	2,073	2,110	2,586	3,154	4,182	5,007
Protection Order	-	-	-	-	-	-	-	-	-	26
Sub-Total	70,498	71,636	71,662	69,325	63,861	61,600	69,359	64,974	73,489	65,524
Civil										
Plenary	16,052	13,306	13,858	12,457	16,806	11,503	12,890	11,439	12,062	17,080
Mortgage Fore.	38,268	36,680	28,417	33,644	31,566	22,341	20,113	18,784	16,918	14,165
Civil Collections	98,183	93,031	78,959	72,388	67,813	64,672	57,885	59,497	66,710	76,518
Tort	10,477	9,932	10,092	9,655	10,788	10,905	11,198	11,294	10,995	11,060
Small Claims	270,909	282,006	252,950	238,358	245,668	243,776	274,315	204,743	196,665	206,165
Domestic Rel.	39,226	39,218	38,829	42,018	42,606	33,841	34,596	32,174	17,092	4,933
Domestic Rel. W/Child	-	-	-	-	-	-	-	-	6,754	11,998
Domestic Rel. No Child	-	-	-	-	-	-	-	-	9,001	13,669
Recip. Support	2,516	2,876	2,549	3,016	2,054	2,225	2,268	3,085	1,509	1,876
Mental Health	10,017	10,785	7,560	8,531	9,635	9,296	12,023	14,444	14,179	15,643
Protective Ord.	33,953	34,521	35,774	35,769	33,280	30,518	33,455	34,829	37,015	32,928
Expungement	-	-	-	-	-	-	1,588	5,673	6,901	7,040
Tax Sale	-	-	-	-	-	-	-	-	50	149
Tax Petition	-	-	-	-	-	-	-	-	1,926	4,433
Miscellaneous	10,747	11,835	14,105	12,702	13,239	15,125	20,239	15,871	15,557	15,410
Sub-Total	530,348	534,190	483,093	468,538	473,455	444,202	480,570	411,833	413,334	433,067
Probate/Adoption										
Adoption	3,304	3,745	3,849	3,406	3,271	3,704	3,650	3,628	4,453	4,754
Estate	12,419	13,060	12,998	14,029	15,391	16,858	-	-	-	-
Estate- Supv.	-	-	-	-	-	-	8,398	4,833	3,014	2,561
Estate-Un-Supv.	-	-	-	-	-	-	5,574	9,959	7,715	8,047
Estate- Misc.	-	-	-	-	-	-	2,513	2,666	2,944	3,401
Guardianship	7,590	8,334	7,235	8,744	5,847	8,240	8,068	9,034	7,105	11,166
Trusts	291	314	307	413	460	357	414	405	390	308
Sub-Total	23,605	25,453	24,390	26,592	24,969	29,172	28,617	30,525	25,621	30,237
Grand Total	1,930,975	1,833,970	1,665,369	1,558,793	1,501,731	1,438,450	1,396,362	1,281,857	1,290,211	1,294,061

Cases Disposed—Circuit, Superior and Probate Courts

	2009	2010	2011	2012	2013	2014	2015	2016	2017	2018
Criminal/Civil Violations										
Murder	205	215	201	193	235	446	271	215	226	225
Felony	358	355	520	871	922	165	302	277	117	2,428
Class A Felony	2,784	2,679	2,615	2,443	2,467	2,785	1,510	601	358	215
Class B Felony	6,110	6,547	6,970	6,926	7,524	7,192	3,232	1,026	477	268
Class C Felony	9,733	9,052	9,289	9,239	10,143	8,733	3,958	1,575	1,003	710
Class D Felony	51,235	51,157	50,719	51,664	53,954	45,064	15,694	5,268	2,869	3,698
Level 1 Felony	-	-	-	-	-	13	153	308	488	435
Level 2 Felony	-	-	-	-	-	25	505	948	1,379	1,685
Level 3 Felony	-	-	-	-	-	80	1,142	1,806	2,192	2,306
Level 4 Felony	-	-	-	-	-	135	1,734	2,757	3,229	3,406
Level 5 Felony	-	-	-	-	-	601	5,900	8,851	10,273	10,754
Level 6 Felony	-	-	-	-	-	3,613	28,970	42,008	48,821	53,456
Misdemeanor	149,581	139,073	136,957	133,802	123,653	123,963	104,373	107,887	110,615	120,984
Post-Conviction	850	840	1,073	1,086	800	1,218	961	759	871	766
Misc. Criminal	26,106	29,743	32,893	36,142	36,723	44,610	50,176	55,007	59,926	67,988
Sub-Total	246,962	239,661	241,237	242,366	236,421	238,643	218,881	229,293	242,844	269,324
Civil Violations										
Infractions	633,682	550,480	478,163	428,668	395,938	379,062	332,033	311,681	314,211	294,768
Ord. Violations	67,936	51,221	43,913	41,300	38,408	36,618	29,135	26,216	24,054	21,300
Sub-Total	701,618	601,701	522,076	469,968	434,346	415,680	361,168	337,897	338,265	316,068
Juvenile										
CHINS	11,427	12,129	10,364	11,311	11,214	12,088	15,348	17,061	18,387	17,911
Delinquency	20,760	19,884	20,164	19,290	17,117	14,925	15,023	13,038	12,422	11,630
Status	3,838	4,254	5,012	4,880	3,515	3,165	5,017	3,303	3,561	3,458
Paternity	16,846	20,379	21,160	20,250	18,023	18,178	16,893	14,886	20,967	13,575
Miscellaneous	14,705	11,784	12,317	11,330	11,919	11,134	14,492	13,532	13,970	13,917
Term. Par. Right	2,922	3,206	2,645	2,264	2,073	2,110	2,586	3,154	4,182	5,007
Protection Order	-	-	-	-	-	-	-	-	-	26
Sub-Total	70,498	71,636	71,662	69,325	63,861	61,600	69,359	64,974	73,489	65,524
Civil										
Plenary	14,687	12,243	12,136	10,579	15,562	10,319	11,907	9,642	9,690	10,564
Mortgage Fore.	38,268	36,680	28,417	33,644	31,566	22,341	20,113	18,784	16,918	14,165
Civil Collections	97,027	92,180	77,732	71,347	67,131	64,080	57,193	58,607	65,962	75,101
Tort	10,477	9,932	10,092	9,655	10,788	10,905	11,198	11,294	10,995	11,060
Small Claims	205,157	213,136	194,369	180,584	191,768	192,646	230,548	162,322	144,334	150,402
Domestic Rel.	39,226	39,218	38,829	42,018	42,606	33,841	34,596	32,174	17,092	4,933
Domestic Rel. W/Child	-	-	-	-	-	-	-	-	6,754	11,998
Domestic Rel. No Child	-	-	-	-	-	-	-	-	9,001	13,669
Recip. Support	2,516	2,876	2,549	3,016	2,054	2,225	2,268	3,085	1,509	1,876
Mental Health	9,987	10,785	7,560	8,531	9,635	9,296	12,023	14,444	14,179	15,643
Protective Ord.	33,953	34,521	35,774	35,769	33,280	30,518	33,455	34,829	37,015	32,928
Expungement	-	-	-	-	-	-	1,588	5,673	6,901	7,039
Tax Sale	-	-	-	-	-	-	-	-	50	149
Tax Petition	-	-	-	-	-	-	-	-	1,926	4,433
Miscellaneous	10,747	11,835	14,098	12,695	13,230	15,108	20,237	15,868	15,553	15,403
Sub-Total	462,045	463,406	421,556	407,838	417,620	392,463	435,126	366,722	357,879	369,363
Probate/Adoption										
Adoption	3,304	3,745	3,849	3,406	3,271	3,704	3,650	3,628	4,453	4,754
Estate	12,419	13,060	12,998	14,029	15,391	16,858	-	-	-	-
Estate- Supv.	-	-	-	-	-	-	8,398	4,833	3,014	2,561
Estate-Un-Supv.	-	-	-	-	-	-	5,574	9,959	7,715	8,047
Estate- Misc.	-	-	-	-	-	-	2,513	2,666	2,944	3,401
Guardianship	7,590	8,334	7,235	8,744	5,847	8,240	8,068	9,034	7,105	11,166
Trusts	291	314	307	413	417	357	414	405	390	308
Sub-Total	23,605	25,453	24,390	26,592	24,926	29,172	28,617	30,525	25,621	30,237
Grand Total	1,504,728	1,401,857	1,280,921	1,216,089	1,177,174	1,136,374	1,113,151	1,029,411	1,038,098	1,050,516

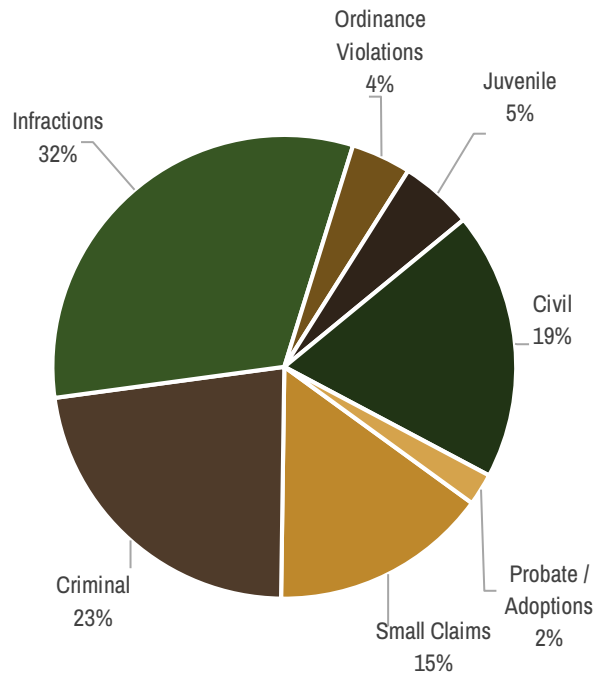
Cases Disposed—City, Town and Small Claims Courts

	2009	2010	2011	2012	2013	2014	2015	2016	2017	2018
Criminal/Civil Violations										
Murder	-	-	-	-	-	-	-	-	-	-
Felony	-	-	-	-	-	-	-	-	-	-
Class A Felony	-	-	-	-	-	-	-	-	-	-
Class B Felony	-	-	-	-	-	-	-	-	-	-
Class C Felony	-	-	-	-	-	-	-	-	-	-
Class D Felony	-	-	-	-	-	-	-	-	-	-
Level 1 Felony	-	-	-	-	-	-	-	-	-	-
Level 2 Felony	-	-	-	-	-	-	-	-	-	-
Level 3 Felony	-	-	-	-	-	-	-	-	-	-
Level 4 Felony	-	-	-	-	-	-	-	-	-	-
Level 5 Felony	-	-	-	-	-	-	-	-	-	-
Level 6 Felony	-	-	-	-	-	-	-	-	-	-
Misdemeanor	41,342	40,162	38,130	33,324	31,889	28,981	27,439	26,427	27,763	27,739
Post-Conviction	0	2	0	0	0	0	0	10	0	0
Misc. Criminal	1,683	363	458	602	491	293	231	78	107	69
Sub-Total	43,025	40,527	38,588	33,926	32,380	29,274	27,670	26,515	27,870	27,808
Civil Violations										
Infractions	271,709	269,941	237,600	203,434	191,373	169,381	162,728	143,410	131,878	118,609
Ord. Violations	43,210	50,861	46,723	44,644	44,926	50,498	47,369	37,410	36,910	33,424
Sub-Total	314,919	320,802	284,323	248,078	236,299	219,879	210,097	180,820	168,788	152,033
Juvenile										
CHINS	-	-	-	-	-	-	-	-	-	-
Delinquency	-	-	-	-	-	-	-	-	-	-
Status	-	-	-	-	-	-	-	-	-	-
Paternity	-	-	-	-	-	-	-	-	-	-
Miscellaneous	-	-	-	-	-	-	-	-	-	-
Term. Par. Right	-	-	-	-	-	-	-	-	-	-
Protective Orders	-	-	-	-	-	-	-	-	-	-
Sub-Total	0	0	0	0	0	0	0	0	0	0
Civil										
Plenary	1,365	1,063	1,722	1,878	1,244	1,184	983	1,797	2,372	6,516
Mortgage Fore.	-	-	-	-	-	-	-	-	-	-
Civil Collections	1,156	851	1,227	1,041	682	592	692	890	748	1,417
Tort	-	-	-	-	-	-	-	-	-	-
Small Claims	65,752	68,870	58,581	57,774	53,900	51,130	43,767	42,421	52,331	55,763
Domestic Rel.	-	-	-	-	-	-	-	-	-	-
Domestic Rel. W/Child	-	-	-	-	-	-	-	-	-	-
Domestic Rel. No Child	-	-	-	-	-	-	-	-	-	-
Recip. Support	-	-	-	-	-	-	-	-	-	-
Mental Health	30	0	0	0	0	0	0	0	0	0
Protective Ord.	-	-	-	-	-	-	-	-	-	-
Expungement	-	-	-	-	-	-	-	-	-	1
Tax Sale	-	-	-	-	-	-	-	-	-	-
Tax Petition	-	-	-	-	-	-	-	-	-	-
Miscellaneous	0	0	7	7	9	17	2	3	4	7
Sub-Total	68,303	70,784	61,537	60,700	55,835	52,923	45,444	45,111	55,455	63,704
Probate/Adoption										
Adoption	-	-	-	-	-	-	-	-	-	-
Estate- Supv	-	-	-	-	-	-	-	-	-	-
Estate- Un-Supv.	-	-	-	-	-	-	-	-	-	-
Estate- Misc.	-	-	-	-	-	-	-	-	-	-
Guardianship	-	-	-	-	-	-	-	-	-	-
Trusts	0	0	0	0	0	43	0	0	0	0
Sub-Total	0	0	0	0	0	43	0	0	0	0
Grand Total	426,247	432,113	384,448	342,704	324,557	302,076	283,211	252,415	252,113	243,545

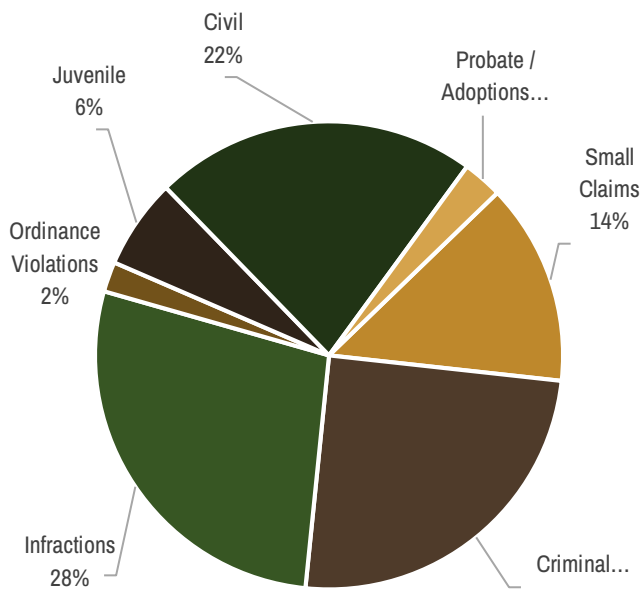
Summary of 2018 New Filings by General Case Type

As can be seen in the pie charts, the Infraction case type comprises the highest number of new filings for Courts of Record, City, Town, and Small Claims courts. The amount of time required to adjudicate these cases is relatively small in comparison to the other case types. Further information about the weighted caseload measures employed in Indiana to determine the relative time differences in case types is contained in another section of this report.

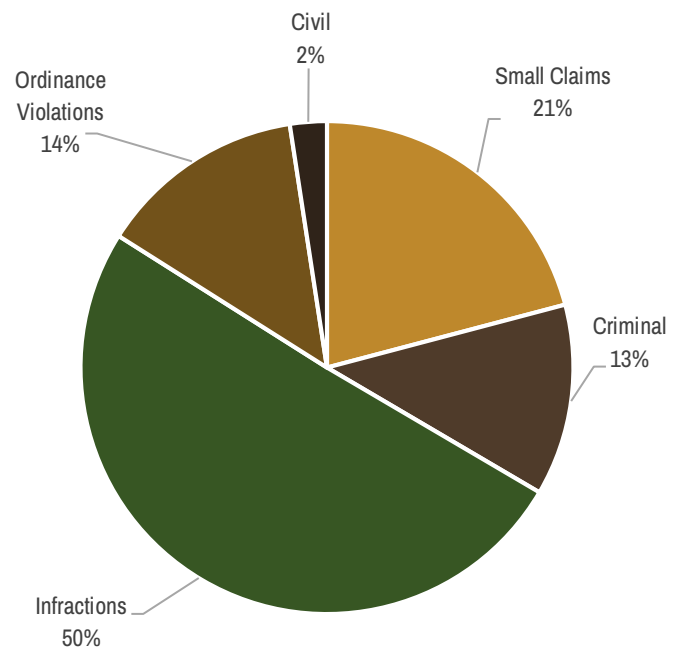
Total Filings – All Courts



Filings – Courts of Record



Filings – City, Town, and Small Claims Courts



2018 Case Information – Totals All Courts

	Cases Pending 1/1/2018	Cases Filed	Cases Venued In	Cases Trans. In	Cases Disposed	Cases Venued Out	Cases Trans. Out	Cases Pending 12/31/18
Criminal/Civil Violations								
Murder	397	261	1	35	225	0	28	441
Felony	6,499	0	0	2,507	2,428	0	3	6,575
Class A Felony	3,927	100	0	141	215	0	55	3,898
Class B Felony	2,805	38	0	153	268	0	26	2,702
Class C Felony	6,490	203	0	104	710	0	32	6,055
Class D Felony	24,825	128	0	1,703	3,698	0	55	22,903
Level 1 Felony	630	503	0	55	435	1	48	704
Level 2 Felony	2,125	1,843	0	172	1,685	0	150	2,305
Level 3 Felony	2,669	2,483	0	266	2,306	0	200	2,912
Level 4 Felony	3,865	3,521	1	337	3,406	0	252	4,066
Level 5 Felony	10,448	11,222	5	1,068	10,754	0	813	11,176
Level 6 Felony	46,772	57,942	4	5,506	53,456	4	4,234	52,530
Misdemeanor	296,869	144,833	30	10,246	148,723	26	5,212	298,017
Post-Conv. Relief	3,314	961	7	52	766	0	43	3,525
Miscellaneous	36,890	67,169	2,247	1,800	68,057	5	828	39,216
Infraction	370,071	410,891	4	380	413,377	29	500	367,440
Ordinance Viol.	95,779	53,736	0	256	54,724	0	124	94,923
Sub-Total	914,375	755,834	2,299	24,781	765,233	65	12,603	919,388
Juvenile								
CHINS	22,067	15,375	85	105	17,911	63	79	19,579
Delinquency	17,407	11,936	151	162	11,630	199	66	17,761
Status	3,781	3,639	14	34	3,458	34	12	3,964
Paternity	45,474	14,343	99	832	13,575	18	964	46,191
Miscellaneous	11,952	14,551	13	52	13,917	3	35	12,613
Term. Par. Right	6,939	5,657	1	36	5,007	0	37	7,589
Protection Order	0	44	0	8	26	0	8	18
Sub-Total	107,620	65,545	363	1,229	65,524	317	1,201	107,715
Civil								
Plenary	57,905	12,153	44	1,767	17,080	32	334	54,423
Mortgage Fore.	16,393	13,438	2	121	14,165	6	76	15,707
Civil Collections	80,227	90,511	132	1,296	76,518	89	316	95,243
Civil Tort	24,477	12,730	50	641	11,060	39	623	26,176
Small Claims	266,470	195,862	48	1,981	206,165	121	970	257,105
Domestic Rel.	42,976	0	6	969	4,933	7	281	38,730
Domestic Rel. W/Child	8,859	14,756	79	391	11,998	18	316	11,753
Domestic Rel. No Child	6,991	15,850	20	175	13,669	17	152	9,198
Recip. Support	10,674	1,679	7	30	1,876	24	20	10,470
Mental Health	10,269	15,821	33	631	15,643	5	572	10,534
Adoption	4,355	4,876	11	63	4,754	3	66	4,482
Estate- Supv.	17,975	2,453	5	516	2,561	3	396	17,989
Estate-Un-Supv.	18,462	8,876	4	739	8,047	1	690	19,343
Estate- Misc.	3,463	3,514	1	55	3,401	1	46	3,585
Guardianship	41,764	8,637	54	1,644	11,166	30	1,212	39,691
Trusts	2,465	402	0	28	308	0	11	2,576
Protective Orders	25,773	34,444	229	2,148	32,928	125	1,334	28,207
Expungement	2,437	7,493	1	178	7,040	1	178	2,890
Tax Sale	70	179	0	2	149	0	2	100
Tax Petition	2,636	5,687	7	56	4,433	0	50	3,903
Miscellaneous	31,790	15,858	35	1,383	15,410	13	421	33,222
Sub-Total	676,431	465,219	768	14,814	463,304	535	8,066	685,327
Grand Total	1,698,426	1,286,598	3,430	40,824	1,294,061	917	21,870	1,712,430

Statewide Totals – Circuit, Superior, and Probate Courts

	Cases Pending 1/1/2018	Cases Filed	Cases Venued In	Cases Trans. In	Cases Disposed	Cases Venued Out	Cases Trans. Out	Cases Pending 12/31/18
Criminal/Civil Violations								
Murder	397	261	1	35	225	0	28	441
Felony	6,499	0	0	2,507	2,428	0	3	6,575
Class A Felony	3,927	100	0	141	215	0	55	3,898
Class B Felony	2,805	38	0	153	268	0	26	2,702
Class C Felony	6,490	203	0	104	710	0	32	6,055
Class D Felony	24,825	128	0	1,703	3,698	0	55	22,903
Level 1 Felony	630	503	0	55	435	1	48	704
Level 2 Felony	2,125	1,843	0	172	1,685	0	150	2,305
Level 3 Felony	2,669	2,483	0	266	2,306	0	200	2,912
Level 4 Felony	3,865	3,521	1	337	3,406	0	252	4,066
Level 5 Felony	10,448	11,222	5	1,068	10,754	0	813	11,176
Level 6 Felony	46,772	57,942	4	5,506	53,456	4	4,234	52,530
Misdemeanor	154,750	115,585	23	10,231	120,984	2	4,905	154,698
Post-Conv. Relief	3,309	961	7	52	766	0	43	3,520
Miscellaneous	35,892	67,016	2,247	1,800	67,988	5	828	38,134
Infraction	202,825	292,689	2	354	294,768	15	167	200,920
Ordinance Viol.	23,066	21,884	0	256	21,300	0	110	23,796
Sub-Total	531,294	576,379	2,290	24,740	585,392	27	11,949	537,335
Juvenile								
CHINS	22,067	15,375	85	105	17,911	63	79	19,579
Delinquency	17,407	11,936	151	162	11,630	199	66	17,761
Status	3,781	3,639	14	34	3,458	34	12	3,964
Paternity	45,474	14,343	99	832	13,575	18	964	46,191
Miscellaneous	11,952	14,551	13	52	13,917	3	35	12,613
Term. Par. Right	6,939	5,657	1	36	5,007	0	37	7,589
Protection Order	0	44	0	8	26	0	8	18
Sub-Total	107,620	65,545	363	1,229	65,524	317	1,201	107,715
Civil								
Plenary	29,847	9,343	44	1,767	10,564	32	330	30,075
Mortgage Fore.	16,393	13,438	2	121	14,165	6	76	15,707
Civil Collections	74,712	87,722	132	1,296	75,101	89	316	88,356
Civil Tort	24,475	12,730	50	641	11,060	39	623	26,174
Small Claims	139,917	146,983	42	1,724	150,402	45	718	137,501
Domestic Rel.	42,976	0	6	969	4,933	7	281	38,730
Domestic Rel. W/Child	8,859	14,756	79	391	11,998	18	316	11,753
Domestic Rel. No Child	6,991	15,850	20	175	13,669	17	152	9,198
Recip. Support	10,674	1,679	7	30	1,876	24	20	10,470
Mental Health	10,269	15,821	33	631	15,643	5	572	10,534
Adoption	4,355	4,876	11	63	4,754	3	66	4,482
Estate- Supv.	17,975	2,453	5	516	2,561	3	396	17,989
Estate-Un-Supv.	18,462	8,876	4	739	8,047	1	690	19,343
Estate- Misc.	3,463	3,514	1	55	3,401	1	46	3,585
Guardianship	41,764	8,637	54	1,644	11,166	30	1,212	39,691
Trusts	2,465	402	0	28	308	0	11	2,576
Protective Orders	25,773	34,444	229	2,148	32,928	125	1,334	28,207
Expungement	2,436	7,493	1	178	7,039	1	178	2,890
Tax Sale	70	179	0	2	149	0	2	100
Tax Petition	2,636	5,687	7	56	4,433	0	50	3,903
Miscellaneous	31,748	15,795	35	1,383	15,403	13	421	33,124
Sub-Total	516,260	410,678	762	14,557	399,600	459	7,810	534,388
Grand Total	1,155,174	1,052,602	3,415	40,526	1,050,516	803	20,960	1,179,438

Statewide Totals—City, Town, and Small Claims Courts

	Cases Pending 1/1/2018	Cases Filed	Cases Venued In	Cases Trans. In	Cases Disposed	Cases Venued Out	Cases Trans. Out	Cases Pending 12/31/18
Criminal/Civil Violations								
Murder	-	-	-	-	-	-	-	-
Felony	-	-	-	-	-	-	-	-
Class A Felony	-	-	-	-	-	-	-	-
Class B Felony	-	-	-	-	-	-	-	-
Class C Felony	-	-	-	-	-	-	-	-
Class D Felony	-	-	-	-	-	-	-	-
Level 1 Felony	-	-	-	-	-	-	-	-
Level 2 Felony	-	-	-	-	-	-	-	-
Level 3 Felony	-	-	-	-	-	-	-	-
Level 4 Felony	-	-	-	-	-	-	-	-
Level 5 Felony	-	-	-	-	-	-	-	-
Level 6 Felony	-	-	-	-	-	-	-	-
Misdemeanor	142,119	29,248	7	15	27,739	24	307	143,319
Post-Conv. Relief	5	0	0	0	0	0	0	5
Miscellaneous	998	153	2	0	69	0	0	1,084
Infraction	167,246	118,202	0	26	118,609	14	333	166,518
Ordinance Viol.	72,713	31,852	0	0	33,424	0	14	71,127
Sub-Total	383,081	179,455	9	41	179,841	38	654	382,053
Juvenile								
CHINS	-	-	-	-	-	-	-	-
Delinquency	-	-	-	-	-	-	-	-
Status	-	-	-	-	-	-	-	-
Paternity	-	-	-	-	-	-	-	-
Miscellaneous	-	-	-	-	-	-	-	-
Term. Par. Right	-	-	-	-	-	-	-	-
Protection Order	-	-	-	-	-	-	-	-
Sub- Total	0	0	0	0	0	0	0	0
Civil								
Plenary	28,058	2,810	0	0	6,516	0	4	24,348
Mortgage Fore.	0	0	0	0	0	0	0	0
Civil Collections	5,515	2,789	0	0	1,417	0	0	6,887
Civil Tort	2	0	0	0	0	0	0	2
Small Claims	126,553	48,879	6	257	55,763	76	252	119,604
Domestic Rel.	-	-	-	-	-	-	-	-
Recip. Support	-	-	-	-	-	-	-	-
Mental Health	-	-	-	-	-	-	-	-
Adoption	-	-	-	-	-	-	-	-
Estate-Supv.	-	-	-	-	-	-	-	-
Estate-Un-Supv.	-	-	-	-	-	-	-	-
Estate-Misc.	-	-	-	-	-	-	-	-
Guardianship	-	-	-	-	-	-	-	-
Trusts	-	-	-	-	-	-	-	-
Expungement	1	0	0	0	1	0	0	0
Protective Orders	-	-	-	-	-	-	-	-
Miscellaneous	42	63	0	0	7	0	0	98
Sub-Total	160,171	54,541	6	257	63,704	76	256	150,939
Grand Total	543,252	233,996	15	298	243,545	114	910	532,992

Cases in Which Pauper Counsel Was Appointed

According to the United States and the Indiana constitutions plus federal and Indiana case law, a public defender must be made available to the following indigent persons at both the trial and appellate level

- A defendant in a criminal case;
- A child charged with a delinquent act;
- A parent in a termination of parental rights case;
- A parent in a juvenile CHINS case;

- A person on whom involuntary commitment proceedings have commenced; and
- Any person facing contempt proceedings where incarceration is a possibility.

If the court determines the defendant to be indigent, the court must appoint a Public Defender. IOCS tracks and reports the number of cases in which counsel was appointed and paid for by county/state funds.

2018 Cases with Pauper Counsel

	2010	2011	2012	2013	2014	2015	2016	2017	2018	2018 Total Cases Filed	2018 Total No Public Defender Appointed
Murder	163	159	200	228	177	178	192	166	211	261	50
Class A Felony	2,270	2,460	2,382	2,408	1,513	707	450	309	306	100	-206
Class B Felony	6,116	6,772	7,391	7,563	4,474	1,728	1,064	672	476	38	-438
Class C Felony	7,390	8,467	9,236	8,842	5,571	1,971	941	568	341	203	-138
Class D Felony	38,060	38,130	40,020	41,233	23,944	5,424	2,293	1,143	609	128	-481
Level 1 Felony					97	326	348	352	383	503	120
Level 2 Felony					228	774	1,013	1,190	1,363	1,843	480
Level 3 Felony					580	1,515	1,760	1,905	1,984	2,483	499
Level 4 Felony					847	2,311	2,780	2,854	2,963	3,521	558
Level 5 Felony					2,256	6,863	7,974	8,739	8,881	11,222	2,341
Level 6 Felony					8,909	27,830	36,169	40,964	43,640	57,942	14,302
Crim. Misd.	62,464	61,085	59,225	56,906	42,814	52,127	52,043	52,902	53,020	144,833	91,813
Juvenile CHINS	8,496	6,974	7,539	8,357	10,879	13,451	15,345	14,810	14,283	15,375	1,092
Juv. Delinquency	13,006	13,426	12,409	12,350	10,698	10,248	9,514	8,705	8,389	11,936	3,547
Juvenile Status	1,386	1,621	1,631	1,508	1,276	1,250	972	886	886	3,639	2,753
Term. Par. Rights	1,806	1,365	1,160	1,265	1,322	1,744	2,455	1,991	2,754	5,657	2,903
Juvenile Paternity	2,016	2,152	1,999	2,431	2,644	2,444	2,139	2,019	1,507	14,343	12,836
Other	3,496	4,306	3,898	4,024	3,722	3,364	2,870	3,115	2,729	1,011,610	1,008,881
Post-Conv. Relief	1,056	228	279	384	80	77	100	88	91	961	870
Total	147,725	147,145	147,369	147,499	122,031	134,332	140,422	143,378	144,816	1,286,598	1,141,782
Appeals*	416	473	351	344	524	618	651	730	862	NA	NA
Total w/Appeals	148,141	147,618	147,720	147,843	122,555	134,950	141,073	144,108	145,678	NA	NA

The FA, FB, FC and FD Pauper appointments show negative totals. This could be dependent on when the Pauper appointment was reported during the year based on new filings as well as pending cases. *Appeals are not included in the cases filed total. Six new felony levels enacted by the Indiana General Assembly began July 1, 2014.

2018 Unrepresented Litigants

This chart represents the number of cases in which at least one of the litigants represented himself for part or all of the proceeding during 2018.

Case Type	Circuit, Superior & Probate	City & Town	Marion County Small Claims	Total All Courts
Murder (MR)	57	0	0	57
Felony (CF)	1,003	0	0	1,003
Class A Felony (FA)	189	0	0	189
Class B Felony (FB)	293	0	0	293
Class C Felony (FC)	243	0	0	243
Class D Felony (FD)	2,041	0	0	2,041
Level 1 Felony	27	0	0	27
Level 2 Felony	103	0	0	103
Level 3 Felony	200	0	0	200
Level 4 Felony	363	0	0	363
Level 5 Felony	1,159	0	0	1,159
Level 6 Felony	6,207	0	0	6,207
Misdemeanor (CM)	18,677	6,675	0	25,352
Post-Conviction Relief (PC)	410	0	0	410
Miscellaneous (MC)	1,543	567	0	2,110
Infraction (IF)	36,798	13,297	0	50,095
Ordinance Violation (OV/OE)	1,591	8,951	0	10,542
Total Criminal/Civil Violations	70,904	29,490	0	100,394
CHINS (JC)	1,211	0	0	1,211
Delinquency (JD)	198	0	0	198
Status (JS)	46	0	0	46
Paternity (JP)	3,362	0	0	3,362
Miscellaneous (JM)	465	0	0	465
Term. Parental Rights (JT)	242	0	0	242
Protection Orders (JQ)	0	0	0	0
Total Juvenile	5,524	0	0	5,524
Plenary (CP/PL)	10,400	0	0	10,400
Mortgage Foreclosure (MF)	2,616	0	0	2,616
Civil Collections (CC)	14,034	0	0	14,034
Tort (CT)	2,606	0	0	2,606
Small Claims (SC)	66,610	0	27,824	94,434
Dom. Rel. with Children (DC)	7,349	0	0	7,349
Dom. Rel. w/out Children (DN)	9,654	0	0	9,654
Domestic Relations (DR)	10,190	0	0	10,190
Reciprocal Support (RS)	326	0	0	326
Mental Health (MH)	2,792	0	0	2,792
Adoptions (AD)	526	0	0	526
Estates (ES)	684	0	0	684
Estates (EU)	3,862	0	0	3,862
Estates (EM)	490	0	0	490
Guardianships (GU)	2,561	0	0	2,561
Tax Deed, Verified Petition for (TP)	593	0	0	593
Tax Sales (TS)	26	0	0	26
Trusts (TR)	210	0	0	210
Protective Orders (PO)	10,916	0	0	10,916
Expungement (XP)	847	0	0	847
Miscellaneous (MI)	5,359	0	0	5,359
Total Civil	152,651	0	27,824	181,175
Total All Case Types	229,079	29,490	27,824	286,393

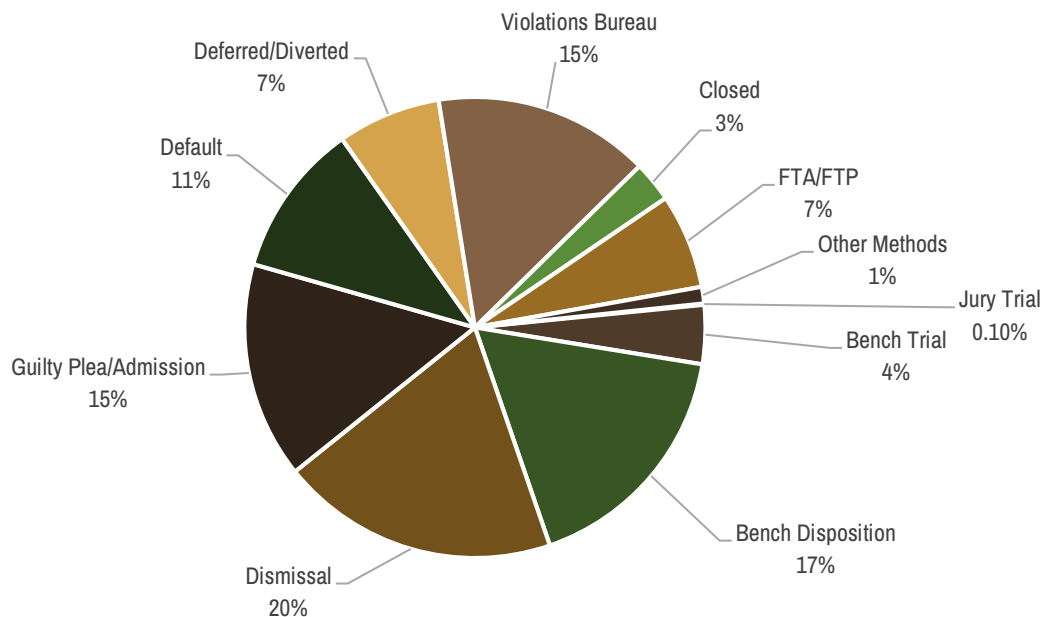
2018 Method of Case Disposition

Summary of All Disposition Types

Method of Disposition (Number of Cases)

Disposition Type	Circuit, Superior and Probate Courts	City and Town Courts	Marion County Small Claims	Total All Courts
Jury Trial	1,232	7	0	1,239
Bench Trial	49,393	1,276	2,797	53,466
Bench Disposition	207,016	1,412	13,712	222,140
Dismissal	195,412	35,239	21,991	252,642
Guilty Plea/Admission	158,653	37,776	0	196,429
Default	117,804	5,531	16,409	139,744
Deferred/Diverted	70,134	23,715	0	93,849
Violations Bureau	140,874	55,592	0	196,466
Closed	33,227	3,708	0	36,935
FTA/FTP	65,443	20,692	0	86,135
Other Methods	11,328	2,852	836	15,016
Total	1,050,516	187,800	55,745	1,294,061

Method of Disposition (Percent of Total)



Statewide Disposition Totals–All Courts

	Jury Trial	Bench Trial	Bench Disp.	Guilty Plea/ Admis.	Default	Defer/ Divert.	Dismiss	Viol. Bureau	Closed	FTA/ FTP	Other
Criminal/ Civil Violations											
Murder	87	7	9	113	-	0	8	-	-	-	1
Felony	5	4	97	1,752	-	245	294	-	-	-	31
Class A Felony	25	3	12	126	-	0	40	-	-	-	9
Class B Felony	15	3	19	170	-	0	53	-	-	-	8
Class C Felony	23	9	85	407	-	10	156	-	-	-	20
Class D Felony	17	21	176	1,879	-	502	1,056	-	-	-	47
Level 1 Felony	76	12	10	281	-	0	56	-	-	-	0
Level 2 Felony	67	18	26	1,263	-	20	286	-	-	-	5
Level 3 Felony	114	14	47	1,776	-	18	329	-	-	-	8
Level 4 Felony	86	28	55	2,802	-	23	406	-	-	-	6
Level 5 Felony	143	89	202	8,612	-	171	1,496	-	-	-	41
Level 6 Felony	274	248	394	41,620	-	1,920	8,884	-	-	-	116
Misdemeanor	105	1,536	1,884	77,218	-	25,436	40,403	-	-	-	2,141
Post-Conv. Relief	0	66	360	-	-	1	303	-	-	-	36
Miscellaneous	1	1,117	52,955	67	-	15	2,520	-	9,938	-	1,444
Infraction	15	2,546	1,287	39,759	9,988	56,229	39,849	181,202	-	80,221	2,281
Ordinance Viol.	0	510	624	8,533	1,943	8,835	12,371	15,264	-	5,914	730
Sub-Total	1,053	6,231	58,242	186,378	11,931	93,425	108,510	196,466	9,938	86,135	6,924
Juvenile											
CHINS	-	3,984	4,189	3,791	-	-	4,848	-	-	-	1,099
Delinquency	-	982	2,443	4,673	-	424	2,026	-	-	-	1,082
Status	-	112	2,010	576	-	-	397	-	-	-	363
Paternity	-	4,497	5,955	645	-	-	1,762	-	-	-	716
Miscellaneous	-	463	10,828	354	-	-	1,305	-	-	-	967
Term. Par. Right	-	1,319	651	7	-	-	2,878	-	-	-	152
Protection Orders	-	4	16	0	-	-	5	-	-	-	1
Sub-Total	0	11,361	26,092	10,046	0	424	13,221	0	0	0	4,380
Civil											
Plenary	21	385	2,362	-	3,888	-	6,564	-	3,784	-	76
Mortgage Fore.	0	123	2,301	-	6,417	-	5,152	-	130	-	42
Civil Collections	3	569	10,804	-	44,723	-	19,686	-	501	-	232
Civil Tort	160	144	908	-	1,501	-	8,080	-	196	-	71
Small Claims	-	14,788	44,633	-	70,050	-	72,995	-	1,583	-	2,116
Domestic Rel.	-	784	2,717	-	4	-	1,310	-	-	-	118
Domestic Re. W/Child	-	2,126	8,108	-	3	-	1,735	-	-	-	26
Domestic Rel. No Child	-	2,308	9,837	-	12	-	1,485	-	-	-	27
Recip. Support	-	386	1,038	-	17	-	415	-	-	-	20
Mental Health	-	660	7,485	-	0	-	3,186	-	4,251	-	61
Adoption	-	2,016	1,143	-	0	-	324	-	1,258	-	13
Estate- Supv.	0	36	570	-	2	-	74	-	1,745	-	134
Estate-Un-Supv.	0	24	2,389	-	7	-	90	-	5,426	-	111
Estate- Misc.	-	30	1,009	-	2	-	39	-	2,306	-	15
Guardianship	-	2,760	4,186	-	3	-	600	-	3,364	-	253
Trusts	-	15	116	-	0	-	4	-	166	-	7
Protective Orders	-	3,887	21,922	2	19	-	6,872	-	-	-	226
Expungement	-	308	5,891	-	-	-	122	-	684	-	35
Tax Sale	-	0	146	-	-	-	1	-	1	-	1
Tax Petition	-	1,297	2,335	-	363	-	368	-	65	-	5
Miscellaneous	2	3,228	7,906	3	802	-	1,809	-	1,537	-	123
Sub-Total	186	35,874	137,806	5	127,813	0	130,911	0	26,997	0	3,712
Grand Total	1,239	53,466	222,140	196,429	139,744	93,849	252,642	196,466	36,935	86,135	15,016

Statewide Disposition Totals –Circuit, Superior, and Probate Courts

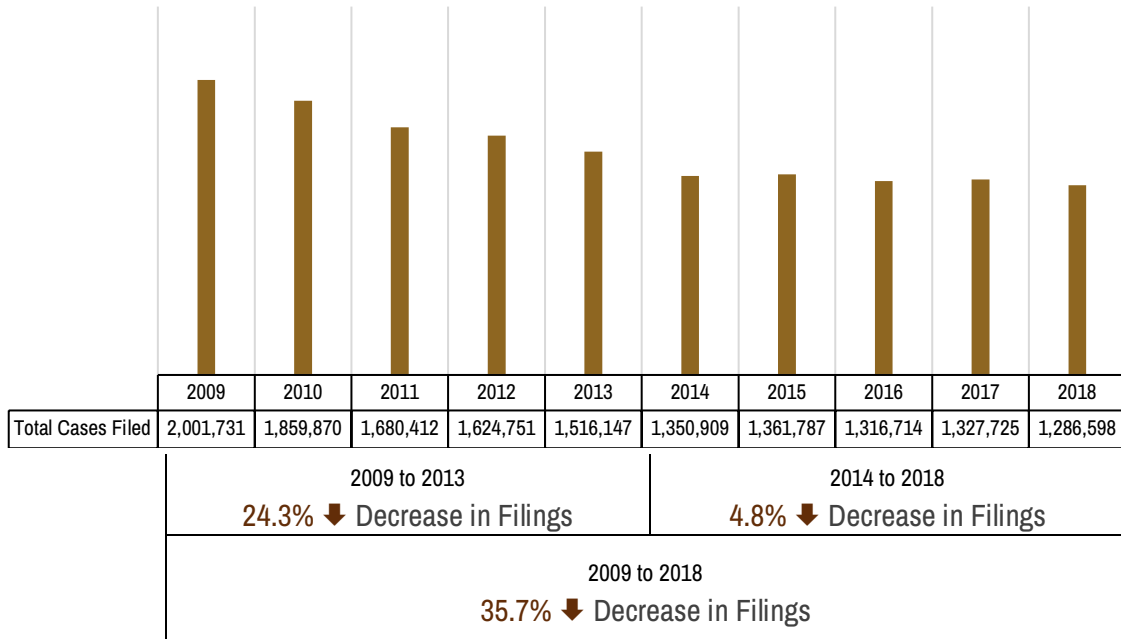
	Jury Trial	Bench Trial	Bench Disp.	Guilty Plea/ Admin	Default	Defer/ Divert.	Dismiss	Viol. Bureau	Closed	FTA/ FTP	Other
Criminal/Civil Violations											
Murder	87	7	9	113	-	0	8	-	-	-	1
Felony	5	4	97	1,752	-	245	294	-	-	-	31
Class A Felony	25	3	12	126	-	0	40	-	-	-	9
Class B Felony	15	3	19	170	-	0	53	-	-	-	8
Class C Felony	23	9	85	407	-	10	156	-	-	-	20
Class D Felony	17	21	176	1,879	-	502	1,056	-	-	-	47
Level 1 Felony	76	12	10	281	-	0	56	-	-	-	0
Level 2 Felony	67	18	26	1,263	-	20	286	-	-	-	5
Level 3 Felony	114	14	47	1,776	-	18	329	-	-	-	8
Level 4 Felony	86	28	55	2,802	-	23	406	-	-	-	6
Level 5 Felony	143	89	202	8,612	-	171	1,496	-	-	-	41
Level 6 Felony	274	248	394	41,620	-	1,920	8,884	-	-	-	116
Misdemeanor	103	1,189	1,222	65,377	-	20,547	31,283	-	-	-	1,263
Post-Conv. Relief	0	66	360	-	-	1	303	-	-	-	36
Miscellaneous	1	1,117	52,911	67	-	15	2,520	-	9,913	-	1,444
Infraction	10	2,006	802	18,991	6,525	42,412	24,665	181,202	-	63,048	1,032
Ordinance Viol.	0	191	481	3,366	688	3,826	4,748	15,264	-	2,395	8
Sub-Total	1,046	5,025	56,908	148,602	7,213	69,710	76,583	196,466	9,913	65,443	4,075
Juvenile											
CHINS	-	3,984	4,189	3,791	-	-	4,848	-	-	-	1,099
Delinquency	-	982	2,443	4,673	-	424	2,026	-	-	-	1,082
Status	-	112	2,010	576	-	-	397	-	-	-	363
Paternity	-	4,497	5,955	645	-	-	1,762	-	-	-	716
Miscellaneous	-	463	10,828	354	-	-	1,305	-	-	-	967
Term. Par. Right	-	1,319	651	7	-	-	2,878	-	-	-	152
Protection Orders	-	4	16	0	-	-	5	-	-	-	1
Sub-Total	0	11,361	26,092	10,046	0	424	13,221	0	0	0	4,380
Civil											
Plenary	21	385	2,361	-	3,850	-	3,725	-	146	-	76
Mortgage Fore.	0	123	2,301	-	6,417	-	5,152	-	130	-	42
Civil Collections	3	499	10,728	-	43,948	-	19,213	-	478	-	232
Civil Tort	160	144	908	-	1,501	-	8,080	-	196	-	71
Small Claims	-	11,991	30,921	-	53,641	-	51,004	-	1,565	-	1,280
Domestic Rel.	-	784	2,717	-	4	-	1,310	-	-	-	118
Domestic Rel. W/Child	-	2,126	8,108	-	3	-	1,735	-	-	-	26
Domestic Rel. No Child	-	2,308	9,837	-	12	-	1,485	-	-	-	27
Recip. Support	-	386	1,038	-	17	-	415	-	-	-	20
Mental Health	-	660	7,485	-	0	-	3,186	-	4,251	-	61
Adoption	-	2,016	1,143	-	0	-	324	-	1,258	-	13
Estate- Supv.	0	36	570	-	2	-	74	-	1,745	-	134
Estate-Un-Supv.	0	24	2,389	-	7	-	90	-	5,426	-	111
Estate- Misc.	-	30	1,009	-	2	-	39	-	2,306	-	15
Guardianship	-	2,760	4,186	-	3	-	600	-	3,364	-	253
Trusts	-	15	116	-	0	-	4	-	166	-	7
Protective Orders	-	3,887	21,922	2	19	-	6,872	-	-	-	226
Expungement	-	308	5,890	-	-	-	122	-	684	-	35
Tax Sale	-	0	146	-	-	-	1	-	1	-	1
Tax Petition	-	1,297	2,335	-	363	-	368	-	65	-	5
Miscellaneous	2	3,228	7,906	3	802	-	1,809	-	1,533	-	120
Sub-Total	186	33,007	124,016	5	110,591	0	105,608	0	23,314	0	2,873
Grand Total	1,232	49,393	207,016	158,653	117,804	70,134	195,412	196,466	33,227	65,443	11,328

Statewide Totals – City, Town, and Small Claims Courts

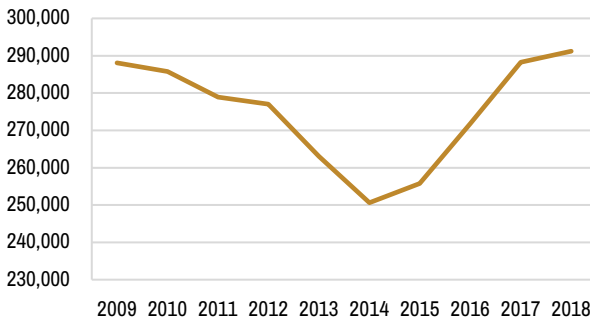
	Jury Trial	Bench Trial	Bench Disp.	Guilty Plea/ Admin.	Default	Defer/ Divert.	Dismiss	Viol. Bureau	Closed	FTA/ FTP	Other
Criminal/Civil Violations											
Murder	-	-	-	-	-	-	-	-	-	-	-
Felony	-	-	-	-	-	-	-	-	-	-	-
Class A Felony	-	-	-	-	-	-	-	-	-	-	-
Class B Felony	-	-	-	-	-	-	-	-	-	-	-
Class C Felony	-	-	-	-	-	-	-	-	-	-	-
Class D Felony	-	-	-	-	-	-	-	-	-	-	-
Level 1 Felony	-	-	-	-	-	-	-	-	-	-	-
Level 2 Felony	-	-	-	-	-	-	-	-	-	-	-
Level 3 Felony	-	-	-	-	-	-	-	-	-	-	-
Level 4 Felony	-	-	-	-	-	-	-	-	-	-	-
Level 5 Felony	-	-	-	-	-	-	-	-	-	-	-
Level 6 Felony	-	-	-	-	-	-	-	-	-	-	-
Misdemeanor	21	352	804	12,307	-	4,943	7,858	-	-	-	1,478
Post-Conv. Relief	-	-	-	-	-	-	-	-	-	-	-
Miscellaneous	-	-	62	-	-	-	2	-	43	-	-
Infraction	11	1,022	1,984	21,026	6,493	15,583	14,527	53,438	-	16,398	1,396
Ordinance Viol.	-	900	635	4,169	2,460	4,811	5,885	11,197	-	3,682	3,171
Sub-Total	32	2,274	3,485	37,502	8,953	25,337	28,272	64,635	43	20,080	6,045
Juvenile											
CHINS	-	-	-	-	-	-	-	-	-	-	-
Delinquency	-	-	-	-	-	-	-	-	-	-	-
Status	-	-	-	-	-	-	-	-	-	-	-
Paternity	-	-	-	-	-	-	-	-	-	-	-
Miscellaneous	-	-	-	-	-	-	-	-	-	-	-
Term. Par. Right	-	-	-	-	-	-	-	-	-	-	-
Protection Orders	-	-	-	-	-	-	-	-	-	-	-
Sub-Total	0	0	0	0	0	0	0	0	0	0	0
Civil											
Plenary	-	-	1	-	38	-	2,839	-	3,638	-	-
Mortgage Fore.	-	-	-	-	-	-	-	-	-	-	-
Civil Collections	-	70	76	-	775	-	-	-	23	-	-
Civil Tort	-	-	-	-	-	-	473	-	-	-	-
Small Claims	-	2,797	13,712	-	16,409	-	21,991	-	18	-	836
Domestic Rel.	-	-	-	-	-	-	-	-	-	-	-
Domestic Rel.W/Child	-	-	-	-	-	-	-	-	-	-	-
Domestic Rel. No Child	-	-	-	-	-	-	-	-	-	-	-
Recip. Support	-	-	-	-	-	-	-	-	-	-	-
Mental Health	-	-	-	-	-	-	-	-	-	-	-
Adoption	-	-	-	-	-	-	-	-	-	-	-
Estate- Supv.	-	-	-	-	-	-	-	-	-	-	-
Estate-Un-Supv.	-	-	-	-	-	-	-	-	-	-	-
Estate- Misc.	-	-	-	-	-	-	-	-	-	-	-
Guardianship	-	-	-	-	-	-	-	-	-	-	-
Trusts	-	-	-	-	-	-	-	-	-	-	-
Protective Orders	-	-	-	-	-	-	-	-	-	-	-
Expungement	-	-	-	-	-	-	-	-	-	-	-
Tax Sale	-	-	-	-	-	-	-	-	-	-	-
Tax Petition	-	-	-	-	-	-	-	-	-	-	-
Miscellaneous	-	-	-	-	-	-	-	-	4	-	3
Sub-Total	0	2,867	13,790	0	17,222	0	25,303	0	3,683	0	839
Grand Total	7	4,073	15,124	37,776	21,940	23,715	57,230	0	3,708	20,692	3,688

Statistical Trends

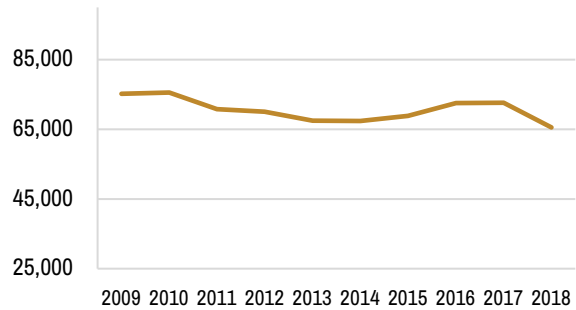
Total Cases Filed



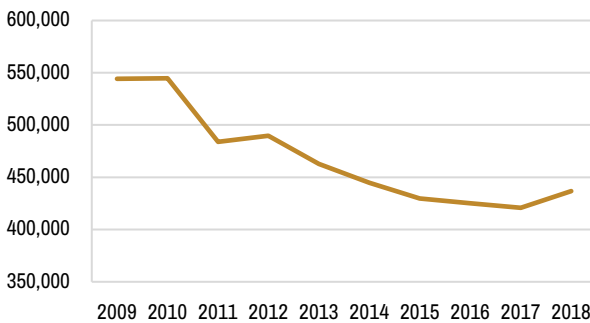
Criminal Filings



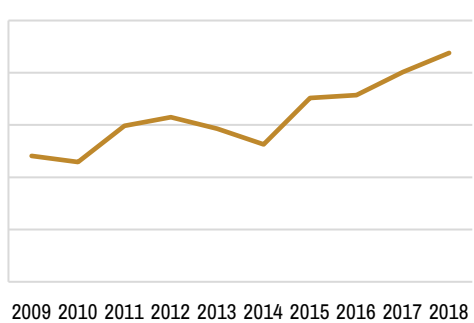
Juvenile Filings



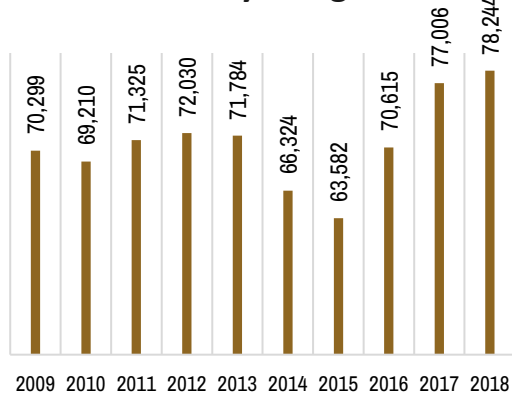
Civil Filings



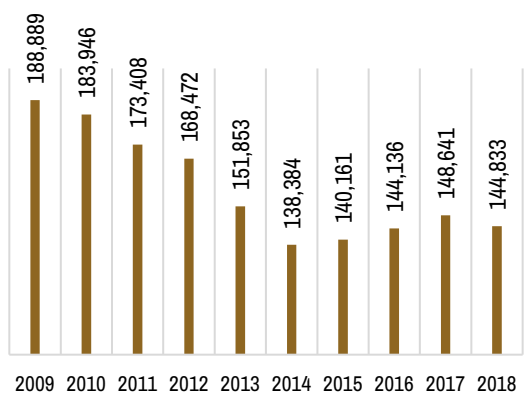
Probate/Adoption Filings



Felony Filings

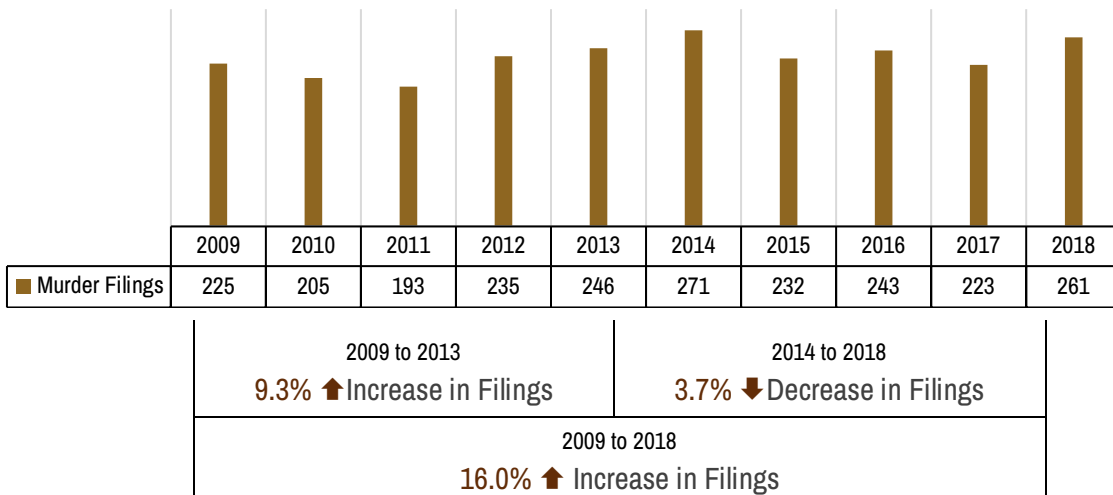


Misdemeanor Filings

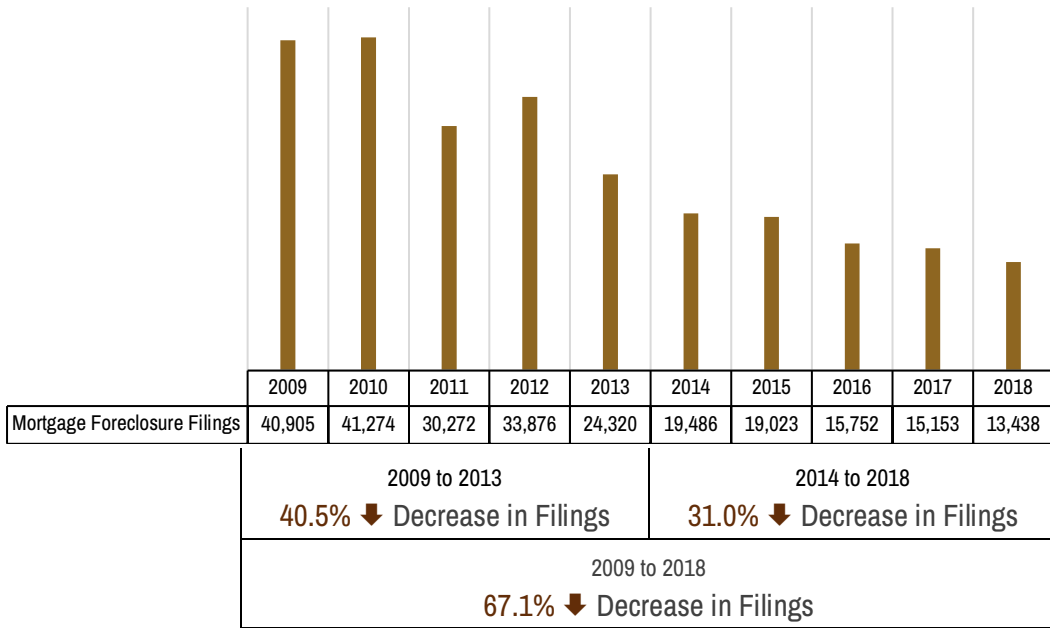


	2009	2010	2011	2012	2013	2014	2015	2016	2017	2018
Felony	70,299	69,210	71,325	72,030	71,784	66,324	63,582	70,615	77,006	78,244
Misdemeanor	188,889	183,946	173,408	168,472	151,853	138,384	140,161	144,136	148,641	144,833
Total	259,188	253,156	244,778	240,502	223,637	204,708	203,743	214,751	225,647	223,077
	2009 to 2013					2014 to 2018				
Felony	2.1% ↑ Increase in Filings					18.0% ↑ Increase in Filings				
Misdemeanor	19.6% ↓ Decrease in Filings					4.7% ↑ Increase in Filings				
Total	13.7% ↓ Decrease in Filings					9.0% ↑ Increase in Filings				
	2009 to 2018									
Felony	11.3% ↑ Increase in Filings									
Misdemeanor	23.3% ↓ Decrease in Filings									
Total	13.9% ↓ Decrease in Filings									

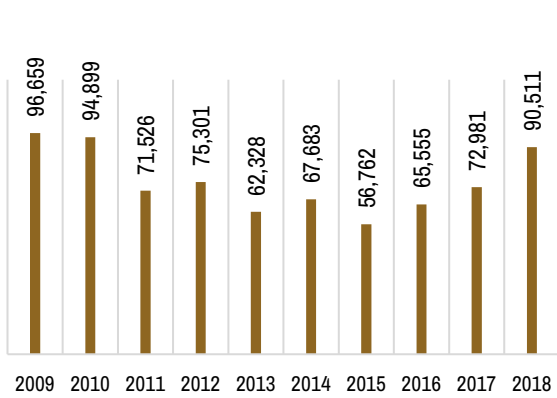
Murder Filings



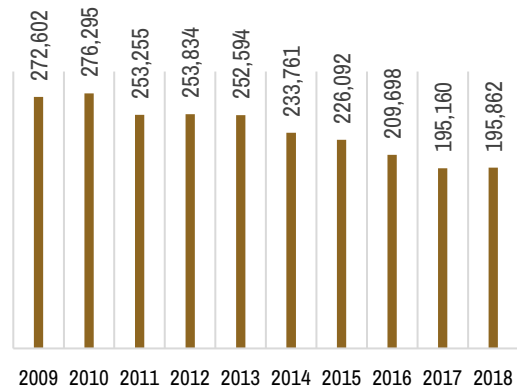
Mortgage Foreclosure Filings



Civil Collection Filings

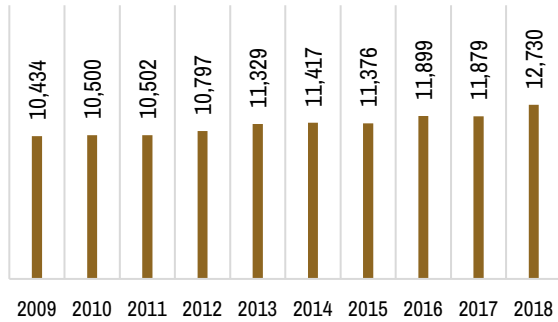


Small Claims Filings

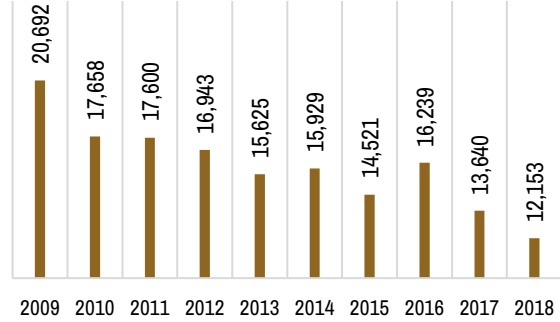


	2009	2010	2011	2012	2013	2014	2015	2016	2017	2018
Civil Collection	96,659	94,899	71,526	75,301	62,328	67,683	56,762	65,555	72,981	90,511
Small Claims	272,602	276,295	253,255	253,834	252,594	233,761	226,092	209,698	195,160	195,862
	2009 to 2013					2014 to 2018				
Civil Collection	35.5% ↓ Decrease in Filings					33.7% ↑ Increase in Filings				
Small Claims	7.3% ↓ Decrease in Filings					16.2% ↓ Decrease in Filings				
	2009 to 2018									
Civil Collection	6.4% ↓ Decrease in Filings									
Small Claims	28.2% ↓ Decrease in Filings									

Civil Tort Filings

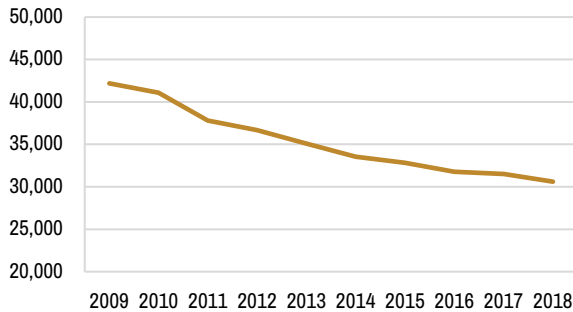


Civil Plenary Filings

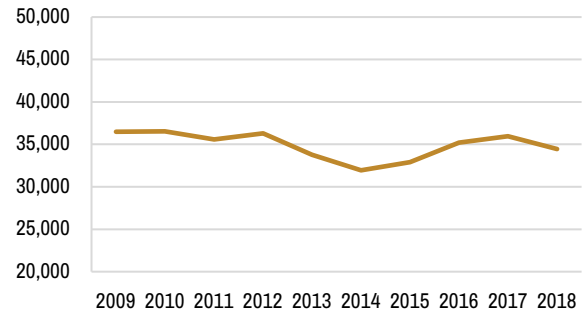


	2009	2010	2011	2012	2013	2014	2015	2016	2017	2018
Civil Tort	10,434	10,500	10,502	10,797	11,329	11,417	11,376	11,899	11,879	12,730
Civil Plenary	20,692	17,658	17,600	16,943	15,625	15,929	14,521	16,239	13,640	12,153
	2009 to 2013					2014 to 2018				
Civil Tort	8.6% ↑ Increase in Filings					11.5% ↑ Increase in Filings				
Civil Plenary	24.5% ↓ Decrease in Filings					23.7 ↓ Decrease in Filings				
	2009 to 2018									
Civil Tort	22.0% ↑ Increase in Filings									
Civil Plenary	41.3% ↓ Decrease in Filings									

Domestic Relations Filings

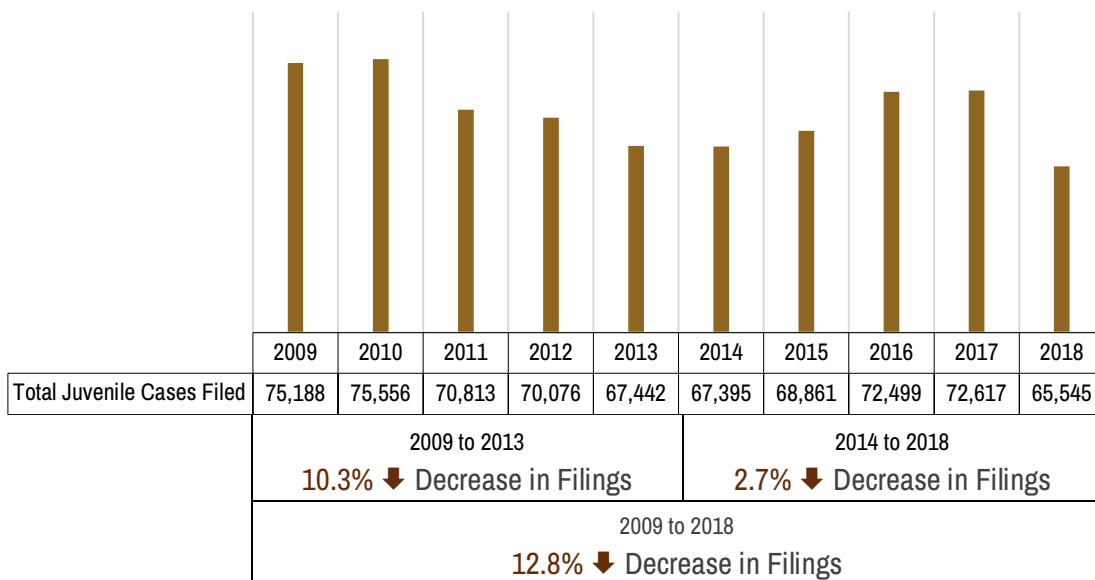


Protective Orders Filings

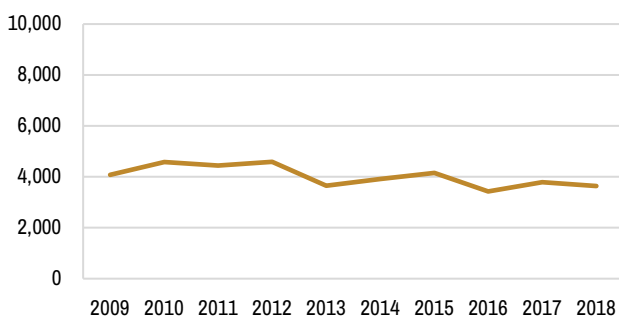


	2009	2010	2011	2012	2013	2014	2015	2016	2017	2018
Domestic Relations	42,187	41,095	37,822	36,663	35,102	33,563	32,822	31,754	31,518	30,606
Protective Orders	36,494	36,534	35,579	36,313	33,755	31,943	32,886	35,189	35,944	34,444
	2009 to 2013					2014 to 2018				
Domestic Relations	16.8% ↓ Decrease in Filings					8.8% ↓ Decrease in Filings				
Protective Orders	7.5% ↓ Decrease in Filings					7.8% ↑ Increase in Filings				
	2009 to 2018									
Domestic Relations	27.5% ↓ Decrease in Filings									
Protective Orders	5.6% ↓ Decrease in Filings									

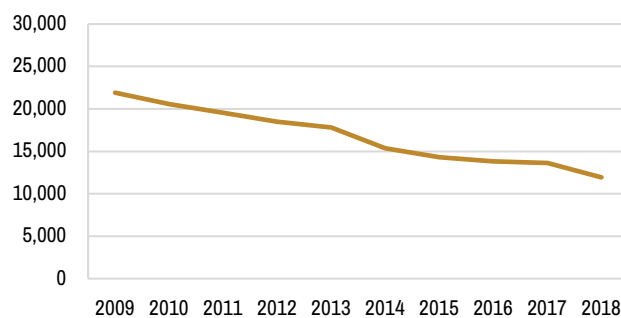
Total Juvenile Cases Filed



Juvenile Status Filings

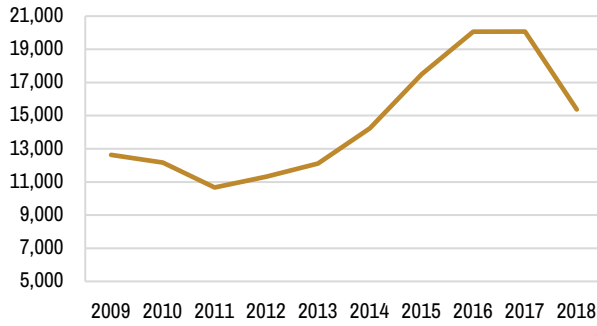


Juvenile Delinquency Filings

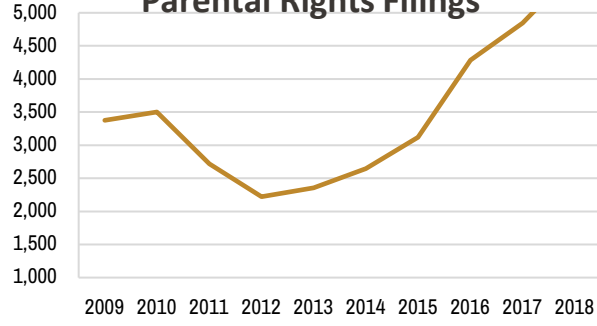


	2009	2010	2011	2012	2013	2014	2015	2016	2017	2018	
Delinquency	21,914	20,585	19,553	18,480	17,818	15,350	14,297	13,804	13,638	11,936	
Status	4,081	4,586	4,442	4,589	3,653	3,915	4,149	3,426	3,787	3,639	
2009 to 2013					2014 to 2018						
Delinquency	18.7% ↓ Decrease in Filings					22.2% ↓ Decrease in Filings					
Status	10.5% ↓ Decrease in Filings					7.0% ↓ Decrease in Filings					
2009 to 2018											
Delinquency	45.5% ↓ Decrease in Filings										
Status	10.8% ↓ Decrease in Filings										

CHINS Filings

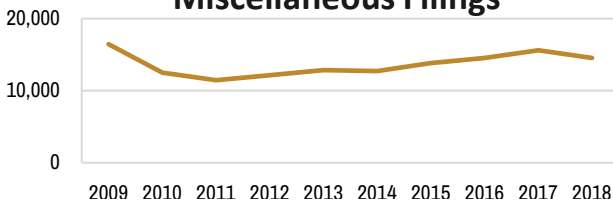


Termination of Parental Rights Filings

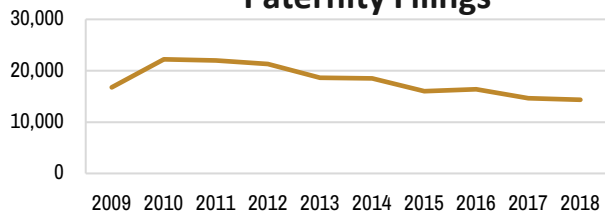


	2009	2010	2011	2012	2013	2014	2015	2016	2017	2018
CHINS	12,625	12,160	10,665	11,325	12,114	14,227	17,491	20,063	20,068	15,375
Term Parental Rights	3,378	3,502	2,718	2,222	2,355	2,648	3,121	4,284	4,844	5,657
	2009 to 2013					2014 to 2018				
CHINS	4.0% ↓ Decrease in Filings					8.1% ↑ Increase in Filings				
Term Parental Rights	30.3% ↓ Decrease in Filings					113.6% ↑ Increase in Filings				
	2009 to 2018									
CHINS	21.8% ↑ Increase in Filings									
Term Parental Rights	67.5% ↑ Increase in Filings									

Juvenile Miscellaneous Filings

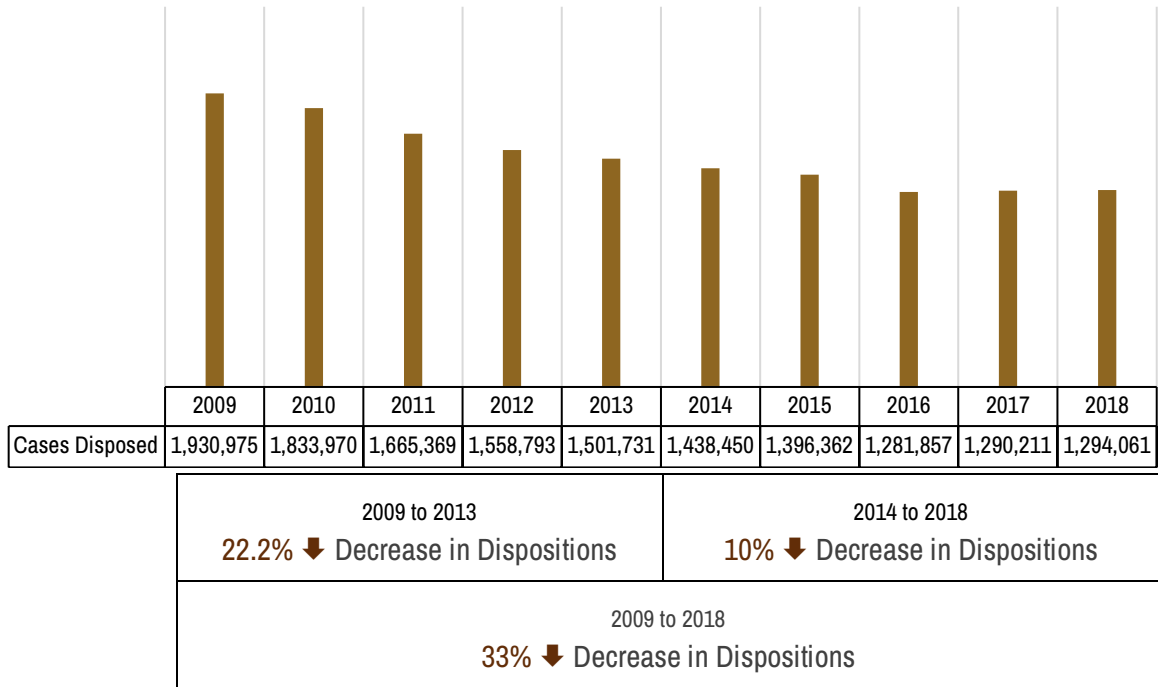


Juvenile Paternity Filings

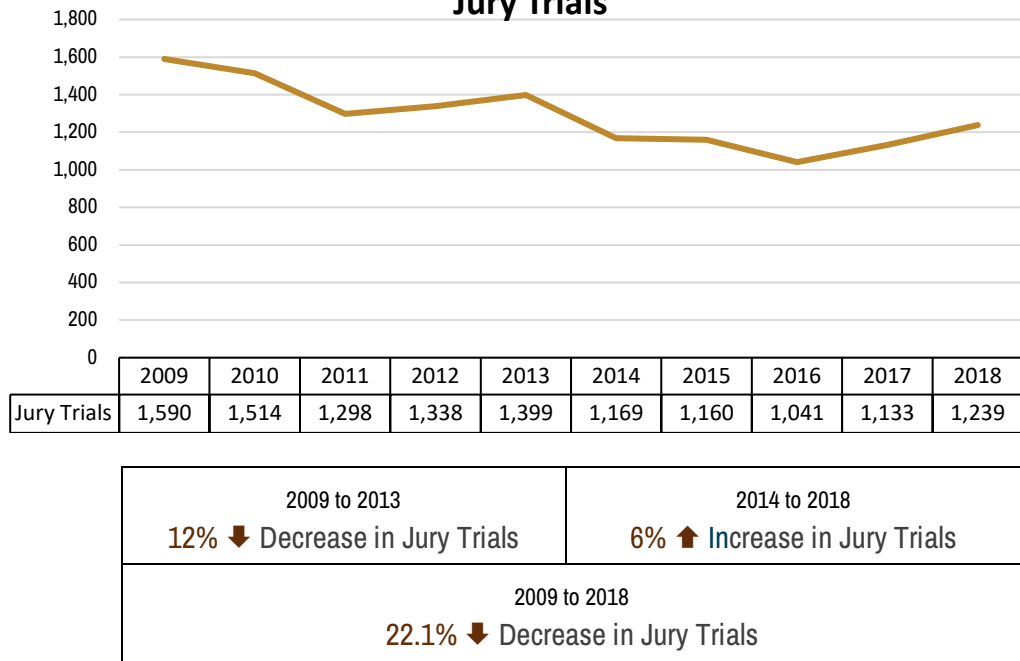


	2009	2010	2011	2012	2013	2014	2015	2016	2017	2018
Miscellaneous	16,458	12,506	11,457	12,147	12,876	12,743	13,821	14,547	15,607	14,551
Paternity	16,732	22,217	21,978	21,313	18,626	18,512	15,982	16,375	14,673	14,343
	2009 to 2013					2014 to 2018				
Miscellaneous	21.8% ↓ Decrease in Filings					14.2% ↑ Increase in Filings				
Paternity	11.3% ↑ Increase in Filings					22.5% ↓ Decrease in Filings				
	2009 to 2018									
Miscellaneous	11.6% ↓ Decrease in Filings									
Paternity	14.3% ↓ Decrease in Filings									

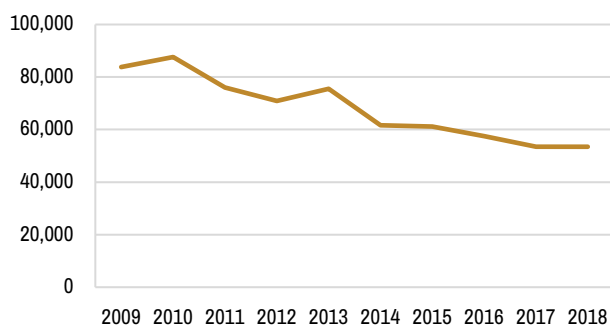
Total Cases Disposed



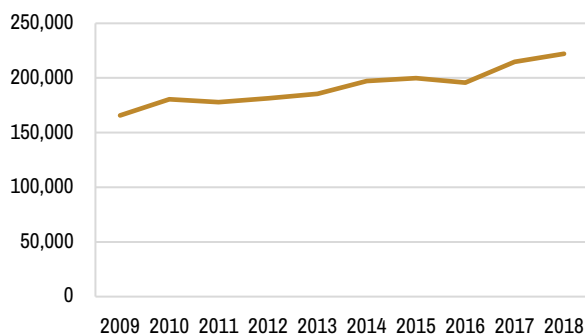
Jury Trials



Bench Trials

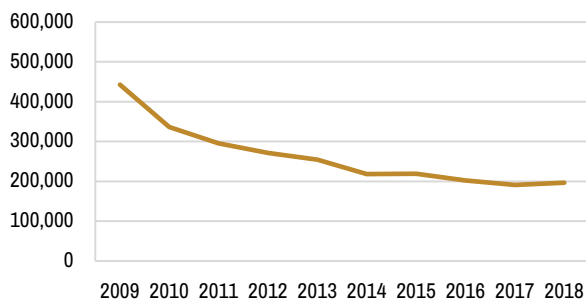


Bench Dispositions

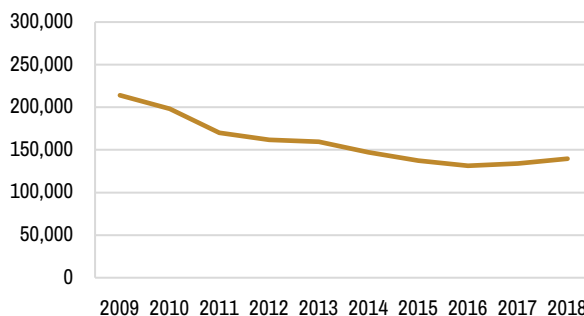


	2009 to 2013	2014 to 2018
Bench Trials	9.9% ↓ Decrease in Bench Trials	13.2% ↓ Decrease in Bench Trials
Bench Dispositions	12% ↑ Increase in Bench Dispositions	12.6% ↑ Increase in Bench Dispositions
	2009 to 2018	
Bench Trials	36.2% ↓ Decrease in Bench Trials	
Bench Dispositions	34% ↑ Increase in Bench Dispositions	

Guilty Plea/Admissions

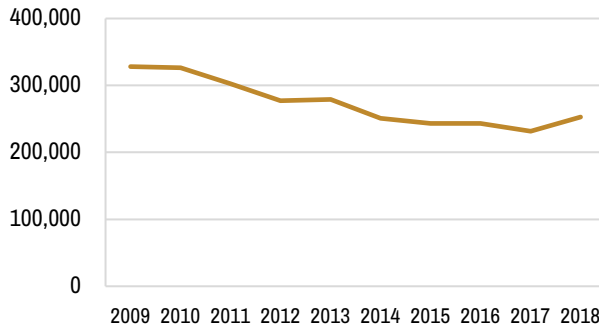


Default Judgments

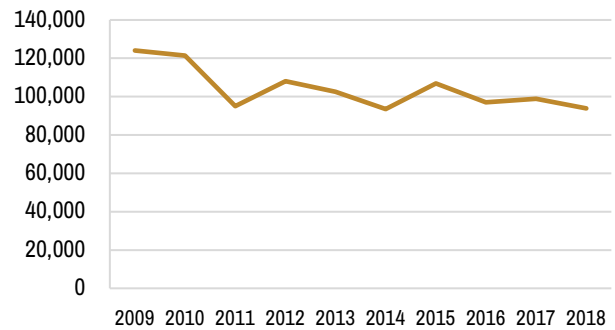


	2009 to 2013	2014 to 2018
Guilty Plea/Admissions	42.5% ↓ Decrease in Guilty Plea/Admissions	10% ↓ Decrease in Guilty Plea/Admissions
Default Judgments	34.2% ↓ Decrease in Default Judgments	5.1% ↓ Decrease in Default Judgments
	2009 to 2018	
Guilty Plea/Admissions	55.6% ↓ Decrease in Guilty Plea/Admissions	
Default Judgments	34.7% ↓ Decrease in Default Judgments	

Dismissals

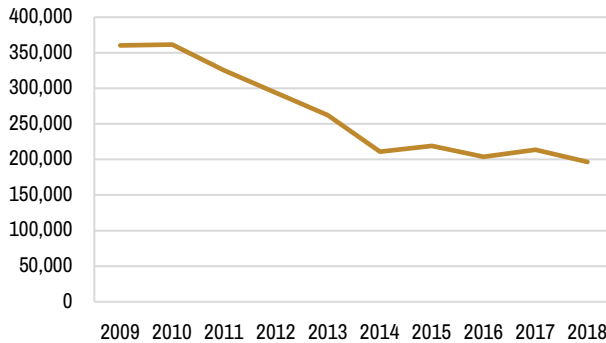


Deferred/Diverted

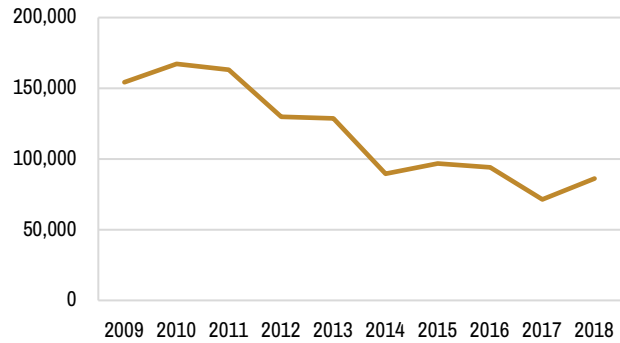


	2009 to 2013	2014 to 2018
Dismissals	15% ↓ Decrease in Dismissals	0.8% ↑ Increase in Dismissals
Deferred/Diverted	17.3% ↓ Decrease in Deferred/Diverted	0.4% ↑ Increase in Deferred/Diverted
	2009 to 2018	
Dismissals	23% ↓ Decrease in Dismissals	
Deferred/Diverted	24.4% ↓ Decrease in Deferred/Diverted	

Violations Bureau



Failure to Appear/Pay



	2009 to 2013	2014 to 2018
Violations Bureau	27.3% ↓ Decrease in Violations Bureau	6.8% ↓ Decrease in Violations Bureau
Failure to Appear/Pay	16.5% ↓ Decrease in Failure to Appear/Pay	3.5% ↓ Decrease in Failure to Appear/Pay
	2009 to 2018	
Violations Bureau	45.5% ↓ Decrease in Violations Bureau	
Failure to Appear/Pay	44.2% ↓ Decrease in Failure to Appear/Pay	

ADDITIONAL JUDICIAL BRANCH REPORTS

Additional Judicial Branch Reports and Statistics can be found by following the links below.

Indiana Supreme Court Annual Reports:

courts.in.gov/reports/supreme

Indiana Court of Appeals Reports:

courts.in.gov/reports/appeals

Indiana Tax Court Reports:

courts.in.gov/reports/tax

ON THE COVER. The former Monroe County Courthouse was built in 1907 and 1908.
BELOW. In 1985, The Monroe County Justice Building was built to house the courts, and other criminal justice agencies. Photographs by David Steward, Indiana Office of Judicial Administration.



INDIANA SUPREME COURT



OFFICE OF JUDICIAL ADMINISTRATION
251 North Illinois Street, Suite 1600
Indianapolis, Indiana 46204
317-232-2542

COURTS.IN.GOV