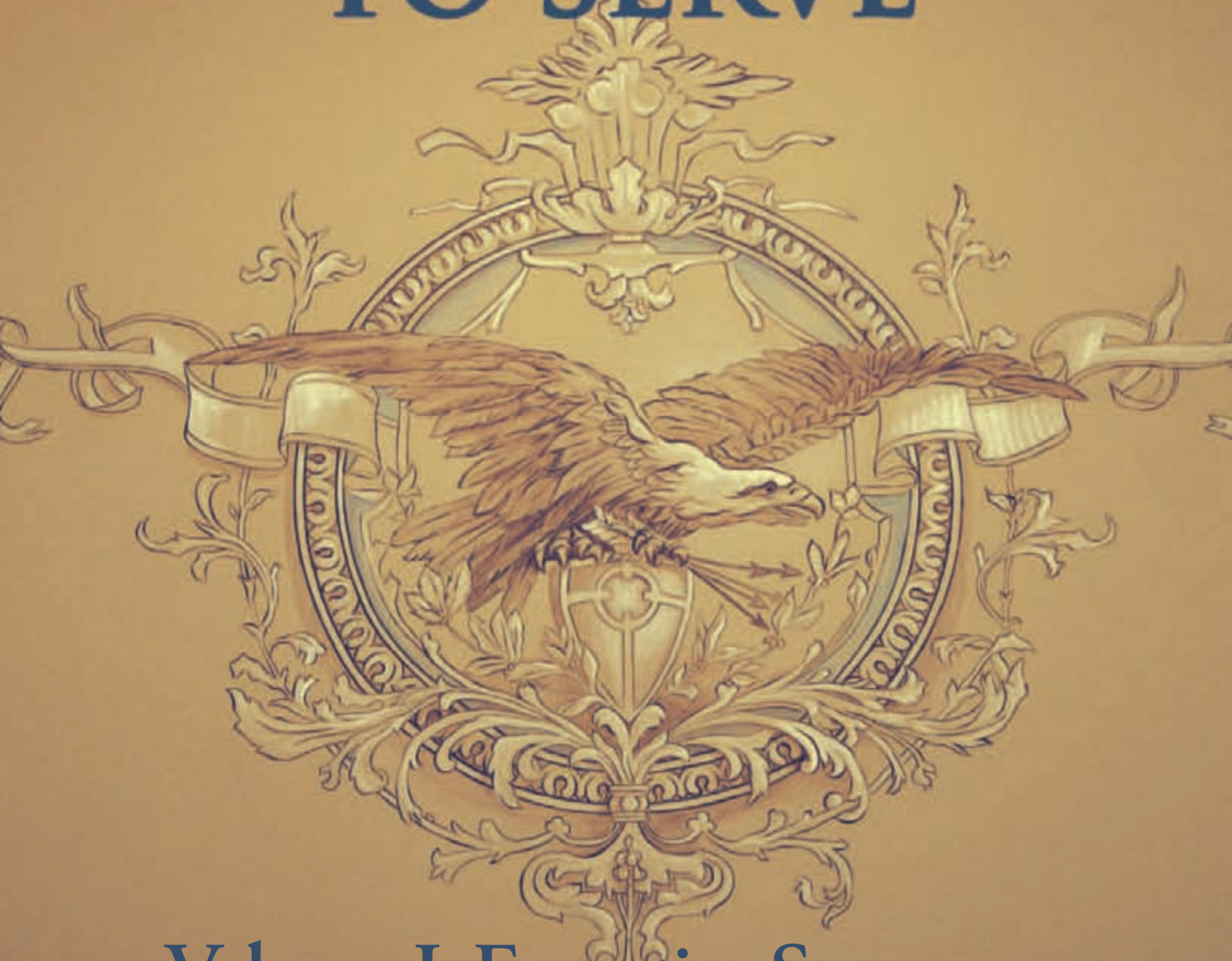


2006 Indiana Judicial Service Report

HONORED TO SERVE



Volume I: Executive Summary

2006 Indiana Judicial Service Report

2006

INDIANA JUDICIAL SERVICE REPORT Volume I



The Supreme Court of Indiana

The Honorable Randall T. Shepard, Chief Justice
The Honorable Brent E. Dickson, Assoc. Justice
The Honorable Frank Sullivan, Jr., Assoc. Justice
The Honorable Theodore R. Boehm, Assoc. Justice
The Honorable Robert D. Rucker, Assoc. Justice

Lilia G. Judson, Executive Director
David Remondini, Chief Deputy Executive Director
Division of State Court Administration
115 West Washington Street, Suite 1080
Indianapolis, IN 46204

Phone: (317) 232-2542
Fax: (317) 233-6586

www.in.gov/judiciary

2006 Indiana Judicial Service Report



Dear Fellow Hoosiers,

On behalf of Indiana's judiciary, we are pleased to present the *2006 Judicial Service Report*. This report reflects a comprehensive inventory of the work and finances of every Indiana court during 2006. Included in this report is an outline of our court structure, extensive data on our appellate level courts, individual trial courts and statewide totals on caseloads, judicial system finances, and statistical reports on related court programs.

Indiana's trial court system is a patchwork quilt of many different local court structures with a variety of customs, resources and homes. While one court might call a slick and modern building its home, another may be tucked away in a 19th century courthouse. And while some courts use rudimentary technology, others have been able to integrate modern technologies into day-to-day court operations. But the common mission of each of the 575 judicial officers and more than 5,000 trial court employees is delivering justice to the litigants in the 1.8 million cases filed each year in our courts.

This comprehensive compilation would not be possible without the hard work and cooperation of all the judges and court staff who diligently gather and prepare the necessary reports. Next year this work will be streamlined. For the first time since we began these publications in 1976, trial courts will be able to complete all reports online, greatly improving accuracy and timeliness. And in not too distant a future, the Indiana Supreme Court will deploy a state-of-the-art Twenty-First Century case management system to produce the data in an automated fashion.

In the pages that follow, you will find a written account of the work of Indiana's courts in 2006. The account contains articles, tables, charts and graphs, but it is really the story of how Indiana's 6.3 million citizens turned to the court system for justice.

Randall T. Shepard

Lilia G. Judson

2006 Indiana Judicial Service Report

2006 Indiana Judicial Service Report

VOLUME I / TABLE OF CONTENTS

Contents of Volume I of this annual report are available on the Internet at the
Indiana Supreme Court website at www.in.gov/judiciary/admin

Letter from the Chief Justice.....	3
Table of Contents.....	5
Volume I.....	5
Volume II.....	9
Volume III.....	10
Introduction to the 2006 Indiana Judicial Service Report.....	11
2007 State of the Judiciary	15
2006 Report of the Division of State Court Administration.....	19
Table of Contents for Subsection.....	19
2006 Report of the Division of State Court Administration.....	21
Helpful Court Related Websites.....	37
Indiana Judicial System	38
Organizational Chart	38
Description of the Indiana Judicial System.....	39
Indiana Supreme Court 2006 Annual Report	43
Summary Information.....	45
Case Inventories and Disposition Summary	45
2006 Caseload Information.....	46
Total Dispositions, Majority Opinions and Published Dispositive Orders, and Total Opinions	46
Non-Dispositive Opinions, Certified Opinions	47
Capital Cases, Petitions for Extensions of Time and Miscellaneous Orders.....	48
Disciplinary, Contempt and Related Matters.....	49
Analysis of Supreme Court Dispositions.....	51
Cases Pending as of June 30, 2006	53
Indiana Court of Appeals 2006 Annual Report.....	55
Summary Information.....	57
2006 Court Summary	57
Summary by Judge.....	58
2006 Caseload Information.....	59
Caseload Statistics	59
Opinions Issued	60
Cases Handed Down.....	61
Oral Arguments Heard.....	62
Cases Pending as of December 31, 2006	63
Successive Petitions for Post-Conviction Relief.....	64
Motions to Dismiss or Affirm	64

2006 Indiana Judicial Service Report

Statistics Regarding Disposition of Chief Judge Matters65

Indiana Tax Court 2006 Annual Report.....67

 Summary Information.....69

 2006 Court Summary69

 2006 Case Information70

 Analysis of Cases Filed in 200670

 County Where the Parties Elected to Hold Hearings.....70

 Status of Pending Cases.....71

Indiana Trial Courts 2006 Annual Report 73

 Summary and Introduction.....75

 Caseload Reports and Case Type Descriptions.....75

 Total Cases Filed and Disposed from 1997 to 200681

 Summary of 2006 New Filings by General Case Type82

 Comparison of Cases from 1997 to 2006.....83

 Cases Filed – All Courts83

 Cases Filed – Circuit, Superior, Probate, and County Courts84

 Cases Filed – City, Town, and Small Claims Courts85

 Cases Disposed – All Courts86

 Cases Disposed – Circuit, Superior, Probate, and County Courts.....87

 Cases Disposed – City, Town, and Small Claims Courts.....88

 2006 Case Information89

 Cases Pending on January 1, 200689

 2006 Total Cases Filed90

 2006 Total Cases Venued In91

 2006 Total Cases Transferred In92

 2006 Total Cases Venued Out93

 2006 Total Cases Transferred Out94

 2006 Total Cases Disposed.....95

 Cases Pending on December 31, 200696

 2006 Method of Case Disposition.....97

 Summary of All Disposition Types97

 Dispositions by Jury Trial98

 Dispositions by Bench Trial.....99

 Dispositions by Bench Disposition.....100

 Dispositions by Dismissal.....101

 Dispositions by Guilty Plea/Admission and Default.....102

 Dispositions by Deferred/Diverted.....103

 Dispositions by Violations Bureau and Closed104

 Dispositions by Failure to Appear/Pay105

 Dispositions by Other Methods106

 Statistical Trends107

 Total Cases Filed107

Volume 1 - Executive Summary

Felony and Misdemeanor Case Filings	108
Infractions and Ordinance Violations.....	109
Murder Filings	110
Financial Case Filings.....	111
Domestic Relations and Protective Orders	112
Domestic Relations and Paternity.....	113
Total Juvenile Case Filings.....	114
Delinquency, Status and Miscellaneous Cases Filed.....	115
CHINS and Termination of Parental Rights.....	116
Termination of Parental Rights and Adoptions.....	117
Cases in which Guardians Ad Litem/Court Appointed Special Advocates were Appointed	118
2006 GAL/CASA Report	119
2006 Volunteer Program Demographics.....	119
2006 Case Types and Number of Children Served	122
Report on Indiana’s Family Court Projects	124
Children and Adults Served by County	125
Case Types Involved in Family Court Proceedings.....	126
Cases Referred to Alternative Dispute Resolution (ADR)	127
Total Number of Cases Accepted from 12/1/05 – 11/30/06 by Category.....	128
Cases Accepted and Children Served in 2006.....	129
Total Children Affected, \$20.00 Fees Generated, and Co-Pays Ordered Under Fund Plan in 2006	130
Case Outcomes in 2006.....	131
Cases in which Court Interpreter Services Were Used.....	132
Cases in which Jurisdiction was Withdrawn from Trial Judge for Failure to Rule within Prescribed Time Period.....	133
Cases in which Pauper Counsel was Appointed.....	134
Cases Held Under Advisement as Defined by Trial Rule 54(A).....	134
2006 Pro Se Litigants	135
Courts in which Dispositions Exceeded New Cases.....	136
Reports on Commissions, Committees, Programs & Funds	
2006 Senior Judge Program.....	140
2006-07 Civil Legal Aid Fund Distributions.....	141
Judicial Nominating Commission and Judicial Qualifications Commission	142
Public Defender Commission and Fund	143
Indiana CLEO Report	145
Weighted Caseload.....	146
Summary	148
Measures by Court and County	149
Measure for Each District.....	161
2006 Temporary, Adjusted Weighted Caseload Report.....	162
2006 Temporarily Adjusted Weighted Caseload Measures	163

2006 Indiana Judicial Service Report

2006 Fiscal Information176

- Fiscal Report of Indiana Trial Courts.....176
- Financial Comparison Table of Indiana Trial Courts183
- Judicial System Disbursements for the State of Indiana184
- Expenditures by All Courts185
- Revenues Generated by All Courts186
- Revenues Generated by Circuit, Superior, County and Probate Courts187
- Revenues Generated by City and Town Courts188
- Revenues Generated by Marion County Small Claims Courts.....189
- Revenue Reference Guide.....190
- Filing Fees/Costs by Case Type Collected by the Clerk.....195
- Number of Trial Court Judicial Officers Paid by the State202
- City and Town Courts by County205
- Roster of all Judicial Officers (Judges, Magistrates, Commissioners, Referees)207
- Division of State Court Administration Staff.....216

VOLUME II

The following information can be found in Volume II of the Annual Report.

Table of Contents	3
Introduction to Volume II	5
Caseload Information.....	5
Caseload Reports and Case Type Descriptions.....	5
Case Types and Abbreviations	12
Roster of All Judicial Officers	13
2006 Caseload Statistics	23
General Caseload Information	
Cases Pending on January 1, 2006	24
New Filings.....	58
Cases Venued In.....	92
Cases Transferred In	126
Cases Disposed.....	160
Cases Pending on December 31, 2006	194
Method of Case Disposition	
Disposed by Jury Trial	228
Disposed by Bench Trial.....	262
Disposed by Bench Disposition.....	296
Dismissed.....	330
Guilty Plea/Admissions and Default.....	364
Disposed by Deferred/Diverted.....	398
Violations Bureau and Closed	432
Disposed by Failure to Appear/Pay.....	466
Disposed by Other	500
Cases Venued and Transferred Out	
Cases Venued Out.....	534
Cases Transferred Out	568
Additional 2006 Caseload Information	
Special Judge Service by Reporting Judge in Other Courts	602
Service by Other Special Judge in Reporting Court	636
<i>Pro Se</i> Litigants.....	670
Cases Referred to ADR	704
Death Penalty, Life without Parole, Under Advisement, Under Advisement by Special Judge, Special Finding of Facts, GAL/CASA and Pauper Counsel.....	738
Court Interpreter Service.....	772
Alternate Judge Service.....	806

VOLUME III

The following information can be found in Volume III of the Annual Report.

Table of Contents	3
Introduction to Volume III	5
Court Expenditures	11
Personal Services – Salaries and Wages.....	12
Other Personal Expenses – Non-Salaried Personnel.....	48
Summation of Expenses	84
Court Revenues.....	121
Revenue for Local Funds.....	122
Revenue for County Funds	134
Revenue for State Funds.....	158
Marion County Small Claims Court Revenues.....	182
Court Personnel (as reported on Budget & Expenditures Form).....	185
Court Reporter Information.....	203
2006 Court Reporter Income (Pie Chart)	203
2006 Court Reporter Salary and Income (Listed by County)	204
2006 Court Reporter Salary and Income (Listed by Name).....	207
2006 Court Reporter Fees	222

Introduction to the 2006 Indiana Judicial Service Report

The Division of State Court Administration (“Division”) publishes the Indiana Judicial Service Report each year pursuant to I. C. § 33-24-6-3. This report compiles statistical data on the workload and related judicial functions of the Indiana judicial system. The report covers calendar year 2006, with the exception of the Supreme Court data and certain fiscal information, which is reported on a fiscal year basis. Information is presented in an Executive Summary (Vol. I), Caseload Information Report (Vol. II), and a Fiscal Report (Vol. III). The Executive Summary also includes data regarding the operation of Indiana’s appellate courts. Excerpted statistical information also can be found at www.in.gov/judiciary/admin/courtmgmt.

The information published in this report was compiled from Quarterly Case Status Reports filed with the Division by each trial court. All trial courts annually file a summary Report on Court Revenue and a Report on Court Expenditures and Budget. While the administrative offices of the appellate courts compile and publish their own caseload reports, statute requires that appellate information is also included in this report. Fiscal data for the state is obtained from the annual report of the Auditor of the State of Indiana.

This report is not an exact accounting of funds or of every judicial decision. It is based on aggregate summary data and presents an overview of the workload and functioning of the Indiana judiciary. It is intended to be used by trial judges in evaluating their performance and monitoring the caseloads in their respective courts; by trial judges and county councils in the budgeting process; by the General Assembly and its committees in legislative deliberations; by the

Division in its oversight of judicial administrative activities; and, by the Indiana Supreme Court in meeting its responsibility to supervise the trial courts. Additionally, the information presented in this report provides a factual basis for long-term judicial planning in the State of Indiana.

TRENDS AND HIGHLIGHTS IN THE 2006 NEW FILINGS

1. 2006 caseload data indicates an increase in new cases filed in Indiana’s courts. The 1,784,359 new cases filed in 2006 represents an increase of 6.04% over the previous year.
2. Corresponding with the ’05 to ’06 increase, the number of new cases filed in all Indiana courts in 2006 is 20.05% greater than the number filed in 1997.
3. The most significant increase in new filings occurred in Juvenile Miscellaneous cases, which increased by 25.28% since 2005.
4. Other notable increases occurred in: Mortgage Foreclosure, 19.78%; Ordinance Violations, 18.56%, Juvenile Termination of Parental Rights, 14.79%, Miscellaneous Criminal, 14.22%, and Paternity, 12.99%.
5. The most significant decrease in new filings occurred in the CHINS case category, which has decreased by 10.18% since 2005. This decline occurred during the same time period when the number of Termination of Parental Rights cases increased by 14.79%.
6. Other notable decreases occurred in: Post Conviction Relief, -9.48%, Trusts, -6.33%, Estates, -4.64%, and Small Claims, -4.49%.

7. The case types with the largest number of cases filed in 2006 were: Infractions, 774,286, Small Claims, 282,943, and Misdemeanors, 197,372.
8. Of the Criminal, Juvenile, Civil, and Probate/Adoption case categories, the Criminal category represents 65.4% of total cases filed in 2006.¹
9. Of the Criminal, Juvenile, Civil, and Probate/Adoption case categories, the Criminal category exhibited the most significant change over 2005 new filings, with a 9.21% increase.
10. Of the 1,784,359 new filings in 2006, 77.53% were filed in Courts of Record.²
11. The following statistics show the relationship between 2006 new filings and 2006 population figures:³
 - a. One Felony case was filed for every 92.86 residents.
 - b. One Misdemeanor case was filed for every 31.98 residents.
 - c. The Infraction case type, which accounts for a large number of cases filed in Indiana courts, averaged one case filing for every 8.15 residents.

Historical comparisons show that in 1990, one felony case was filed for every 135 residents, one misdemeanor was filed for every 37 residents, and one infraction was filed for every 14 residents.

12. The following list shows 2006 new filings statistics for City and Town Courts:
 - a. The 328,957 new cases filed in City and Town Courts represent an increase of 3.08% over the previous year.
 - b. The number of new cases filed in City and Town Courts in 2006 is 19.23% greater than the number filed in 1997.

13. The following list shows 2006 new filings statistics for Marion County Small Claims Courts:
 - a. The 71,854 new cases filed in Marion County Small Claims Courts represent a decrease of 4.71% over the previous year.
 - b. The number of new cases filed in Marion County Small Claims Courts in 2006 is 9.61% less than the number filed in 1997.

TRENDS AND HIGHLIGHTS IN THE 2006 DISPOSITIONS

1. Indiana courts disposed of 1,728,008 cases in 2006, which represents a 4.65% increase over the previous year.
2. Corresponding with the '05 to '06 increase, the number of cases disposed in all Indiana courts in 2006 is 17.60% greater than the number disposed in 1997.
3. The most significant increase in case dispositions occurred in the Miscellaneous Criminal case category, which increased by 34.03% since 2005.
4. Other notable increases occurred in: Juvenile Termination of Parental Rights, 33.81%; Juvenile Miscellaneous, 31.28%; Mortgage Foreclosures, 24.44; Ordinance Violations, 19.75%, and Juvenile Status Offenses, 17.55%.
5. Decreases occurred in: Post-Conviction Relief, -30.56%; Trusts, -26.47%; Plenary, -16.56%; Reciprocal Support, -15.52%, and Civil Miscellaneous, -14.43%.
6. The case types with the largest number of cases disposed in 2006 were: Infractions, 755,269; Small Claims, 280,447, and Misdemeanors, 194,681.
7. Of the Criminal, Juvenile, Civil, and Probate/Adoption case categories, the Criminal category represents 66.15% of total cases disposed in 2006.⁴
8. Of the Criminal, Juvenile, Civil, and Probate/Adoption case categories, the Juvenile category revealed the most significant change with a

¹ The Criminal category consists of the following case types: Murder, Felony, Class A Felony, Class B Felony, Class C Felony, Class D Felony, Misdemeanor, Post-Conviction Relief, Miscellaneous Criminal, Infractions, and Ordinance Violations.

² Circuit, Superior, Probate, and County Courts are considered Courts of Record in the state of Indiana.

³ Indiana's 2006 projected population figure is 6,313,520. This figure was provided by the U.S. Census Bureau and can be found at: www.census.gov/population/www/index.html.

⁴ The Criminal category consists of the following case types: Murder, Felony, Class A Felony, Class B Felony, Class C Felony, Class D Felony, Misdemeanor, Post-Conviction Relief, Miscellaneous Criminal, Infractions, and Ordinance Violations.

10.55% increase from 2005 dispositions.⁵

9. Of the 1,728,008 dispositions in 2006, 76.47% were disposed in Courts of Record.⁶

2006 WEIGHTED CASELOAD

Several years ago Indiana began measuring caseloads in trial courts with a weighted caseload measurement system. This system, which is highlighted further in other parts of this report, revealed a shortage of judicial officers statewide. In 2006, the overall state utilization average for courts is 1.23, suggesting that Indiana courts are operating at 23% above optimal capacity. Despite its many benefits, however, the weighted caseload measurement system addresses only available judicial resources and does not evaluate the vital role that support staff plays in the efficient operation of the court system. Many courts that reflect a need for additional judicial resources may operate efficiently as a result of the efforts of the support staff and the effective use of technology to maintain records and process cases.

2006 FISCAL HIGHLIGHTS

Indiana's trial courts are financed primarily through county general revenue. State revenues fund judicial salaries, appellate level courts, and defray some of the expenses associated with indigent criminal defense and guardian *ad litem* services for abused and neglected children. City and town funds pay for the respective city and town courts, while the townships in Marion County (the most populous Indiana County) fund the Marion County Small Claims Courts.

The fiscal data shows an overall increase in 2006 expenditures and revenues. Total expenditures by the state, county, and local governmental units on the operation of the judicial system increased 13.89% from 2005.

All courts in the state, including city, town, and Marion County Small Claims, generated a total of \$215,231,800 in revenue. Of that amount, \$103,419,061 (48%) went to state level funds, and \$95,319,195 (44%) went to a variety of county level funds. The remaining \$16,493,544 (8%) went to various local funds. An additional \$2,337,811 was generated by Marion County Small Claims Courts and paid to constables for service of process.

The state of Indiana spent \$125,090,606 during fiscal year 2005/2006 on the operation of the judicial system. The counties, which report on a calendar year basis, spent \$207,587,769; the cities, towns, and townships spent \$13,139,411 on their respective courts, for a total annual expenditure of \$345,817,786.

FINAL NOTE

The production of this report would not be possible without the diligent work of hundreds of Indiana judges, court employees, and clerks who ensure access to justice and provide exceptional service to the citizens of Indiana.

⁵ The Juvenile category consists of the following case types: Delinquency, Status, CHINS, Miscellaneous, Termination of Parental Rights and Paternity.

⁶ Circuit, Superior, Probate, and County Courts are considered Courts of Record in the state of Indiana.

STATE OF THE JUDICIARY

“Most Justice Happens in the County Courthouse”

State of the Judiciary Address To a Joint Session of the
Indiana General Assembly by Chief Justice Randall T. Shepard
January 17, 2007

Governor Daniels and Members of the General Assembly:

When I have been privileged to give you this annual report, I have usually spoken less about the Supreme Court or the Court of Appeals or the Tax Court, and focused instead on advances we have made in Indiana’s trial courts, in the county courthouses, or in our city and town courts.

This emphasis flows partly from the fact that the Constitution requires that I report to you on the “condition of the courts” generally and designates my office as Chief Justice of Indiana rather than Chief Justice of the Supreme Court.

There is a more important reason why I spend so much time and energy on the work of Indiana’s trial courts. There were about 1.6 million new cases filed last year (about 70,000 more than the year before). More than 99% of those cases started and finished before a judge or jury in a trial court. Put another way, like justice in every state, justice in Indiana is either delivered or not delivered in the 170 courthouses and city and town halls where we hold court. Nothing in state government engages more Hoosiers more often than the court system. Maybe forty percent of the adult population comes through our doors in any given twelve months.

This is hardly a new feature of American life. You will recall that a young Frenchman named Alexis de Tocqueville came through America during the early 1830s, and his journals reflect that the widespread and local nature of the system of justice made a strong impression on him.

An Electronic BMV System

I was reminded of this recently as I worked through a pile of invoices for payments to local courts, places like Bluffton, East Chicago, Aurora, and Evansville.

You know that our most ambitious project is the creation of a statewide case management system, to which we are completely committed. But that pile of invoices reflected a genuine success achieved in 2006.

Automobiles are everywhere, and the traffic violation system is a feature of government that finds its way into every metropolis and every hamlet. People who plead guilty or who are found guilty of speeding, or running a stop sign, or drunk driving are penalized and the record of that goes to Indianapolis, from time immemorial, on paper. Somebody in the courthouse typed up a report and mailed it to Indianapolis, where another public employee keypunched it in again.

Since the early 1990s, the Bureau of Motor Vehicles has been striving to arrange for this to be done electronically. But by the beginning of 2005, of the 200 courts where most traffic cases are heard, just 33 had been enlisted to transmit electronically. Today, two years later, 156 courts do that.

This progress has been possible only because of the efforts of the Judicial Technology and Automation Committee (JTAC), chaired by Frank Sullivan, and the staff who work for Lilly Judson, State Court Administrator, and Mary DePrez, and by the excellent cooperation we have received from the Bureau of Motor Vehicles.

Why does that matter? Under the paper system it took seven weeks for data from local courts to show up in the state’s computers. So, the fellow who got arrested for drunk driving and had his license suspended pending trial could leave the courthouse in his car, head toward the tavern, and when stopped for running a red light be turned loose, because the information available to the officer showed the driver had a license in good standing. Those days will soon be gone.

Combating Domestic Violence

And that brings me to something else we are doing in technology -- to help combat domestic violence. Just yesterday, we began the first operation of a new electronic registry for protective orders in two lead counties, Blackford and Tippecanoe. A major hole in the protective shield that these orders represent has been the inability of law enforcement officers to access protective orders. When a battered ex-spouse calls the police because she sees her abuser waiting outside a restaurant in Blackford County, how does the responding officer know whether the court next door in Delaware County actually issued a protective order, or what that order requires?

Now, officers will be able to access protective orders electronically statewide to better protect domestic violence victims, 9000 of whom fled to shelters last year. This, too, has only been possible through close collaboration among our court technology staff, local courts and prosecutors, by JTAC, the Indiana Criminal Justice Institute, and the State Police. We can do more to protect these victims, and we will.

Better Advocacy for Children

Our work protecting children at risk is also changing dramatically as we implement the decision you made during the 2005 session to mandate court appointment of an advocate for every child who comes to court because of abuse or neglect. This mandate was good policy, which is why it passed both houses by unanimous votes. We are implementing it in the most cost-effective way possible: recruiting and training volunteers to be mentors and advocates for the abused or neglected child and only for the child, one child at a time.

This sort of child advocacy and mentoring, like the increase in child protective caseworkers you authorized, can really matter.

Kelly Russell came into the juvenile system when she was eleven. She and her two brothers lived in a house where their parents manufactured meth. Over the seven years Kelly spent under agency and court protection, she stayed in four foster homes, two residential homes, three juvenile facilities, and the Girls' School. One of the few stable and consistent figures in Kelly's life was her court-appointed

volunteer advocate Gloria Parish. Kelly is today a biology graduate of Purdue University, she's married, lives in West Lafayette, volunteers her own time to train new child advocates and tells anybody who'll listen that she wouldn't be where she is today if she didn't have Gloria Parish.

We have to do everything we can to replicate that story. It's why the decision you made in 2005 was the right one, even though you knew it would cost some money. The fiscal note for the 2005 legislation was \$4.5 million, but there was no appropriation for the current budget. Fortunately, the Department of Child Services committed \$500,000 in federal funds as a start toward implementing your decision.

The Budget Committee has now recommended an appropriation that approaches the original estimate, Representatives Avery and Klinker have made child advocacy a hallmark of their public service, and it was Governor Daniels who urged these improvements to our child protective arrangements. Today, I just say, in the words of a famous Brit: "Give us the tools, and we will finish the job."

Courts that Solve Problems

I want to report about work in our trial courts to make us smarter about crime. Trial court judges have devised new ways to separate the worst offenders, who should occupy cells at DOC, from defendants who can safely be handled in specialized, intensive programs close to home. These local initiatives have been spread across the state through the hard work of the judges themselves and through support from our Indiana Judicial Center and from State Court Administration.

You have frequently confirmed these initiatives through legislation and given us the ability to expand the best of them. Ten years ago you asked us to begin certifying local court programs that deal with drug or alcohol offenders and to train their personnel. Does the local court probation officer have the sort of training and support necessary to assess whether an offender can be sent to treatment or must be committed to prison? Five years ago you asked us to begin training and certification for local drug courts. Last year you asked us to begin doing that for "re-entry courts."

The general name for these efforts is “problem-solving courts.” This reflects attention paid not just to whether the court conducts a trial and imposes a sentence, but to whether the particular sentence imposed does the best job possible for the least expense at preventing an offender from re-offending. Some city and county governments and local social agencies, and in a few instances Department of Correction, have been willing to put up money to build on this promising approach. So, we now have some 40 communities where these very intensive programs operate.

We have also been examining the effectiveness of these enterprises, drug courts, in five counties. We have early results for two of them. Offenders assigned to the Vanderburgh County Drug Court at a cost that’s half what traditional imprisonment costs for comparable offenders, re-offend 17% less often than the people sent to prison. Put another way, the results for the St. Joseph County Drug Court show that 85% of offenders sent to prison are re-arrested within three years, as compared to 54% for drug court offenders. More of this sort of progress can be made in other communities, and we have been grateful for your help in making it happen.

Addressing the Language Barrier

Perhaps the most dramatic sight last year was hundreds of court employees, court clerks and judges trooping off to Spanish class so they could communicate with people who speak little or no English. Think about the variety of questions posed to court staff, such as, “What court do I go to?”, “When is my next court date?”, “Where is the Clerk’s office?”, and the ability of court staff to reply to the questions. Language differences can make court processes difficult for everybody.

To help overcome these barriers, the Indiana Supreme Court partnered with Ivy Tech Community College to develop a WorkPlace Spanish® Training Program for Indiana’s courts, featuring 24 hours of classroom instruction and a textbook with companion CD to help people maintain the skill learned in class. These classes are held at one of the 17 Ivy Tech regional campuses.

Since the program started last summer, almost

500 people from local court offices and clerks’ offices have enrolled in this course from 34 different counties, including Perry, Posey, Pulaski, Scott, St. Joseph, Stark, Tippecanoe, and Tipton. Why does this matter? When interviewed by the *Wabash Plain Dealer*, Judge Robert McCallen told about a student participating in a Day Reporting Program who would periodically turn to his parents in the audience. Judge McCallen first thought that the student was not paying attention to the proceedings, but later realized the student was actually translating for his parents.

Initiatives like this language program, and the enthusiasm with which local court personnel have greeted it, reflect a strong determination to serve people of all backgrounds, litigants, witnesses, relatives, and anyone else who enters the courthouse hoping for justice.

Such projects might be launched by a single court or a single county, but it is much more difficult. In the example I just mentioned, Judge Barbara Brugnaux of Terre Haute generated the idea for a language program. A committee she chaired and our Judicial Center put together the plan with Ivy Tech, tested it in the courts of Vigo County, and then the Supreme Court rolled it out, at state expense, an expense lower than it might have been because we only had to invent it once and because we were buying in volume.

A good court system, like a good state government, has room for both local innovation and state participation. And I want to mention two other areas of court work that might be improved through similar approaches: indigent criminal defense and probation/community corrections. In both of these, Indiana still maintains a relative patchwork, financed partly through local property tax, and partly by fees, and partly by the state general fund. We would represent indigents more effectively and cost-efficiently, and we would save money in the DOC budget, if these efforts were instead budgeted by the state. I mention these today because of the upcoming discussion about property tax relief. Neither of these services represents enough money to stand alone as a means of significant property tax relief, but they would be good parts of a larger package, in part because the burden falls more or less equitably across every county.

Matters “Inside the Limestone”

Now yes, I’ve spoken today largely about local courts. All of this is not to say we do not tend to our knitting on matters assigned to the appellate courts or court administrative offices here in Indianapolis. Even international events affect our work -- as we periodically must replace judges or prosecutors called up for military duty, as Judge Terry Snow was when he recently spent a tour in Afghanistan, or, as Judge Matt Hanson will be when he soon goes to Iraq to assist in prisoner evaluation. In another international vein, the need to build new courts in the former Soviet republics has led Indiana’s courts to a relationship with the Ukraine, whose judges have been traveling here to learn more about how to run a court system.

And as for appellate litigation, I should mention that while you have periodically added judges and magistrates to deal with growing caseloads in the trial courts, it has been 17 years since we added judges to the Indiana Court of Appeals, and since then the caseload has grown enormously. The Commission on Courts with Senator Bray in the chair and Representative Dvorak making the motion, has recommended adding three judges to the Court of Appeals. There are some natural barriers to this, including “the natural reluctance some might feel about giving a governor from the other party new judicial appointments.” Those are the words I used on January 17, 1990, when I asked a Republican Senate and an equally divided House to create judgeships that would be filled by Evan Bayh.

In the end, this has little to do with which party controls which house or who holds the Governor’s office. And it’s not about light work for appellate judges. The members of our Court of Appeals are

working at record levels. It has to do with citizens who will increasingly ask all of us why they have to wait longer for a decision in their case. We are now well above the number of appeals per judge that existed in 1990 when I last asked you to add a panel to the Court of Appeals.

And while we’re on changes here in this building, I want to renew the offer I’ve made before to help make the case to our fellow citizens that better compensation arrangements that permit able people to serve or continue to serve in the legislature or the executive branch is in the best interest of our state’s future.

Conclusion

Finally, my profession is often characterized as a center of contention and argument, and there is some truth to that. But it’s also a place where good people do many fine things, frequently for pay, frequently for free. Just two weeks ago *The Madison Courier* reported a classic Indiana sort of event. There was an election contest in the joint circuit of Jefferson and Switzerland Counties between a practicing lawyer, Steve Tesmer, and the incumbent judge, Ted Todd. One thing helped set the tone of that campaign. The two candidates promised each other that whoever lost would swear in whoever won. And so it was, on December 29th, that a considerable crowd gathered to watch Steve Tesmer administer the oath to Ted Todd.

I think many people would be surprised to know how often moments with that sort of comradeship and respect occur in politics, in government, in Indiana. We in the judicial branch do what we can to make sure it will always be so.

2006 Report of the Division of State Court Administration

TABLE OF CONTENTS FOR SUBSECTION

Trial Court Management

1.	Judicial Service Reports	21
2.	Weighted Caseload Measures and Caseload Redistribution Plans	21
3.	Access to Court Records and Requests for Bulk Distribution of Court Records.....	23
4.	Deployment of Trial Court Information on the Internet	23
5.	State Office of Guardian <i>Ad Litem</i> /Court Appointed Special Advocate.....	23
6.	Family Court Project.....	24
7.	Approval of Local Alternative Dispute Resolution Plans for Domestic Relations Cases.....	25
8.	Electronic Filing and Electronic Service Pilot Projects	26
9.	Records Management – Supreme Court Records Management Committee.....	26
10.	Certified Court Interpreter Program.....	27
11.	Protective Order Proceedings	28
12.	Continuity of Operations Planning for the Trial Courts	28
13.	Deskbook for Appointed Judicial Officers	29

Court Services

1.	Accounts Management, Payroll and Claims, Judicial Benefits Coordination.....	29
2.	Special Judges, Attorney Discipline and Employment Law Advice.....	29
3.	Senior Judge Program.....	30
4.	Helping Courts Amend, Renumber, and Post Local Rules.....	30
5.	Temporary Judicial Service	30
6.	Civil Legal Aid Fund.....	31
7.	Court Improvement Program Grant.....	31
8.	Communication Link with Judges and Clerks.....	32

Technology

1.	Trial Court Technology and Automation.....	32
2.	Appellate Court Automation and Technical Services	33

Commissions and Committees – Staff Support

1.	Judicial Nominating Commission/Indiana Commission on Judicial Qualifications	34
2.	Rule Amendments and the Supreme Court Committee on Rules of Practice and Procedure	34
3.	Public Defender Commission.....	34
4.	Indiana Conference for Legal Education Opportunity (CLEO)	35
5.	Commission on Race and Gender Fairness.....	35
6.	Indiana Project on Self-Represented Litigants – Pro Se Committee	36
7.	Supreme Court Records Management Committee	36

2006 REPORT OF THE DIVISION OF STATE COURT ADMINISTRATION

Lilia G. Judson, Executive Director

Indiana was the host of the 2006 annual meeting of the Conference of Chief Justices (CCJ) and Conference of State Court Administrators (COSCA). The meeting took place in Indianapolis from July 30 to August 2, and Division staff played a key role in organizing the social and educational events as well as the execution of a very successful meeting. The two conferences, CCJ and COSCA, are the leading national organizations working on behalf of the state court systems and are comprised of the chief justice and state court administrator, respectively, of every state, the District of Columbia, the Commonwealth of Puerto Rico, Commonwealth of the Northern Mariana Islands, and the territories of American Samoa, Guam and the Virgin Islands.

The meeting's theme was the assessment of judicial administration in light of a famous speech given by Harvard Law School Dean, Roscoe Pound, 100 years ago.

In addition to serving as host, Indiana's Chief Justice Shepard completed his one-year term at the conclusion of the annual meeting as president of the Conference of Chief Justices and Chair of the Board of Directors of the National Center for State Courts. The COSCA host, State Court Administrator Lilia Judson, completed her three-year term on the Board of Directors of COSCA and as chair of that organization's education committee.

A number of Indiana judges and other Hoosiers attended the meetings and participated in the programs. Governor Mitch Daniels spoke and welcomed over 240 judges and other guests at a luncheon. Former Indianapolis Mayor and Marion County Prosecutor, Harvard Professor Steve Goldsmith spoke about the challenges facing modern government; Indiana University School of Law at Bloomington Professor Charles Geyh spoke on "Popular Impatience with Restraint," and Dean James White, Indiana University School of Law at Indianapolis Professor Emeritus, discussed the future of legal education in America. Judge John Surbeck,

Allen Superior Court, offered special insights on re-entry courts.

TRIAL COURT MANAGEMENT

1) JUDICIAL SERVICE REPORTS

One core responsibility of the Division is the collection of statistical information concerning the operation of Indiana's courts and their offices. Pursuant to I.C. 33-24-6-3 and Indiana Supreme Court Administrative Rules 1 and 2, the Division collects and publishes information on the caseload and fiscal activities of all courts and probation departments throughout the state. This data is published annually in The Indiana Judicial Service Report and The Indiana Probation Report. This data provides the empirical basis for policy decisions by both the Indiana Supreme Court and the Indiana General Assembly, and also provides important management information for individual courts.

In 2006, the Division launched Indiana Courts Online Reporting (ICOR) with the cooperation of JTAC. The Division conducted several training sessions in conjunction with the ICOR launch, enabling the courts and clerks' staff to ask questions and deliver input on the system. Starting in 2007, all courts and probation departments will file their quarterly statistical reports (caseload, probation supervisions and Juvenile Law Services information) online. With the statistical information being filed electronically, the users of the data will enjoy greater access to the information as well as a greater ability to analyze the data when reviewing court services. By the end of 2007, the courts, probation departments, public defenders offices and Juvenile Detention Facilities will file all statistical reports online.

2) WEIGHTED CASELOAD MEASURES AND CASELOAD REDISTRIBUTION PLANS

Since the mid-1990s, the Division has employed a weighted caseload (WCL) measurement system to analyze the statistical caseload data collected from the courts and report on judicial resource needs. Each year, the Division publishes a Weighted Caseload

Report that provides a uniform, statewide method for comparing trial court caseloads. The system was first developed in 1993-1994 by a committee of the Indiana Judicial Conference and the Division, with the help of a consultant with nationally recognized expertise in weighted caseload measurement systems. The system was updated in 2002 and is again undergoing an update and revalidation. Indiana's caseload measurement system is based on time studies and actual case file audits and ascribes relative "weights" or "counts" to the different types of cases.

Presently, the Indiana Supreme Court has defined 34 different case types (Administrative Rule 8 identifies 35 case types but CB—Court Business does not receive a weight). Without a weighted system, each of these case types, whether murders or infractions, would receive a weight or count of "one." A WCL system provides a relative comparison between the different case types and allows courts and court policy makers to determine the sort of resources that would be necessary to handle the courts' caseloads.

The current WCL update and revalidation procedure will mirror the original study. The original study involved more than 200 judicial officers who maintained time sheets for specific periods. During the first phase of the study, the committee developed a list of specific case actions that occur before, during and after a case, such as prejudgment hearings, trial preparation, motion practice, plea/admissions hearings, bench trials, settlements, jury trials, opinion drafting, order issuing, sentencing, post judgment hearings (for example, probation revocations, petitions for support and custody modifications) and research. During the second phase, the participating judicial officers then maintained time sheets detailing how much time each of these particular actions required. The third phase involved the audit by the committee and its consultants of thousands of randomly selected case files, some already closed for many years, and other still active. This audit revealed how frequently each of the specific case actions occurred in a particular case type. The consultant then analyzed this data to determine the statewide average of how frequently these actions occurred in particular case types and how long they took. The analysis resulted in the establishment of a relative time, in minutes, for handling each of the 34 case types.

The committee also derived an average number of minutes available to every judicial officer in a calendar year for handling case-related activities. This number represents an average 40-hour workweek, reduced by time for events or obligations such as vacations, illness, administrative responsibilities, continuing legal education, community activities and public outreach.

The WCL system is used to evaluate new filings only. It allows courts to forecast the amount of judicial time that would be necessary to process the cases being filed in a particular court or county.

Because the WCL system is based on statewide averages, it is important to recognize that it encompasses cases that are dismissed before any action is ever taken by a court, cases that are settled, cases that are reopened numerous times, and cases that require weeks to try. In addition, averages do not reflect specific local differences that may affect a particular county or court.

In order to assist policy makers in accurately assessing a county's need for additional judicial officers, the Division also publishes a report on the relative severity of judicial resource need. The WCL system provides a tool for assessing the need for additional judges based on the number of cases being filed in a county. The "relative severity of need" concept provides a relative comparison of the need for new judges in each county.

This concept is best illustrated by an example. If the report indicates that County A and County B each need 2 additional judges, it may seem that their need is identical. Because of the number of judges already working in a county, however, the severity of the need may vary significantly. If County A already has 10 judges and needs 2 judges, it means that each of the 10 judges has to carry 120% of the expected caseload. On the other hand, if County B only has 2 judges and needs 2 more, it means that each of its existing judges is already handling double the expected caseload. Obviously, the "relative severity" of County B's need for new judges is far greater than the need of County A.

The Weighted Caseload Measures report appears in this Volume in the Indiana Trial Courts Annual Report section and also is available at www.in.gov/judiciary/admin/courtmgmt.

3) ACCESS TO COURT RECORDS AND REQUESTS FOR BULK DISTRIBUTION OF COURT RECORDS

Administrative Rule 9, amended in 2006, addresses public access to court records. The rule governs all case and administrative court records maintained and generated by every court and court agency in the state court system. The most novel concept in the rule is the requirement that information not subject to public access be filed on green paper. Various issues have arisen over the year regarding the rule, including whether it applies to Appellate Court Records, and if so, to what extent, as well as to what extent the rule applies to recordings of court proceedings.

One significant provision in the rule charges that the Division review and grant or deny requests for bulk compilations of court information. Administrative Rule 9 defines “bulk distribution” as “the distribution of all, or a significant subset of the information in court records in electronic form, as is, and without modification or compilation.” This duty also requires the development and execution of a user agreement between the Division and the requesting party. In 2006, the Division created a renewal process for the user agreements, where the agreement expires every January 31 subject to approved renewals. During 2006, the Division received 8 new requests for bulk records and executed the requisite user agreements or renewals with 19 of the requesters. A list of the approved bulk records requesters; along with copies of their user agreements may be found at www.in.gov/judiciary/admin/courtmgmt/bulk-data.

Education about and assistance with the application of the provisions of Administrative Rule 9 on public access to court records continues to be a significant Division function. The Division expects to review and enhance the online handbook to address the issues that have arisen as a result of the rule amendments.

4) DEPLOYMENT OF TRIAL COURT INFORMATION ON THE INTERNET

Rapid advancements in technology and the efficiency it affords have prompted some of Indiana’s courts to seek ways to post docket information on the Internet. In an effort to both encourage and ensure that only public court information is deployed, and deployed appropriately, the Court promulgated

Trial Rule 77(K). This rule provides that before any court or clerk deploys any court information on the Internet, it must seek and receive authorization from the Division.

During 2006, Division staff reviewed and approved numerous such requests. The list of approved counties can be viewed at www.in.gov/judiciary/trialcourts/tr77-approval.html. Of the 92 counties in Indiana, 49 of them have been approved to post their docket information. In addition, 5 city courts post their docket information pursuant to Trial Rule 77(K). The Division is currently reviewing numerous additional Trial Rule 77(K) requests.

The Division’s Judicial Technology and Automation Committee (JTAC) staff, which is responsible for the development and maintenance of the Indiana Judicial website, developed individual web pages for each of Indiana’s counties, listing contact information for all clerks and courts. The county websites also contain other useful information such as the local court rules, directions to the county courts and photographs of the often architecturally unique courthouses. The local websites are listed at www.in.gov/judiciary/trialcourts/. The websites are continually updated as the Division receives or approves additional rule as related information.

5) STATE OFFICE OF GUARDIAN AD LITEM/ COURT APPOINTED SPECIAL ADVOCATE

In child abuse and neglect cases, the attorneys and court often can become focused on the implicated adults with little attention paid to the needs of the child-victims. Guardians *ad litem* and Court Appointed Special Advocates serve as representatives of children in child abuse and neglect cases so that their interests are protected and their voices are heard. In 1989, the General Assembly established a program for Guardian *ad litem* and Court Appointed Special Advocate (“GAL/CASA”) services, to be administered by the Division.

Through this program, counties are encouraged to provide appropriate GAL/CASA services by receiving matching state funding administered by the Division and disbursed under a statutory formula. In addition, the Division’s State Office of GAL/CASA (“State Office”) provides training and support services for local GAL/CASA programs.

Sixty-four of Indiana's 92 counties were certified for state GAL/CASA funds in 2006. Sixty-five counties in Indiana funded a volunteer-based GAL/CASA program, staffed by 153 paid personnel. Of the 65 counties with volunteer-based programs, 32 counties had court-based programs, 23 counties had programs that were separate non-profit entities, and 10 counties had programs that were operated under the umbrella of another non-profit entity. The remaining 27 counties appointed either attorney GALs or utilized other, paid GALs. During 2006, GAL/CASA volunteers donated an estimated 343,722 hours. If the contribution of GAL/CASA volunteers is calculated using the rate customarily paid to non-volunteer appointed GALs (\$50 hourly), the volunteers contributed an estimated \$17.2 million to the State of Indiana.

There were at least 2,008 active GAL/CASA volunteers statewide in 2006 including 586 newly trained volunteers, and GAL/CASA volunteers advocated for 17,482 children involving 15,849 cases. Even so, there were at least 5,326 children still waiting for a GAL/CASA volunteer to be appointed to their cases at the end of 2006.

On October 20, 2006, the Supreme Court GAL/CASA office held its annual meeting for GAL/CASA directors and staff, and on October 21, sponsored the Tenth Annual Indiana State GAL/CASA Conference. Over 450 GAL/CASA volunteers, local program directors, service providers, board members, child welfare personnel and local program staff attended the annual CASA conference. In July 2006, the Indiana State Office became the first national CASA-certified statewide office in the nation.

In 2005, the Indiana General Assembly amended the statute regarding GAL/CASA matching funds. The amended statute requires that GAL/CASA programs be certified by the Supreme Court to be eligible for matching funds. In order to be certified, programs must comply with the State Office of GAL/CASA Program Standards and Code of Ethics, provide annual statistics, a budget and a financial statement regarding the use of the funds. The GAL/CASA Director and Program Coordinator from the State Office oversee the certification process and ensure compliance with the program standards.

The Indiana General Assembly also passed

legislation in 2005 requiring the appointment of a GAL/CASA for every child in every Child in Need of Services, or "CHINS," case. The new requirement has created significant challenges for GAL/CASA programs and the judiciary. Additional volunteers and funding are desperately needed in underserved and un-served areas across Indiana.

For more information, see the GAL/CASA statistical reports in the Indiana Trial Courts Annual Report section in this volume.

6) FAMILY COURT PROJECT

The Indiana Supreme Court and the Indiana Legislature partnered in 2000 to create the Indiana Family Court Project to develop model family court projects. The projects target families, who have multiple cases in the court system, and families in domestic relations cases with child-safety issues but no affordable means to address those concerns. The core component of the Family Court Project is judicial coordination of multiple cases involving the same family. This coordination avoids inconsistent orders for families and promotes more informed decision-making. The projects also encourage a "problem-solving" approach in family law matters and promote affordable mediation.

In each family court project, the local judiciary and community work collaboratively to develop programs particularized to local needs. Four Family Court Rules address judicial notice, jurisdiction, and confidentiality issues to promote information sharing on troubled families. The Supreme Court established these rules exclusively for the use of the family court projects.

Every two years the Supreme Court selects new counties to join the Indiana Family Court Project. Currently 23 counties participate in 16 single and regional family court projects. The projects receive assistance from the family court program manager under the direction of the Division of State Court Administration, and two-year seed funding from the Supreme Court to establish programming. Extended funding is available to help counties transition to local government and grant resources.

Family Court project judges and staff members meet annually to outline new programming and share ideas on "what works". The following exciting

innovations were identified in the 2006 annual family court meeting:

1. **Administering the Family Court through the Domestic Relations Counseling Bureau (DRCB).** New legislation allows any county to create a DRCB and to charge fees for the services provided. In St. Joseph County, the DRCB conducts an intake with each family to determine what type of services are needed and then prepares a report to the court recommending services such as mediation, counseling, etc. Services are provided on a sliding fee scale, with most families paying the minimum fee of \$5.00.
2. **Improved information sharing through technology.** Allen County has created a family court screen in the QUEST computer system. Once the case has been entered into QUEST as a Family Court Project case, all related Chronological Case Summaries are merged into one. The judges employ the Family Court Project rules to take judicial notice of orders in the related cases.
3. **Specialized mental health and drug treatment courts.** Both new and established projects are developing innovative programs to address mental health and substance use issues in family court matters. Allen County (Phase IV) and Porter County (Phase I) are screening CHINS and delinquency cases, respectively, for mental health issues and making appropriate referrals for further assessment and treatment. Both counties are working toward development of mental health treatment courts. Tippecanoe County continues to experience great success with its family focused juvenile drug treatment court.

Some additional successful practices that have been identified are:

- Facilitation in CHINS cases at the initial hearing stage to reduce the number of contested fact-finding hearings and encourages earlier parental participation in services.
- Traveling mediators who serve rural, multiple counties at an affordable rate.
- Utilizing law students who have been trained as family law mediators to increase the availability and affordability of mediation in family law cases involving low income and/

or *pro se* litigants.

- Parenting coordination to assist high-conflict families in reaching agreement on parenting time issues that might otherwise require litigation.
- Development of a video to assist *pro se* litigants in understanding and navigating the court process.

It is anticipated that Phase V of the Family Court Project will begin in 2008 with applications for new counties distributed in the summer of 2007 by the Division of State Court Administration. Information about upcoming opportunities will be available on the Supreme Court's web site under family court programming.

For more information, see the Family Courts statistical reports in the Indiana Trial Courts Annual Report section in this volume.

7) APPROVAL OF LOCAL ALTERNATIVE DISPUTE RESOLUTION PLANS FOR DOMESTIC RELATIONS CASES

A 2003 amendment to the Administrative Rules charged the Division with approving local plans for alternative dispute resolution (local ADR plans) created pursuant to statute, I.C. § 33-23-6-1 *et. seq.* The statute was modeled after a pilot program first implemented in Allen County by Judge Thomas Felts. The statute, which also became effective in 2003, allows counties to charge an additional \$20 to all parties filing petitions for legal separation, paternity, or dissolution of marriage, and to deposit this money into a special fund. The fund must be used to foster alternative dispute resolution, mediation, reconciliation, non-binding arbitration, and parental counseling in domestic relations cases. Additionally, the fund must primarily benefit litigants who have the least ability to pay. Parties referred to services covered by the fund may be required to make a co-payment in an amount the court determines, based on the litigant's ability to pay.

To participate in this ADR program, the judges in a county must develop a plan consistent with the statute, submit it to the Judicial Conference of Indiana, and, pursuant to Rule 1.11 of the Rules for Alternative Dispute Resolution, be approved by the Executive Director of the Division. Division staff works with the courts to help them develop their

ADR plans pursuant to guidelines developed by the Domestic Relations Committee of the Judicial Conference.

ADR programs provide an opportunity for parties involved in divorce and paternity litigation to mediate their dispute when their economic circumstances might otherwise preclude this. In addition to mediation, other programs offered through ADR plans include parenting education classes, counseling programs focused on co-parenting and conflict resolution, document preparation for *pro se* litigants, and intensive home case management for high conflict cases involving children. The benefits of these programs are manifold: mediation resolves issues much more quickly and efficiently and saves a tremendous amount of court time especially for *pro se* parties. Mediation also reduces the hostility of litigants and provides them with a model for resolving disputes on their own. Parenting classes and counseling help parents reduce their conflicts and maintain a more positive parenting relationship for the sake of their children.

Thus far, the Division has approved ADR plans for 18 counties (Allen, Boone, Brown, Clark, Henry, Jackson, Lake, Lawrence, Marion, Monroe, Montgomery, Owen, Perry, Porter, Putnam, Shelby, Starke and Tippecanoe) and is helping several more through the process. Many of these programs are fairly new, so available data is limited. Counties such as Allen, that have had an ADR plan in place for some time, however, have reported that a majority of mediated cases are getting resolved. Allen County reports that the number of days from filing to decree has been cut in half, and the wait for trial settings for cases exceeding one-half day decreased by several months. Furthermore, cases that were settled through mediation in the Allen Circuit Court have not returned to court for post-dissolution filings. Also, a total of 2,600 children were affected by the ADR fund plans in 2006. Forty-four percent of the cases accepted under ADR fund plans in 2006 comprised dissolutions involving children.

For more information, see the ADR statistical reports in the Indiana Trial Courts Annual Report section in this volume.

8) ELECTRONIC FILING AND ELECTRONIC SERVICE PILOT PROJECTS

In an effort to encourage advancements in trial court technology, the Supreme Court promulgated Administrative Rule 16, which provides guidance to courts seeking to implement systems for electronic filing. In 2006, the Division developed the necessary factors for an e-filing system, published as an Appendix to Admin. Rule 16. Two counties (Lake and White) have filed proposals for review and approval by the Division for pilot e-filing systems. The Division anticipates that the Lake and White county proposals will be approved, effective in 2008.

Courts interested in implementing pilot e-filing systems must submit proposed plans to the Division, preferably following the format used in the Appendix. Pilot projects of this nature involve various issues, including compatibility with not only existing case management systems but also a planned statewide system; fees; document retention; case types included; security; accessibility by self-represented litigants; software and hardware necessary for implementation, and proof of service.

The Division worked closely with Justice Brent Dickson and JTAC in developing the appendix and reviewing the pilot project proposals. The goal is to approve the proposals, while paying attention to the precedent the projects may establish. The Division also anticipates creating or adapting a model plan for use by future applying courts, based partially on the currently pending proposals. The Division's goal is to promote the pilot projects in light of the defined elements working with the courts to make the pilot projects successful.

9) RECORDS MANAGEMENT – SUPREME COURT RECORDS MANAGEMENT COMMITTEE

The Records Management Section assists trial court clerks and judges with the application of Administrative Rules 6 through 14, 16, and Trial Rule 77. The Administrative Rules set standards for records creation, maintenance, access, and disposal. Trial Rule 77 sets standards for case files, indexes, chronological case summaries (CCS), and records of judgments and orders (RJO).

In 2006, the Section staff made 39 visits to 20 different counties to review microfilming programs for compliance with Administrative Rule 6,

application of court retention schedules, the use of optical imaging for judicial records, and surveying protection order records.

The primary activity consisted of review and approval of imaging proposals and authorizing the physical disposal of trial court records that had been either microfilmed or scanned. Approvals were issued for Allen, Clay, Fountain, Huntington, and Warrick counties and for the City of Carmel. The Allen County approval permitted the scanning of RJO records and destruction of the originals. Staff continued to work with Anderson City, Madison Adult Probation, DeKalb, Fayette, Franklin, Hamilton, Porter, Steuben, Vigo, and Whitley counties on imaging certification proposals. State Court Administration issued 61 individual letters approving destruction of records upon microfilming and 51 letters approving destruction after scanning. Currently, 17 county trial courts have approved imaging systems.

Section staff also responded to the needs and questions of the trial judges and clerks. The staff made presentations at the Association of Clerks of Circuit Courts of Indiana annual and regional meetings. In addition, the Division presented a half-day workshop to circuit court clerks on December 13, regarding the Administrative Rules and Protection Orders. Over 40 counties were represented. In addition, the staff participated in meeting with the Association of Clerks of Circuit Courts of Indiana's records management committee meetings, and fielded numerous telephone, fax, and e-mail inquiries.

Regarding the section staff's other obligations:

- 1) The Supreme Court's Records Management Committee did not meet in 2006.
- 2) The staff did participate in the Division's Continuity of Operations planning sessions.
- 3) Work continued with the Genealogical Society of Utah and the Indiana Commission on Public Records in microfilming trial court records and helped develop a statewide indexing program for Indiana marriage records with the Society, the Commission on Public Records, and the Indiana Genealogical Society.

10) CERTIFIED COURT INTERPRETER PROGRAM

Following the study of language and cultural

barriers in Indiana courts, the Indiana Supreme Court Commission on Race and Gender Fairness made an interim recommendation to the Supreme Court to develop a certified court interpreter program for Indiana. In response, the Supreme Court authorized the Executive Director of the Division of State Court Administration to join with the National Center for State Courts to implement an Indiana court interpreter testing system. Indiana's Court Interpreter Certification Program was officially launched in January 2003.

The Court adopted a five-part process for foreign language interpreter certification. The process starts with a two-day orientation instructing candidates on judicial procedure, protocol and courtroom decorum; the role of an interpreter; ethical issues; skills and modes of interpreting, and terminology. Indiana-specific laws and rules are presented at orientation. Candidates also may practice interpreting skills and receive feedback from instructors.

The second phase is a written exam, comprised of two components. The first component, a multiple choice exam in English, tests candidates on general English language vocabulary, court-related terms and usage, common English idioms, and court interpreter ethics and professional conduct. Candidates must receive at least a score of 80 percent to go on to the next phase. The second component requires candidates to translate several sentences with legal terms from English into Spanish. Currently, this portion of the written exam is utilized only to provide candidates with feedback about their performance.

The third phase of the certification process is a two-day skills building workshop in which candidates practice skills for various interpreting scenarios and are given constructive feedback by instructors. Once a candidate completes the skills building workshop, the candidate is eligible to take the oral foreign language proficiency examination. The oral exam covers the following modes of interpretation: sight translation, consecutive interpreting and simultaneous interpreting. Candidates must score at least 70 percent on all three sections in order to pass. Finally, a candidate must successfully undergo a criminal background check before becoming certified by the Indiana Supreme Court.

To date, Indiana has tested in only the

Spanish language. The first class of candidates began the certification process in October 2003 and completed all phases of the program by March 2004. Because of the rigorous nature of the program, only two (2) candidates out of the original thirty-one (31) students comprising the first class passed all phases of the program in March 2004. Since that time, however, Indiana has successfully conducted six interpreter sessions and increased the pool of certified interpreters to forty-three (43) in the state.

In August 2006, the Supreme Court held a swearing-in ceremony to honor the individuals from the third, fourth, and fifth classes who passed the certification process. Justice Dickson served as master of ceremonies. Former Justice Myra Selby and Rafael Sanchez, past-chair of the State Bar's Latino Affairs Committee, also provided remarks. Session seven of the Indiana Court Interpreter Certification Program will begin on May 3, 2007.

For more information, see the Court Interpreter statistical report in the Indiana Trial Courts Annual Report section in this volume.

11) PROTECTIVE ORDER PROCEEDINGS

The Indiana General Assembly has assigned the Division the duty of designing and updating the forms used in protection order proceedings. To fulfill this assignment, the Division has been working closely with the members of the Protection Order Committee since 2000, when it was established by the Indiana Supreme Court through the Judicial Conference of Indiana, to explore ways to improve the protection order process. The membership of the committee includes trial court judges, magistrates, juvenile court referees, and clerks of the circuit courts. The Indiana Judicial Center and Division provide staffing support for the committee.

The committee has developed a comprehensive set of forms that fall into three main categories: (1) protective orders, (2) no-contact orders, and (3) workplace violence restraining orders. All the forms are located on the Protection Order Forms website that is maintained by the Division.

During 2006, members of the committee directed their labors in three main directions: (1) integrating a set of best practice procedures into the Protection Order Deskbook; (2) designing new forms and

modifying existing forms for the Protection Order Forms website; and (3) working with the Judicial Technology and Automation Committee (JTAC) in designing an automated Protection Order Registry.

Pilot projects for the JTAC Protection Order Registry were developed for Tippecanoe County and Blackford County. The project in Tippecanoe County is under the direction of the Honorable Thomas Busch, who is the current Chair of the Protection Order Committee. In Blackford County, the pilot project is under the direction of the Honorable John Forcum, who is the past Chair of the Protection Order Committee.

12) CONTINUITY OF OPERATIONS PLANNING FOR THE TRIAL COURTS

Sparked by concerns for the continued operation of judicial institutions in the aftermath of natural or other disasters, the Chief Justice charged the Division to work with the Judicial Conference Court Management Committee and help Indiana's trial courts plan for disasters. The committee, with assistance from the Division, began the process of helping Indiana's trial courts prepare for interruptions in their operations caused by natural disasters, human malevolence or infectious outbreaks of disease. Plans to address these situations are commonly known as "COOPs" (Continuity of Operations Plans). Rather than presenting the trial courts with a completed plan, the Court Management Committee designed a template from which the trial courts can develop their own plans.

To date, three counties are in the process of developing disaster preparedness plans based on the template—Franklin, Howard and Allen. Monroe County had already created a disaster plan that has been presented to the Committee for review. In addition, the Committee is working with the Records Management Committee and the Association of Clerks of the Circuit Courts to update their own disaster preparedness manual focusing on records preservation that was developed by the Division in 1993, including a new section for preservation of electronic records. The Records Preservation Plan has three pilot counties—Brown, Hamilton and St. Joseph.

In addition to the template, the Committee has proposed a new Administrative Rule 17 to address

disaster preparedness for all courts. The rule will allow the Supreme Court to declare a local or statewide disaster, provide sample petitions that local courts could use in petitioning for a disaster order and sample orders that courts can use in declaring the disaster. These petitions and orders are mechanisms for allowing the Indiana Supreme Court to suspend time limits related to the Indiana Rules of Court.

13) DESKBOOK FOR APPOINTED JUDICIAL OFFICERS

In 2005, the Chief Justice convened a special task force to develop a standard personnel policy and to update a 1998 Deskbook for appointed judicial officers (magistrates, commissioners and referees). The task force was headed by Senior Judge Richard Payne and included numerous judges (both elected and appointed) supported by staff of the Division and Judicial Center. In late 2006 the Appointed Judicial Officers Taskforce published its Deskbook, which will serve as a resource for magistrates, commissioners, referees, temporary judges, senior judges and judges pro tempore regarding enabling legislation, the scope of authority and benefit information.

COURT SERVICES

1) ACCOUNTS MANAGEMENT, PAYROLL AND CLAIMS, JUDICIAL BENEFITS COORDINATION

The Division maintains and administers 20 accounts, totaling approximately \$117 million. This fiscal responsibility includes the administration of payroll and benefit programs for all state trial court judges, prosecuting attorneys, and other judicial officials paid with state funds. The annual payroll accounting for these purposes total approximately \$75 million, and cover approximately 700 individuals. As part of this “paymaster” function, the Division processes and pays more than 1,300 claims per year for special and senior judge services.

During 2006, the Division conducted numerous education sessions, usually in conjunction with the Annual Indiana Judicial Conference, regarding judicial benefits, retirement, and payroll. The Division also updated and published, pursuant to Administrative Rule 5 (A), a schedule for payment of senior judges. The Division continued its efforts to inform its constituents about the payroll and benefits

process, and to assist individuals in navigating the employee benefits open enrollment program.

2) SPECIAL JUDGES, ATTORNEY DISCIPLINE AND EMPLOYMENT LAW ADVICE

The Supreme Court and the Chief Justice assign the majority of the legal responsibilities of the Division. The Division legal staff serves as counsel to the Supreme Court in matters involving requests for the appointment of special judges, special masters, and senior judges. In 2006, the Division legal staff also assisted the Supreme Court in disposing of approximately 115 disciplinary matters. As part of its disciplinary function, the Division staff conducts preliminary investigations of disciplinary grievances filed against members and staff of the Indiana Supreme Court Disciplinary Commission and attorneys who are serving as hearing officers in disciplinary cases.

Supreme Court rules governing the method of special judge selection call for the establishment of local rules for such selection and certification to the Supreme Court in certain circumstances. The Division monitors local rules establishing plans for special judge selection and processes requests for the appointment of special judges by the Supreme Court. In 2006, the Division received 98 new requests for special judge appointments.

Various federal and state laws, rules and regulations, as well as U.S. Supreme Court decisions affect the administrative responsibilities of trial judges. Since 1996, a Division attorney provides advice and assistance to trial judges on employment law issues relating to the court’s employees. This function also includes training for judges and their staff on a wide variety of issues such as sexual harassment awareness, the Americans with Disabilities Act, the Family and Medical Leave Act, the Fair Labor Standards Act, effectively disciplining and terminating problem employees, effective use of policies, drug testing, and appropriate business conduct for court employees.

Since 2000, a Division legal staff member has served as staff counsel to the Board of Law Examiners, including representing the interests of the Board of Law Examiners in appeal hearings brought by bar applicants who have been denied admission to practice law.

3) SENIOR JUDGE PROGRAM

Since 1989, Indiana has been able to tap into an experienced pool of former judges to help alleviate the pressure of increasing caseloads. Enabling legislation provides that a former judge may apply to the Indiana Judicial Nominating Commission for certification as a senior judge under rules adopted by the Indiana Supreme Court. The legislation further provides that any trial court and the Indiana Court of Appeals may request that the Indiana Supreme Court appoint a senior judge to assist that court. The Division administers the senior judge program.

In 2003, the Indiana Supreme Court developed a comprehensive set of standards for the certification, service, appointment and payment of senior judges. This rule enables the Supreme Court to allocate senior judge time to courts with the heaviest caseloads while still allowing all courts to have sufficient senior judge help (a minimum of 10 days per year) to relieve trial judges during necessary absences from the bench.

The Division's administration of the senior judge program includes processing certification applications and orders of certification, requests for appointments, weighted caseload comparisons and orders of appointment. The Division also administers senior judge benefits and processes claims for payment of per diem expenses.

Small at first, the Indiana senior judge program has grown into an invaluable resource of seasoned judicial officers who serve at minimal cost to the state and no cost to the counties. In 2006, Indiana had 86 certified senior judges who served a total of 3,291 days. These days are equivalent to approximately 18 full-time judicial officers.

For more information, see the Senior Judge statistical reports in the Indiana Trial Courts Annual Report section in this volume.

4) HELPING COURTS AMEND, RENUMBER, AND POST LOCAL RULES

At the request of its Committee on Rules of Practice and Procedure, the Indiana Supreme Court initiated a project designed to ensure that local court rules are readily available to practitioners, litigants, and the public, and to bring uniformity to the local rule numbering and amendment process. Local rules, historically available mainly on the courthouse

bulletin board, are now published on the Internet at the official website of the Indiana Judiciary.

The initiative was spearheaded by a special Local Rules Committee, Chaired by Appellate Court Judge, Margaret Robb. After extensive research and study of existing local rules, the committee recommended and the Supreme Court approved a significant amendment to the way trial courts promulgate local rules. The new amendments to Trial Rule 81 took effect on January 1, 2005. Trial Rule 81 provides that local court rules must be transmitted to Division and local clerks for posting on their respective websites. The amended rule also charged the Division with certain duties regarding the promulgation of local court rules. One duty was to establish and publish a uniform annual schedule for the adoption of, and amendments to, local rules. A second duty was to create a standard format for drafting, amending, and numbering local rules. The Division accomplished this in March 2005, and after receiving comments and suggestions from the trial courts, filed a Second Amended Schedule and Format for Adoption of Local Court Rules in November 2005.

Most counties have submitted their local court rules, which have been posted on the Indiana Judicial website. During 2006, the Division legal staff provided assistance to the trial courts in posting, amending and renumbering their local rules. The staff will continue to assist trial courts as they adopt new, or amend existing, local court rules. Effective January 1, 2007, all courts of record in a county must use one set of local rules and must have renumbered all existing local rules in order for such rules to continue to be effective.

5) TEMPORARY JUDICIAL SERVICE

The Division oversees several programs for temporary judicial services.

Private Judges. The Indiana Legislature has provided by statute that, in certain circumstances, litigants can agree to try certain civil cases before a private judge who is compensated by the litigants (I.C. § 33-38-10-1 *et seq.*). The Division maintains a roster of private judges and administers requests and appointments of private judges.

A person who is not currently a judge of a circuit, superior, criminal, probate, municipal, or county

court, but who has served as a judge for at least four (4) consecutive years may serve as a private judge. A private judge must be admitted to practice law in Indiana and be an Indiana resident. A former judge who wishes to serve as a private judge must register with the Executive Director of the Division. The Executive Director compiles and periodically updates a list of registered private judges that is made available to the public.

Parties to an action that qualifies, who wish to have it heard by a private judge, must submit a written petition to the Executive Director requesting a private judge and naming the judge. The Executive Director verifies that the former judge is qualified as required by the statutory provisions and then forwards the petition to the selected private judge.

The parties then obtain and file the written consent of the private judge in the court where the case is filed. The parties may present the petition and consent either contemporaneously with the filing of the case in the trial court or after the case has been filed. The regular judge of the court in which the case is filed actually appoints the private judge.

The parties pay a private judge. The compensation contract must include terms for compensation of all personnel and the costs of facilities and materials as determined by the Clerk of the Circuit Court. Requests for private judges are rare, with the first one taking place in 2004 and one each in 2005 and 2006. For the most current list of registered private judges look on the judicial website at www.in.gov/judiciary/admin/private-judges/roster.

Judge Pro Tempore. Indiana law allows a judge *pro tempore* (temporary judge) to sit in the place of a regular judge who is unavailable. Indiana Trial Rule 63 makes provisions for local appointments and also for appointments of such judges by the Supreme Court in cases where the sitting judge is either disabled or unavailable to serve as judge. In 2006, the Court amended Trial Rule 63 to clarify the process for judges seeking *pro tempore* appointments due to illness and military duty as two examples. The Division is responsible for administering requests for judges *pro tempore* and preparing the orders appointing them. In 2006, the Supreme Court made nine such appointments. The circumstances surrounding these appointments range from absences due to military

service, temporary medical conditions, and vacancies created by retirement or death that exist until the Governor fills the vacancy.

To be appointed a judge *pro tempore* the individual must be an attorney in good standing with the bar of the Indiana Supreme Court. The judge *pro tempore* has the authority of the judge that is being temporarily replaced, subject to the continuing jurisdiction of the Supreme Court.

6) CIVIL LEGAL AID FUND

Since 1997, the Division has administered the distribution of a \$1 million annual appropriation from the Indiana General Assembly to aid qualified organizations providing legal assistance to indigent persons in civil cases. In 2006, the Division made distributions to 12 organizations providing civil legal aid services to Indiana's poor. These 12 organizations provided services to over 23,000 clients. Distributions are based upon an analysis of each county's civil caseload as it relates to the civil caseload for the entire state, and the number of organizations serving each county.

Data indicates that the vast majority of cases handled by these providers continues to involve domestic relations matters such as divorce, separation, custody, visitation, paternity, termination of parental rights, and spousal abuse.

For more information, see the Civil Legal Aid Fund report in the Indiana Trial Courts Annual Report section in this volume.

7) COURT IMPROVEMENT PROGRAM GRANT

The Indiana Supreme Court continued its Court Improvement Program in 2006 under the leadership of its Court Improvement Executive Committee. In addition, two new court improvement grants were received in 2006. The new grants are intended to focus on training and data collection and analysis.

The federal grant funds maintaining the original program are earmarked for improving the system for abused and neglected children in foster care. The Division serves as the fiscal administrator of the funds, while the Indiana Judicial Center provides substantive program administration.

Although the purpose and overall framework of the project are set by the U.S. Department of Health and Human Services and the American Bar

Association's Center on Children and the Law, the Supreme Court and the members of the Executive Committee have guided the direction of the Indiana program. During the initial phase of this multi-phased project, the Executive Committee identified priorities, including placing CHINS cases on a fast track, developing court technology, education and training, family courts, pre-hearing facilitation, and service coordination and delivery. In the second phase, 18 county-level programs aimed at expediting CHINS cases were implemented. During the third phase, efforts were focused on more comprehensive improvements in the delivery of services to children in the more populous counties of Allen, Lake, Marion, Elkhart and St. Joseph. In the fourth phase, funding was provided to assist in the design of two Family Court Pilot Projects. The projects, located in Putnam and Porter counties, use mediation or facilitation services in family court cases with CHINS involvement.

During the project's fifth phase in 2002, eight counties were given funding to replicate successful programs developed in the large counties during phase three. These include pre-hearing facilitation in CHINS cases, case manager services, and family court projects. These projects continued into early 2003, with several obtaining grant extensions through 2003 and into 2004. The Executive Committee also authorized \$50,000 per year for technology to track cases involving neglected and abused children.

In 2004, the Executive Committee agreed to provide \$60,000 per year for two years to the Indiana Supreme Court Family Court Pilot Project, which had expanded into seventeen counties. CHINS facilitation projects and service referral centers also received continued funding. A new grant was provided to Marion County, the state's largest county, to compensate a part-time judicial officer who heard backlogged termination of parental rights cases.

Beginning January 1, 2006, three grants were awarded: the Family Court Project will receive \$60,000 per year for two years to allow continued expansion throughout the state; the Vanderburgh Superior Court has received \$25,000 to continue its Parents' Drug Court Program; and the Porter County Family Court has received \$20,000 to continue its CHINS facilitation program.

The Indiana Supreme Court anticipates that the innovative programs developed through this grant funding will continue to markedly improve the delivery of services to Indiana's children.

8) COMMUNICATION LINK WITH JUDGES AND CLERKS

The Division staff continues to provide a communication link with the trial courts, clerks and their staffs through a quarterly newsletter, the Indiana Court Times, and routine e-mail communications. The Division maintains an updated e-mail directory for all judges, magistrates and clerks and provides JTAC-funded email service for courts and clerks who cannot fund it. In 2006, the Division began making plans for a judicial "listserv" that will enable all Indiana judicial officers to communicate and share ideas in a convenient and accessible on-line forum. It will go live in 2007.

The Division also communicates with the courts and clerks via the ICOR program in relation to online statistical reporting. The Division disseminates important information via e-mail but provides updates and other information on its own website as well as INCite, the website maintained by JTAC.

TECHNOLOGY

1) TRIAL COURT TECHNOLOGY AND AUTOMATION

Significant progress was made in 2006 on the largest technology project ever undertaken by the Indiana Supreme Court, providing courts and clerks with a statewide Case Management System (CMS). This work is directed by the court's Judicial Technology and Automation Committee (JTAC) chaired by Justice Frank Sullivan, Jr. After a 10-month selection process, Tyler Technologies Inc., a Texas-based firm with significant experience in court and government operations, was chosen to conduct a fit analysis and provide Indiana with a CMS. The system will link Indiana trial courts and clerks with each other and those that need their information including the State Police, Department of Revenue, Department of Correction, Department of Child Services, attorneys, advocates, policy makers and the public.

As part of the vendor selection process, more than

50 staff members, stakeholders and experts reviewed 14 proposals; hosted public demonstration sessions; spoke with users of various products in 16 states and 17 Indiana counties; and conducted on-site visits where finalists' products were already in use. JTAC expects Tyler to deliver a functioning CMS to at least three Indiana counties in 2007.

The CMS is JTAC's largest undertaking, but there were other significant highlights in 2006.

Protection Order Registry – In collaboration with state partners, JTAC received a federal grant to create a statewide electronic registry that will provide critical information to local, state and national enforcement databases within minutes of a judge's order instead of hours or days. Getting protection orders into the hands of people who need them as soon as possible will enhance the safety of those involved in domestic violence disputes. The technical work for the system was well underway in 2006, and pilots will begin in 2007.

Jury Pool Project – This project was awarded a special merit citation from the American Judicature Society in September and the Sigmund Beck Award from the Indiana Civil Liberties Union in November. Previously, only 60 to 80 percent of eligible jurors were included in county jury pool lists. Now the lists JTAC creates include more than 99 percent of eligible jurors and are available to all counties at no cost. Building on that success, JTAC is also creating a new Jury Management System that will help courts and clerks create jury lists, labels, summonses and reimbursement records.

JTAC-BMV Project – This successful venture produced significant results in 2006. The Project was launched to help counties meet federal requirements for faster reporting to the BMV of serious violations by commercial drivers. New rules set a 30-day deadline in 2005, dropping to 10 days in 2008. JTAC assisted courts with existing case management systems and also created a secure, web-based application for record transmission. Thanks to JTAC's efforts, average transmission time went from 53 to 17 days. The number of courts sending records electronically instead of by mail or fax went from about 30 to more than 150.

ICOR Project—This project, Indiana Courts Online Reporting, will allow the courts and probation

departments to begin filing all their statistical reports online in a web-based environment in 2007. The Division will conduct training and launch the quarterly reports and will be launching the annual fiscal reports in late 2007 for use by the courts for year-end reporting. The Division's 2007 Annual Judicial Service Report will draw its statistics entirely from the ICOR system.

Indiana Courts website – JTAC maintains this extremely popular site which had more than 20 million hits in 2006, a 30% increase over 2005. Appellate opinions remain the most accessed portion of the website, and the Child Support Calculator is the second most popular feature. Visitors to www.IN.gov/judiciary will also find online tours of many county courthouses along with practical and historical information about the buildings.

JTAC was created by administrative rule in 1999 with a mission to assess information technology needs and develop a long-range strategy for Indiana courts.

2) APPELLATE COURT AUTOMATION AND TECHNICAL SERVICES

The Technical Services Section of the Division provides daily computer operations support to all appellate level courts and their adjunct agencies, and strives to keep pace with advancing technology for all of the populations its serves. In addition to maintaining the Justices' and Judges' remote access to their court information, the Section also maintains connections between the Supreme Court and other state agencies.

In 2006 the section installed new firewalls and virus detection appliances on the network, along with a spam filter that has reduced spam e-mail by over 90%. In addition, the section also upgraded all web service system software and provided wireless public Internet access in the Supreme Court Law Library.

The section also enhanced the maintenance of the Indiana Roll of Attorneys' registration procedure. Now attorneys may complete their annual registration and pay the annual registration fees entirely on the Internet, using the credit card payment website. In addition, attorneys may update their registration addresses and review their Continuing Legal Education hours.

COMMISSIONS AND COMMITTEES – STAFF SUPPORT

1) JUDICIAL NOMINATING COMMISSION/ INDIANA COMMISSION ON JUDICIAL QUALIFICATIONS

Pursuant to I.C. § 33-24-6-3(4), the Division provides legal and administrative staff support to the Indiana Commission on Judicial Qualifications and the Indiana Judicial Nominating Commission. The Qualifications Commission investigates and prosecutes allegations of ethical misconduct by Indiana judges, judicial officers, and candidates for judicial office. Commission staff is available to advise judges and others about the Code of Judicial Conduct, and the Commission periodically issues formal advisory opinions about judicial ethics. The Nominating Commission selects the Chief Justice of Indiana from among the five Justices, and it solicits and interviews candidates for vacancies on the Indiana Supreme Court, the Indiana Court of Appeals, and the Indiana Tax Court. The Nominating Commission also certifies former judges as senior judges.

A more detailed report about the Commission, its members and activities is published in the Indiana Supreme Court Annual Report, and may be found at www.IN.gov/judiciary/jud-qual.

For more information, see the Judicial Nominating Commission statistical report in the Indiana Trial Courts Annual Report section in this volume.

2) RULE AMENDMENTS AND THE SUPREME COURT COMMITTEE ON RULES OF PRACTICE AND PROCEDURE

The Executive Director of the Division serves as Executive Secretary of the Indiana Supreme Court Committee on Rules of Practice and Procedure and, together with Division legal staff, assists the Committee and the Supreme Court in drafting and promulgating amendments to the Indiana Rules of Court.

The most prominent rule amendments adopted by the Court in 2006 dealt with: 1) amending the Administrative Rules regarding collection of fees for electronic service systems; 2) revising the distribution of lawyer registration fees among court agencies; 3) re-working the *pro hac vice*, now temporary admission

rules, and clarifying the procedures for appointing judges *pro tempore* under Trial Rule 63.

During 2006, among other issues, the Committee also devoted substantial time to studying proposals regarding Trial Rules 53.1 and 53.2, the so called “Lazy Judge” rules, e-discovery rules, changes to the appellate rules concerning interlocutory appeals of class action certification issues, and attorney surrogates.

For more information, see the Withdrawn Jurisdiction Pursuant to Trial Rule 53.1 and 53.2 statistical report in the Indiana Trial Courts Annual Report section in this volume.

3) PUBLIC DEFENDER COMMISSION

The Division is responsible for providing staff support to the Indiana Public Defender Commission. The Commission sets standards for indigent defense services in non-capital cases and recommends standards to the Indiana Supreme Court for application in capital cases. The Commission is comprised of eleven members: three members are appointed by the Governor; three members are appointed by the Chief Justice; one member is appointed by the Indiana Criminal Justice Institute; two are members of the House of Representatives appointed by the Speaker of the House; and two are members of the Senate appointed by the President *Pro tempore* of the Senate.

In capital cases, counties receive reimbursement for 50 percent of eligible expenses. In other criminal cases, counties that qualify by meeting certain standards receive up to 40 percent reimbursement of indigent criminal defense costs. Through this system of reimbursement, the Legislature and the Supreme Court intend to encourage counties to provide qualified indigent defense in criminal cases.

In 2006, appropriations to the Public Defense Fund, which is non-reverting, totaled \$10 million. As of the time of this report, 56 counties have comprehensive plans for delivery of indigent services approved by the Commission. Over 60 percent of the state’s population resides in counties eligible to receive reimbursements in non-capital cases under the program.

The entire Commission meets quarterly and reviews claims submitted by counties for eligibility

and compliance with statewide standards. In fiscal year 2006, the Commission disbursed \$9,071,325 for non-capital cases and \$386,289 for capital cases.

For more information, see the Public Defender Commission statistical report in the Indiana Trial Courts Annual Report section in this volume.

4) INDIANA CONFERENCE FOR LEGAL EDUCATION OPPORTUNITY (CLEO)

The Indiana Conference for Legal Education Opportunity (Indiana CLEO) program began as a vision of the Chief Justice to change the landscape of the Indiana legal and professional community to reflect Indiana's diversity. When the legislation for the Indiana CLEO program was passed in May 1997, Indiana became a leader in acting to diversify its legal and professional communities. The Indiana CLEO enabling legislation provides that the Division administer the program. Indiana CLEO continues to advance the aspiration of Chief Justice Shepard to increase the number of Indiana attorneys who come from minority, low-income and educationally disadvantaged backgrounds.

The six-week Summer Institute is the starting point and cornerstone of the Indiana CLEO program. The Summer Institute is designed to prepare its participants for the rigors of law school by providing concentrated classroom instruction and practical legal applications. The Summer Institute also offers the opportunity to form a network with Indiana legal professionals and law students to assist CLEO Fellows once law school begins in the fall.

Indiana CLEO offers many programs that have helped past Indiana CLEO Fellows succeed in academics, acquire legal training, and pass the Indiana bar exam. Indiana CLEO sponsors academic support programs and workshops for Fellows throughout the academic year; partners with the Indiana State Bar Association's Committee for Racial Diversity in the Legal Profession to provide a summer jobs program, known as Gateway to Diversity, and, collaborates with the Indianapolis Bar Association to offer a supplemental bar exam preparation program known as Preparing Accomplished Students for Success on the Indiana Bar Exam (PASS).

Indiana CLEO Fellow graduates have gone on to work as deputy prosecutors, public defenders,

deputy attorneys general, private practice attorneys, solo practitioners, corporate counsel, executive directors, judicial law clerks, JAG officers, law school admissions directors, and human resource directors. Indiana CLEO will continue to change the landscape of the Indiana legal and professional community by educating and nurturing Indiana CLEO Fellows for years to come.

In May 2006, Robyn Rucker, a 1999 CLEO Fellow, took the position of Indiana CLEO Program Coordinator. Additionally, Chasity Thompson Adewopo, also a 1999 CLEO Fellow, was named Director of Professional Development at the Indiana University School of Law Indianapolis.

In 2006, Indiana CLEO expanded its Gateway to Diversity Summer Employment Program by adding two new employers. Additionally, in 2006 Indiana CLEO created partnerships with the Student African American Brotherhood at IUPUI, Indiana Black Expo, and the Evansville Bar Association to help facilitate community awareness about the program and recruit qualified applicants.

For more information, see the CLEO statistical report in the Indiana Trial Courts Annual Report section in this volume.

5) COMMISSION ON RACE AND GENDER FAIRNESS

Committed to the fundamental principle that every litigant is entitled to equal access and fair treatment in our courts, the Supreme Court created the Commission on Race and Gender Fairness in 1999 to examine issues involving race and gender fairness in Indiana's judicial system. The Court assigned the Division the duty of providing the necessary staff support to the Commission. The 25 seat commission includes representatives of Indiana's judiciary, bar, state and local governments, academia, law enforcement and corrections, and public organizations. Former Indiana Supreme Court Justice Myra Selby is the chair, and Indiana Court of Appeals Judge Ezra Friedlander is the co-chair of the Commission.

The Commission conducted three years of research on the issue of race and gender fairness in the Indiana judicial system and submitted its Executive Report and Recommendations to the Indiana

Supreme Court on January 2, 2003. In this report, the Commission made 30 recommendations in five specific areas: Makeup of the Profession; Language and Cultural Barriers; Criminal and Juvenile Justice; Civil, Domestic and Family Law, and Employment. The Supreme Court approved the majority of the Commission's recommendations, and requested that the Commission prioritize the approved recommendations for implementation. The first recommendation- establishing a foreign language certified court interpreter program- was initiated just a few months later, and the Commission continues in its mission to accomplish the objectives of the Court. Other accomplishments of note include: the 2005 Diversity Summit, which featured Harry Belafonte as the keynote speaker, data collection on the demographic makeup of the legal profession in Indiana, the issuance of the women in law survey (the results of which will be examined in a law review article and published in 2007) and the creation and distribution of a Spanish initial rights hearing video, to name a few. Progress continues on the Court's additional recommendations.

6) INDIANA PROJECT ON SELF-REPRESENTED LITIGANTS – PRO SE COMMITTEE.

Since 2000, the Division has helped the Indiana Supreme Court *Pro Se* Advisory Committee maintain a Self Service Center on the judicial website, and

helped trial courts and their staff respond to the growing number of self-represented litigants. The *Pro Se* Advisory Committee consists of judges, court clerks, community members, librarians, attorneys, and other service providers.

The Self-Service website (found at www.in.gov/judiciary/selfservice) provides pleading forms and instructions for unrepresented parties to use in certain simple proceedings. A Division staff attorney also serves as a contact person to provide referral resources for *pro se* litigants.

For more information, see the *Pro Se* Litigants statistical report in the Indiana Trial Courts Annual Report section in this volume.

7) SUPREME COURT RECORDS MANAGEMENT COMMITTEE

(See information/records management section under trial court management.)

The Supreme Court Records Management Committee is created by a Supreme Court Rule to study and provide advice and guidance on court records issues. The Division records management section staffs the committee. Please see above in this report for more detailed information concerning the work of the committee and Division staff support.

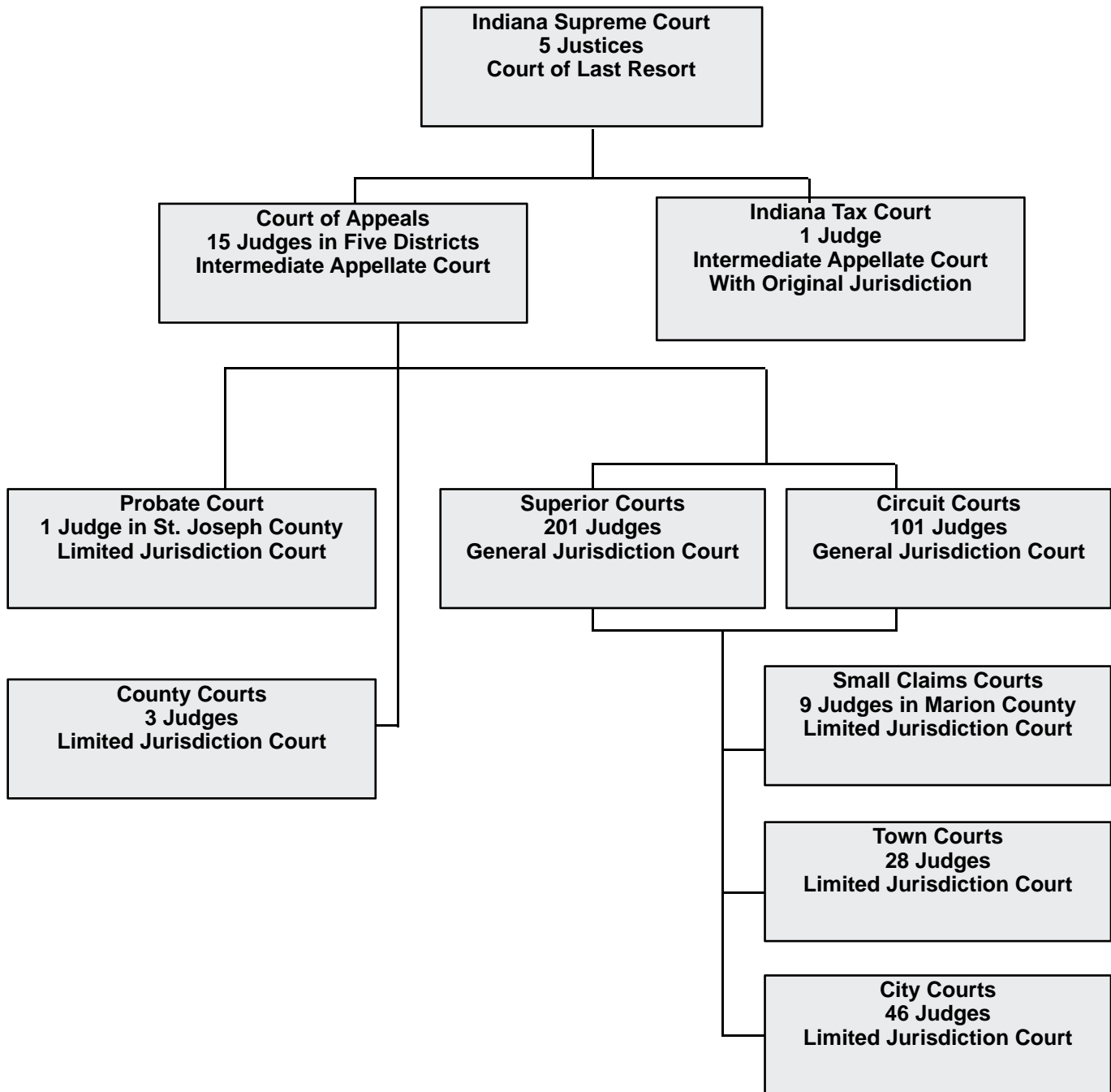
Helpful Court Related Websites

Websites

Courts	Indiana Supreme Court	www.in.gov/judiciary/supreme
	Court of Appeals	www.in.gov/judiciary/appeals
	Tax Court	www.in.gov/judiciary/tax
	Trial Courts	www.in.gov/judiciary/trialcourts/

Additional References	Administrative Forms	www.in.gov/judiciary/admin/forms.html
	Administrative Statistics	www.in.gov/judiciary/admin/courtmgmt/stats
	Board of Law Examiners	www.in.gov/judiciary/ble
	Commission on Race and Gender Fairness	www.in.gov/judiciary/fairness
	Conference for Legal Education Opportunity (CLEO)	www.in.gov/judiciary/cleo
	Continuing Legal Education	www.in.gov/judiciary/cle
	Courts in the Classroom	www.in.gov/judiciary/citc
	Court Interpreter Program	www.in.gov/judiciary/interpreter
	Court Publications and Reports	www.in.gov/judiciary/pubs/
	Disciplinary Commission	www.in.gov/judiciary/discipline
	Division of State Court Administration	www.in.gov/judiciary/admin/
	Drug Court Programs	www.in.gov/judiciary/drugcourts
	Family Court	www.in.gov/judiciary/family-court
	Guardian Ad Litem / Court Appointed Special Advocate (GAL/CASA)	www.in.gov/judiciary/galcasa
	Indiana Judicial Center	www.in.gov/judiciary/center
	Judicial Opinions	www.in.gov/judiciary/opinions
	Judicial Qualifications	www.in.gov/judiciary/jud-qual
	Judicial Technology and Automation Committee (JTAC)	www.in.gov/judiciary/jtac
	Judiciary Forms (Court Forms)	www.in.gov/judiciary/forms
	Pro Bono Commission	www.in.gov/judiciary/probono
	Protective Orders	www.in.gov/judiciary/forms/po.html
	Public Defender	www.in.gov/judiciary/defender/
	Rules of Court	www.in.gov/judiciary/rules
	Self Service Legal Center	www.in.gov/judiciary/selfservice
Senior Judges	www.in.gov/judiciary/admin/senior-judges	
Weighted Caseload Study	www.in.gov/judiciary/admin/courtmgmt/wcm	

INDIANA JUDICIAL SYSTEM



DESCRIPTION OF THE INDIANA JUDICIAL SYSTEM

INTRODUCTION

The Constitution of Indiana sets out three branches of state government: Legislative, Executive, and Judicial. Indiana judicial power is vested in a Supreme Court, a Court of Appeals, Circuit Courts and such other courts as the General Assembly may establish.⁷ The Supreme Court and the Court of Appeals are appellate-level courts, while the Circuit Courts are the county level courts of general jurisdiction. The Tax Court is a legislatively created court with appellate level jurisdiction.

Traditionally, Indiana's trial court system has been organized on a county basis through enabling legislation establishing courts in specific counties. As provided in the Constitution, the state has been divided into circuits, and the legislature has predominantly chosen to base these circuits on county lines. Some of the less populous counties have been joined together into one circuit, although today only two such circuits, each comprised of two counties remain.

As local needs have grown and more trial courts have become necessary, the Legislature has created additional courts of general and limited jurisdiction. Such courts are funded on a county basis with the county bearing all expenses for court operations, except judges' salaries. Superior and county courts are examples of these legislatively created courts.

Superior courts have general jurisdiction similar to the circuit courts, while the county courts are courts of limited jurisdiction involving misdemeanors, D-felonies, small claims, traffic cases, and selected civil matters.

Local courts are relatively autonomous and therefore handle many aspects of court operations, including court personnel employment and funding. However, the Indiana Supreme Court has implemented significant, unified administrative and record keeping procedures in the last 10 years. As a result, Indiana now has a uniform case numbering system for every case filed in the state, a uniform schedule of retention for court records, uniform microfilming standards, a uniform record keeping

process, a uniform process for local rules, and a number of other standardized practices. The Supreme Court has also contracted with Tyler Technologies, Inc. for a statewide case management system that will result in efficient sharing of information between courts, law enforcement, other governmental entities, and the public.

Each judicial circuit has a circuit court. In addition, many counties have superior courts, county courts, or both. Marion County is the only county with distinct small claims courts. St. Joseph County is the only county with a specialized probate court, which also has juvenile jurisdiction.

The Legislature authorized the establishment of city and town courts to handle traffic matters and local ordinance violations. In some instances, city and town court judges are not required to be attorneys.

For a specific list of courts in each county, see the Judicial Officer Roster at the end of this volume. A roster of the names of judges and judicial officers also appears in Volume II.

THE INDIANA SUPREME COURT

The Supreme Court has five justices, one of whom is the Chief Justice (selected by the Indiana Judicial Nominating Commission).⁸

The Supreme Court has original exclusive jurisdiction in (1) admission to the practice of law; (2) discipline and disbarment of those admitted; (3) discipline for unauthorized practice of law; (4) discipline, removal, and retirement of judges; (5) supervision of the exercise of jurisdiction by other courts; (6) issuance of writs necessary in aid of its jurisdiction; (7) appeals from judgments imposing a sentence of death; (8) appeals from the denial of post-conviction relief in which the sentence was death; (9) appealable cases where a state or federal statute has been declared unconstitutional; and, (10) on petition, cases involving substantial questions of law, great public importance, or emergency. The Supreme Court has the power to review all questions of law and to review and revise sentences imposed by lower courts.⁹

The Governor appoints the Justices of the Supreme Court after nomination by the Judicial

⁸ Indiana Constitution, Article 7, § 2; Indiana Code 33-24-1-1

⁹ Indiana Constitution, Article 7, § 4; Indiana Rules of Court, Appellate Rule 4

⁷ Indiana Constitution, Article 7, § 1

Nominating Commission. After an initial two-year term, justices run on a “Yes—No” retention ballot, and, if successful, they then serve ten-year terms.¹⁰

THE COURT OF APPEALS OF INDIANA

The Court of Appeals became a constitutional court under a 1970 revision of the Constitution. Article 7 of the Indiana Constitution provides that the state be divided into geographic districts by the General Assembly, and that each district has three judges.¹¹ The Court of Appeals has five districts, with a total of 15 judges.¹² The judges select one of their number as chief judge, and each district elects a presiding judge.¹³ The Court of Appeals has no original jurisdiction except as authorized by Supreme Court rules to review directly final decisions of certain administrative agencies.¹⁴ It exercises appellate jurisdiction over all appeals not taken to the Supreme Court.

The judges of the Court of Appeals are selected in the same manner and serve the same terms as the Supreme Court justices.

THE INDIANA TAX COURT

The Tax Court came into existence on July 1, 1986. The Tax Court is an appellate level court with one judge who is selected in the same manner, as the Justices of the Supreme Court.¹⁵ The Tax Court exercises exclusive jurisdiction in original tax appeals, which are defined as cases that arise under the tax laws of this state and which are initial appeals of a final determination made by (1) the Department of State Revenue; or (2) the State Board of Tax Commissioners.¹⁶ The principal office of the Tax Court is located in Indianapolis although a taxpayer may select to have all evidentiary hearings conducted in one of seven other specifically designated counties.

The Tax Court must also maintain a small claims docket for processing (1) claims for refunds from the Department of Revenue that do not exceed \$5,000

for any year; and (2) appeals of final determinations of assessed value made by the State Board of Tax Commissioners that do not exceed \$45,000 for any year.¹⁷ Appeals from the Tax Court are taken directly to the Supreme Court.¹⁸

CIRCUIT COURTS

The Indiana Constitution directs the General Assembly divide the state into several circuits.¹⁹ Eighty-eight of a total of 92 counties constitute 88 circuits, while the remaining four counties are in two “joint” circuits of two counties each. Some circuit courts have more than one circuit court judge. As of December 31, 2006, there were 101 circuit court judges.²⁰ The Constitution vested the Circuit Courts with unlimited trial jurisdiction in all cases, except when exclusive or concurrent jurisdiction is conferred upon other courts. They also have appellate jurisdiction over appeals from city and town courts.²¹ Generally, the circuit courts in counties without superior or county courts maintain small claims and minor offenses divisions. Civil actions, in which the amount sought to be recovered is less than \$6,000, and landlord and tenant actions, in which the rent due at the time of the action does not exceed \$6,000, may be filed on the small claims docket. The minor offenses division hears Class D felonies, all misdemeanors, infractions, and ordinance violations.²² Cases in the small claims division are heard in a more informal atmosphere and without a jury.²³ In the remaining counties, the superior or county courts have incorporated the small claims division and minor offenses division. Marion County has separated the small claims division into nine township small claims courts.

The voters of each respective circuit elect the judges of the circuit courts in partisan elections every six years.²⁴ The only exception is Vanderburgh County where the election is non-partisan.²⁵

¹⁰ Indiana Constitution, Article 7, § 11; Indiana Code 33-24-2-1

¹¹ Indiana Constitution, Article 7, § 5

¹² Indiana Code 33-25-1-1

¹³ Indiana Code 33-25-3-1

¹⁴ Indiana Constitution, Article 7, § 6; Indiana Rules of Court, Appellate Rule 5(C)

¹⁵ Indiana Code 33-26-1-1; 33-26-2-3

¹⁶ Indiana Tax Court Rule 2B; Indiana Code 33-26-3-1

¹⁷ Indiana Code 33-26-5-1

¹⁸ Indiana Code 33-26-6-7(d)

¹⁹ Indiana Constitution, Article 7, § 7

²⁰ Ohio and Dearborn Counties share a circuit judge, as do Jefferson and Switzerland Counties. Monroe County has 8 circuit judges. Delaware County has 5 circuit judges. All other counties have one circuit judge.

²¹ Indiana Code 33-28-1-2; 33-35-5-9

²² Indiana Code 33-28-3-8

²³ Indiana Code 33-28-3-7

²⁴ Indiana Constitution, Article 7, § 7; Indiana Code 33-28-2-1

²⁵ Indiana Code 33-33-82-31

SUPERIOR COURTS

The General Assembly enacts statutes to create superior courts as needed. As of December 31, 2006, Indiana had 201 judges serving in Superior Courts. Though their organization and jurisdiction may vary from county to county, they are typically courts of general jurisdiction. They have the same appellate jurisdiction as circuit courts over appeals from city and town courts.²⁶ In some counties, statutory language sets up one unified superior court with two or more judges, while others, through internal rules, operate their courts as unified county systems.

In counties that have superior courts but no county courts, the small claims and minor offenses divisions are generally established in the Superior courts. These divisions have the same small claims and minor offenses dockets as the circuit courts.

With the exception of four counties, the superior court judges are elected in a general election for six-year terms.²⁷ In Lake and St. Joseph Counties, superior court judges are nominated by local nominating commissions and then appointed by the Governor for six-year terms. Thereafter, they run on a “yes — no” retention ballot. The judges of the Vanderburgh Superior Court are elected in non-partisan elections. In Allen County, superior court judges are elected at the general election on a separate ballot without party designation. Vacancies are filled by the governor from a list of three candidates nominated by the Allen County Judicial Nominating Commission.

PROBATE COURT

St. Joseph Probate Court is the only distinct probate court remaining in Indiana. One judge exercises original jurisdiction in all matters pertaining to the probate of wills, appointment of guardians, assignees, executors, administrators and trustees, settlements of incompetents’ estates, and adoptions.²⁸ The court also has exclusive juvenile jurisdiction.²⁹

The Probate Court Judge is elected for a six-year term in a general election.

²⁶ Indiana Code 33-35-5-9

²⁷ Indiana Code 33-29-1-3. Effective 1/1/89, the three Lake County Courts became Superior Courts, County Court Division. However, as the County Court Division, the judges continue to be elected in a political election.

²⁸ Indiana Code 33-31-1-9

²⁹ Indiana Code 33-31-1-9(b); 33-31-1-10

COUNTY COURTS

County courts began operating on January 1, 1976, when the Justice of the Peace courts were abolished. Since their establishment, there has been a steady movement toward restructuring county courts into superior courts with small claims and misdemeanor divisions. The majority of the county courts have been converted to superior courts over time. As of December 31, 2006, there were three county court judges in the state of Indiana.

The county courts have original and concurrent jurisdiction in all civil cases founded in contract or tort where the damages do not exceed \$10,000, possessory actions between landlord and tenant, and all actions for the possession of property where the value of the property sought to be recovered does not exceed \$10,000, Class D felonies, misdemeanor and infraction cases, and violations of local ordinances.³⁰ The county courts also have small claims dockets similar to those of the circuit courts. Civil cases of up to \$6,000 and possessory actions between landlord and tenant, in which the rent due does not exceed \$6,000, are filed on the small claims dockets.³¹ The county courts are specifically precluded from exercising any jurisdiction over cases involving injunctive relief, partition of or liens on real estate, paternity, juvenile, probate, receivership or dissolution of marriage matters. The county courts may conduct preliminary hearings in felony cases.³² Appeals from the county courts, including their small claims dockets, go to the Indiana Court of Appeals in the same manner as appeals from the circuit and superior courts.

The county court judges run for election in the respective county (or counties) and serve six-year terms.³³

LOCAL COURTS

City and town courts may be created by local ordinance. A city or town, which establishes or abolishes its court, must give notice to the Division of State Court Administration.³⁴ As of December 2006, there were forty-six city courts and twenty-eight town courts.

³⁰ Indiana Code 33-30-4-1

³¹ Indiana Code 33-30-5-2

³² Indiana Code 33-30-4-2

³³ Indiana Code 33-30-3-3

³⁴ Indiana Code 33-35-1-1

Jurisdiction of city courts varies depending upon the size of the city. All city courts have jurisdiction over city ordinance violations, misdemeanors, and infractions.³⁵ The city courts also have civil jurisdiction over cases where the amount in controversy does not exceed \$500. They have no jurisdiction in actions for libel, slander, real estate foreclosure, where title to real estate is at issue, matters relating to decedents' estates, actions in equity and actions involving the appointment of guardians.³⁶ The civil jurisdiction of city courts in Lake County extends to cases where the amount in controversy does not exceed \$3,000.³⁷ A city court in a third class city, which is not a county seat, also has civil jurisdiction of cases up to \$3,000. Because city and town courts are not courts of record, appeals are tried *de novo* in the circuit or superior court of the county.³⁸ Town courts have exclusive jurisdiction over all violations of town ordinances and jurisdiction over all misdemeanors and infractions.³⁹ Like city courts, appeals from judgments of a town court are also taken to the circuit or superior court of the county.⁴⁰

The voters of the city or town elect city and town court judges to four-year terms. The judges of Anderson City Court, Avon Town Court, Brownsburg Town Court, Carmel City Court, East Chicago City Court, Gary City Court, Greenwood City Court, Hammond City Court, Martinsville City Court, Muncie City Court, Noblesville City Court, and Plainfield Town Court must be attorneys.⁴¹

SMALL CLAIMS COURT

Only Marion County has a distinct Small Claims Court, with nine divisions, with jurisdiction based on township. The court's jurisdiction is concurrent with the circuit and superior courts in all civil cases founded on contract or tort in which the claim does not exceed \$6,000,⁴² in actions for possession of property where the value of the property sought to be recovered does not exceed \$6,000, and in possessory actions between landlord and tenant in which the past due rent at the time of filing does not exceed \$6,000.⁴³ The small claims courts have no jurisdiction in actions seeking injunctive relief, in actions involving partition of real estate, or in declaring or enforcing any lien thereon (with certain exceptions), in cases in which the appointment of a receiver is requested, or in suits for dissolution or annulment of marriage.⁴⁴ Because the small claims courts are not courts of record,⁴⁵ appeals are tried *de novo* in the Marion Superior Court.⁴⁶

The voters within the township in which the division of the court is located elect the small claims court judges. The judges serve four-year terms.⁴⁷

³⁵ Indiana Code 33-35-2-3

³⁶ Indiana Code 33-35-2-4

³⁷ Indiana Code 33-35-2-5

³⁸ Indiana Code 33-35-5-9(a)

³⁹ Indiana Code 33-35-2-8

⁴⁰ Indiana Code 33-35-5-9(b)

⁴¹ Indiana Code 33-35-5-7

⁴² Indiana Code 33-34-3-2

⁴³ Indiana Code 33-34-3-3

⁴⁴ Indiana Code 33-34-3-5

⁴⁵ Indiana Code 33-34-1-3

⁴⁶ Indiana Code 33-34-3-15

⁴⁷ Indiana Code 33-34-2-1; 33-34-2-3

2006

INDIANA SUPREME COURT ANNUAL REPORT (FOR FISCAL YEAR 2005-2006 (JULY 1, 2005-JUNE 30, 2006))



The Supreme Court of Indiana

The Honorable Randall T. Shepard, Chief Justice
The Honorable Brent E. Dickson, Assoc. Justice
The Honorable Frank Sullivan, Jr., Assoc. Justice
The Honorable Theodore R. Boehm, Assoc. Justice
The Honorable Robert D. Rucker, Assoc. Justice

Kevin Smith, Administrator
Indiana Supreme Court
200 West Washington Street, Suite 315
Indianapolis, IN 46204

Phone: (317) 232-2540
Fax: (317) 233-8372

www.in.gov/judiciary

Supreme Court Summary Information

Case Inventories and Disposition Summary

	Cases Pending as of 7/1/05	Cases Transmitted in Fiscal 2005-2006	Cases Disposed of in Fiscal 2005-2006	Cases Pending as of 6/30/06
Civil Direct Appeals	1	1	2	0
Civil Transfers	99	324	348	75
Tax Court Petitions for Review	3	13	10	6
Criminal Direct Non-Capital	2	4	3	3
Capital Cases	3	10	7	6
Criminal Transfers	51	590	587	54
Original Actions	0	39	38	1
Certified Questions	2	1	2	1
Mandate of Funds	0	0	0	0
Attorney Discipline	71	112	103	80
Board of Law Examiners	0	2	2	0
Judicial Discipline	2	1	2	1
Rehearings	0	17	17	0
Other	1	3	4	0
TOTAL	235	1117	1125	227

2006 Caseload Information

Total Dispositions

Criminal	597	54%
Civil, Tax, and Other	364	32%
Certified Questions	2	<1%
Original Action	38	2%
Attorney Discipline	103	10%
Board of Law Examiners	2	<1%
Judicial Discipline	2	<1%
Rehearings	17	<1%
TOTAL	1125	

Majority Opinions and Published Dispositive Orders

Criminal	55	29%
Civil, Tax, and Other	67	35%
Certified Questions	2	<1%
Original Action	1	<1%
Attorney Discipline	61	32%
Judicial Discipline	2	<1%
Rehearings	4	<1%
TOTAL	192	

Total Opinions

	Direct Appeal Crim.	Direct Appeal Civil	Transfer Crim. Petitions	Transfer Civil and Tax	Original Action	Atty. Discipline	Judicial Discipline	Rehearing Opinions	Certified Questions	Other	TTL
Shepard, C.J.	1	1	12	5	0	0	0	0	1	0	20
Dickson, J.	0	0	4	19	0	0	0	0	0	0	23
Sullivan, J.	1	0	10	11	0	0	0	2	0	2	26
Boehm, J.	2	0	8	19	0	0	0	2	1	1	33
Rucker, J.	0	1	10	5	0	0	0	0	0	0	16
By the Court	5	0	2	2	1	61	2	0	0	2	75
TOTAL	9	2	46	61	1	61	2	4	2	5	193

Non-Dispositive Opinions, Certified Opinions

Cases in Which Oral Arguments Were Held

	Jul	Aug	Sept	Oct	Nov	Dec	Jan	Feb	Mar	Apr	May	June	Total
Criminal (before grant of trans.)	0	0	1	2	1	0	0	0	0	1	0	1	6
Criminal (after grant of trans.)	0	0	4	0	2	0	1	0	0	0	1	2	10
Civil/Tax (before grant of trans./rev.)	0	0	2	0	0	0	0	0	1	0	0	1	4
Civil Tax (after grant of trans./rev.)	0	0	5	3	4	4	1	0	1	2	2	6	28
Criminal Direct Appeals	0	0	0	0	0	0	1	0	0	1	1	2	5
Civil Direct Appeals	0	0	0	0	1	0	0	0	0	0	0	0	1
Certified Questions	0	0	0	1	0	0	0	0	0	0	0	0	1
Total	0	0	12	6	8	4	3	0	2	4	4	12	55

Non-Dispositive Opinions

	Concurring	Dissenting	Concur/ Dissent in part	Recusal Opinion	Total
Shepard, C.J.	5	3	1	0	9
Dickson, J.	6	3	1	0	10
Sullivan, J.	0	5	2	0	7
Boehm, J.	2	4	3	0	9
Rucker, J.	2	8	2	0	12
TOTAL	15	23	9	0	47

Certified Questions

	Pending 7/1/05	Received	Accepted	Rejected	Dismissed	Opinions	Pending 6/30/06
Federal District Court	2	1	1	0	0	2	1
Federal Appellate Court	0	0	0	0	0	0	0
TOTAL	2	1	1	0	0	2	1

Capital Cases, Petitions for Extensions of Time, and Miscellaneous Orders*Capital Cases*

	Direct Appeals	PCR	Interlocutory Appeals	Successive PCR	Rehearing	Total
Shepard, C.J.	1	0	0	0	0	1
Dickson, J.	0	0	0	0	0	0
Sullivan, J.	0	1	0	0	0	1
Boehm, J.	2	0	0	0	0	2
Rucker, J.	0	0	0	0	0	0
By the Court	0	0	0	5	0	5
TOTAL	3	1	0	5	0	9

Petitions for Extension of Time & Miscellaneous Orders

Petitions for Extension of Time Processed	31
Other Miscellaneous Appellate Orders	356
Special Judge Requests	105
TOTAL	492

Disciplinary, Contempt and Related Matters

Disciplinary Cases Pending Before Hearing Officer/Court on July 1, 2005

Before the Court for Hearing Officer Appointment	3
Pending Before Hearing Officer	42
Reinstatement Pending Before Hearing Officer	6
Briefing Stage	5
Briefed and Before the Court	10
No Verif. Complaint Filed/Suspend Upon Notice of Conviction/Show Cause	5
TOTAL CASES PENDING 7/1/05	71

New Disciplinary Matters Received During Fiscal Year 2005-2006

Verified Complaints for Disciplinary Action	42
Petitions to Show Cause	35
Administrative Admonitions Tendered	8
Affidavits of Resignation	2
Petitions for Reinstatement	6
Petitions to Terminate Probation	2
Petitions to Convert Suspension to Indefinite Suspension	3
Notices of Foreign Discipline	3
Notices of Guilty Findings	2
Contempt of Court	4
Miscellaneous	5
TOTAL	112

Disciplinary Cases Disposed in Fiscal Year 2005-2006

By Per Curiam Opinion *	7
By Anonymous Per Curiam Opinions Imposing Private Reprimand	1
By Order Imposing Public Reprimand	8
By Order Imposing Private Reprimand	2
By Order Imposing Suspension	20
By Administrative Admonition	8
By Order - Compliance to Show Cause	23
By Order Accepting Resignation	7
By Order Imposing Reciprocal Discipline	1
By Order of Judgment for the Respondent	1
By Order Terminating Probation	2
By Order Finding Contempt of Court	1
By Order Dismissing or Withdrawing Action	10
By Order Withdrawing Petition for Reinstatement	1
By Order Granting Reinstatement	1
By Rejecting Private Administrative Admonition	1
By Order Converting to Indefinite Suspension	7
Miscellaneous Orders	2
TOTAL CASES DISPOSED DURING FISCAL YEAR 2005-2006	103

*Two disciplinary cases resolved by one Per Curiam

2006 Indiana Judicial Service Report

Disciplinary Cases Pending July 1, 2006

Before Court for Hearing Officer Appointment	5
Pending Before Hearing Officer	33
Reinstatement Pending Before Hearing Officer	9
Briefing Stage	10
Briefed and Before the Court	13
Conditional Agreement Tendered	3
Show Cause Petition Pending Service	7
TOTAL CASES PENDING 7/1/06	80

Analysis of Supreme Court Dispositions

Criminal Cases

Opinions on direct appeals	9
Direct appeal disposed of by order	1
Opinions on petitions to transfer	46
Opinions on rehearing	2
Orders on rehearing	8
Petitions to transfer dismissed, denied, or appeal remanded by unpublished order	541
Other opinions	0
TOTAL	607

Civil Cases

Opinions and dispositive orders on certified questions	2
Opinions on direct appeals	2
Direct Appeals disposed of by order	0
Opinions on rehearing	2
Orders on rehearing	5
Opinions on mandate of funds	0
Opinions on Tax Court petitions for review	1
Dispositive orders on Tax Court petitions for review	9
Opinions on petitions to transfer	60
Petitions to transfer denied, dismissed, or appeal remanded by unpublished order	288
Other opinions	0
Other dispositions, civil	4
TOTAL	373

Original Actions

Opinions issued	1
Disposed of without opinion	37
TOTAL	38

Attorney Disciplinary Matters

Opinions and published orders	61
Other dispositions	42
TOTAL	103

Petitions for Review of State Board of Law Examiners Matters

Petitions for review	2
TOTAL	2

Judicial Discipline Matters

Opinions and published orders	2
Other dispositions	0
TOTAL	2

TOTAL DISPOSITIONS 1125

Cases Pending as of June 30, 2006

	Pending Cases as of 6/30/2006 (does not include Petitions for Rehearing)	Pending Petitions For Rehearing as of 6/30/2006
Shepard, C.J.	6	0
Dickson, J.	6	0
Sullivan, J.	13	0
Boehm, J.	15	0
Rucker, J.	11	0
To the Court	6	0
Unassigned Civil Cases	47	
Unassigned Tax Court Petitions for Review	3	
Unassigned Criminal Transfer Cases	38	
Unassigned Criminal Direct Appeals	0	
Unassigned Civil Direct Appeals	0	
Unassigned Original Actions	1	
Unassigned Certified Questions	0	
Unassigned Other	0	
Pending Bar Examination Reviews	0	
Attorney Discipline	80	
Judicial Discipline	1	
TOTAL	227	0

2006

INDIANA JUDICIAL SERVICE REPORT
Indiana Court of Appeals



First District

The Honorable Edward W. Najam, Jr., Presiding Judge
The Honorable John G. Baker, Judge
The Honorable L. Mark Bailey, Judge

Second District

The Honorable James S. Kirsch, Chief Judge
The Honorable Patrick D. Sullivan, Judge
The Honorable Ezra H. Friedlander, Judge

Third District

The Honorable Terry A. Crone, Presiding Judge
The Honorable Paul D. Mathias, Judge
The Honorable, Michael P. Barnes, Judge

Fourth District

The Honorable Patricia A. Riley, Presiding Judge
The Honorable Carr L. Darden, Judge
The Honorable Melissa S. May, Judge

Fifth District

The Honorable Nancy H. Vaidik, Presiding Judge
The Honorable John T. Sharpnack, Judge
The Honorable Margret G. Robb, Judge

"To serve all people by providing equal justice under law"

Steven Lancaster, Administrator
Indiana Court of Appeals
200 West Washington Street, Room 433
Indianapolis, IN 46204
Phone: (317) 232-4197
Fax: (317) 233-4627

www.in.gov/judiciary/appeals

COURT OF APPEALS SUMMARY INFORMATION

2006 Court Summary

	Criminal	Post-Conviction	Civil	Expedite	Other	TOTAL
Cases Pending 12-31-2005	284	42	142	9	56	533
Cases Fully-Briefed Rec'd	1351	164	671	44	271	2501
Geographic District One	302	38	228	0	52	620
Geographic District Two	723	86	242	44	145	1240
Geographic District Three		40	201	0	74	315
Cases Disposed	1387	175	634	45	282	2523
By Majority Opinion	1380	175	630	44	280	2509
By Order	7	0	4	1	2	14
Net Increase/Decrease	153	-6	-32	14	21	150
Cases Pending 12-31-2006	248	31	179	8	45	511

Cases Affirmed	1145	149	405	39	225	1963
Cases Affirmed Percent	82.6%	85.1%	63.9%	86.7%	79.8%	77.8%
Cases Reversed	222	26	222	4	56	530
Cases Reversed Percent	16.0%	14.9%	35.0%	8.9%	19.9%	21.0%
Cases Remanded	20	0	7	2	1	30
Cases Remanded Percent	1.4%	0.0%	1.1%	4.4%	0.3%	120.0%

Oral Arguments Heard*	18	3	50	2	18	91
------------------------------	----	---	----	---	----	----

* Oral Arguments Heard includes 0 Stay Hearings.

Average Age of Cases Pending

12/31/2005 1.7 Months

12/31/2006 1.9 Months

Motions, Petitions for Time, Miscellaneous Orders Handed Down : 7815

Summary by Judge

	Majority Opinions Issued	All Opinions Issued	Orders Issued	Cases Voted On	Oral Arguments Heard	Cases Pending	Cases Pending
--	---	--------------------------------	--------------------------	---------------------------	-------------------------------------	--------------------------	--------------------------

District One

Najam	155	163	1	451	27	17	13
Bailey	160	170	0	484	22	15	16
Baker	276	295	1	566	30	16	32

District Two

Sullivan	103	156	0	487	12	48	52
Friedlander	150	159	2	486	14	48	14
Kirsch	126	135	1	458	18	25	30

District Three

Mathias	130	140	0	457	14	50	53
Barnes	174	187	0	441	12	24	28
Crone	166	174	0	539	24	32	23

District Four

Darden	147	154	1	484	10	42	39
Riley	167	178	0	490	18	26	25
May	148	162	1	533	23	43	51

District Five

Sharpnack	154	158	3	461	17	31	34
Robb	150	167	0	474	19	34	41
Vaidik	159	183	3	572	11	34	28

Senior Judges

Barteau	29	29	0	29	0	0	0
Garrard	12	12	0	12	0	0	0
Hoffman	49	49	1	49	2	0	0
Ratliff	13	13	0	13	0	0	0
Robertson	41	42	0	41	0	0	0
Sr. Judge Pool	0	0	0	0	0	48	32

TOTAL	2509	2726	14	7527	273	533	511
--------------	-------------	-------------	-----------	-------------	------------	------------	------------

2006 CASELOAD INFORMATION

Caseload Statistics

Cases Pending	Intake				Dispositions			Cases Pending
	Cases Assgn	Transfers		Total Total	Majority Opinion Opinions	Orders	Total	
		In	Out					

District One

Najam	17	159	1	8	169	155	1	156	13
Bailey	15	159	8	6	176	160	0	160	16
Baker	16	156	143	6	309	276	1	277	32

District Two

Sullivan	34	159	13	51	155	103	0	103	52
Friedlander	48	160	7	49	166	150	2	152	14
Kirsch	25	129	4	1	157	126	1	127	30

District Three

Mathias	50	158	1	26	183	130	0	130	53
Barnes	24	159	24	5	202	174	0	174	28
Crone	32	157	6	6	189	166	0	166	23

District Four

Darden	42	157	1	13	187	147	1	148	39
Riley	26	157	16	7	192	167	0	167	25
May	43	158	6	7	200	148	1	149	51

District Five

Sharpnack	31	158	4	2	191	154	3	157	34
Robb	34	159	2	4	191	150	0	150	41
Vaidik	48	154	8	20	190	159	3	162	28

Senior Judges

Barteau	0	0	0	0	0	29	0	29	0
Garrard	0	0	0	0	0	12	0	12	0
Hoffman	0	0	0	0	0	49	1	50	0
Ratliff	0	0	0	0	0	13	0	13	0
Robertson	0	0	0	0	0	41	0	41	0
Sr. Judge Total	48	162	5	38	177	144	1	145	32

TOTAL	533	2501	249	249	3034	2509	14	2523	511
--------------	------------	-------------	------------	------------	-------------	-------------	-----------	-------------	------------

*By Court Policy, the Chief Judge's case load is 80% of that of other judges to accommodate the time needed for administrative tasks

2006 Indiana Judicial Service Report

Opinions Issued

Majority Opinions			Opinions				TOTAL
Issued	Published	Percent Published	Con- cur- ring	Dissent	Re-hearing	Other	

District One

Najam	155	37	23.9%	2	3	3	0	163
Bailey	160	28	17.5%	0	7	3	0	170
Baker	276	72	26.1%	3	14	1	1	295

District Two

Sullivan	103	28	27.2%	29	22	2	0	156
Friedlander	150	27	18.0%	0	6	3	0	159
Kirsch	126	31	24.6%	2	6	1	0	135

District Three

Mathias	130	23	17.7%	3	5	1	1	140
Barnes	174	37	21.3%	3	7	3	0	187
Crone	166	48	28.9%	1	4	3	0	174

District Four

Darden	147	20	13.6%	0	7	0	0	154
Riley	167	52	31.1%	0	9	1	1	178
May	148	37	25.0%	5	6	3	0	162

District Five

Sharpnack	154	36	23.4%	2	0	2	0	158
Robb	150	30	20.0%	6	7	3	1	167
Vaidik	159	44	27.7%	8	11	5	0	183

Senior Judges

Barteau	29	5	17.2%	0	0	0	0	29
Garrard	12	1	8.3%	0	0	0	0	12
Hoffman	49	16	32.7%	0	0	0	0	49
Ratliff	13	3	23.1%	0	0	0	0	13
Robertson	41	2	4.9%	0	0	1	0	42

TOTAL	2509	577	23.0%	64	114	35	4	2726
--------------	-------------	------------	--------------	-----------	------------	-----------	----------	-------------

Cases Handed Down

CRIMINAL		POST-CONVICTION		CIVIL		EXPEDITE		OTHER		TOTAL	
Writing	Panel	Writing	Panel	Writing	Panel	Writing	Panel	Writing	Panel	Writing	Panel

District One

Najam	85	158	10	22	45	69	3	8	12	39	155	296
Bailey	89	174	8	20	46	84	3	7	14	39	160	324
Baker	119	176	27	21	74	64	5	5	51	25	276	291

District Two

Sullivan	69	201	11	33	13	99	0	7	10	44	103	384
Friedlander	86	190	8	29	34	81	3	6	19	30	150	336
Kirsch	64	181	9	22	33	92	2	4	18	33	126	332

District Three

Mathias	76	176	8	26	30	83	2	4	14	38	130	327
Barnes	97	157	7	18	46	56	4	4	20	32	174	267
Crone	94	193	12	25	37	98	3	5	20	52	166	373

District Four

Darden	84	184	11	23	34	88	3	7	15	35	147	337
Riley	88	192	9	11	48	79	3	5	19	36	167	323
May	74	204	12	26	42	108	3	6	17	41	148	385

District Five

Sharpnack	87	165	9	18	41	85	2	7	15	32	154	307
Robb	88	166	10	25	36	92	2	5	14	36	150	324
Vaidik	82	235	14	31	45	90	2	6	16	50	159	412

Senior Judges

Barteau	19	0	1	0	7	0	0	0	2	0	29	0
Garrard	8	0	1	0	2	0	1	0	0	0	12	0
Hoffman	27	0	0	0	18	0	1	0	3	0	49	0
Ratliff	8	0	1	0	3	0	1	0	0	0	13	0
Robertson	32	0	7	0	0	0	0	0	2	0	41	0

TOTAL	1376	2752	175	350	634	1268	43	86	281	562	2509	5018
--------------	-------------	-------------	------------	------------	------------	-------------	-----------	-----------	------------	------------	-------------	-------------

2006 Indiana Judicial Service Report

Oral Arguments Heard

CRIMINAL		POST-CONVICTION		CIVIL		EXPEDITE		OTHER		TOTAL	
Writing	Panel	Writing	Panel	Writing	Panel	Writing	Panel	Writing	Panel	Writing	Panel

District One

Najam	1	5	0	0	2	14	0	0	1	5	4	24
Bailey	3	4	0	0	3	7	0	0	1	3	7	14
Baker	3	5	1	0	5	4	0	2	7	3	16	14

District Two

Sullivan	0	0	0	1	1	5	0	2	0	3	1	11
Friedlander	0	2	0	1	4	4	0	0	1	2	5	9
Kirsch	1	1	0	1	5	7	0	0	2	1	8	10

District Three

Mathias	1	1	0	0	3	5	0	0	0	4	4	10
Barnes	0	2	0	0	2	7	0	0	0	1	2	10
Crone	2	6	0	1	1	9	0	0	1	4	4	20

District Four

Darden	1	0	0	0	2	6	0	0	0	1	3	7
Riley	0	2	1	0	5	8	0	0	1	1	7	11
May	1	4	1	1	5	6	2	0	0	3	9	14

District Five

Sharpnack	1	2	0	0	3	8	0	0	1	2	5	12
Robb	3	1	0	1	6	6	0	0	2	0	11	8
Vaidik	1	1	0	0	2	4	0	0	0	3	3	8

Senior Judges

Barteau	0	0	0	0	0	0	0	0	0	0	0	0
Garrard	0	0	0	0	0	0	0	0	0	0	0	0
Hoffman	0	0	0	0	1	0	0	0	1	0	2	0
Ratliff	0	0	0	0	0	0	0	0	0	0	0	0
Robertson	0	0	0	0	0	0	0	0	0	0	0	0

TOTAL	18	36	3	6	50	100	2	4	18	36	91	182
--------------	-----------	-----------	----------	----------	-----------	------------	----------	----------	-----------	-----------	-----------	------------

Cases Pending as of December 31, 2006

	Criminal	Post-Conviction	Civil	Expedite	Other	Total
--	-----------------	------------------------	--------------	-----------------	--------------	--------------

District One

Najam	6	0	5	0	2	13
Bailey	7	1	6	0	2	16
Baker	16	2	10	1	3	32

District Two

Sullivan	31	3	12	0	6	52
Friedlander	9	1	4	0	0	14
Kirsch	16	1	10	1	2	30

District Three

Mathias	29	3	17	0	4	53
Barnes	14	3	9	0	2	28
Crone	9	0	14	0	0	23

District Four

Darden	17	4	14	1	3	39
Riley	13	1	6	0	5	25
May	21	4	22	1	3	51

District Five

Sharpnack	18	0	12	1	3	34
Robb	18	2	14	1	6	41
Vaidik	9	3	11	1	4	28

Senior Judges

Sr. Judge Total	15	3	13	1	0	32
------------------------	----	---	----	---	---	----

TOTAL	248	31	179	8	45	511
--------------	------------	-----------	------------	----------	-----------	------------

Successive Petitions for Post-Conviction Relief***Case Movement***

Pending 12-31-05	17
Petitions Filed	162
TOTAL	179

Compliance

Petitions Not in Compliance with Form of Rule	0
Petitions in Compliance with Form of Rule	149
TOTAL	149

Authorization

Petitions Not in Compliance with Form of Rule	0
Petitions Authorized To Be Filed in Trial Court for Hearing	17
Petitions Not Authorized To Be Filed in Trial Court for Hearing (“No Merit”)	132
Petitions Pending	30
TOTAL	179

Motions to Dismiss or Affirm***Case Movement***

Pending 12-31-05	20
Petitions Filed	352
TOTAL	372

Dispositions

Motion to Dismiss or Affirm Sustained	57
Motion to Dismiss or Affirm Overruled	94
Dismissed on Appellant’s Motion	192
Miscellaneous	15
SubTotal	358
By Per Curiam Opinions	0
TOTAL	358

Pending

Pending Motions 12-31-06:	14
----------------------------------	-----------

Statistics Regarding Disposition of Chief Judge Matters

Preliminary Actions

Orders Granting Petitions to File Belated Appeal	23
Orders Denying Petitions to File Belated Appeal	2
Orders Granting Pre-Appeal Conferences	0
Orders Denying Pre-Appeal Conferences	3
Orders with Instructions from Pre-Appeal Conference	0
Orders Granting Permissive Interlocutory Appeals	87
Orders Denying Permissive Interlocutory Appeals	249

Time Grants

Petitions for Time to File Record Granted	375
Petitions for Time to File Record Denied	15
Petitions for Time to File Appellant's Brief Granted	1319
Petitions for Time to File Appellant's Brief Denied	14
Petitions for Time to File Appellee's Brief Granted	769
Petitions for Time to File Appellee's Brief Denied	3
Petitions for Time to File Appellant's Reply Brief Granted	195
Petitions for Time to File Appellant's Reply Brief Denied	3

Oral Argument Action

Orders Setting Oral Arguments	98
Orders Denying Petitions for Oral Arguments	18

Others

Orders Granting Consolidations of Appeals	65
Orders Denying Consolidations of Appeals	16
Orders Granting Writs of Certiorari	0
Orders Denying Writs of Certiorari	0
Orders Granting Petitions to Amend Brief	0
Orders Denying Petitions to Amend Brief	0
Orders Granting Withdrawals of Record	345
Orders Denying Withdrawals of Record	56
Miscellaneous Orders	3825

Dismissals

Orders Granting Appellants' Motions to Dismiss	192
Orders Denying Appellants' Motions to Dismiss	10
Orders Granting Appellees' Motions to Dismiss or Affirm	57
Orders Denying Appellees' Motions to Dismiss or Affirm	94
Court-Directed Orders of Dismissal	427

Rehearings

Petitions for Rehearing Granted without Opinion	0
Petitions for Rehearing Denied without Opinion	229
Petitions for Rehearing Granted with Opinion	30
Petitions for Rehearing Denied with Opinion	2
TOTAL	8521

2006

INDIANA JUDICIAL SERVICE REPORT
Indiana Tax Court



The Honorable Thomas G. Fisher

Karyn Graves, Administrator
Indiana Tax Court
115 West Washington Street, Suite 1160S
Indianapolis, IN 46204
Phone: (317) 232-4694
Fax: (317) 232-0644

www.in.gov/judiciary/tax

TAX COURT SUMMARY INFORMATION

2006 Court Summary

Case Movement

Total Cases Pending 12-31-2005	119
Total Cases Filed in 2006	112
Total Cases Reinstated	2
TOTAL	233

Dispositions

Settled/Dismissed	70
Decided on Merits	27
Involuntary Dismissals	3
Less cases with decisions but not fully disposed of	7
TOTAL	100

TOTAL PENDING 12-31-06	133
-------------------------------	------------

Analysis of Cases Filed in 2006***Board of Tax Review***

Personal Property	4
Real Property	40
Other	2
TOTAL	46

Department of Revenue

Income	34
Sales and Use	21
Fuels	0
Inheritance	6
CSET	0
Bank & FIT	1
Auto Excise	0
Withholding	3
Bond	0
Other	1
TOTAL	66
TOTAL FILED	112

County Where the Parties Elected to Hold Hearings
County

Marion	92
Allen	0
St. Joseph	2
Lake	17
Vigo	0
Vanderburgh	0
Jefferson	1
TOTAL	112

Status of Pending Cases

Cases Pending

Settled-Dismissals Pending	6
Proceedings Stayed Pending Outcome in Related Cases	2
Preliminary or Pleading Stage	41
Under Advisement	17
Status Report Due	16
Remanded	1
Mediation	0
Briefs Due	15
Set For Oral Argument	35
TOTAL	133

2006

INDIANA JUDICIAL SERVICE REPORT

Indiana Trial Courts



Lilia G. Judson, Executive Director
David Remondini, Chief Deputy Executive Director
Division of State Court Administration
115 West Washington Street, Suite 1080
Indianapolis, IN 46204

Phone: (317) 232-2542
Fax: (317) 233-6586

www.in.gov/judiciary/admin

Summary & Introduction

Caseload Reports and Case Type Descriptions

Each quarter, Indiana's trial courts provide caseload information to the Division by filing a Quarterly Case Status Report ("QCSR"). This report contains summary information, by case type, on the number of cases filed and pending, the movement of cases between courts via transfer or venue, and the method by which a case was disposed during a reporting period. Beginning in 2007, the courts will report these statistics online, using INcite, the Division of State Court Administration's website.

In addition to the cases that are being handled by a specific court, the Quarterly Case Status Report tracks the amount of judicial resources available to a court and the time that a judge spends hearing cases in another court. The QCSR also captures other case-related information that can be used to administer and improve court projects and initiatives. For example, data is collected tracking the number of cases referred to alternative dispute resolution or for which pauper counsel was appointed, the number of cases that required the service of a court interpreter and the number of juvenile cases in which a guardian *ad litem*/court appointed special advocate was appointed.

Case information is categorized by case type using the classification code outlined in Indiana Administrative Rule 8(B)(3). Currently, criminal cases are divided into eleven categories, juvenile cases into six categories, and civil cases into sixteen categories. In addition to these case types, an administrative case type called "court business record" was added effective January 1, 2005. Case type designations and categories are as follows:

CRIMINAL CASE TYPES

If a defendant is charged with multiple offenses, the case is counted only one time under the most serious charge, combining the rest of the charges within the case. Even if the prosecutor later changes the charges, for administrative purposes, a

case continues to be counted under its initial case designation in the statistical reports.

- 1. MR - Murder:** All murder cases filed on or after 1/1/2002 are filed under this category. If the State seeks either the death penalty or life without parole that information is reported in Part V of the Quarterly Case Status Report.
- 2. CF - Criminal Felony:** This category included all cases filed prior to 1/1/2002 as Murder or Class A, B, and C felonies. Although no new filings are permitted for this category, existing cases with a CF designation are still reported and disposed in this category.
- 3. FA - Class A Felony:** All Class A felonies filed on or after 1/1/2002. Examples include kidnapping, voluntary manslaughter with a deadly weapon, and arson involving bodily injury.
- 4. FB - Class B Felony:** All Class B felonies filed on or after 1/1/2002. Examples include aggravated battery, rape, child molesting, carjacking, and armed robbery.
- 5. FC - Class C Felony:** All Class C felonies filed on or after 1/1/2002. Examples include involuntary manslaughter, robbery, burglary, and reckless homicide.
- 6. FD - Class D Felony:** All Class D felonies filed on or after 1/1/2002 plus all Class D felonies filed before 1/1/2002 that have the case type DF. Examples of crimes in this category include theft, receiving stolen property, computer tampering, and fraud.
- 7. CM - Criminal Misdemeanor:** This category includes all criminal cases filed as misdemeanors. Examples of crimes in this category are criminal trespass, check deception, harassment, and battery.
- 8. PC - Post-Conviction Petition:** This category includes all petitions for post-conviction relief filed under the Post-Conviction Rules.

9. MC - Miscellaneous Criminal: This category includes all criminal matters which are not easily classified as felony or misdemeanor and which are not part of an ongoing proceeding. An example of a case falling into this category would be a probable cause hearing in a case not yet filed. When a search warrant is issued before charges are filed, a MC case number is assigned for the search warrant and should be disposed of via a bench disposition. If charges are filed, then a case in the appropriate category should be filed.

10. IF - Infractions: Although infractions are technically non-criminal in nature, infractions are reported in the criminal category for the purposes of this report. Infractions are typically traffic-related offenses. Similar to other criminal cases and ordinance violations, multiple offenses (i.e., multiple tickets or citations issued to the same individual or arising from the same circumstances) result in only one case filing.

11. OV/OE - Ordinance Violations: These involve local ordinance violations. If an ordinance violation must be enforced through court proceedings, it is given an OV case type. The OE case type is used if the violator will not be charged a filing fee pursuant to Indiana Code 33-37-4-2(d). If found to have violated a non-exempt ordinance, the violator will be assessed the filing fee. Moving traffic violations must be enforced through a court proceeding. A municipal corporation may enforce many ordinance violations, however, without proceeding in court.

The municipal corporation may enforce other ordinances (exempt ordinances) by establishing a violations clerk who accepts the admissions of violation and payment of civil penalties. In the event a violator chooses to challenge an otherwise exempt ordinance, the case is given case type OE and no filing fee is assessed, even if the violator is ultimately unsuccessful.

JUVENILE CASE TYPES

Each child considered by the court system shall receive a separate cause number, regardless of his or her familial relationship to another child. This requirement is pursuant to state statutes that require each individual child to be considered and addressed

as an individual and not as a family group.

1. JC - Juvenile CHINS: This category reflects those cases before the court where a child is alleged to be a child in need of services as defined by I.C. § 31-34-1-1 et. seq. The case is counted as a new filing when a petition for detention hearing or when a request for authority to file a petition alleging that a child is in need of services is filed. Each child should be given a separate case number. Examples include circumstances where the child is not receiving and is unlikely to receive care, treatment or rehabilitation without court intervention.

2. JD - Juvenile Delinquency: Cases in which a child is alleged to be a delinquent are filed in this category. I.C. § 31-37-1-2 defines a delinquent act as one that is committed by a child before becoming eighteen (18) years of age and that would be an offense if committed by an adult. The case is recorded as a new filing when a petition for detention hearing or a petition alleging delinquency is filed.

3. JS - Juvenile Status: Cases in which a child is charged with committing an offense which would not be a crime if committed by an adult are filed in this category. Examples include curfew violations, school truancy and underage alcohol purchase or consumption.

4. JP - Juvenile Paternity: This includes paternity actions filed by any of the parties specified by statute, including the prosecutor. (I. C. § 31-14-4-1 identifies who may file paternity actions.) A support action pursuant to a paternity affidavit would receive a JP classification. Protective orders should not be combined with the JP case type, even if they involve the same parties.

5. JM - Juvenile Miscellaneous: This category applies to juvenile matters which are not specifically listed in the previous juvenile case type categories. One example is the approval by the court of an informal adjustment.

6. JT - Termination of Parental Rights: This category includes all proceedings for termination of parental rights. In termination of parental rights cases involving multiple children, a separate cause number must be assigned to each child.

CIVIL CASE TYPES

Civil cases are filed when the plaintiff or petitioner seeks monetary damages or court redress.

- 1. CP - Civil Plenary:** This category included all Civil Plenary cases filed before 1/1/2002. Although no new filings are permitted for this category, existing cases with a CP designation are still reported and disposed in this category. Generally, this category covered cases founded in contract, actions dealing with real and personal property, and actions seeking equitable or injunctive relief.
- 2. PL - Civil Plenary:** This category included all Civil Plenary cases filed on or after 1/1/2002. Basic civil cases not otherwise specifically included as separate categories are filed with this designation. Generally, these cases may be more complex cases not involving a mortgage foreclosure or the collection of an outstanding debt. Frequently cases involving contract disputes and actions seeking equitable or injunctive relief are assigned this case type.
- 3. MF - Mortgage Foreclosure:** All Mortgage Foreclosure cases filed after 1/1/2002 are reported in this category.
- 4. CC - Civil Collection:** All Civil Collections filed after 1/1/2002, are reported in this category, and may include the following: proceedings supplemental as an independent action; suits on notes and accounts; general collection suits; landlord/tenant suits for collection; ejectment; and tax warrants. If these cases are filed on the small claims docket of a court or the small claims division of a multi-division court, the SC case type should be used.
- 5. CT - Civil Tort:** Cases founded in tort and filed on the regular civil docket of the court are included in this category. Small claims, which also could be founded in tort, are included in a separate category.
- 6. SC - Small Claims:** This category includes cases filed on the small claims docket of Circuit, Superior, or County courts, as well as cases filed in the Marion County Small Claims Court. While city and town courts may have cases that fall within the monetary limits of small claims jurisdiction, those cases are not defined as small claims by statute and must be counted as PL – Plenary or CC – Civil Collection, depending upon the nature of the action. Small claims actions include cases where the amount in dispute is \$6000 or less, landlord-tenant ejectment actions, and landlord-tenant disputes.
- 7. DR - Domestic Relations:** Actions involving petitions for dissolution of marriage, legal separation, and petitions to establish child support are filed in this category.
- 8. RS - Reciprocal Support:** Actions for reciprocal enforcement of child support (UIFSA) and petitions for modification of support or custody and/or support under the Uniform Child Custody Jurisdiction Act are counted in this category.
- 9. MH - Mental Health:** Proceedings involving mental health commitments, including temporary commitments, an extension of temporary commitment, regular commitment, or termination of a commitment, are filed under this category.
- 10. AD - Adoption:** Petitions for adoption are filed under this category. Additionally, on or after 1/1/2002, petitions seeking release of adoption records are filed in this category.
- 11. AH - Adoption History:** All petitions seeking release of adoption records filed prior to 1/1/2002 received this designation. Although no new filings are permitted for this category, existing cases with an AH designation are still reported and disposed in this category.
- 12. ES/EU - Estates:** This category includes both supervised and unsupervised probate of estates. Claims against the estate that are transferred for trial are listed as civil, or CT, matters. However, a dispute over a will is conducted under the estate cause number and the resolution defines the manner in which the estate will be probated.
- 13. GU - Guardianship:** Petitions for appointment of guardians are filed under this category. A guardianship case is considered “closed” when the court enters an order appointing and approving the guardianship.
- 14. TR - Trusts:** This category includes trust matters before the court. This case type includes trusts that have been created through

an estate and are separately reported from the estate.

15. PO - Protective Order: New petitions for protective orders which are not part of an ongoing process (such as a marriage dissolution) are filed in this category. However, if the parties subsequently file a petition for dissolution, the cases remain separate for reporting purposes.

16. MI - Civil Miscellaneous: Routine civil matters which are not easily categorized in other areas and which are not part of any other pending litigation may be included in this category. Examples are petitions for name change, appointments of appraisers, petitions for emancipation, a proceeding to reinstate a driver's license that has been administratively suspended, a Habeas Corpus case from DOC, and marriage waivers.

ADMINISTRATIVE CASE TYPE

1. CB - Court Business Record: This category includes non-case specific matters, such as the appointment of a judge pro tem or the appointment of pauper counsel, drawing the jury, adopting or amending local rules, or recording a foreign protective order. The case type assists the court in having reference numbers for court business activities and will promote a smooth transition to the statewide case management system in the near future.

DISPOSITION CATEGORIES

The Quarterly Case Status Reports also include summary dispositional information. A brief description of the disposition categories is as follows:

- 1. Jury Trial:** This category reflects cases that have been decided by a jury or have gone to the jury. This type of disposition is limited to cases where the jury is seated and sworn and the court has received evidence.
- 2. Bench Trial:** This category reflects cases that were disposed of by the court after a trial in which a witness is sworn. Until 1999, cases in which a trial did not take place were also counted as disposed by bench trial. After 1999, such cases have been included under "bench disposition."

3. Bench Disposition: Cases that are disposed by final judicial determination of an issue, but where no witnesses are sworn and no evidence is introduced, should be counted in this category. These dispositions include decisions on motions for summary judgment, hearings on other dispositive motions, and settled cases in which the parties tender an agreed judgment to the court for approval, which can then be enforced through proceedings supplemental to execution. Approval of informal adjustments in juvenile matters and issuance of search warrants unrelated to any pending case also fall into this category. This category was new, and voluntary, during 1999. It became mandatory beginning January 1, 2001.

4. Dismissed: This category applies to cases which are dismissed either by the court on its own motion (Trial Rule 41(E)), upon the motion of a party, or upon an agreed entry as the result of settlement between the parties.

5. Default: This category applies to civil cases, infractions and ordinance violations, where a party required to respond does not and judgment is entered in favor of the moving party.

6. Deferred/Diverted: This category was added in January 2002. If a prosecutor and defendant agree to defer prosecution or for the defendant to enter a diversion program, the case is disposed in this category. Even though the case is not formally dismissed until the completion of the deferral or diversion obligations, this category permits the criminal courts to reduce their pending caseloads by the number of cases where the cases will eventually be dismissed.

7. Guilty Plea/Admission: Cases in which the defendant pleads guilty to an offense or admits to the commission of an infraction or ordinance violation are counted under this category. An infraction and ordinance violation case is only reflected in this disposition category if the case actually comes before the court for decision, or the case involves a moving traffic violation, pursuant to Indiana Code 34-28-5-1. Also included in this category are dispositions of juvenile cases where the juvenile admits the claims, or the father admits paternity; and in

protective order cases where a party admits to the claims in the protective order.

- 8. Violations Bureau:** This disposition category reflects infractions and ordinance violations that have been filed in the court but are handled through a violations bureau or payment clerk. Cases counted here include those in which a defendant makes an admission, pleads guilty, or pays a fine through the bureau, through the clerk, or through the mail, rather than in court. However, infractions or ordinance violations that involve moving traffic violations may not be disposed in this category even if the driver pays the ticket/citation, pursuant to Indiana Code 34-28-5-1.
- 9. Closed:** Routine closing of an estate or adoption proceeding, as well as the routine closing or termination of a trust or guardianship are counted in this disposition type. Also included in this category are cases where the defendant has filed bankruptcy or the case is removed to federal court.
- 10. FTA/FTP:** This category includes ordinance violation cases and infraction cases in which the defendants fail to appear or fail to pay. Once counted in this category, the case is not recounted even if the defendant later appears, pays, or proceeds to a full trial.
- 11. Other:** Any case disposition that is not otherwise accounted for in the preceding categories should be included in this category. One example would be a criminal case resolved by the death of the defendant.

MOVEMENT OF CASES

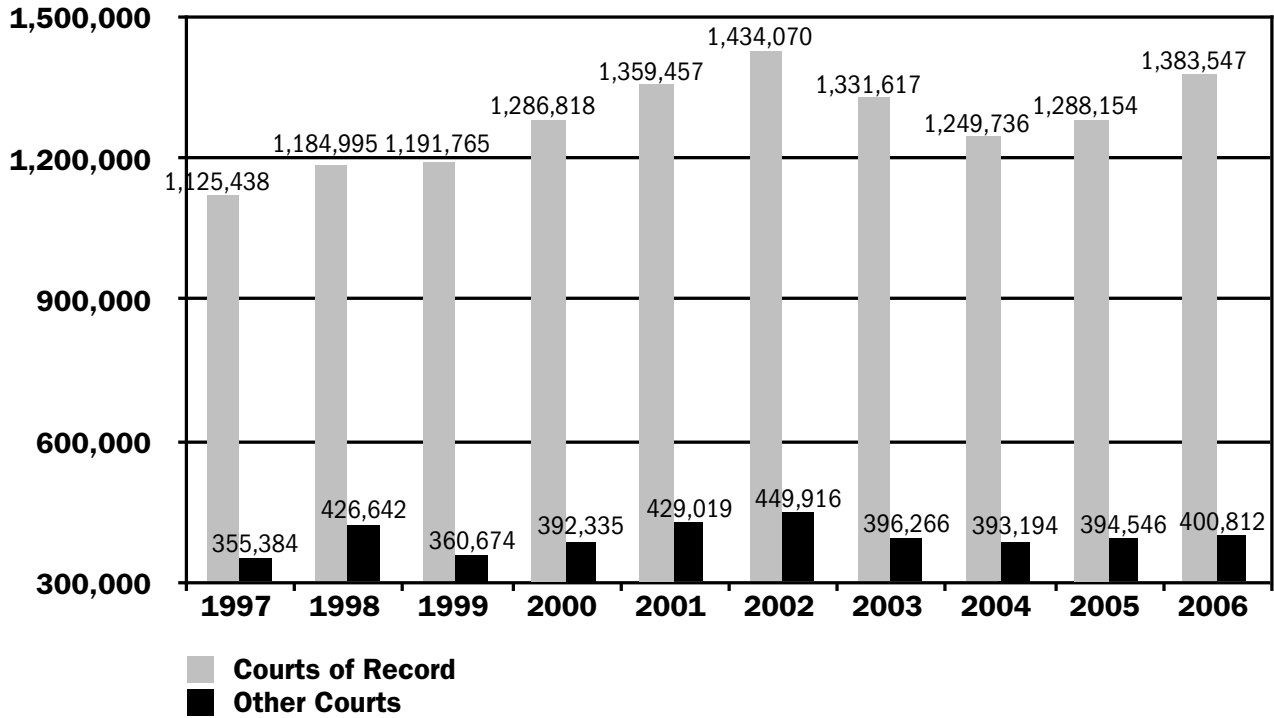
In addition to cases being filed and disposed, cases may be venued or transferred between courts.

- 1. Venued In/Out:** Cases that have been filed in a court but are moved to another county for any reason should be listed in this category.
- 2. Transferred In/Out:** Cases that are transferred from one court to another within the same county, or from one court docket to another (such as a move from small claims docket to the civil plenary docket), should be recorded here. In the event a motion for change of venue from the judge results in a transfer of the case to another court in the same county, the case should also be counted in this category.

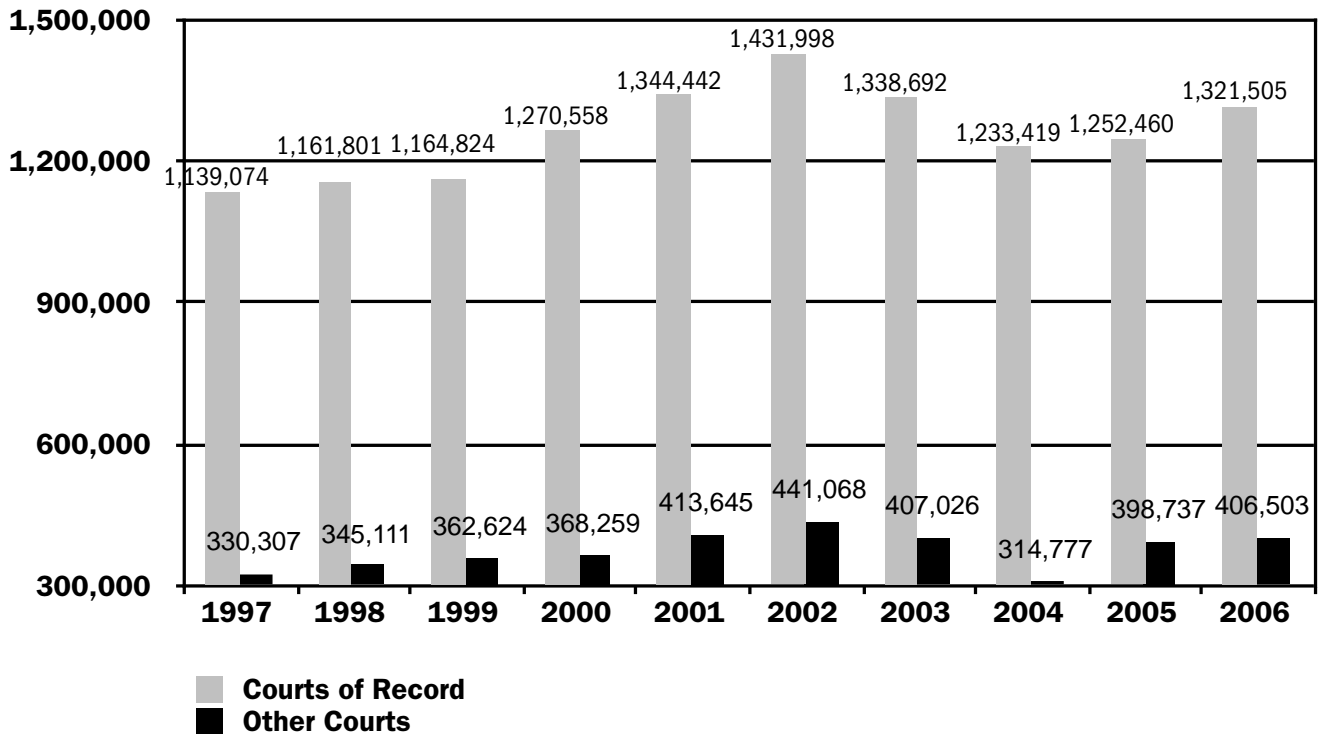
TRIAL COURT STATISTICAL REPORTS

Total Cases Filed & Disposed from 1997-2006

Cases Filed-1997 to 2006

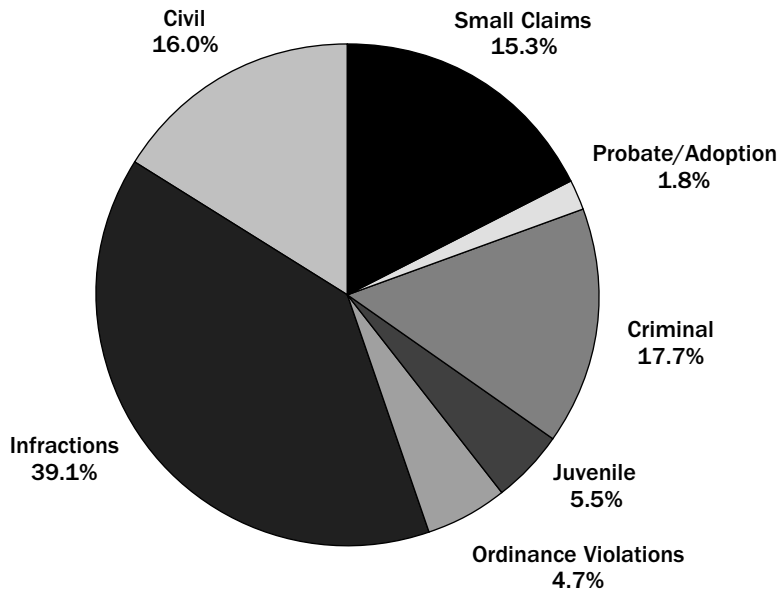


Cases Disposed-1997 to 2006

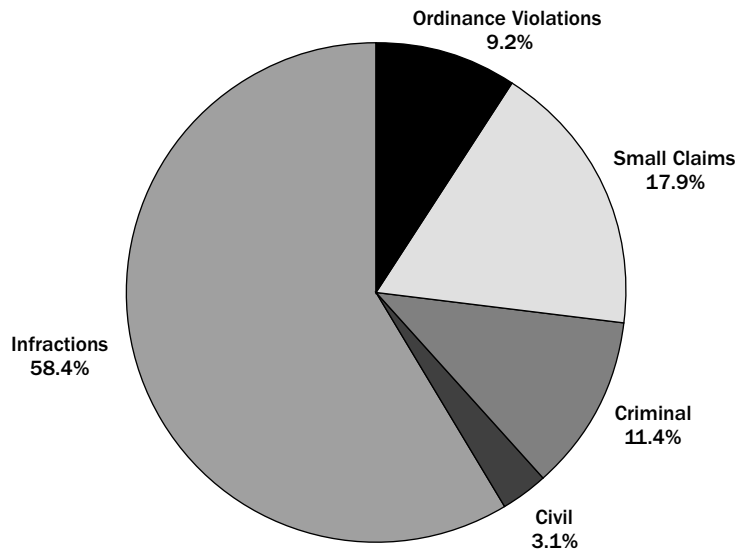


Summary of 2006 New Filings by General Case Type

2006 New Filings-Courts of Record



2006 New Filings-City, Town, and Small Claims Courts



As can be seen in the pie charts, Infraction and Ordinance Violation case types together comprise the highest number of new filings for both courts of record and city, town and small claims courts. The amount of time required to adjudicate these cases is relatively small in comparison to other case types. Further information about the weighted caseload measures employed in Indiana to determine relative time difference in case types is contained in the next section of this report.

COMPARISON OF CASES FROM 1997 TO 2006

Cases Filed—All Courts

	1997	1998	1999	2000	2001	2002	2003	2004	2005	2006
Criminal										
Murder						279	243	234	232	228
Felony	14,980	14,722	14,715	15,964	16,443	0	0	0	0	0
Class A Felony						2,534	2,505	2,577	2,671	2,829
Class B Felony						5,525	5,902	5,982	5,717	5,906
Class C Felony						9,340	9,500	9,596	10,025	10,039
Class D Felony	37,034	39,064	39,167	39,144	40,634	42,961	44,690	47,498	48,266	48,985
Misdemeanor	201,761	225,207	199,016	198,680	201,639	204,239	200,347	203,161	201,711	197,372
Post Conviction	866	935	1,097	1,225	1,206	1,385	1,213	1,072	970	878
Misc. Criminal	8,791	9,893	9,912	11,329	13,762	17,059	17,642	26,259	21,306	24,335
Infractions	599,638	667,974	654,838	754,933	839,762	885,562	740,201	641,144	691,506	774,286
Ordinance Violations	73,574	104,435	90,648	92,409	88,121	115,638	97,205	91,521	86,084	102,065
Sub-Total	936,644	1,062,230	1,009,393	1,113,684	1,201,567	1,284,522	1,119,448	1,029,044	1,068,488	1,166,923
Juvenile										
CHINS	6,854	7,236	7,772	8,080	7,888	8,215	8,655	9,574	9,865	8,861
Delinquency	28,775	25,563	24,643	24,419	25,547	26,101	25,861	26,653	26,926	27,835
Status	6,069	5,618	5,389	6,033	6,375	6,314	6,832	6,460	6,661	7,448
Paternity	14,602	13,638	14,318	15,442	16,147	16,310	17,813	16,710	18,277	20,651
Miscellaneous	6,977	6,669	7,331	6,244	6,434	6,281	7,615	7,245	7,159	8,969
Term.Parental Rights	920	1,271	1,816	1,637	1,551	1,513	1,801	2,097	2,224	2,553
Sub-Total	64,197	59,995	61,269	61,855	63,942	64,734	68,577	68,739	71,112	76,317
Civil										
Plenary	81,105	83,335	81,561	90,707	103,499	36,358	28,346	22,981	20,687	21,475
Mortgage Foreclosure						29,731	29,827	30,867	34,142	40,896
Civil Collections						51,760	60,021	66,355	63,667	68,709
Tort	12,716	12,144	12,336	12,588	12,169	14,596	13,565	15,387	13,588	12,915
Domestic Relations	42,385	42,323	41,139	41,587	40,682	39,794	38,360	37,410	39,039	37,491
Reciprocal Support	3,515	3,041	2,766	2,497	3,174	3,125	3,078	2,843	2,837	3,063
Mental Health	4,421	4,383	5,043	5,359	5,946	6,109	5,991	6,568	6,748	6,833
Protective Orders	19,408	20,175	21,066	24,326	27,067	26,387	25,067	27,004	28,373	29,323
Miscellaneous	8,899	8,964	9,685	10,742	9,216	10,122	11,367	11,883	12,013	12,306
Sub-Total	172,449	174,365	173,596	187,806	201,753	217,982	215,622	221,298	221,094	233,011
Small Claims	279,158	287,828	282,218	289,964	305,776	290,493	298,477	297,891	296,240	282,943
Probate/ Adoption										
Adoption	3,121	3,310	3,507	3,874	3,826	3,647	3,430	3,615	3,549	3,640
Adoption History	110	114	62	53	48	0	0	0	0	0
Estate	17,976	16,604	15,477	15,012	15,633	15,705	15,428	15,240	15,086	14,386
Guardianship	6,912	6,929	6,502	6,519	6,475	6,544	6,469	6,671	6,657	6,695
Trusts	255	262	415	386	310	348	432	432	474	444
Sub-Total	28,374	27,219	25,963	25,844	26,292	26,244	25,759	25,958	25,766	25,165
Grand Total	1,480,822	1,611,637	1,552,439	1,679,153	1,799,330	1,883,975	1,727,883	1,642,930	1,682,700	1,784,359

2006 Indiana Judicial Service Report

Cases Filed—Circuit, Superior, Probate, and County Courts

	1997	1998	1999	2000	2001	2002	2003	2004	2005	2006
--	------	------	------	------	------	------	------	------	------	------

Criminal

Murder						279	243	234	232	228
Felony	14,980	14,722	14,715	15,964	16,443	0	0	0	0	0
Class A Felony						2,534	2,505	2,577	2,671	2,829
Class B Felony						5,525	5,902	5,982	5,717	5,906
Class C Felony						9,340	9,500	9,596	10,025	10,039
Class D Felony	37,034	39,064	39,167	39,144	40,634	42,961	44,690	47,498	48,266	48,984
Misdemeanor	146,770	149,913	147,036	149,066	148,544	153,326	152,421	155,362	152,198	152,142
Post Conviction	775	856	1,021	1,170	1,143	1,317	1,175	1,071	970	878
Misc. Criminal	8,568	9,633	9,340	10,828	13,383	15,456	17,228	25,376	20,790	23,675
Infractions	411,692	451,724	455,360	522,432	568,077	613,535	510,419	419,613	470,335	540,391
Ordinance Violations	54,729	59,143	67,902	69,067	60,684	82,777	64,951	54,763	50,494	65,227
Sub-Total	674,548	725,055	734,541	807,671	848,908	927,050	809,034	722,072	761,698	850,299

Juvenile

CHINS	6,854	7,236	7,772	8,080	7,888	8,215	8,655	9,574	9,865	8,861
Delinquency	28,775	25,563	24,643	24,419	25,547	26,101	25,861	26,653	26,926	27,835
Status	6,069	5,618	5,389	6,033	6,375	6,314	6,832	6,460	6,661	7,448
Paternity	14,602	13,638	14,318	15,442	16,147	16,310	17,813	16,710	18,277	20,651
Miscellaneous	6,977	6,669	7,331	6,244	6,434	6,281	7,615	7,245	7,159	8,969
Term.Parental Rights	920	1,271	1,816	1,637	1,551	1,513	1,801	2,097	2,224	2,553
Sub-Total	64,197	59,995	61,269	61,855	63,942	64,734	68,577	68,739	71,112	76,317

Civil

Plenary	67,494	71,824	71,778	78,515	91,221	20,312	20,657	16,412	14,846	15,045
Mortgage Foreclosure						29,731	29,827	30,867	34,142	40,896
Civil Collections						50,101	56,832	63,189	59,559	65,121
Tort	12,716	12,144	12,336	12,588	12,169	12,795	11,874	12,388	11,255	10,706
Domestic Relations	42,385	42,323	41,139	41,587	40,682	39,794	38,360	37,410	39,039	37,491
Reciprocal Support	3,515	3,041	2,766	2,497	3,174	3,125	3,078	2,843	2,837	3,063
Mental Health	4,383	4,342	5,007	5,341	5,916	6,099	5,969	6,528	6,711	6,800
Protective Orders	19,408	20,175	21,066	24,326	27,067	26,387	25,067	27,004	28,373	29,323
Miscellaneous	8,755	8,964	9,684	10,742	9,216	10,116	11,308	11,601	11,982	12,232
Sub-Total	158,656	162,813	163,776	175,596	189,445	198,460	202,972	208,242	208,744	220,677
Small Claims	267,795	277,066	272,545	272,437	299,033	217,582	225,275	224,725	220,834	211,089

Probate/ Adoption

Adoption	3,121	3,310	3,507	3,874	3,826	3,647	3,430	3,615	3,549	3,640
Adoption History	110	114	62	53	48	0	0	0	0	0
Estate	17,976	16,604	15,477	15,012	15,633	15,705	15,428	15,240	15,086	14,386
Guardianship	6,912	6,929	6,605	6,519	6,475	6,544	6,469	6,671	6,657	6,695
Trusts	255	262	415	386	310	348	432	432	474	444
Sub-Total	28,374	27,219	26,066	25,844	26,292	26,244	25,759	25,958	25,766	25,165
Grand Total	1,193,570	1,252,148	1,258,197	1,343,403	1,427,620	1,434,070	1,331,617	1,249,736	1,288,154	1,383,547

Cases Filed—City, Town, and Small Claims Courts

	1997	1998	1999	2000	2001	2002	2003	2004	2005	2006
--	------	------	------	------	------	------	------	------	------	------

Criminal

Murder										0
Felony										0
Class A Felony										0
Class B Felony										0
Class C Felony										0
Class D Felony										1
Misdemeanor	54,991	75,294	51,980	49,614	53,095	50,913	47,926	47,799	49,513	45,230
Post Conviction	91	79	76	55	63	68	38	1	0	0
Misc. Criminal	223	260	572	501	329	1,603	414	883	516	660
Infractions	187,946	216,250	199,478	232,501	271,685	272,027	229,782	221,531	221,171	233,895
Ordinance Violations	18,845	45,292	22,746	23,342	27,437	32,861	32,254	36,758	35,590	36,838
Sub-Total	262,096	337,175	274,852	306,013	352,609	357,472	310,414	306,972	306,790	316,624

Juvenile

CHINS										0
Delinquency										0
Status										0
Paternity										0
Miscellaneous										0
Term.Parental Rights										0
Sub-Total										0

Civil

Plenary	13,611	11,511	9,783	12,192	12,278	16,046	7,689	6,569	5,841	6430
Mortgage Foreclosure										0
Civil Collections						1,659	3,189	3,166	4,108	3,588
Tort						1,801	1,691	2,999	2,333	2,209
Domestic Relations										0
Reciprocal Support										0
Mental Health	38	41	36	18	30	10	22	40	37	33
Protective Orders										0
Miscellaneous	144	0	1			6	59	282	31	74
Sub-Total	13,793	11,552	9,820	12,210	12,308	19,522	12,650	13,056	12,350	12,334
Small Claims	79,495	77,915	76,002	74,112	75,023	72,911	73,202	73,166	75,406	71,854

Probate/ Adoption

Adoption										0
Adoption History										0
Estate										0
Guardianship										0
Trusts										0
Sub-Total	0	0	0	0	0	0	0	0	0	0
Grand Total	355,384	426,642	360,674	392,335	439,940	449,905	396,266	393,194	394,546	400,812

2006 Indiana Judicial Service Report

Cases Disposed-All Courts

	1997	1998	1999	2000	2001	2002	2003	2004	2005	2006
--	------	------	------	------	------	------	------	------	------	------

Criminal

Murder						44	237	216	237	244
Felony	17,414	15,518	15,701	15,295	16,207	10777	3447	1636	1,614	994
Class A Felony						621	2,042	2,299	2,462	2,621
Class B Felony						1,790	4,889	5,318	5,511	5,976
Class C Felony						3,618	8,157	8,407	9,428	9,960
Class D Felony	34,607	35,748	39,964	40,173	40,742	41,935	45,551	43,799	44,975	47,032
Misdemeanor	190,115	194,876	202,646	199,498	199,287	206,895	210,598	202,430	195,052	194,681
Post Conviction	1000	911	755	838	718	892	786	1,280	1,021	709
Misc. Criminal	8,174	9,328	9,812	10,659	12,468	15,726	17,011	18,826	19,576	26,238
Infractions	609,384	630,329	643,071	747,432	837,308	905,916	762,833	663,027	694,606	755,269
Ordinance Violations	90,480	83,146	92,533	96,818	93,980	119,459	101,844	86,953	82,963	99,347
Sub-Total	951,174	969,856	1,004,482	1,110,713	1,200,710	1,307,673	1,157,395	1,034,191	1,057,445	1,143,071

Juvenile

CHINS	7,513	6,186	6,363	7,150	7,535	7,471	7,201	8,446	8,032	8,702
Delinquency	28,779	25,675	23,939	23,867	24,682	24,157	25,401	23,392	22,677	23,295
Status	5,748	7,018	5,200	5,589	5,970	5,612	6,287	5,837	5,315	6,248
Paternity	13,135	13,116	11,900	13,057	13,739	14,832	14,794	14,786	16,381	17,961
Miscellaneous	7,160	6,908	6,499	5,969	5,939	5,730	7,146	6,823	6,442	8,457
Term. Parental Rights	653	839	1,241	1,630	1,557	1,506	1,692	1,515	1,674	2,240
Sub-Total	62,988	59,742	55,142	57,262	59,422	59,308	62,521	60,799	60,521	66,903

Civil

Plenary	74,199	84,610	80,500	81,166	95,806	57,603	35,131	28,654	28,057	23411
Mortgage Foreclosure						15,740	28,362	29,889	31,414	39,091
Civil Collections						29,908	51,242	56,853	59,064	57,926
Tort	11,740	11,991	12,717	12,506	12,997	15,393	15,444	15,211	13,686	13,120
Domestic Relations	41,389	42,948	41,830	42,651	41,726	40,413	38,858	36,138	34,430	36,256
Reciprocal Support	2,985	3,012	2,783	2,296	2,099	2,366	3,371	2,091	2,636	2,227
Mental Health	3,955	5,076	4,880	4,712	5,079	4,536	5,045	5,831	5,997	5,870
Protective Orders	18,540	18,899	20,895	24,016	24,400	26,170	23,708	24,062	26,829	26,420
Miscellaneous	7,832	8,144	8,221	7,355	8,277	8,297	10,304	10,995	12,442	10,646
Sub-Total	160,640	174,680	171,826	174,702	190,384	200,426	211,465	209,724	214,555	214,967
Small Claims	267,795	277,066	272,545	272,437	299,033	284,741	289,841	287,761	295,613	280,447

Probate/ Adoption

Adoption	3,194	3,233	3,281	3,417	3,521	3,712	3,168	3,392	3,269	3,244
Adoption History	152	86	58	37	50	53	7	6	4	19
Estate	17,068	16,223	14,912	14,005	14,566	14,872	14,737	15,538	14,053	13,679
Guardianship	6,141	5,773	4,857	5,940	7,017	5,428	6,139	5,561	5,431	5,453
Trusts	229	253	345	304	307	233	445	349	306	225
Sub-Total	26,784	25,568	23,453	23,703	25,461	24,298	24,496	24,846	23,063	22,620
Grand Total	1,469,381	1,506,912	1,527,448	1,638,817	1,775,010	1,876,446	1,745,718	1,617,321	1,651,197	1,728,008

Cases Disposed—Circuit, Superior, Probate, and County Courts

	1997	1998	1999	2000	2001	2002	2003	2004	2005	2006
--	------	------	------	------	------	------	------	------	------	------

Criminal

Murder						44	237	216	237	244
Felony	17,414	15,518	15,701	15,295	16,207	10777	3447	1636	1,614	994
Class A Felony						621	2,042	2,299	2,462	2,621
Class B Felony						1,790	4,889	5,318	5,511	5,976
Class C Felony						3,618	8,157	8,407	9,428	9,960
Class D Felony	34,607	35,748	39,964	40,173	40,742	41,935	45,551	43,799	44,975	47,031
Misdemeanor	145,489	146,628	144,154	152,701	150,881	159,128	166,575	153,715	150,907	149,607
Post Conviction	908	813	675	778	653	817	746	1,278	1,020	707
Misc. Criminal	7,954	9,116	9,330	10,372	12,137	14,369	16,739	17,930	19,183	25,986
Infractions	435,029	447,634	449,348	525,819	575,945	629,645	520,168	442,519	469,331	513,874
Ordinance Violations	71,165	61,506	70,524	76,187	66,843	87,457	72,616	54,054	51,111	63,950
Sub-Total	712,566	716,963	729,696	821,325	863,408	950,201	841,167	731,171	755,779	820,950

Juvenile

CHINS	7,513	6,186	6,363	7,150	7,535	7,471	7,201	8,446	8,032	8,702
Delinquency	28,779	25,675	23,939	23,867	24,682	24,157	25,401	23,392	22,677	23,295
Status	5,748	7,018	5,200	5,589	5,970	5,612	6,287	5,837	5,315	6,248
Paternity	13,135	13,116	11,900	13,057	13,739	14,832	14,794	14,786	16,381	17,961
Miscellaneous	7,160	6,908	6,499	5,969	5,939	5,730	7,146	6,823	6,442	8,457
Term. Parental Rights	653	839	1,241	1,630	1,557	1,506	1,692	1,515	1,674	2,240
Sub-Total	62,988	59,742	55,142	57,262	59,422	59,308	62,521	60,799	60,521	66,903

Civil

Plenary	59,932	68,029	67,053	70,434	82,666	49,103	28,793	23,314	19,934	16,950
Mortgage Foreclosure						15,740	28,362	29,889	31,414	39,091
Civil Collections						28,647	46,171	53,695	55,853	55,150
Tort	11,740	11,991	12,717	12,506	12,997	12,365	12,379	12,164	11,458	11,146
Domestic Relations	41,389	42,948	41,830	42,651	41,726	40,413	38,858	36,138	34,430	36,256
Reciprocal Support	2,985	3,012	2,783	2,296	2,099	2,366	3,371	2,091	2,636	2,227
Mental Health	3,917	5,035	4,844	4,694	5,049	4,526	5,023	5,791	5,960	5,837
Protective Orders	18,540	18,899	20,895	24,016	24,400	26,170	23,708	24,062	26,829	26,420
Miscellaneous	7,732	8,144	8,220	7,355	8,277	8,292	10,243	10,823	12,438	10,610
Sub-Total	146,235	158,058	158,342	163,952	177,214	187,622	196,908	197,967	200,952	203,687
Small Claims	190,501	201,470	198,191	204,316	223,941	212,216	213,600	218,636	212,145	207,345

Probate/ Adoption

Adoption	3,194	3,233	3,281	3,417	3,521	3,712	3,168	3,392	3,269	3,244
Adoption History	152	86	58	37	50	53	7	6	4	19
Estate	17,068	16,223	14,912	14,005	14,566	14,872	14,737	15,538	14,053	13,679
Guardianship	6,141	5,773	4,857	5,940	7,017	5,428	6,139	5,561	5,431	5,453
Trusts	229	253	345	304	307	233	445	349	306	225
Sub-Total	26,784	25,568	23,453	23,703	25,461	24,298	24,496	24,846	23,063	22,620
Grand Total	1,139,074	1,161,801	1,164,824	1,270,558	1,349,446	1,433,645	1,338,692	1,233,419	1,252,460	1,321,505

2006 Indiana Judicial Service Report

Cases Disposed—City, Town, and Small Claims Courts

	1997	1998	1999	2000	2001	2002	2003	2004	2005	2006
--	------	------	------	------	------	------	------	------	------	------

Criminal

Murder										0
Felony										0
Class A Felony										0
Class B Felony										0
Class C Felony										0
Class D Felony										1
Misdemeanor	44,626	48,248	58,492	46,797	48,436	47,767	44,023	48,715	44,145	45,074
Post Conviction	92	98	80	60	65	75	40	2	1	2
Misc. Criminal	220	212	482	287	331	1,357	272	896	393	252
Infractions	174,355	182,695	193,723	221,613	261,363	276,271	242,665	220,508	225,275	241,395
Ordinance Violations	19,315	21,640	22,009	20,631	27,137	32,002	29,228	32,899	31,852	35,397
Sub-Total	238,608	252,893	274,786	289,388	337,332	357,472	316,228	303,020	301,666	322,121

Juvenile

CHINS										0
Delinquency										0
Status										0
Paternity										0
Miscellaneous										0
Term. Parental Rights										0
Sub-Total	0	0	0	0	0	0	0	0	0	0

Civil

Plenary	14,267	16,581	13,447	10,732	13,140	8,500	6,338	5,340	8,123	6,461
Mortgage Foreclosure										0
Civil Collections						1,261	5,071	3,158	3,211	2,776
Tort						3,028	3,065	3,047	2,228	1,974
Domestic Relations										0
Reciprocal Support										0
Mental Health	38	41	36	18	30	10	22	40	37	33
Protective Orders										0
Miscellaneous	100	0	1	0	0	5	61	172	4	36
Sub-Total	14,405	16,622	13,484	10,750	13,170	12,804	14,557	11,757	13,603	11,280
Small Claims	77,294	75,596	74,354	68,121	75,092	72,525	76,241	69,125	83,468	73,102

Probate/ Adoption

Adoption										0
Adoption History										0
Estate										0
Guardianship										0
Trusts										0
Sub-Total	0	0	0	0	0	0	0	0	0	0
Grand Total	330,307	345,111	362,624	368,259	425,594	442,801	407,026	383,902	398,737	406,503

2006 CASE INFORMATION

Cases Pending on January 1, 2006

Case Type	Circuit, Superior, & Probate Courts	County Courts	Total Courts of Record	City & Town Courts	Marion County Small Claims	Total City, Town, & Small Claims	Total of All Courts
Criminal							
Murder (MR)	354	0	354	0	0	0	354
Felony (CF)	9,522	7	9,529	0	0	0	9,529
Class A Felony (FA)	3,084	0	3,084	0	0	0	3,084
Class B Felony (FB)	5,982	0	5,982	0	0	0	5,982
Class C Felony (FC)	10,076	0	10,076	0	0	0	10,076
Class D Felony (FD)	57,387	2,309	59,696	0	0	0	59,696
Misdemeanor (CM)	166,019	2,565	168,584	136,300	0	136,300	304,884
Post Conviction Relief (PC)	2,893	32	2,925	22	0	22	2,947
Miscellaneous (MC)	15,035	0	15,035	774	0	774	15,809
Infraction (IF)	273,982	4,416	278,398	176,252	0	176,252	454,650
Ordinance Violation (OV/OE)	28,787	1,018	29,805	66,469	0	66,469	96,274
Total Criminal	573,121	10,347	583,468	379,817	0	379,817	963,285
Juvenile							
CHINS (JC)	16,907	0	16,907	0	0	0	16,907
Delinquency (JD)	27,806	0	27,806	0	0	0	27,806
Status (JS)	6,457	0	6,457	0	0	0	6,457
Paternity (JP)	41,380	0	41,380	0	0	0	41,380
Miscellaneous (JM)	6,134	0	6,134	0	0	0	6,134
Term. Parental Rights (JT)	3,059	0	3,059	0	0	0	3,059
Total Juvenile	101,743	0	101,743	0	0	0	101,743
Civil							
Plenary (CP/PL)	64,212	392	64,604	57,391	0	57,391	121,995
Mortgage Foreclosure (MF)	20,739	0	20,739	0	0	0	20,739
Civil Collections (CC)	43,759	768	44,527	4,620	0	4,620	49,147
Tort (CT)	25,188	13	25,201	893	0	893	26,094
Small Claims (SC)	184,029	6,799	190,828	1	64,311	64,312	255,140
Domestic Relations (DR)	82,440	0	82,440	0	0	0	82,440
Reciprocal Support (RS)	11,523	0	11,523	0	0	0	11,523
Mental Health (MH)	11,401	0	11,401	0	0	0	11,401
Adoptions (AD)	4,308	0	4,308	0	0	0	4,308
Adoption History (AH)	100	0	100	0	0	0	100
Estates (ES/EU)	52,510	0	52,510	0	0	0	52,510
Guardianships (GU)	53,778	0	53,778	0	0	0	53,778
Trusts (TR)	1,948	0	1,948	0	0	0	1,948
Protective Orders (PO)	12,211	52	12,263	0	0	0	12,263
Miscellaneous (MI)	19,328	0	19,328	33	0	33	19,361
Total Civil	587,474	8,024	595,498	62,938	64,311	127,249	722,747
Total All Case Types	1,262,338	18,371	1,280,709	442,755	64,311	507,066	1,787,775

2006 Indiana Judicial Service Report

2006 Total Cases Filed

Case Type	Circuit, Superior, & Probate Courts	County Courts	Total Courts of Record	City & Town Courts	Marion County Small Claims	Total City, Town, & Small Claims	Total of All Courts
-----------	-------------------------------------	---------------	------------------------	--------------------	----------------------------	----------------------------------	---------------------

Criminal

Murder (MR)	228	0	228	0	0	0	228
Felony (CF)	0	0	0	0	0	0	0
Class A Felony (FA)	2,829	0	2,829	0	0	0	2,829
Class B Felony (FB)	5,906	0	5,906	0	0	0	5,906
Class C Felony (FC)	10,039	0	10,039	0	0	0	10,039
Class D Felony (FD)	47,951	1,033	48,984	1	0	1	48,985
Misdemeanor (CM)	150,476	1,666	152,142	45,230	0	45,230	197,372
Post Conviction Relief (PC)	867	11	878	0	0	0	878
Miscellaneous (MC)	23,601	74	23,675	660	0	660	24,335
Infraction (IF)	529,907	10,484	540,391	233,895	0	233,895	774,286
Ordinance Violation (OV/OE)	65,219	8	65,227	36,838	0	36,838	102,065
Total Criminal	837,023	13,276	850,299	316,624	0	316,624	1,166,923

Juvenile

CHINS (JC)	8,861	0	8,861	0	0	0	8,861
Delinquency (JD)	27,835	0	27,835	0	0	0	27,835
Status (JS)	7,448	0	7,448	0	0	0	7,448
Paternity (JP)	20,651	0	20,651	0	0	0	20,651
Miscellaneous (JM)	8,969	0	8,969	0	0	0	8,969
Term. Parental Rights (JT)	2,553	0	2,553	0	0	0	2,553
Total Juvenile	76,317	0	76,317	0	0	0	76,317

Civil

Plenary (CP/PL)	15,015	30	15,045	6,430	0	6,430	21,475
Mortgage Foreclosure (MF)	40,896	0	40,896	0	0	0	40,896
Civil Collections (CC)	64,166	955	65,121	3,588	0	3,588	68,709
Tort (CT)	10,704	2	10,706	2,209	0	2,209	12,915
Small Claims (SC)	203,108	7,981	211,089	0	71,854	71,854	282,943
Domestic Relations (DR)	37,491	0	37,491	0	0	0	37,491
Reciprocal Support (RS)	3,063	0	3,063	0	0	0	3,063
Mental Health (MH)	6,800	0	6,800	33	0	33	6,833
Adoptions (AD)	3,640	0	3,640	0	0	0	3,640
Adoption History (AH)	0	0	0	0	0	0	0
Estates (ES/EU)	14,386	0	14,386	0	0	0	14,386
Guardianships (GU)	6,695	0	6,695	0	0	0	6,695
Trusts (TR)	444	0	444	0	0	0	444
Protective Orders (PO)	28,922	401	29,323	0	0	0	29,323
Miscellaneous (MI)	11,910	322	12,232	74	0	74	12,306
Total Civil	447,240	9,691	456,931	12,334	71,854	84,188	541,119
Total All Case Types	1,360,580	22,967	1,383,547	328,958	71,854	400,812	1,784,359

2006 Total Cases Venued In

Case Type	Circuit, Superior, & Probate Courts	County Courts	Total Courts of Record	City & Town Courts	Marion County Small Claims	Total City, Town, & Small Claims	Total of All Courts
-----------	-------------------------------------	---------------	------------------------	--------------------	----------------------------	----------------------------------	---------------------

Criminal

Murder (MR)	1	0	1	0	0	0	1
Felony (CF)	0	0	0	0	0	0	0
Class A Felony (FA)	0	0	0	0	0	0	0
Class B Felony (FB)	0	0	0	0	0	0	0
Class C Felony (FC)	4	0	4	0	0	0	4
Class D Felony (FD)	10	0	10	0	0	0	10
Misdemeanor (CM)	4	0	4	0	385	385	389
Post Conviction Relief (PC)	0	0	0	0	0	0	0
Miscellaneous (MC)	0	0	0	0	0	0	0
Infraction (IF)	0	0	0	0	1,040	1,040	1,040
Ordinance Violation (OV/OE)	80	0	80	101	0	101	181
Total Criminal	99	0	99	101	1,425	1,526	1,625

Juvenile

CHINS (JC)	11	0	11	0	0	0	11
Delinquency (JD)	58	0	58	0	0	0	58
Status (JS)	9	0	9	0	0	0	9
Paternity (JP)	25	0	25	0	0	0	25
Miscellaneous (JM)	38	0	38	0	0	0	38
Term. Parental Rights (JT)	1	0	1	0	0	0	1
Total Juvenile	142	0	142	0	0	0	142

Civil

Plenary (CP/PL)	67	0	67	0	0	0	67
Mortgage Foreclosure (MF)	14	0	14	0	0	0	14
Civil Collections (CC)	146	0	146	0	0	0	146
Tort (CT)	63	0	63	0	0	0	63
Small Claims (SC)	311	0	311	0	67	67	378
Domestic Relations (DR)	138	0	138	0	0	0	138
Reciprocal Support (RS)	1	0	1	0	0	0	1
Mental Health (MH)	7	0	7	0	0	0	7
Adoptions (AD)	8	0	8	0	0	0	8
Adoption History (AH)	0	0	0	0	0	0	0
Estates (ES/EU)	13	0	13	0	0	0	13
Guardianships (GU)	13	0	13	0	0	0	13
Trusts (TR)	1	0	1	0	0	0	1
Protective Orders (PO)	67	0	67	0	0	0	67
Miscellaneous (MI)	26	0	26	0	0	0	26
Total Civil	875	0	875	0	67	67	942
Total All Case Types	1,116	0	1,116	101	1,492	1,593	2,709

2006 Indiana Judicial Service Report

2006 Total Cases Transferred In

Case Type	Circuit, Superior, & Probate Courts	County Courts	Total Courts of Record	City & Town Courts	Marion County Small Claims	Total City, Town, & Small Claims	Total of All Courts
-----------	-------------------------------------	---------------	------------------------	--------------------	----------------------------	----------------------------------	---------------------

Criminal

Murder (MR)	19	0	19	0	0	0	19
Felony (CF)	22	0	22	0	0	0	22
Class A Felony (FA)	150	0	150	0	0	0	150
Class B Felony (FB)	444	0	444	0	0	0	444
Class C Felony (FC)	925	0	925	0	0	0	925
Class D Felony (FD)	5,072	22	5,094	0	0	0	5,094
Misdemeanor (CM)	6,239	6	6,245	4	0	4	6,249
Post Conviction Relief (PC)	73	0	73	0	0	0	73
Miscellaneous (MC)	72	0	72	0	0	0	72
Infraction (IF)	14,018	1	14,019	10	0	10	14,029
Ordinance Violation (OV/OE)	4,772	0	4,772	0	0	0	4,772
Total Criminal	31,806	29	31,835	14	0	14	31,849

Juvenile

CHINS (JC)	78	0	78	0	0	0	78
Delinquency (JD)	169	0	169	0	0	0	169
Status (JS)	24	0	24	0	0	0	24
Paternity (JP)	117	0	117	0	0	0	117
Miscellaneous (JM)	47	0	47	0	0	0	47
Term. Parental Rights (JT)	12	0	12	0	0	0	12
Total Juvenile	447	0	447	0	0	0	447

Civil

Plenary (CP/PL)	493	1	494	0	0	0	494
Mortgage Foreclosure (MF)	134	0	134	0	0	0	134
Civil Collections (CC)	412	2	414	0	0	0	414
Tort (CT)	559	0	559	0	0	0	559
Small Claims (SC)	2,027	1	2,028	0	35	35	2,063
Domestic Relations (DR)	1,297	0	1,297	0	0	0	1,297
Reciprocal Support (RS)	87	0	87	0	0	0	87
Mental Health (MH)	8	0	8	0	0	0	8
Adoptions (AD)	12	0	12	0	0	0	12
Adoption History (AH)	0	0	0	0	0	0	0
Estates (ES/EU)	2,527	0	2,527	0	0	0	2,527
Guardianships (GU)	1,838	0	1,838	0	0	0	1,838
Trusts (TR)	3	0	3	0	0	0	3
Protective Orders (PO)	907	0	907	0	0	0	907
Miscellaneous (MI)	73	0	73	0	0	0	73
Total Civil	10,377	4	10,381	0	35	35	10,416
Total All Case Types	42,630	33	42,663	14	35	49	42,712

2006 Total Cases Venued Out

Case Type	Circuit, Superior, & Probate Courts	County Courts	Total Courts of Record	City & Town Courts	Marion County Small Claims	Total City, Town, & Small Claims	Total of All Courts
Criminal							
Murder (MR)	1	0	1	0	0	0	1
Felony (CF)	0	0	0	0	0	0	0
Class A Felony (FA)	0	0	0	0	0	0	0
Class B Felony (FB)	3	0	3	0	0	0	3
Class C Felony (FC)	4	0	4	0	0	0	4
Class D Felony (FD)	19	0	19	0	0	0	19
Misdemeanor (CM)	11	0	11	43	0	43	54
Post Conviction Relief (PC)	1	0	1	0	0	0	1
Miscellaneous (MC)	40	0	40	0	0	0	40
Infraction (IF)	12	0	12	49	0	49	61
Ordinance Violation (OV/OE)	2	0	2	0	0	0	2
Total Criminal	93	0	93	92	0	92	185
Juvenile							
CHINS (JC)	9	0	9	0	0	0	9
Delinquency (JD)	124	0	124	0	0	0	124
Status (JS)	13	0	13	0	0	0	13
Paternity (JP)	13	0	13	0	0	0	13
Miscellaneous (JM)	1	0	1	0	0	0	1
Term. Parental Rights (JT)	1	0	1	0	0	0	1
Total Juvenile	161	0	161	0	0	0	161
Civil							
Plenary (CP/PL)	68	0	68	0	0	0	68
Mortgage Foreclosure (MF)	20	0	20	0	0	0	20
Civil Collections (CC)	190	1	191	0	0	0	191
Tort (CT)	71	0	71	0	0	0	71
Small Claims (SC)	54	0	54	0	126	126	180
Domestic Relations (DR)	87	0	87	0	0	0	87
Reciprocal Support (RS)	4	0	4	0	0	0	4
Mental Health (MH)	5	0	5	0	0	0	5
Adoptions (AD)	2	0	2	0	0	0	2
Adoption History (AH)	0	0	0	0	0	0	0
Estates (ES/EU)	6	0	6	0	0	0	6
Guardianships (GU)	9	0	9	0	0	0	9
Trusts (TR)	2	0	2	0	0	0	2
Protective Orders (PO)	59	1	60	0	0	0	60
Miscellaneous (MI)	12	0	12	0	0	0	12
Total Civil	589	2	591	0	126	126	717
Total All Case Types	843	2	845	92	126	218	1063

2006 Indiana Judicial Service Report

2006 Total Cases Transferred Out

Case Type	Circuit, Superior, & Probate Courts	County Courts	Total Courts of Record	City & Town Courts	Marion County Small Claims	Total City, Town, & Small Claims	Total of All Courts
-----------	-------------------------------------	---------------	------------------------	--------------------	----------------------------	----------------------------------	---------------------

Criminal

Murder (MR)	13	0	13	0	0	0	13
Felony (CF)	21	0	21	0	0	0	21
Class A Felony (FA)	130	0	130	0	0	0	130
Class B Felony (FB)	331	0	331	0	0	0	331
Class C Felony (FC)	733	0	733	0	0	0	733
Class D Felony (FD)	4,440	103	4,543	0	0	0	4,543
Misdemeanor (CM)	6,466	4	6,470	665	0	665	7,135
Post Conviction Relief (PC)	20	0	20	0	0	0	20
Miscellaneous (MC)	203	0	203	0	0	0	203
Infraction (IF)	14,046	0	14,046	504	0	504	14,550
Ordinance Violation (OV/OE)	4,836	0	4,836	29	0	29	4,865
Total Criminal	31,239	107	31,346	1,198	0	1,198	32,544

Juvenile

CHINS (JC)	53	0	53	0	0	0	53
Delinquency (JD)	174	0	174	0	0	0	174
Status (JS)	16	0	16	0	0	0	16
Paternity (JP)	148	0	148	0	0	0	148
Miscellaneous (JM)	34	0	34	0	0	0	34
Term. Parental Rights (JT)	14	0	14	0	0	0	14
Total Juvenile	439	0	439	0	0	0	439

Civil

Plenary (CP/PL)	456	1	457	2	0	2	459
Mortgage Foreclosure (MF)	144	0	144	0	0	0	144
Civil Collections (CC)	354	6	360	0	0	0	360
Tort (CT)	640	0	640	0	0	0	640
Small Claims (SC)	2,235	9	2,244	0	243	243	2,487
Domestic Relations (DR)	855	0	855	0	0	0	855
Reciprocal Support (RS)	34	0	34	0	0	0	34
Mental Health (MH)	57	0	57	0	0	0	57
Adoptions (AD)	27	0	27	0	0	0	27
Adoption History (AH)	0	0	0	0	0	0	0
Estates (ES/EU)	2,548	0	2,548	0	0	0	2,548
Guardianships (GU)	1,853	0	1,853	0	0	0	1,853
Trusts (TR)	3	0	3	0	0	0	3
Protective Orders (PO)	974	1	975	0	0	0	975
Miscellaneous (MI)	97	0	97	0	0	0	97
Total Civil	10,277	17	10,294	2	243	245	10,539
Total All Case Types	41,955	124	42,079	1,200	243	1,443	43,522

2006 Total Cases Disposed

Case Type	Circuit, Superior, & Probate Courts	County Courts	Total Courts of Record	City & Town Courts	Marion County Small Claims	Total City, Town, & Small Claims	Total of All Courts
Criminal							
Murder (MR)	244	0	244	0	0	0	244
Felony (CF)	987	7	994	0	0	0	994
Class A Felony (FA)	2,621	0	2,621	0	0	0	2,621
Class B Felony (FB)	5,976	0	5,976	0	0	0	5,976
Class C Felony (FC)	9,960	0	9,960	0	0	0	9,960
Class D Felony (FD)	45,881	1,150	47,031	1	0	1	47,032
Misdemeanor (CM)	147,860	1,747	149,607	45,074	0	45,074	194,681
Post Conviction Relief (PC)	700	7	707	2	0	2	709
Miscellaneous (MC)	25,912	74	25,986	252	0	252	26,238
Infraction (IF)	505,941	7,933	513,874	241,395	0	241,395	755,269
Ordinance Violation (OV/OE)	63,942	8	63,950	35,397	0	35,397	99,347
Total Criminal	810,024	10,926	820,950	322,121	0	322,121	1,143,071
Juvenile							
CHINS (JC)	8,702	0	8,702	0	0	0	8,702
Delinquency (JD)	23,295	0	23,295	0	0	0	23,295
Status (JS)	6,248	0	6,248	0	0	0	6,248
Paternity (JP)	17,961	0	17,961	0	0	0	17,961
Miscellaneous (JM)	8,457	0	8,457	0	0	0	8,457
Term. Parental Rights (JT)	2,240	0	2,240	0	0	0	2,240
Total Juvenile	66,903	0	66,903	0	0	0	66,903
Civil							
Plenary (CP/PL)	16,927	23	16,950	6,461	0	6,461	23,411
Mortgage Foreclosure (MF)	39,091	0	39,091	0	0	0	39,091
Civil Collections (CC)	54,368	782	55,150	2,776	0	2,776	57,926
Tort (CT)	11,145	1	11,146	1,974	0	1,974	13,120
Small Claims (SC)	200,250	7,095	207,345	0	73,102	73,102	280,447
Domestic Relations (DR)	36,256	0	36,256	0	0	0	36,256
Reciprocal Support (RS)	2,227	0	2,227	0	0	0	2,227
Mental Health (MH)	5,837	0	5,837	33	0	33	5,870
Adoptions (AD)	3,244	0	3,244	0	0	0	3,244
Adoption History (AH)	19	0	19	0	0	0	19
Estates (ES/EU)	13,679	0	13,679	0	0	0	13,679
Guardianships (GU)	5,453	0	5,453	0	0	0	5,453
Trusts (TR)	225	0	225	0	0	0	225
Protective Orders (PO)	26,026	394	26,420	0	0	0	26,420
Miscellaneous (MI)	10,313	297	10,610	36	0	36	10,646
Total Civil	425,060	8,592	433,652	11,280	73,102	84,382	518,034
Total All Case Types	1,301,987	19,518	1,321,505	333,401	73,102	406,503	1,728,008

2006 Indiana Judicial Service Report

Cases Pending on December 31, 2006

Case Type	Circuit, Superior, & Probate Courts	County Courts	Total Courts of Record	City & Town Courts	Marion County Small Claims	Total City, Town, & Small Claims	Total of All Courts
Criminal							
Murder (MR)	344	0	344	0	0	0	344
Felony (CF)	8,536	0	8,536	0	0	0	8,536
Class A Felony (FA)	3,312	0	3,312	0	0	0	3,312
Class B Felony (FB)	6,022	0	6,022	0	0	0	6,022
Class C Felony (FC)	10,347	0	10,347	0	0	0	10,347
Class D Felony (FD)	60,080	2,111	62,191	0	0	0	62,191
Misdemeanor (CM)	168,401	2,486	170,887	136,137	0	136,137	307,024
Post Conviction Relief (PC)	3,112	36	3,148	20	0	20	3,168
Miscellaneous (MC)	12,553	0	12,553	1,182	0	1,182	13,735
Infraction (IF)	297,908	6,968	304,876	169,249	0	169,249	474,125
Ordinance Violation (OV/OE)	30,078	1,018	31,096	67,982	0	67,982	99,078
Total Criminal	600,693	12,619	613,312	374,570	0	374,570	987,882
Juvenile							
CHINS (JC)	17,093	0	17,093	0	0	0	17,093
Delinquency (JD)	32,275	0	32,275	0	0	0	32,275
Status (JS)	7,661	0	7,661	0	0	0	7,661
Paternity (JP)	44,051	0	44,051	0	0	0	44,051
Miscellaneous (JM)	6,696	0	6,696	0	0	0	6,696
Term. Parental Rights (JT)	3,370	0	3,370	0	0	0	3,370
Total Juvenile	111,146	0	111,146	0	0	0	111,146
Civil							
Plenary (CP/PL)	62,336	399	62,735	57,358	0	57,358	120,093
Mortgage Foreclosure (MF)	22,528	0	22,528	0	0	0	22,528
Civil Collections (CC)	53,571	936	54,507	5,432	0	5,432	59,939
Tort (CT)	24,658	14	24,672	1,128	0	1,128	25,800
Small Claims (SC)	186,936	7,677	194,613	1	62,796	62,797	257,410
Domestic Relations (DR)	84,168	0	84,168	0	0	0	84,168
Reciprocal Support (RS)	12,409	0	12,409	0	0	0	12,409
Mental Health (MH)	12,317	0	12,317	0	0	0	12,317
Adoptions (AD)	4,695	0	4,695	0	0	0	4,695
Adoption History (AH)	81	0	81	0	0	0	81
Estates (ES/EU)	53,203	0	53,203	0	0	0	53,203
Guardianships (GU)	55,009	0	55,009	0	0	0	55,009
Trusts (TR)	2,166	0	2,166	0	0	0	2,166
Protective Orders (PO)	15,048	57	15,105	0	0	0	15,105
Miscellaneous (MI)	20,915	25	20,940	71	0	71	21,011
Total Civil	610,040	9,108	619,148	63,990	62,796	126,786	745,934
Total All Case Types	1,321,879	21,727	1,343,606	438,560	62,796	501,356	1,844,962

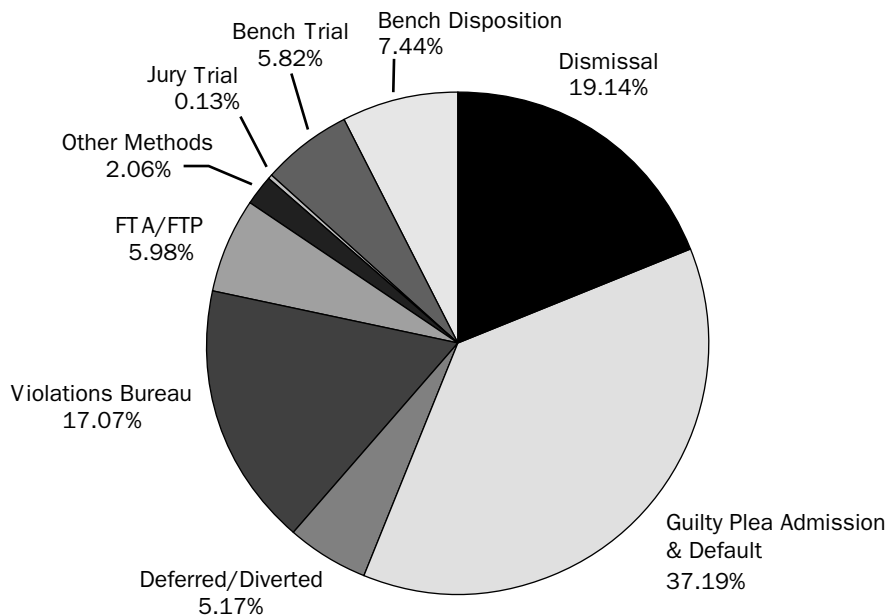
2006 METHOD OF CASE DISPOSITION

Summary of All Disposition Types

Method of Disposition (Number of Cases)

Disposition Type	Circuit, Superior, & Probate Courts	County Courts	Total Courts of Record	City & Town Courts	Marion County Small Claims	Total City, Town, & Small Claims	Total of All Courts
Jury Trial	1,970	15	1,985	10	0	10	1,995
Bench Trial	81,939	1,791	83,730	7,346	8,132	15,478	99,208
Bench Disposition	113,754	2,023	115,777	5,305	6,033	11,338	127,115
Dismissal	245,607	4,393	250,000	53,369	23,079	76,448	326,448
Guilty Plea/ Admission & Default *	514,746	4,756	519,502	106,389	30,792	137,181	656,683
Deferred/Diverted	57,825	320	58,145	30,008	0	30,008	88,153
Violations Bureau and Closed	197,229	5,973	203,202	88,018	0	88,018	291,220
FTA/FTP	62,393	247	62,640	39,440	0	39,440	102,080
Other Methods	26,524	0	26,524	3,516	5,066	8,582	35,106
Total	1,301,987	19,518	1,321,505	333,401	73,102	406,503	1,728,008

*The method of disposition in the Guilty Plea/Admissions and Default category reflect totals, all of which do not appear in the Volume II report as a result of page restrictions.



2006 Indiana Judicial Service Report

Dispositions by Jury Trial

Case Type	Circuit, Superior, & Probate Courts	County Courts	Total Courts of Record	City & Town Courts	Marion County Small Claims	Total City, Town, & Small Claims	Total of All Courts
-----------	-------------------------------------	---------------	------------------------	--------------------	----------------------------	----------------------------------	---------------------

Criminal

Murder (MR)	105	0	105	0	0	0	105
Felony (CF)	7	0	7	0	0	0	7
Class A Felony (FA)	191	0	191	0	0	0	191
Class B Felony (FB)	253	0	253	0	0	0	253
Class C Felony (FC)	208	0	208	0	0	0	208
Class D Felony (FD)	328	15	343	0	0	0	343
Misdemeanor (CM)	202	0	202	10	0	10	212
Post Conviction Relief (PC)	0	0	0	0	0	0	0
Miscellaneous (MC)	14	0	14	0	0	0	14
Infraction (IF)	10	0	10	0	0	0	10
Ordinance Violation (OV/OE)	50	0	50	0	0	0	50
Total Criminal	1,368	15	1,383	10	0	10	1,393

Juvenile

CHINS (JC)	0	0	0	0	0	0	0
Delinquency (JD)	0	0	0	0	0	0	0
Status (JS)	1	0	1	0	0	0	1
Paternity (JP)	6	0	6	0	0	0	6
Miscellaneous (JM)	0	0	0	0	0	0	0
Term. Parental Rights (JT)	0	0	0	0	0	0	0
Total Juvenile	7	0	7	0	0	0	7

Civil

Plenary (CP/PL)	100	0	100	0	0	0	100
Mortgage Foreclosure (MF)	5	0	5	0	0	0	5
Civil Collections (CC)	10	0	10	0	0	0	10
Tort (CT)	480	0	480	0	0	0	480
Small Claims (SC)	0	0	0	0	0	0	0
Domestic Relations (DR)	0	0	0	0	0	0	0
Reciprocal Support (RS)	0	0	0	0	0	0	0
Mental Health (MH)	0	0	0	0	0	0	0
Adoptions (AD)	0	0	0	0	0	0	0
Adoption History (AH)	0	0	0	0	0	0	0
Estates (ES/EU)	0	0	0	0	0	0	0
Guardianships (GU)	0	0	0	0	0	0	0
Trusts (TR)	0	0	0	0	0	0	0
Protective Orders (PO)	0	0	0	0	0	0	0
Miscellaneous (MI)	0	0	0	0	0	0	0
Total Civil	595	0	595	0	0	0	595
Total All Case Types	1,970	15	1,985	10	0	10	1,995

Dispositions by Bench Trial

Case Type	Circuit, Superior, & Probate Courts	County Courts	Total Courts of Record	City & Town Courts	Marion County Small Claims	Total City, Town, & Small Claims	Total of All Courts
Criminal							
Murder (MR)	3	0	3	0	0	0	3
Felony (CF)	7	0	7	0	0	0	7
Class A Felony (FA)	38	0	38	0	0	0	38
Class B Felony (FB)	84	0	84	0	0	0	84
Class C Felony (FC)	150	0	150	0	0	0	150
Class D Felony (FD)	481	17	498	0	0	0	498
Misdemeanor (CM)	2,503	37	2,540	2,317	0	2,317	4,857
Post Conviction Relief (PC)	89	0	89	0	0	0	89
Miscellaneous (MC)	557	1	558	0	0	0	558
Infraction (IF)	8,260	18	8,278	3,754	0	3,754	12,032
Ordinance Violation (OV/OE)	3,218	0	3,218	517	0	517	3,735
Total Criminal	15,390	73	15,463	6,588	0	6,588	22,051
Juvenile							
CHINS (JC)	1,725	0	1,725	0	0	0	1,725
Delinquency (JD)	1,683	0	1,683	0	0	0	1,683
Status (JS)	322	0	322	0	0	0	322
Paternity (JP)	5,801	0	5,801	0	0	0	5,801
Miscellaneous (JM)	243	0	243	0	0	0	243
Term. Parental Rights (JT)	809	0	809	0	0	0	809
Total Juvenile	10,583	0	10,583	0	0	0	10,583
Civil							
Plenary (CP/PL)	1,280	5	1,285	734	0	734	2,019
Mortgage Foreclosure (MF)	619	0	619	0	0	0	619
Civil Collections (CC)	1,613	1	1,614	24	0	24	1,638
Tort (CT)	288	0	288	0	0	0	288
Small Claims (SC)	28,385	1,229	29,614	0	8,132	8,132	37,746
Domestic Relations (DR)	10,828	0	10,828	0	0	0	10,828
Reciprocal Support (RS)	579	0	579	0	0	0	579
Mental Health (MH)	543	0	543	0	0	0	543
Adoptions (AD)	1,586	0	1,586	0	0	0	1,586
Adoption History (AH)	0	0	0	0	0	0	0
Estates (ES/EU)	605	0	605	0	0	0	605
Guardianships (GU)	1,393	0	1,393	0	0	0	1,393
Trusts (TR)	29	0	29	0	0	0	29
Protective Orders (PO)	5,397	297	5,694	0	0	0	5,694
Miscellaneous (MI)	2,821	186	3,007	0	0	0	3,007
Total Civil	55,966	1,718	57,684	758	8,132	8,890	66,574
Total All Case Types	81,939	1,791	83,730	7,346	8,132	15,478	99,208

2006 Indiana Judicial Service Report

Dispositions by Bench Disposition

Case Type	Circuit, Superior, & Probate Courts	County Courts	Total Courts of Record	City & Town Courts	Marion County Small Claims	Total City, Town, & Small Claims	Total of All Courts
-----------	-------------------------------------	---------------	------------------------	--------------------	----------------------------	----------------------------------	---------------------

Criminal

Murder (MR)	0	0	0	0	0	0	0
Felony (CF)	253	0	253	0	0	0	253
Class A Felony (FA)	34	0	34	0	0	0	34
Class B Felony (FB)	149	0	149	0	0	0	149
Class C Felony (FC)	228	0	228	0	0	0	228
Class D Felony (FD)	591	51	642	0	0	0	642
Misdemeanor (CM)	1,553	6	1,559	2,786	0	2,786	4,345
Post Conviction Relief (PC)	210	7	217	1	0	1	218
Miscellaneous (MC)	13,346	73	13,419	219	0	219	13,638
Infraction (IF)	1,501	1	1,502	1,648	0	1,648	3,150
Ordinance Violation (OV/OE)	386	0	386	585	0	585	971
Total Criminal	18,251	138	18,389	5,239	0	5,239	23,628

Juvenile

CHINS (JC)	1,267	0	1,267	0	0	0	1,267
Delinquency (JD)	2,793	0	2,793	0	0	0	2,793
Status (JS)	1,391	0	1,391	0	0	0	1,391
Paternity (JP)	5,804	0	5,804	0	0	0	5,804
Miscellaneous (JM)	4,865	0	4,865	0	0	0	4,865
Term. Parental Rights (JT)	355	0	355	0	0	0	355
Total Juvenile	16,475	0	16,475	0	0	0	16,475

Civil

Plenary (CP/PL)	2,304	2	2,306	32	0	32	2,338
Mortgage Foreclosure (MF)	3,751	0	3,751	0	0	0	3,751
Civil Collections (CC)	4,626	95	4,721	0	0	0	4,721
Tort (CT)	680	0	680	0	0	0	680
Small Claims (SC)	29,674	1,688	31,362	0	6,033	6,033	37,395
Domestic Relations (DR)	18,264	0	18,264	0	0	0	18,264
Reciprocal Support (RS)	803	0	803	0	0	0	803
Mental Health (MH)	1,301	0	1,301	33	0	33	1,334
Adoptions (AD)	512	0	512	0	0	0	512
Adoption History (AH)	1	0	1	0	0	0	1
Estates (ES/EU)	1,259	0	1,259	0	0	0	1,259
Guardianships (GU)	585	0	585	0	0	0	585
Trusts (TR)	55	0	55	0	0	0	55
Protective Orders (PO)	11,265	11	11,276	0	0	0	11,276
Miscellaneous (MI)	3,948	89	4,037	1	0	1	4,038
Total Civil	79,028	1,885	80,913	66	6,033	6,099	87,012
Total All Case Types	113,754	2,023	115,777	5,305	6,033	11,338	127,115

Dispositions by Dismissal

Case Type	Circuit, Superior, & Probate Courts	County Courts	Total Courts of Record	City & Town Courts	Marion County Small Claims	Total City, Town, & Small Claims	Total of All Courts
-----------	-------------------------------------	---------------	------------------------	--------------------	----------------------------	----------------------------------	---------------------

Criminal

Murder (MR)	28	0	28	0	0	0	28
Felony (CF)	409	6	415	0	0	0	415
Class A Felony (FA)	420	0	420	0	0	0	420
Class B Felony (FB)	777	0	777	0	0	0	777
Class C Felony (FC)	1,358	0	1,358	0	0	0	1,358
Class D Felony (FD)	10,293	219	10,512	1	0	1	10,513
Misdemeanor (CM)	47,254	622	47,876	13,042	0	13,042	60,918
Post Conviction Relief (PC)	168	0	168	1	0	1	169
Miscellaneous (MC)	3,484	0	3,484	25	0	25	3,509
Infraction (IF)	41,560	1,692	43,252	27,764	0	27,764	71,016
Ordinance Violation (OV/OE)	8,834	8	8,842	8,722	0	8,722	17,564
Total Criminal	114,585	2,547	117,132	49,555	0	49,555	166,687

Juvenile

CHINS (JC)	2,597	0	2,597	0	0	0	2,597
Delinquency (JD)	4,459	0	4,459	0	0	0	4,459
Status (JS)	1,483	0	1,483	0	0	0	1,483
Paternity (JP)	2,786	0	2,786	0	0	0	2,786
Miscellaneous (JM)	976	0	976	0	0	0	976
Term. Parental Rights (JT)	904	0	904	0	0	0	904
Total Juvenile	13,205	0	13,205	0	0	0	13,205

Civil

Plenary (CP/PL)	7,786	7	7,793	2,556	0	2,556	10,349
Mortgage Foreclosure (MF)	9,202	0	9,202	0	0	0	9,202
Civil Collections (CC)	12,435	221	12,656	791	0	791	13,447
Tort (CT)	8,088	0	8,088	434	0	434	8,522
Small Claims (SC)	61,977	1,510	63,487	0	23,079	23,079	86,566
Domestic Relations (DR)	5,642	0	5,642	0	0	0	5,642
Reciprocal Support (RS)	592	0	592	0	0	0	592
Mental Health (MH)	1,436	0	1,436	0	0	0	1,436
Adoptions (AD)	133	0	133	0	0	0	133
Adoption History (AH)	2	0	2	0	0	0	2
Estates (ES/EU)	179	0	179	0	0	0	179
Guardianships (GU)	461	0	461	0	0	0	461
Trusts (TR)	15	0	15	0	0	0	15
Protective Orders (PO)	8,104	86	8,190	0	0	0	8,190
Miscellaneous (MI)	1,765	22	1,787	33	0	33	1,820
Total Civil	117,817	1,846	119,663	3,814	23,079	26,893	146,556
Total All Case Types	245,607	4,393	250,000	53,369	23,079	76,448	326,448

2006 Indiana Judicial Service Report

Dispositions by Guilty Plea/Admission and Default

Case Type	Circuit, Superior, & Probate Courts	County Courts	Total Courts of Record	City & Town Courts	Marion County Small Claims	Total City, Town, & Small Claims	Total of All Courts
Criminal							
Murder (MR)	105	0	105	0	0	0	105
Felony (CF)	293	1	294	0	0	0	294
Class A Felony (FA)	1,917	0	1,917	0	0	0	1,917
Class B Felony (FB)	4,632	0	4,632	0	0	0	4,632
Class C Felony (FC)	7,883	0	7,883	0	0	0	7,883
Class D Felony (FD)	33,000	848	33,848	0	0	0	33,848
Misdemeanor (CM)	81,519	764	82,283	20,647	0	20,647	102,930
Post Conviction Relief (PC)	0	0	0	0	0	0	0
Miscellaneous (MC)	55	0	55	1	0	1	56
Infraction (IF)	178,755	0	178,755	57,276	0	57,276	236,031
Ordinance Violation (OV/OE)	37,693	0	37,693	8,124	0	8,124	45,817
Total Criminal	345,852	1,613	347,465	86,048	0	86,048	433,513
Juvenile							
CHINS (JC)	2,834	0	2,834	0	0	0	2,834
Delinquency (JD)	12,195	0	12,195	0	0	0	12,195
Status (JS)	2,096	0	2,096	0	0	0	2,096
Paternity (JP)	1,801	0	1,801	0	0	0	1,801
Miscellaneous (JM)	219	0	219	0	0	0	219
Term. Parental Rights (JT)	64	0	64	0	0	0	64
Total Juvenile	19,209	0	19,209	0	0	0	19,209
Civil							
Plenary (CP/PL)	4,352	9	4,361	2,280	0	2,280	6,641
Mortgage Foreclosure (MF)	24,470	0	24,470	0	0	0	24,470
Civil Collections (CC)	35,051	465	35,516	1,424	0	1,424	36,940
Tort (CT)	1,275	1	1,276	1,228	0	1,228	2,504
Small Claims (SC)	75,582	2,668	78,250	0	30,792	30,792	109,042
Domestic Relations (DR)	365	0	365	0	0	0	365
Reciprocal Support (RS)	65	0	65	0	0	0	65
Mental Health (MH)	3	0	3	0	0	0	3
Adoptions (AD)	4	0	4	0	0	0	4
Adoption History (AH)	0	0	0	0	0	0	0
Estates (ES/EU)	53	0	53	0	0	0	53
Guardianships (GU)	73	0	73	0	0	0	73
Trusts (TR)	1	0	1	0	0	0	1
Protective Orders (PO)	436	0	436	0	0	0	436
Miscellaneous (MI)	1,057	0	1,057	0	0	0	1,057
Total Civil	142,787	3,143	145,930	4,932	30,792	35,724	181,654
Total All Case Types	507,848	4,756	512,604	90,980	30,792	121,772	634,376

Dispositions by Deferred/Diverted

Case Type	Circuit, Superior, & Probate Courts	County Courts	Total Courts of Record	City & Town Courts	Marion County Small Claims	Total City, Town, & Small Claims	Total of All Courts
Criminal							
Murder (MR)	1	0	1	0	0	0	1
Felony (CF)	3	0	3	0	0	0	3
Class A Felony (FA)	13	0	13	0	0	0	13
Class B Felony (FB)	35	0	35	0	0	0	35
Class C Felony (FC)	59	0	59	0	0	0	59
Class D Felony (FD)	747	0	747	0	0	0	747
Misdemeanor (CM)	13,234	318	13,552	5,653	0	5,653	19,205
Post Conviction Relief (PC)	0	0	0	0	0	0	0
Miscellaneous (MC)	0	0	0	0	0	0	0
Infraction (IF)	41,274	2	41,276	20,742	0	20,742	62,018
Ordinance Violation (OV/OE)	2,459	0	2,459	3,613	0	3,613	6,072
Total Criminal	57,825	320	58,145	30,008	0	30,008	88,153
Juvenile							
CHINS (JC)	0	0	0	0	0	0	0
Delinquency (JD)	0	0	0	0	0	0	0
Status (JS)	0	0	0	0	0	0	0
Paternity (JP)	0	0	0	0	0	0	0
Miscellaneous (JM)	0	0	0	0	0	0	0
Term. Parental Rights (JT)	0	0	0	0	0	0	0
Total Juvenile	0	0	0	0	0	0	0
Civil							
Plenary (CP/PL)	0	0	0	0	0	0	0
Mortgage Foreclosure (MF)	0	0	0	0	0	0	0
Civil Collections (CC)	0	0	0	0	0	0	0
Tort (CT)	0	0	0	0	0	0	0
Small Claims (SC)	0	0	0	0	0	0	0
Domestic Relations (DR)	0	0	0	0	0	0	0
Reciprocal Support (RS)	0	0	0	0	0	0	0
Mental Health (MH)	0	0	0	0	0	0	0
Adoptions (AD)	0	0	0	0	0	0	0
Adoption History (AH)	0	0	0	0	0	0	0
Estates (ES/EU)	0	0	0	0	0	0	0
Guardianships (GU)	0	0	0	0	0	0	0
Trusts (TR)	0	0	0	0	0	0	0
Protective Orders (PO)	0	0	0	0	0	0	0
Miscellaneous (MI)	0	0	0	0	0	0	0
Total Civil	0	0	0	0	0	0	0
Total All Case Types	57,825	320	58,145	30,008	0	30,008	88,153

2006 Indiana Judicial Service Report

Dispositions by Violations Bureau and Closed

Case Type	Circuit, Superior, & Probate Courts	County Courts	Total Courts of Record	City & Town Courts	Marion County Small Claims	Total City, Town, & Small Claims	Total of All Courts
-----------	-------------------------------------	---------------	------------------------	--------------------	----------------------------	----------------------------------	---------------------

Criminal

Murder (MR)	0	0	0	0	0	0	0
Felony (CF)	0	0	0	0	0	0	0
Class A Felony (FA)	0	0	0	0	0	0	0
Class B Felony (FB)	0	0	0	0	0	0	0
Class C Felony (FC)	0	0	0	0	0	0	0
Class D Felony (FD)	0	0	0	0	0	0	0
Misdemeanor (CM)	133	0	133	220	0	220	353
Post Conviction Relief (PC)	0	0	0	0	0	0	0
Miscellaneous (MC)	4,322	0	4,322	7	0	7	4,329
Infraction (IF)	168,087	5,973	174,060	81,303	0	81,303	255,363
Ordinance Violation (OV/OE)	7,334	0	7,334	6,488	0	6,488	13,822
Total Criminal	179,876	5,973	185,849	88,018	0	88,018	273,867

Juvenile

CHINS (JC)	1	0	1	0	0	0	1
Delinquency (JD)	2	0	2	0	0	0	2
Status (JS)	0	0	0	0	0	0	0
Paternity (JP)	3	0	3	0	0	0	3
Miscellaneous (JM)	0	0	0	0	0	0	0
Term. Parental Rights (JT)	0	0	0	0	0	0	0
Total Juvenile	6	0	6	0	0	0	6

Civil

Plenary (CP/PL)	0	0	0	0	0	0	0
Mortgage Foreclosure (MF)	0	0	0	0	0	0	0
Civil Collections (CC)	0	0	0	0	0	0	0
Tort (CT)	0	0	0	0	0	0	0
Small Claims (SC)	0	0	0	0	0	0	0
Domestic Relations (DR)	0	0	0	0	0	0	0
Reciprocal Support (RS)	0	0	0	0	0	0	0
Mental Health (MH)	2,209	0	2,209	0	0	0	2,209
Adoptions (AD)	970	0	970	0	0	0	970
Adoption History (AH)	2	0	2	0	0	0	2
Estates (ES/EU)	11,285	0	11,285	0	0	0	11,285
Guardianships (GU)	2,760	0	2,760	0	0	0	2,760
Trusts (TR)	121	0	121	0	0	0	121
Protective Orders (PO)	0	0	0	0	0	0	0
Miscellaneous (MI)	0	0	0	0	0	0	0
Total Civil	17,347	0	17,347	0	0	0	17,347
Total All Case Types	197,229	5,973	203,202	88,018	0	88,018	291,220

Dispositions by Failure to Appear/Pay

Case Type	Circuit, Superior, & Probate Courts	County Courts	Total Courts of Record	City & Town Courts	Marion County Small Claims	Total City, Town, & Small Claims	Total of All Courts
Criminal							
Murder (MR)	0	0	0	0	0	0	0
Felony (CF)	0	0	0	0	0	0	0
Class A Felony (FA)	0	0	0	0	0	0	0
Class B Felony (FB)	0	0	0	0	0	0	0
Class C Felony (FC)	0	0	0	0	0	0	0
Class D Felony (FD)	0	0	0	0	0	0	0
Misdemeanor (CM)	0	0	0	0	0	0	0
Post Conviction Relief (PC)	0	0	0	0	0	0	0
Miscellaneous (MC)	0	0	0	0	0	0	0
Infraction (IF)	59,861	247	60,108	34,853	0	34,853	94,961
Ordinance Violation (OV/OE)	2,532	0	2,532	4,587	0	4,587	7,119
Total Criminal	62,393	247	62,640	39,440	0	39,440	102,080
Juvenile							
CHINS (JC)	0	0	0	0	0	0	0
Delinquency (JD)	0	0	0	0	0	0	0
Status (JS)	0	0	0	0	0	0	0
Paternity (JP)	0	0	0	0	0	0	0
Miscellaneous (JM)	0	0	0	0	0	0	0
Term. Parental Rights (JT)	0	0	0	0	0	0	0
Total Juvenile	0	0	0	0	0	0	0
Civil							
Plenary (CP/PL)	0	0	0	0	0	0	0
Mortgage Foreclosure (MF)	0	0	0	0	0	0	0
Civil Collections (CC)	0	0	0	0	0	0	0
Tort (CT)	0	0	0	0	0	0	0
Small Claims (SC)	0	0	0	0	0	0	0
Domestic Relations (DR)	0	0	0	0	0	0	0
Reciprocal Support (RS)	0	0	0	0	0	0	0
Mental Health (MH)	0	0	0	0	0	0	0
Adoptions (AD)	0	0	0	0	0	0	0
Adoption History (AH)	0	0	0	0	0	0	0
Estates (ES/EU)	0	0	0	0	0	0	0
Guardianships (GU)	0	0	0	0	0	0	0
Trusts (TR)	0	0	0	0	0	0	0
Protective Orders (PO)	0	0	0	0	0	0	0
Miscellaneous (MI)	0	0	0	0	0	0	0
Total Civil	0	0	0	0	0	0	0
Total All Case Types	62,393	247	62,640	39,440	0	39,440	102,080

2006 Indiana Judicial Service Report

Dispositions by Other Methods

Case Type	Circuit, Superior, & Probate Courts	County Courts	Total Courts of Record	City & Town Courts	Marion County Small Claims	Total City, Town, & Small Claims	Total of All Courts
-----------	-------------------------------------	---------------	------------------------	--------------------	----------------------------	----------------------------------	---------------------

Criminal

Murder (MR)	2	0	2	0	0	0	2
Felony (CF)	15	0	15	0	0	0	15
Class A Felony (FA)	8	0	8	0	0	0	8
Class B Felony (FB)	46	0	46	0	0	0	46
Class C Felony (FC)	74	0	74	0	0	0	74
Class D Felony (FD)	441	0	441	0	0	0	441
Misdemeanor (CM)	1,462	0	1,462	399	0	399	1,861
Post Conviction Relief (PC)	233	0	233	0	0	0	233
Miscellaneous (MC)	4,134	0	4,134	0	0	0	4,134
Infraction (IF)	1,061	0	1,061	211	0	211	1,272
Ordinance Violation (OV/OE)	116	0	116	1,198	0	1,198	1,314
Total Criminal	7,592	0	7,592	1,808	0	1,808	9,400

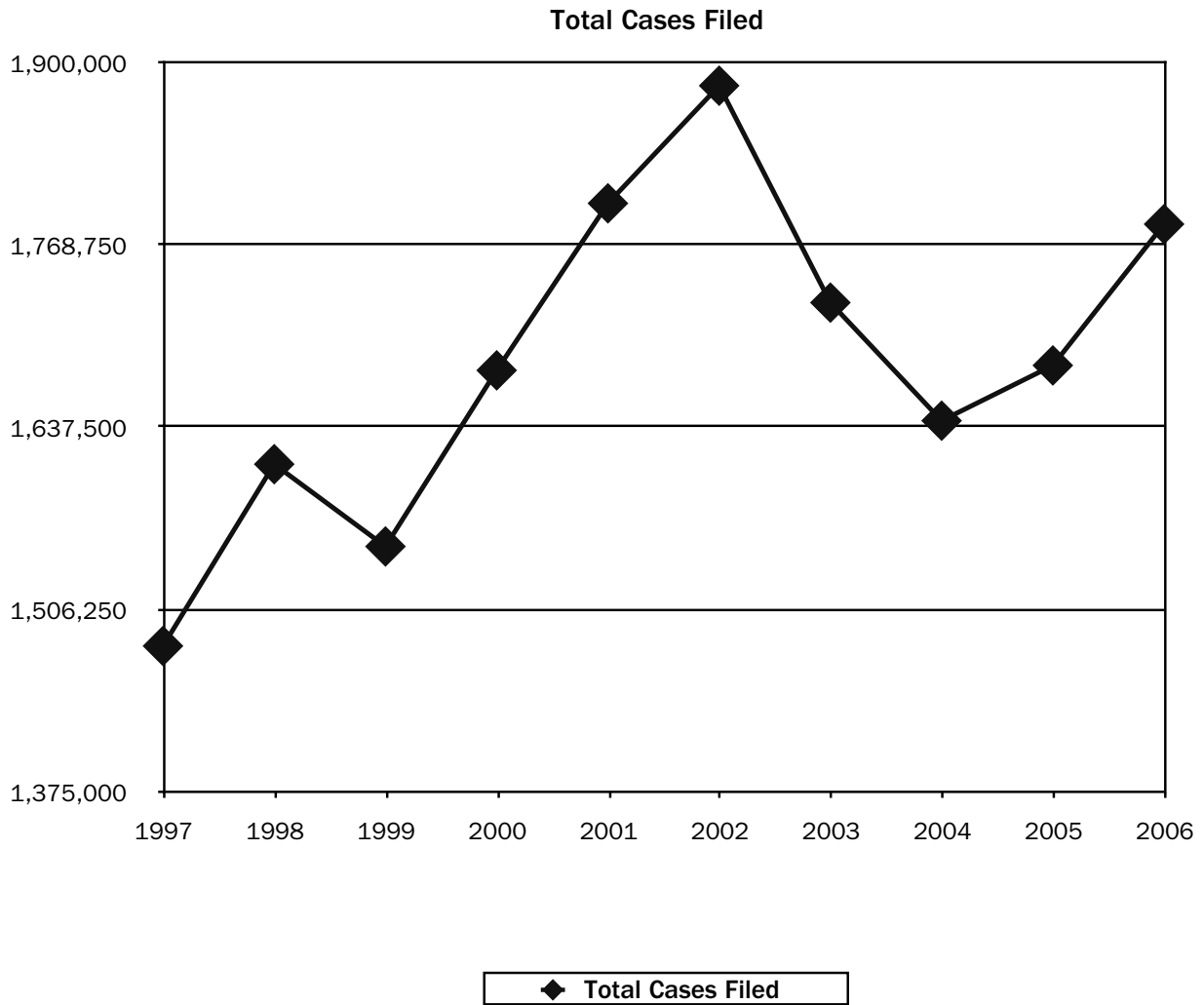
Juvenile

CHINS (JC)	278	0	278	0	0	0	278
Delinquency (JD)	2,163	0	2,163	0	0	0	2,163
Status (JS)	955	0	955	0	0	0	955
Paternity (JP)	1,760	0	1,760	0	0	0	1,760
Miscellaneous (JM)	2,154	0	2,154	0	0	0	2,154
Term. Parental Rights (JT)	108	0	108	0	0	0	108
Total Juvenile	7,418	0	7,418	0	0	0	7,418

Civil

Plenary (CP/PL)	1,105	0	1,105	859	0	859	1,964
Mortgage Foreclosure (MF)	1,044	0	1,044	0	0	0	1,044
Civil Collections (CC)	633	0	633	537	0	537	1,170
Tort (CT)	334	0	334	312	0	312	646
Small Claims (SC)	4,632	0	4,632	0	5,066	5,066	9,698
Domestic Relations (DR)	1,157	0	1,157	0	0	0	1,157
Reciprocal Support (RS)	188	0	188	0	0	0	188
Mental Health (MH)	345	0	345	0	0	0	345
Adoptions (AD)	39	0	39	0	0	0	39
Adoption History (AH)	14	0	14	0	0	0	14
Estates (ES/EU)	298	0	298	0	0	0	298
Guardianships (GU)	181	0	181	0	0	0	181
Trusts (TR)	4	0	4	0	0	0	4
Protective Orders (PO)	821	0	821	0	0	0	821
Miscellaneous (MI)	719	0	719	0	0	0	719
Total Civil	11,514	0	11,514	1,708	5,066	6,774	18,288
Total All Case Types	26,524	0	26,524	3,516	5,066	8,582	35,106

STATISTICAL TRENDS

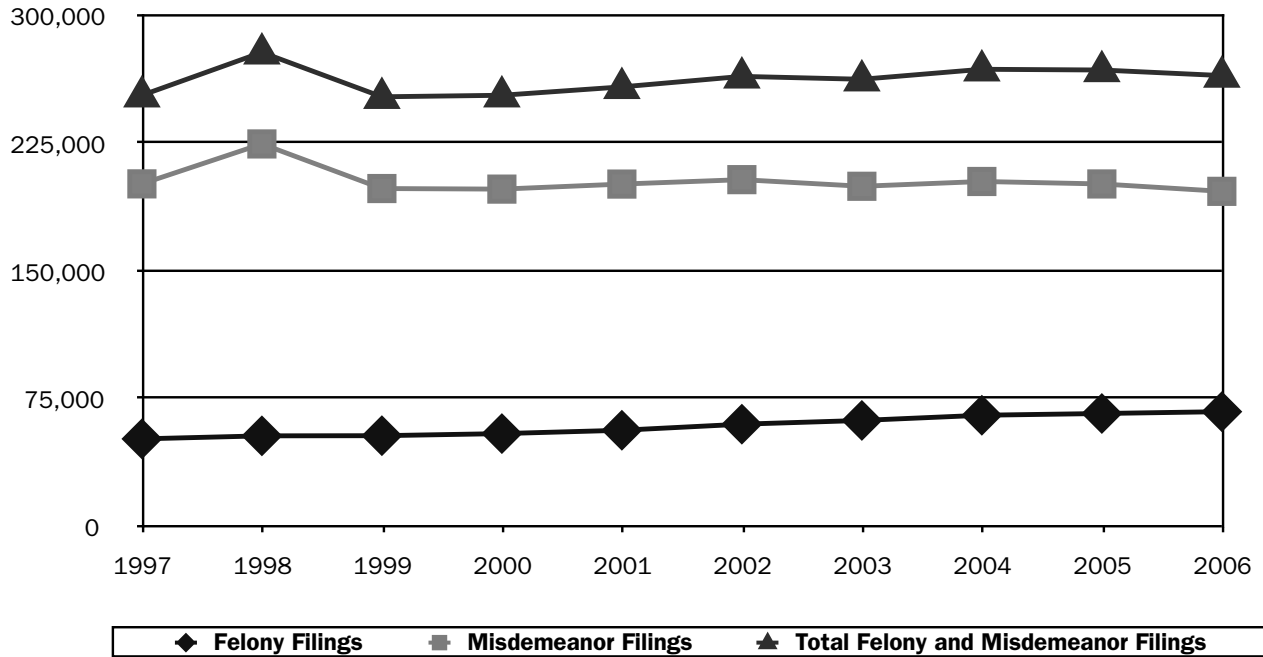


1997	1998	1999	2000	2001	2002	2003	2004	2005	2006
1,480,822	1,611,637	1,552,439	1,679,153	1,799,330	1,883,975	1,727,883	1,642,930	1,682,700	1,784,359

1997 to 2001		2002 to 2006	
22%	Increase in Cases Filed	-5%	Decrease in Cases Filed

1997 to 2006	
20%	Increase in Cases Filed

FELONY AND MISDEMEANOR CASE FILINGS

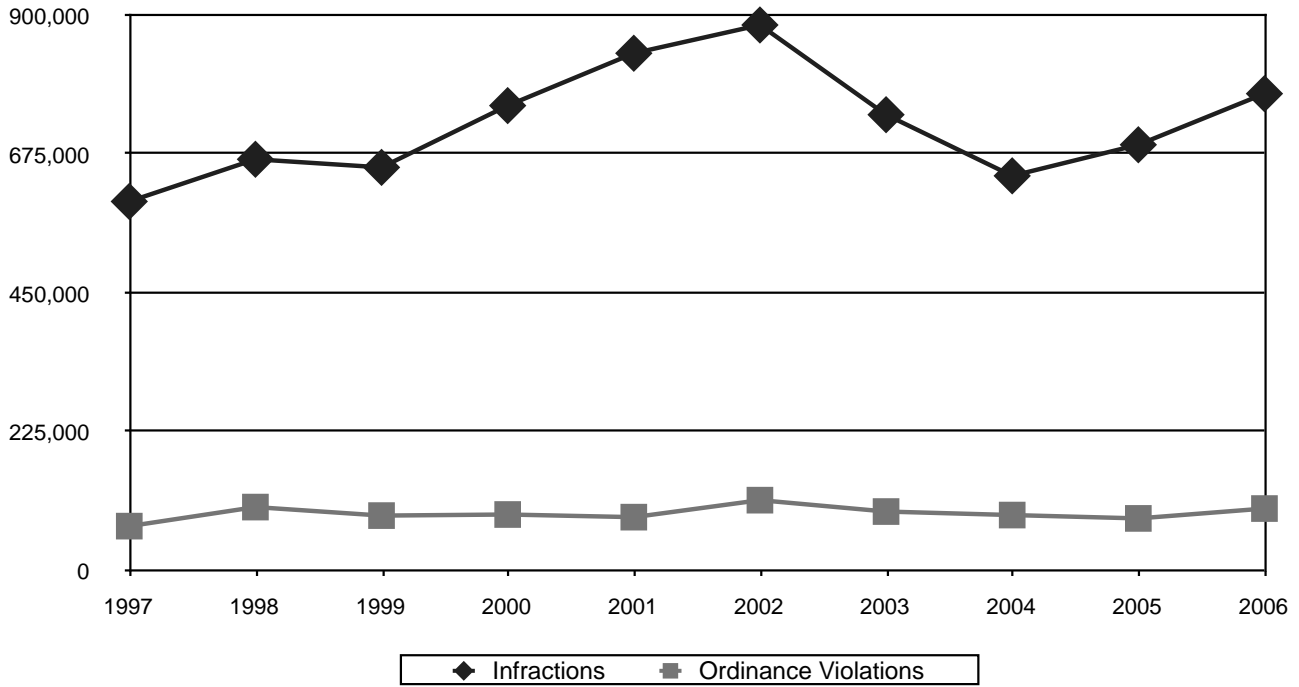


	1997	1998	1999	2000	2001	2002	2003	2004	2005	2006
Felony	52,014	53,786	53,882	55,108	57,077	60,639	62,840	65,887	66,911	67,987
Misdemeanor	201,761	225,207	199,016	198,680	201,639	204,239	200,347	203,161	201,711	197,372
Total Felonies and Misdemeanors	253,775	278,993	252,898	253,788	258,716	264,878	263,187	269,048	268,622	265,359

	1997 to 2001	2002 to 2006
Felony	10% Increase in Filings	12% Increase in Filings
Misdemeanor	-0.06% Decrease in Filings	-3% Decrease in Filings
Total Felonies and Misdemeanors	2% Increase in Filings	0.18% Increase in Filings

	1997 to 2006
Felony	31% Increase in Filings
Misdemeanor	-2.18% Decrease in Filings
Total Felonies and Misdemeanors	5% Increase in Filings

INFRACTIONS AND ORDINANCE VIOLATIONS

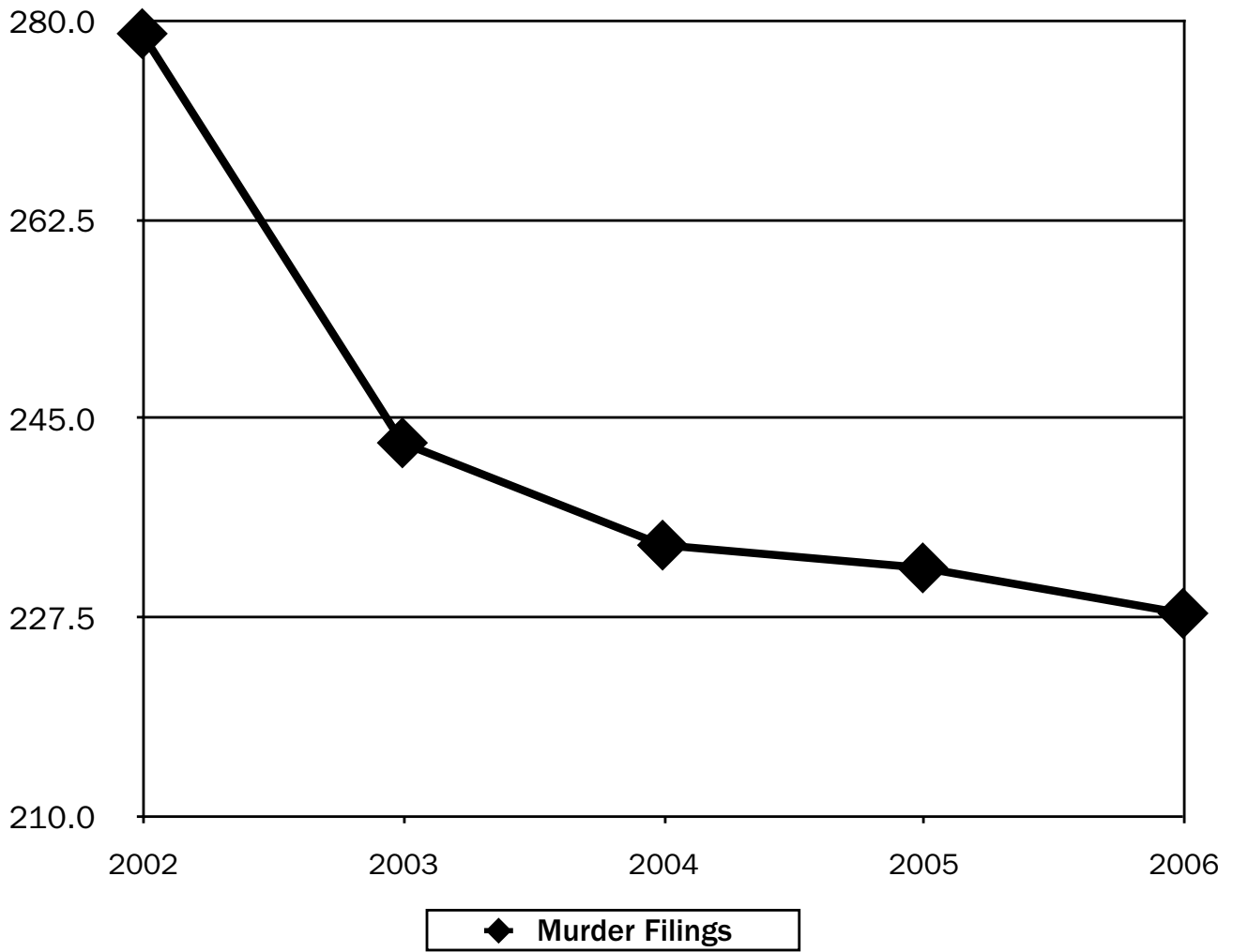


	1997	1998	1999	2000	2001	2002	2003	2004	2005	2006
Infractions	599,638	667,974	654,838	754,933	839,762	885,562	740,201	641,144	691,506	774,286
Ordinance Violations	73,574	104,435	90,648	92,409	88,121	115,638	97,205	91,521	86,084	102,065

	1997 to 2001	2002 to 2006
Infractions	40% Increase in Cases Filed	-13% Decrease in Cases Filed
Ordinance Violations	20% Increase in Cases Filed	-12% Decrease in Cases Filed

	1997 to 2006
Infractions	29% Increase in Cases Filed
Ordinance Violations	39% Increase in Cases Filed

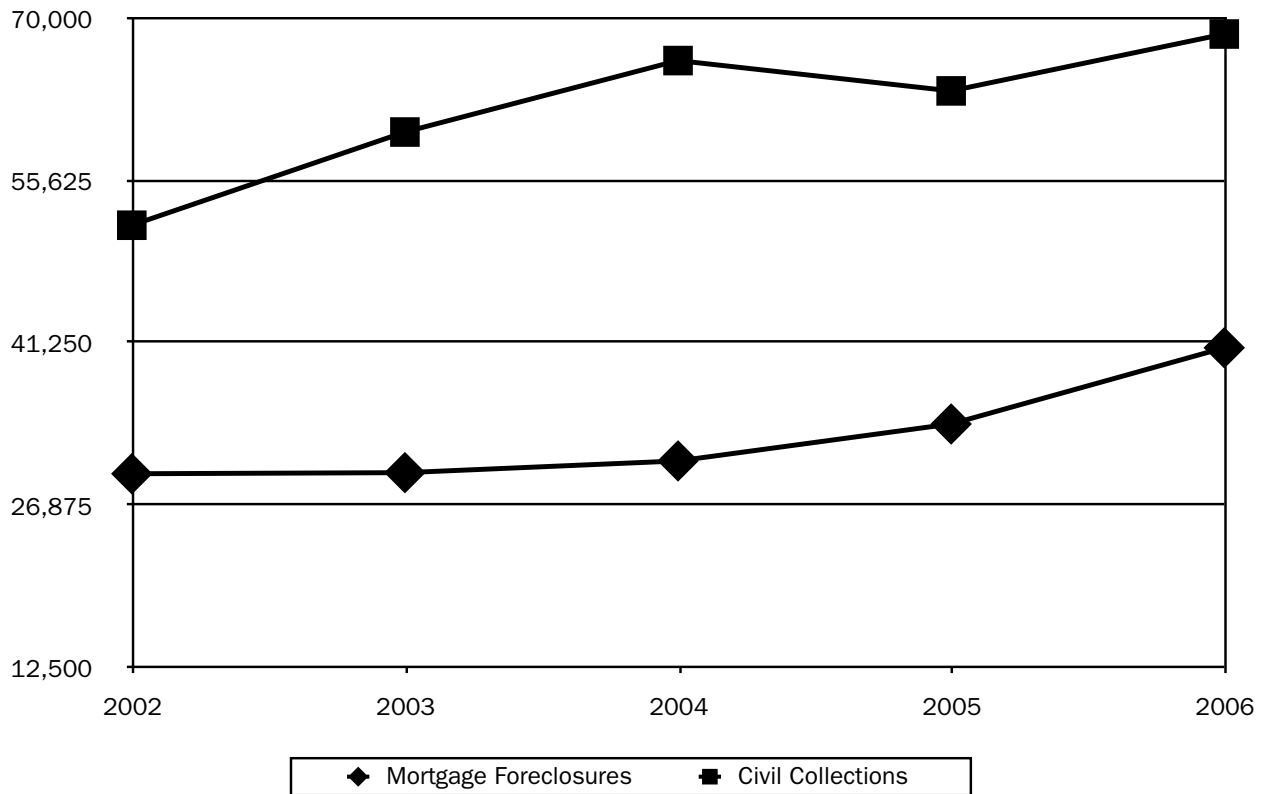
MURDER FILINGS



Murder Filings 18% Decrease in Filings

2002	2003	2004	2005	2006
279	243	234	232	228

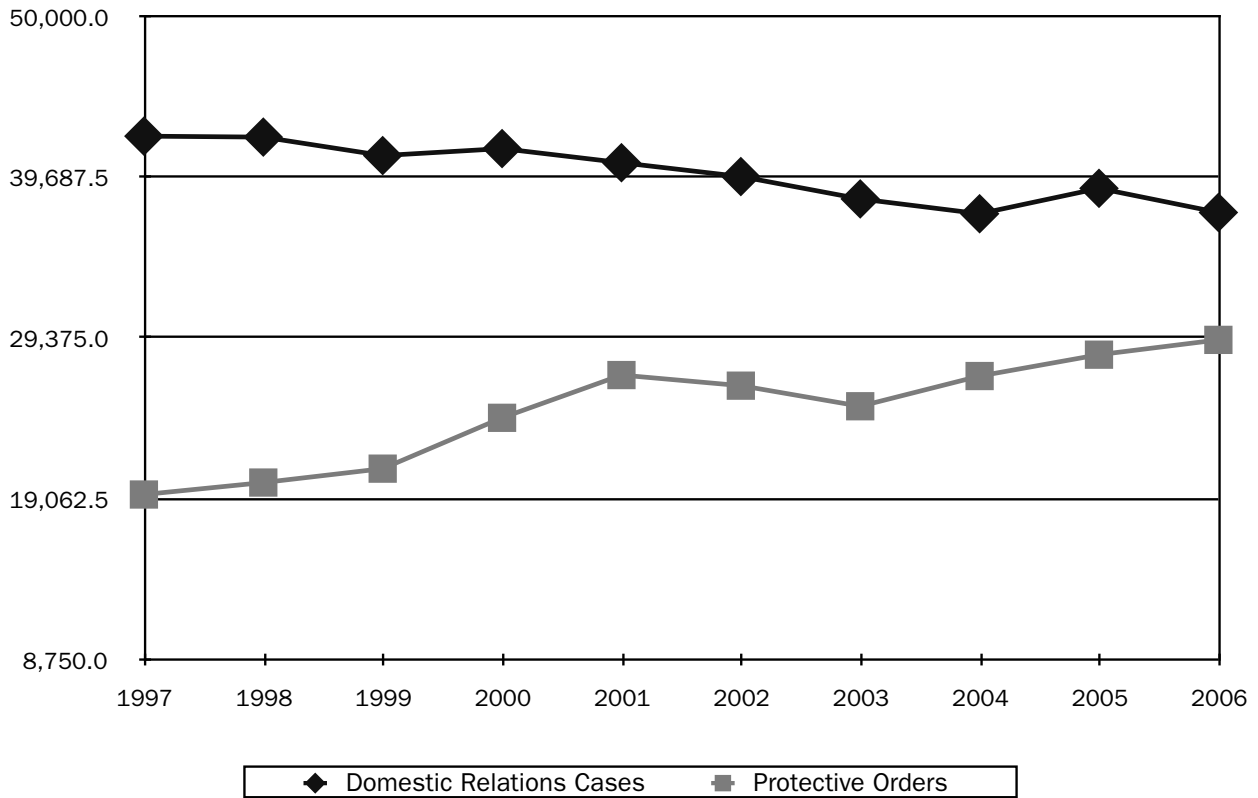
FINANCIAL CASE FILINGS



	2002	2003	2004	2005	2006
Mortgage Foreclosure	29,731	29,827	30,867	34,142	40,896
Civil Collections	51,760	60,021	66,355	63,667	68,709

	2002 to 2006	
Mortgage Foreclosure	38%	Increase in Filings
Civil Collections	33%	Increase in Filings

DOMESTIC RELATIONS AND PROTECTIVE ORDERS

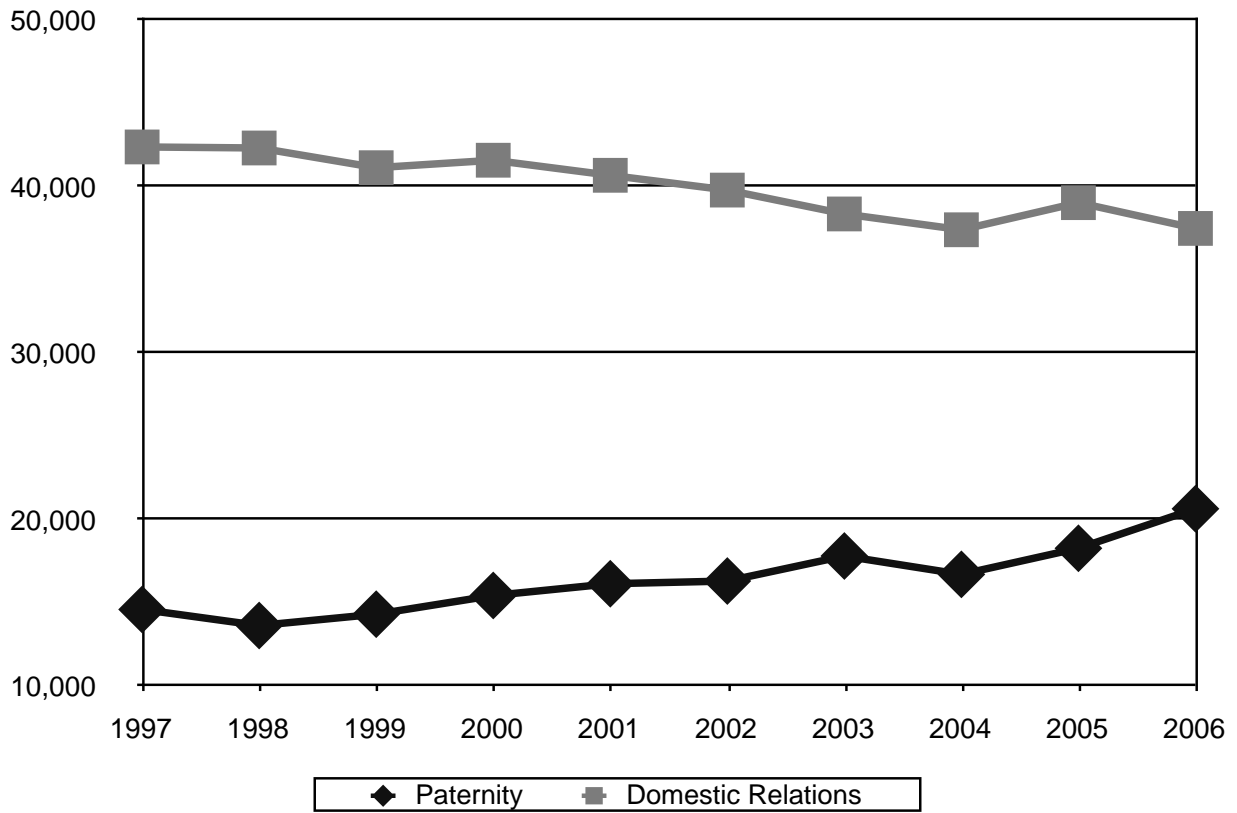


	1997	1998	1999	2000	2001	2002	2003	2004	2005	2006
Domestic Relations	42,385	42,323	41,139	41,587	40,682	39,794	38,360	37,410	39,039	37,491
Protective Orders	19,408	20,175	21,066	24,326	27,067	26,387	25,067	27,004	28,373	29,323

	1997 to 2001	2001 to 2006
Domestic Relations	-4% Decrease in Cases Filed	-6% Decrease in Cases Filed
Protective Orders	39% Increase in Cases Filed	11% Increase in Cases Filed

	1997 to 2006
Domestic Relations	-12% Decrease in Cases Filed
Protective Orders	51% Increase in Cases Filed

DOMESTIC RELATIONS AND PATERNITY

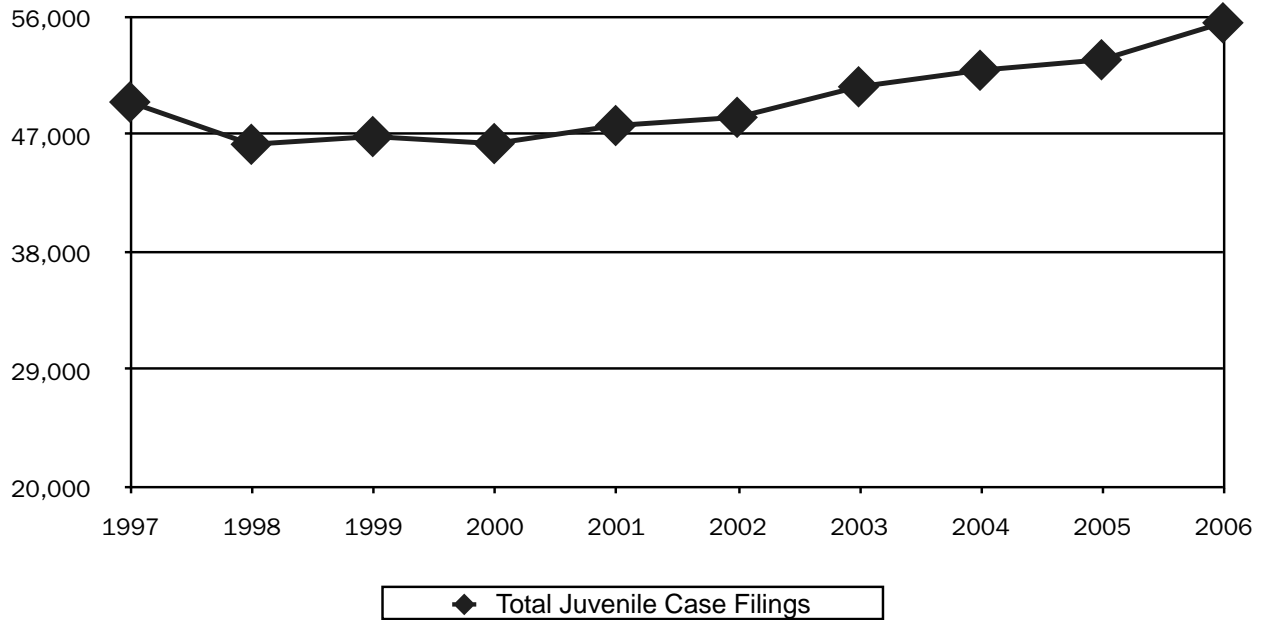


	1997	1998	1999	2000	2001	2002	2003	2004	2005	2006
Paternity	14,602	13,638	14,318	15,442	16,147	16,310	17,813	16,710	18,277	20,651
Domestic Relations	42,385	42,323	41,139	41,587	40,682	39,794	38,360	37,410	39,039	37,491

	1997 to 2001	2002 to 2006
Paternity	11% Increase in Filings	27% Increase in Filings
Domestic Relations	-4% Decrease in Filings	-6% Decrease in Filings

	1997 to 2006
Paternity	41% Increase in Filings
Domestic Relations	-12% Decrease in Filings

TOTAL JUVENILE CASE FILINGS

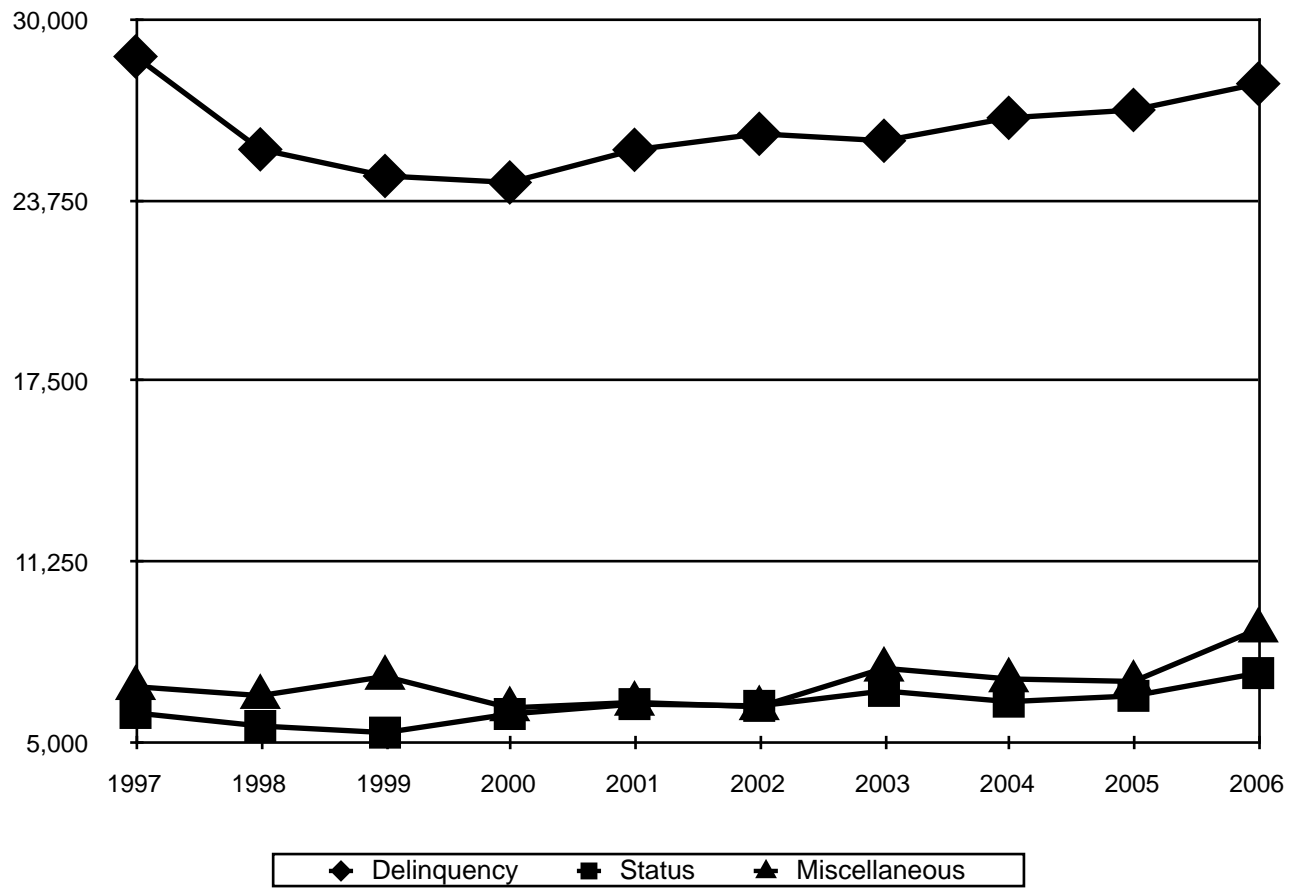


	1997	1998	1999	2000	2001	2002	2003	2004	2005	2006
Delinquency	28,775	25,563	24,643	24,419	25,547	26,101	25,861	26,653	26,926	27,835
Status	6,069	5,618	5,389	6,033	6,375	6,314	6,832	6,460	6,661	7,448
Miscellaneous	6,977	6,669	7,331	6,244	6,434	6,281	7,615	7,245	7,159	8,969
CHINS	6,854	7,236	7,772	8,080	7,888	8,215	8,655	9,574	9,865	8,861
Termination of Parental Rights	920	1,271	1,816	1,637	1,551	1,513	1,801	2,097	2,224	2,553
Paternity	14,602	13,638	14,318	15,442	16,147	16,310	17,813	16,710	18,277	20,651
Total Juvenile Cases Filed	64,197	59,995	61,269	61,855	63,942	64,734	68,577	68,739	71,112	76,317

1997 to 2001		2002 to 2006	
1%	Decrease in filings	18%	Increase in filings

1997 to 2006	
19%	Increase in Filings

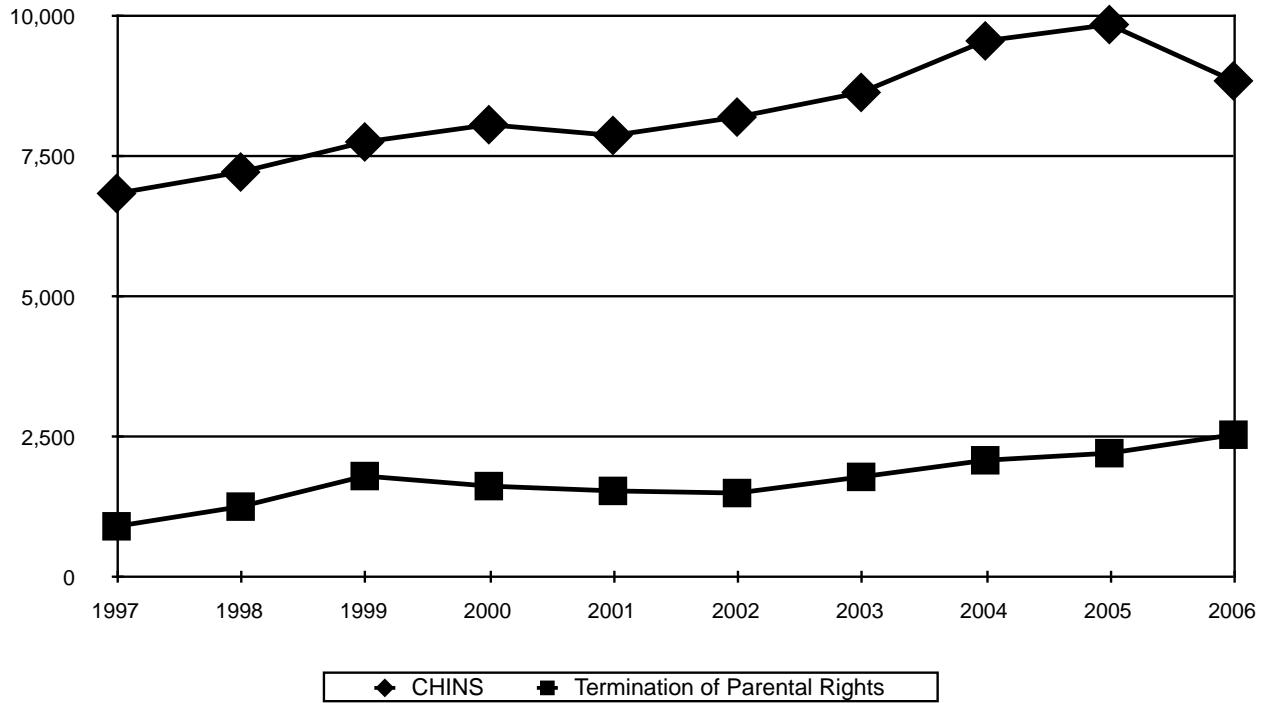
DELINQUENCY, STATUS AND MISCELLANEOUS CASES FILED



	1997	1998	1999	2000	2001	2002	2003	2004	2005	2006
Delinquency	28,775	25,563	24,643	24,419	25,547	26,101	25,861	26,653	26,926	27,835
Status	6,069	5,618	5,389	6,033	6,375	6,314	6,832	6,460	6,661	7,448
Miscellaneous	6,977	6,669	7,331	6,244	6,434	6,281	7,615	7,245	7,159	8,969

	1997 to 2001		2002 to 2006	
Delinquency	-11%	Decrease in Filings	7%	Increase in Filings
Status	5%	Increase in Filings	18%	Increase in Filings
Miscellaneous	-8%	Decrease in Filings	43%	Increase in Filings

CHINS AND TERMINATION OF PARENTAL RIGHTS

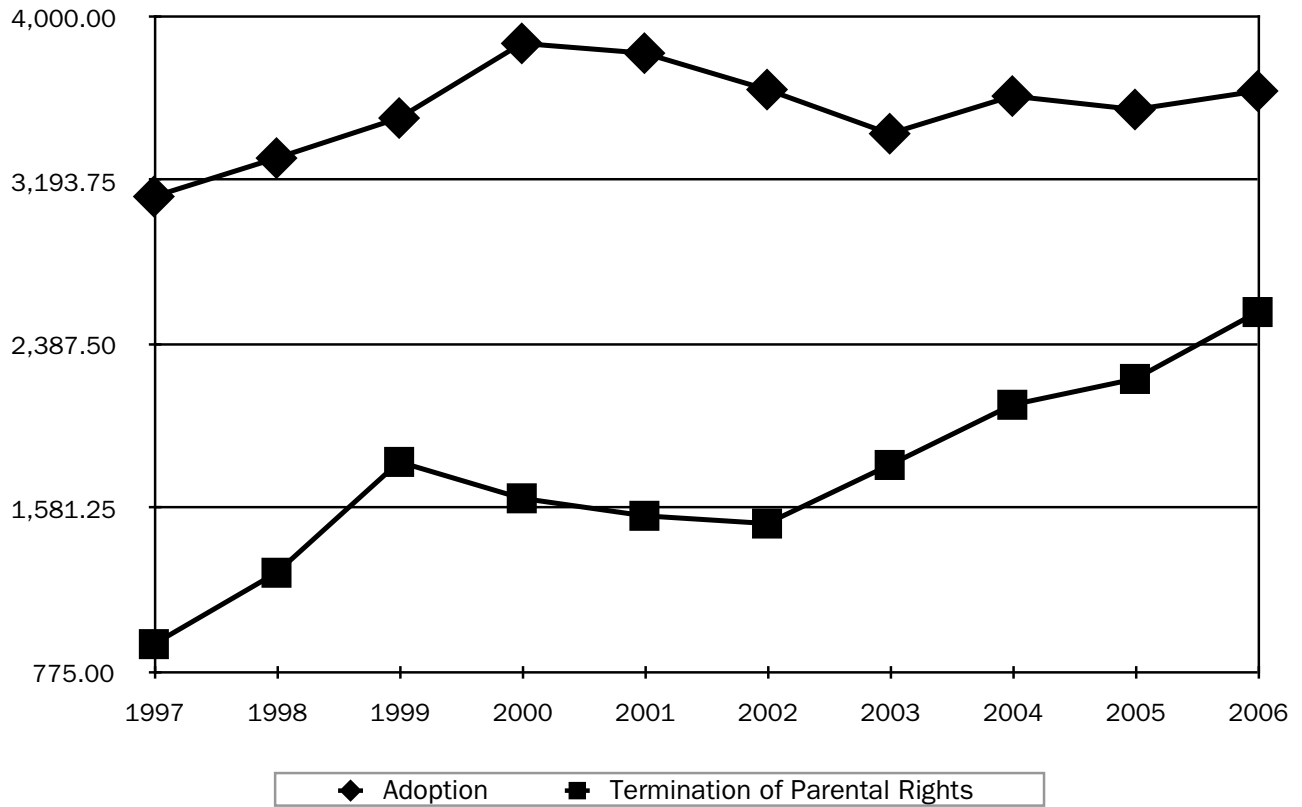


	1997	1998	1999	2000	2001	2002	2003	2004	2005	2006
CHINS	6,854	7,236	7,772	8,080	7,888	8,215	8,655	9,574	9,865	8,861
Termination of Parental Rights	920	1,271	1,816	1,637	1,551	1,513	1,801	2,097	2,224	2,553

	1997 to 2001		2002 to 2006	
CHINS	15.1%	Increase in Filings	7.9%	Increase in Filings
Termination of Parental Rights	68.6%	Increase in Filings	68.7%	Increase in Filings

	1997 to 2006	
CHINS	29.3%	Increase in Filings
Termination of Parental Rights	177.5%	Increase in Filings

TERMINATION OF PARENTAL RIGHTS AND ADOPTIONS



	1997	1998	1999	2000	2001	2002	2003	2004	2005	2006
Adoption	3,121	3,310	3,507	3,874	3,826	3,647	3,430	3,615	3,549	3,640
Termination of Parental Rights	920	1,271	1,816	1,637	1,551	1,513	1,801	2,097	2,224	2,553

	1997 to 2001	2002 to 2006
Adoption	23% Increase in Cases Filed	-0.19% Decrease in Cases Filed
Termination of Parental Rights	69% Increase in Cases Filed	69% Increase in Cases Filed

	1997 to 2006
Adoption	17% Increase in Cases Filed
Termination of Parental Rights	178% Increase in Cases Filed

CASES IN WHICH GUARDIANS AD LITEM/COURT APPOINTED SPECIAL ADVOCATES WERE APPOINTED

Indiana law requires the appointment of a Guardian *Ad Litem*/CASA in cases involving neglect and abuse of children. In addition, courts can and do appoint GAL/CASAs for children in divorce cases. This report reflects all GAL/CASA appointments during the year.

	1997	1998	1999	2000	2001	2002	2003	2004	2005	2006
Guardian Ad Litem/CASA Appointments	4,948	5,199	5,582	4,967	5,464	4,806	6,049	7,099	8,596	10,392

2006 GAL/CASA REPORT**2006 Volunteer Program Demographics**

County	Total Volunteers	Total Volunteer Hours	Staff	
			Full-time	Part-time
*Adams	0	0	0	0
Allen	80	14,702	4	0
^Bartholomew	154	25,905	7	4
*Benton	0	0	0	0
*Blackford	0	0	0	0
Boone	12	10,296	1	1
Brown	17	5,974	1	0
*Carroll	0	0	0	0
Cass	8	274	0	2
Clark	8	259	1	0
Clay	5	960	0	1
*Clinton	0	0	0	0
*Crawford	0	0	0	0
Daviess	0	0	0	0
Dearborn/Ohio	16	2,000	0	2
^Decatur	0	0	0	0
^DeKalb	51	22,965	3	0
Delaware	49	5,564	2	1
Dubois	17	1,845	0	1
Elkhart	56	9,446	2	3
Fayette	8	2,488	0	3
^Floyd	15	1,860	0	1
*Fountain	0	0	0	0
Franklin	0	0	0	0
Fulton	22	4,442	0	2
Gibson	29	4,540	2	0
Grant	30	6,060	2	0
Greene	36	6,226	2	1
Hamilton	55	8,040	0	1
^Hancock	55	32,485	1	4
Harrison	20	1,429	2	0
*Hendricks	0	0	0	0
^Henry	0	0	0	0
Howard	23	1,726	1	0
*Huntington	0	0	0	0
^Jackson	0	0	0	0

2006 Indiana Judicial Service Report

County	Total Volunteers	Total Volunteer Hours	Staff	
			Full-time	Part-time
*Jasper	0	0	0	0
*Jay	0	0	0	0
*Jefferson	14	970	0	3
^Jennings	0	0	0	0
Johnson	55	20,100	1	1
Knox	5	3,966	0	1
Kosciusko	43	10,455	1	2
^LaGrange	0	0	0	0
Lake	59	23,365	12	2
LaPorte	55	3,340	3	1
Lawrence	32	7,084	1	0
^Madison	0	0	0	0
Marion	299	18,903	22	3
Marshall	8	412	0	1
*Martin	0	0	0	0
Miami	28	3,480	2	0
Monroe	85	8,400	2	3
Montgomery	26	1,863	1	0
Morgan	21	4,680	2	0
*Newton	0	0	0	0
^Noble	0	0	0	0
^Ohio	0	0	0	0
*Orange	0	0	0	0
Owen	6	2,000	0	2
Parke	9	1,738	1	0
Perry	0	0	0	0
*Pike	0	0	0	0
Porter	81	6,849	3	0
*Posey	0	0	0	0
*Pulaski	0	0	0	1
Putnam	19	9,216	1	0
Randolph	10	1,192	0	1
Ripley	7	1,850	0	1
*Rush	0	0	0	0
Saint Joseph	93	11,178	4	0
*Scott	0	0	0	0
^Shelby	0	0	0	0
*Spencer	0	0	0	0

County	Total Volunteers	Total Volunteer Hours	Staff	
			Full-time	Part-time
Starke	13	5,130	0	1
^Steuben	0	0	0	0
Sullivan	0	0	0	0
Switzerland	4	690	0	1
Tippecanoe	122	12,600	1	5
*Tipton	0	0	0	0
*Union	0	0	0	0
Vanderburgh	90	7,399	3	2
*Vermillion	0	0	0	0
Vigo	31	5,215	1	0
Wabash	13	1,121	1	1
*Warren	0	0	0	0
Warrick	7	672	0	0
Washington	0	0	0	0
Wayne	7	368	1	0
*Wells	0	0	0	0
White	0	0	0	0
^Whitley	0	0	0	0
TOTALS	2,008	343,722	94	59

* Denotes counties where no volunteer program existed in 2006

^ Denotes multi-county programs

2006 GAL/CASA REPORT***2006 Case Types and Number of Children Served***

County	CHINS	TPR	JP	JD	JS	AD	GU	DR	OTHER	Total Children
Allen	530	35	0	0	0	0	0	0	0	565
Bartholomew	135	14	0	0	0	0	1	3	0	153
Boone	94	0	18	14	5	2	1	50	0	184
Brown	17	0	16	4	6	0	6	41	3	93
Cass	6	2	1	7	1	0	2	1	0	20
Clark	8	0	0	0	0	0	0	0	0	8
Clay	29	2	0	4	4	0	3	0	0	42
Dearborn	47	10	8	4	0	3	8	10	1	91
Decatur	40	3	0	0	0	0	0	0	0	43
DeKalb	9	0	4	0	0	0	0	11	3	27
Delaware	375	70	6	0	0	0	0	13	0	464
Dubois	24	5	0	0	0	0	0	0	0	29
Elkhart	383	58	0	2	0	0	0	0	0	443
Fayette	117	13	0	8	1	0	1	0	1	141
Floyd	8	6	0	0	0	0	0	0	0	14
Fulton	65	16	0	2	0	7	1	2	0	93
Gibson	130	12	13	6	0	1	9	30	0	201
Grant	60	9	4	2	0	0	2	14	0	91
Greene	92	28	0	0	0	0	0	0	0	120
Hamilton	74	2	31	10	3	8	36	147	8	319
Hancock	43	0	0	0	0	0	0	0	0	43
Harrison	52	5	0	0	0	0	2	0	0	59
Henry	156	21	3	2	0	0	2	21	0	205
Howard	115	16	21	15	6	1	3	59	5	241
Jackson	71	17	0	0	0	0	1	0	0	89
Jefferson	47	1	2	1	0	0	5	4	0	60
Jennings	52	12	0	1	0	0	0	0	0	65
Johnson	103	9	25	2	1	0	12	125	58	335
Knox	61	0	0	0	0	0	0	3	0	64
Kosciusko	52	12	12	0	0	0	22	67	0	165
LaGrange	19	3	3	1	0	0	0	18	1	45
Lake	3,532	326	0	0	0	0	0	0	0	3,858
LaPorte	250	12	1	0	0	0	9	1	0	274
Lawrence	85	24	0	0	0	0	0	0	0	109
Madison	205	64	0	0	0	0	0	0	0	269
Marion	2,785	1,314	26	29	6	4	27	79	0	4,270

County	CHINS	TPR	JP	JD	JS	AD	GU	DR	OTHER	Total Children
Marshall	16	0	0	0	0	0	0	0	0	16
Miami	123	10	1	9	5	0	0	0	4	152
Monroe	170	41	0	0	0	0	0	0	0	211
Montgomery	77	12	2	1	0	0	1	5	0	98
Morgan	74	17	0	0	0	0	0	0	0	91
Noble	72	16	2	0	0	0	0	8	1	99
Ohio	9	5	1	0	0	0	0	2	0	17
Owen	30	7	1	1	0	0	1	2	0	42
Parke	12	0	0	7	0	0	9	5	1	34
Porter	444	68	0	0	0	0	0	0	0	512
Putnam	146	27	1	0	0	3	0	3	0	180
Randolph	38	5	1	2	2	0	0	1	0	49
Ripley	58	16	0	0	0	0	0	0	0	74
Saint Joseph	253	97	0	0	0	0	0	0	0	350
Shelby	59	9	3	0	0	0	0	6	0	77
Starke	99	8	3	1	0	2	2	4	0	119
Steuben	70	1	1	0	0	0	0	35	0	107
Switzerland	30	5	3	15	0	0	0	0	0	53
Tippecanoe	473	143	0	0	0	0	0	0	0	616
Vanderburgh	225	63	3	2	0	1	4	19	0	317
Vigo	369	243	0	1	0	19	14	0	0	646
Wabash	55	0	0	1	0	1	0	29	0	86
Warrick	22	4	7	0	0	0	9	48	0	90
Washington	7	0	1	0	0	0	0	2	0	10
Wayne	61	14	0	0	0	0	0	0	0	75
Whitley	23	4	9	0	0	2	1	30	2	71
TOTALS	12,886	2936	233	154	40	54	194	898	88	17,484

REPORT ON INDIANA'S FAMILY COURT PROJECTS

In 2000 the Indiana Supreme Court and the Indiana Legislature partnered to create the Indiana Family Court Project to develop model family courts throughout the state. The projects target families, who have multiple cases in the court system, and families in domestic relations cases with child-safety issues but no affordable means to address those concerns. The core component of the Family Court Project is judicial coordination of multiple cases involving the same family. This coordination avoids inconsistent orders for families and promotes more informed decision-making. The projects also encourage a “problem-solving” approach in family law matters and promote affordable mediation.

In each family court project, the local judiciary and community work collaboratively to develop programs particularized to local needs. Four Family Court Rules address judicial notice, jurisdiction, and confidentiality issues to promote information sharing

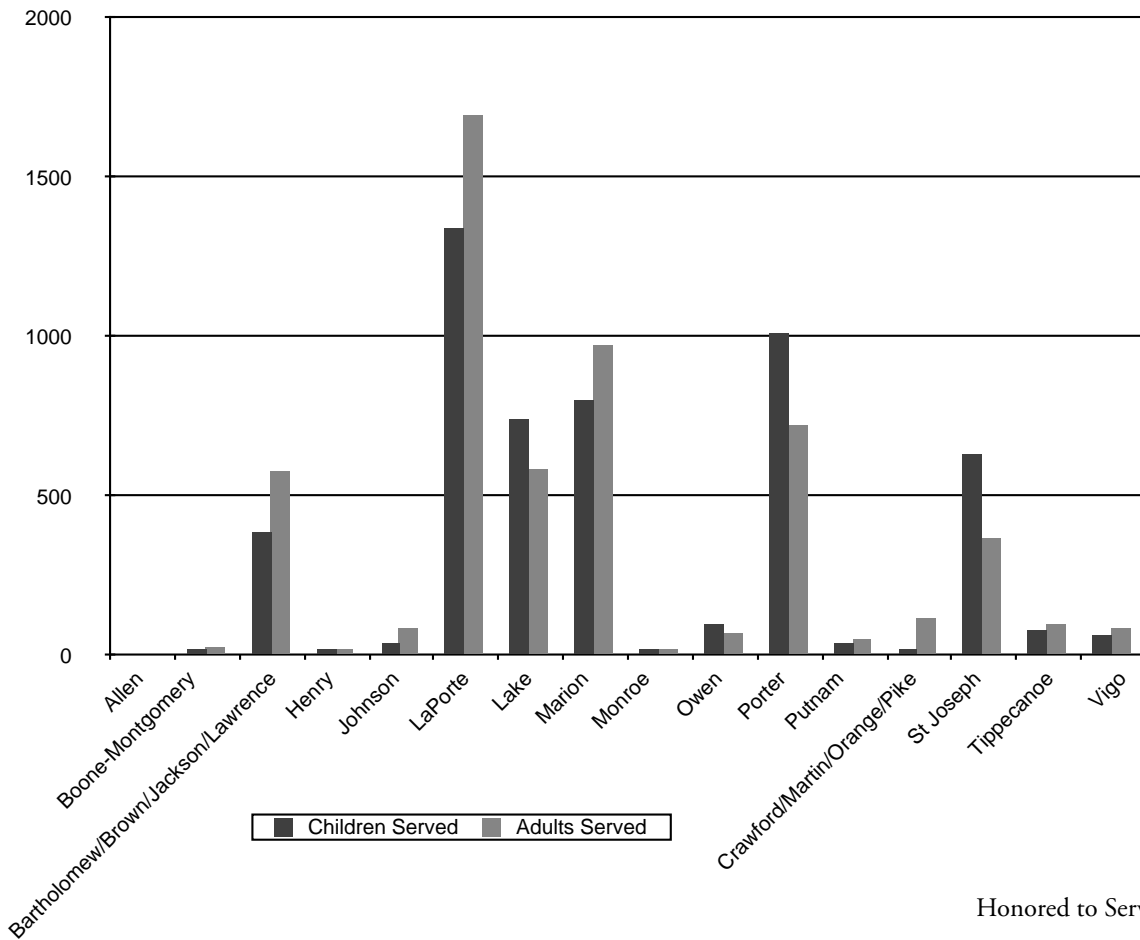
on troubled families. The Supreme Court established these rules for the exclusive use of the family court projects.

Every two years the Supreme Court selects new counties to join the Indiana Family Court project. Currently 23 counties participate in 16 single and regional family court projects. In 2006, these projects served 5,315 children and 5,506 adults through various programming, including coordination of multiple cases, case management, service referral, and affordable dispute resolution. Many of the families were involved in several court cases involving multiple issues such as divorce and child custody, establishment of paternity, juvenile delinquency, Child in Need of Services (CHINS), and various criminal matters.

2006 Family Court Project

Children and Adults Served by County

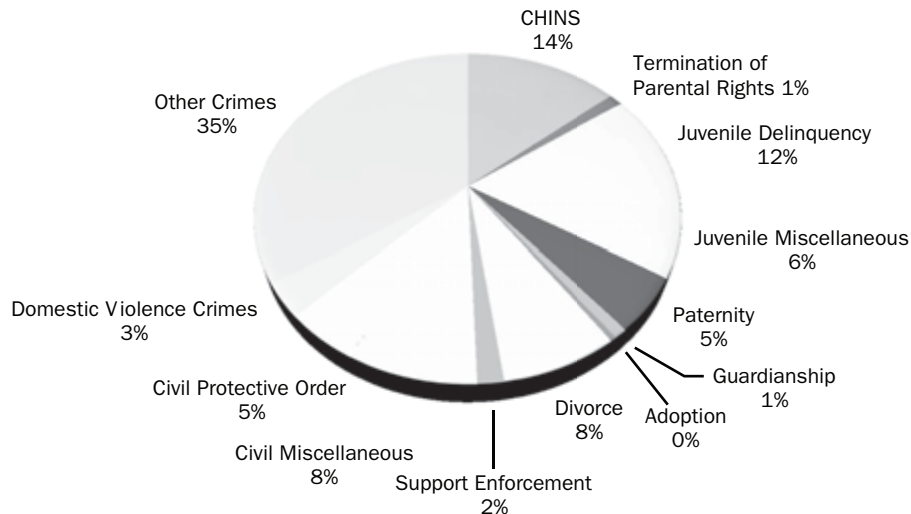
	Children Served	Adults Served
Allen	0	0
Boone-Montgomery	18	25
Bartholomew/Brown/Jackson/Lawrence	389	577
Henry	17	20
Johnson	42	83
LaPorte	1342	1695
Lake	746	588
Marion	801	972
Monroe	19	23
Owen	100	70
Porter	1010	725
Putnam	38	55
Crawford/Martin/Orange/Pike	17	120
St Joseph	634	367
Tippecanoe	79	100
Vigo	63	86
TOTAL	5315	5506



2006 Family Court Project

Case Types Involved in Family Court Proceedings

	CHINS	Termination of Parental Rights	Juvenile Delinquency	Juvenile Miscellaneous	Paternity	Guardianship	Adoption	Divorce	Support Enforcement	Civil Miscellaneous	Civil Protective Order	Domestic Violence Crimes	Other Crimes
Allen	0	0	0	0	0	0	0	0	0	0	0	0	0
Boone-Montgomery	10	0	0	0	2	1	0	1	0	0	0	16	8
Bartholomew/Brown/Jackson/Lawrence	14	4	7	2	4	1	2	15	51	2	22	17	20
Henry	25	4	8	1	10	2	1	9	1	0	0	0	17
Johnson	7	0	4	0	9	5	1	5	2	0	8	0	16
LaPorte	132	17	548	334	19	9	8	12	14	2	12	17	105
Lake	4	0	0	1	4	10	0	214	18	296	131	34	1187
Marion	285	0	0	6	160	4	0	39	0	10	44	0	0
Monroe	1	0	1	0	10	4	0	6	0	0	3	0	0
Owen	2	0	1	1	2	3	1	10	6	35	3	1	4
Porter	284	40	85	0	33	8	8	38	0	0	25	73	426
Putnam	4	0	0	0	0	0	0	7	0	0	0	0	0
Crawford/Martin/Orange/Pike	2	2	0	0	0	0	0	3	0	0	1	0	2
St Joseph	1	0	0	0	10	2	2	16	0	0	3	15	10
Tippecanoe	1	0	37	0	16	1	0	22	2	123	19	8	109
Vigo	0	0	0	0	14	0	0	29	0	0	0	0	0
Total	772	67	691	345	293	50	23	426	94	468	271	181	1904



CASES REFERRED TO ALTERNATIVE DISPUTE RESOLUTION (ADR)

The Division tracks and reports the number of cases that are referred to Alternative Dispute Resolution, specifically civil claims, small claims and Domestic Relations cases. Several counties have approved ADR programs, as described earlier in the report.

As defined by ADR 1.1, recognized alternative dispute resolution methods include arbitration, mediation, conciliation, facilitation, mini-trials, summary jury trials, private judges and judging, convening or conflict assessment, neutral evaluation and fact-finding, multi-door case allocations, and negotiated rulemaking. A court may order any covered case to proceed with a form of ADR prior to conducting further court proceedings.

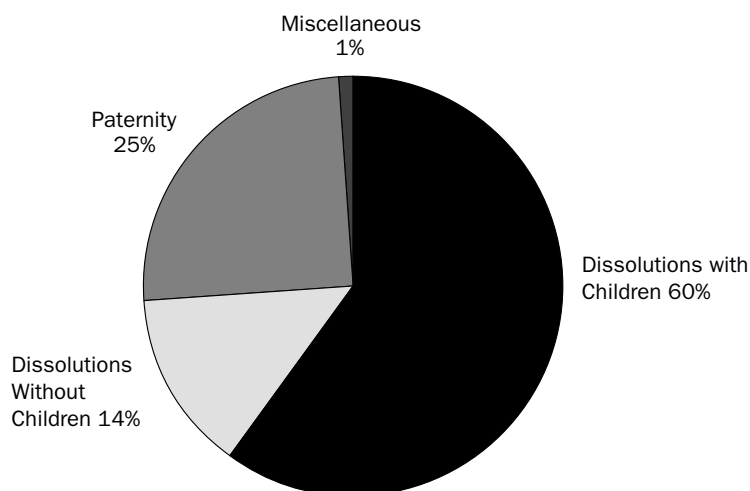
	1997	1998	1999	2000	2001	2002	2003	2004	2005	2006
Domestic Relations	881	952	1,372	1,386	1,349	896	1,626	1,583	1,912	1,532
Civil Plenary	1,697	1,949	1,477	1,513	1,380	1,003	1,540	943	842	1,176
Civil Tort	3,024	2,912	2,528	2,732	2,987	1,954	2,290	2,192	1,942	2,041
Small Claims						533	149	768	988	487
Other	315	441	672	492	349	302	568	396	715	1,006
TOTAL ADR REFERRALS	5,917	6,254	6,049	6,123	6,065	4,688	6,173	5,882	6,399	6,242

Report on Local ADR Plans for Dissolution and Paternity Cases

Total Number of Cases Accepted from 12/1/05-11/30/06 by Category

Plan County	Dissolutions With Children	Dissolutions Without Children	Paternity	Miscellaneous	Total
Allen	247	31	29	4	311
Boone	1	0	2	0	3
Brown	16	0	2	0	18
Clark	26	0	0	12	38
Henry	6	0	6	1	13
Jackson	46	57	0	0	103
Johnson	211	91	0	0	302
Lake	260	51	106	3	420
Lawrence	43	15	15	0	73
Marion	161	16	180	0	357
Monroe	34	3	50	0	87
Montgomery	3	0	3	0	6
Owen	28	3	2	1	34
Perry	0	0	0	0	0
Porter	8	0	66	0	74
Putnam	1	0	1	0	2
Shelby	15	0	0	0	15
Starke	0	0	0	0	0
Tippecanoe	27	0	12	3	42
TOTAL	1,133	267	474	24	1,898

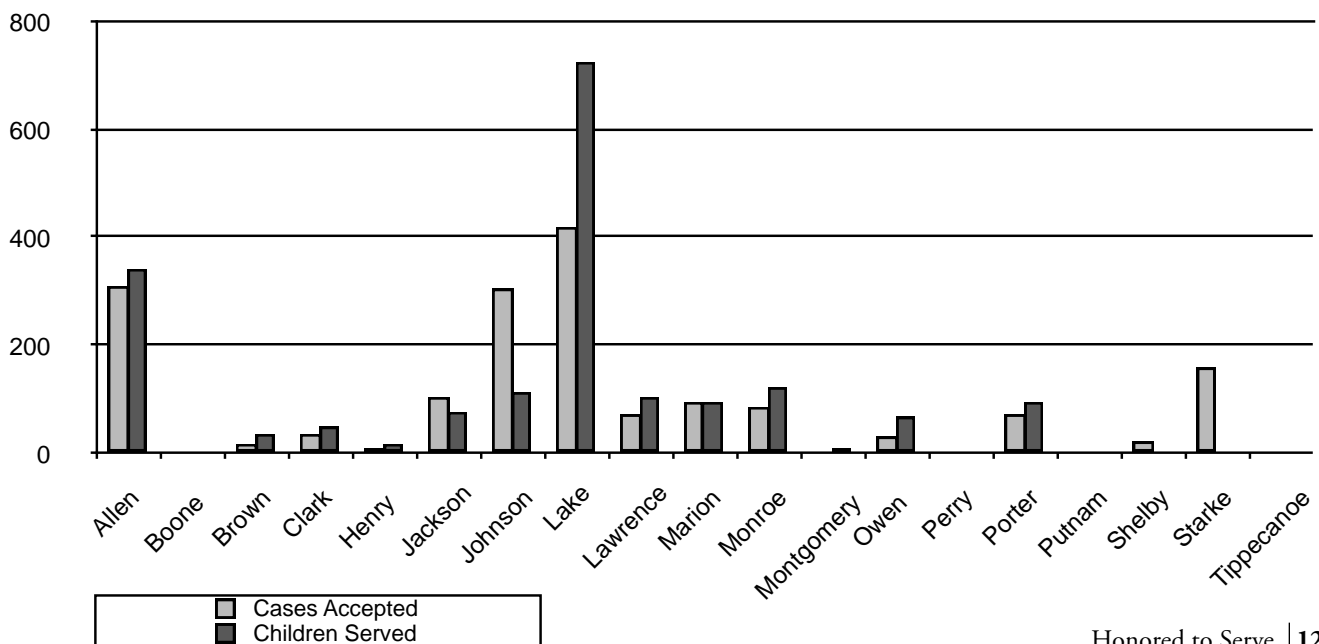
Cases Accepted



Report on Local ADR Plans for Dissolution and Paternity Cases

Cases Accepted and Children Served in 2006

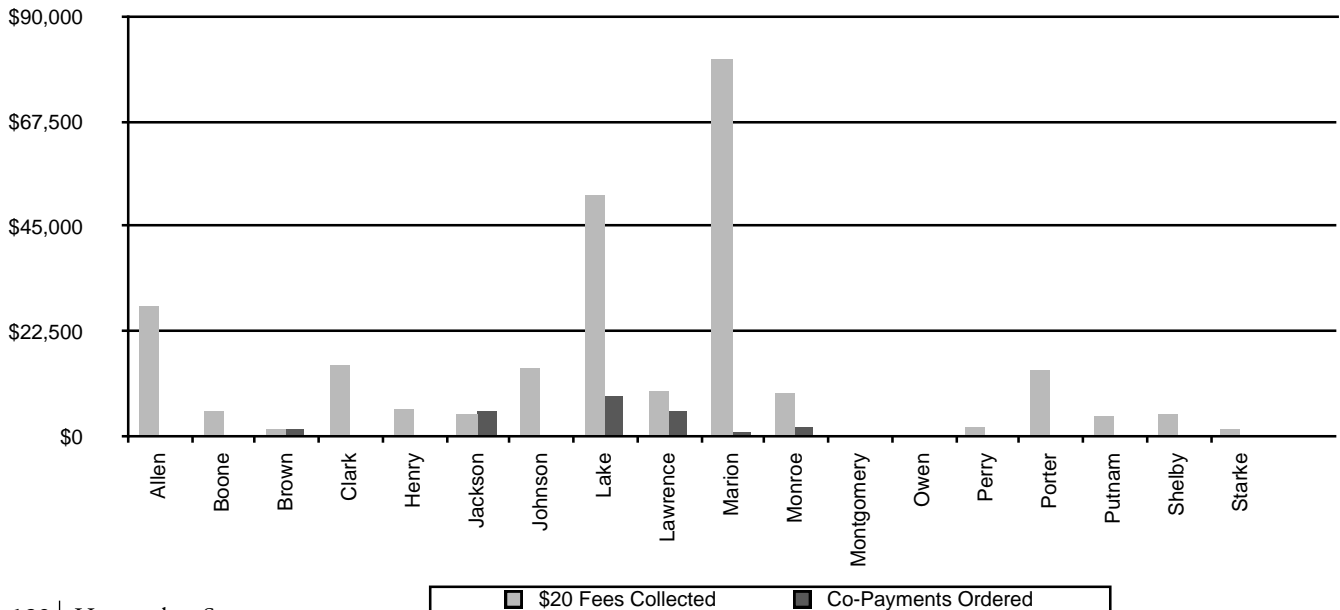
Plan County	Total Number of Cases Accepted into ADR Fund Plan	Total Number of Children Affected by the ADR Fund Plan
Allen	311	341
Boone	3	4
Brown	18	38
Clark	38	49
Henry	9	19
Jackson	103	79
Johnson	304	115
Lake	421	725
Lawrence	73	103
Marion	97	97
Monroe	87	123
Montgomery	6	7
Owen	34	70
Perry	0	0
Porter	74	94
Putnam	2	2
Shelby	21	0
Starke	161	0
Tippecanoe	42	71
Total	1804	1937



Report on Local ADR Plans for Dissolution and Paternity Cases

Total Children Affected, \$20.00 Fees Generated, and Co-Pays Ordered Under Fund Plan in 2006

Plan County	Total Number of Children Affected by the ADR Fund Plan	Total Amount of \$20.00 Fees Generated by the ADR Fund Plan	Total Amount of Co-Pays Ordered Under the ADR Fund Plan
Allen	341	\$28,376	\$350
Boone	4	\$5,568	\$240
Brown	38	\$1,480	\$1,400
Clark	49	\$15,222	\$-
Henry	19	\$6,141	\$-
Jackson	79	\$5,160	\$5,435
Johnson	115	\$14,980	\$16
Lake	725	\$51,880	\$8,955
Lawrence	103	\$9,900	\$5,550
Marion	97	\$81,202	\$1,226
Monroe	123	\$9,650	\$2,050
Montgomery	7	\$610	\$300
Owen	70	\$210	\$665
Perry	0	\$2,100	\$-
Porter	94	\$14,360	\$100
Putnam	2	\$4,380	\$-
Shelby	0	\$4,951	\$-
Starke	0	\$1,700	\$-
Tippecanoe	71	\$15,160	\$11,084
Total	1,937	\$273,030	\$37,371

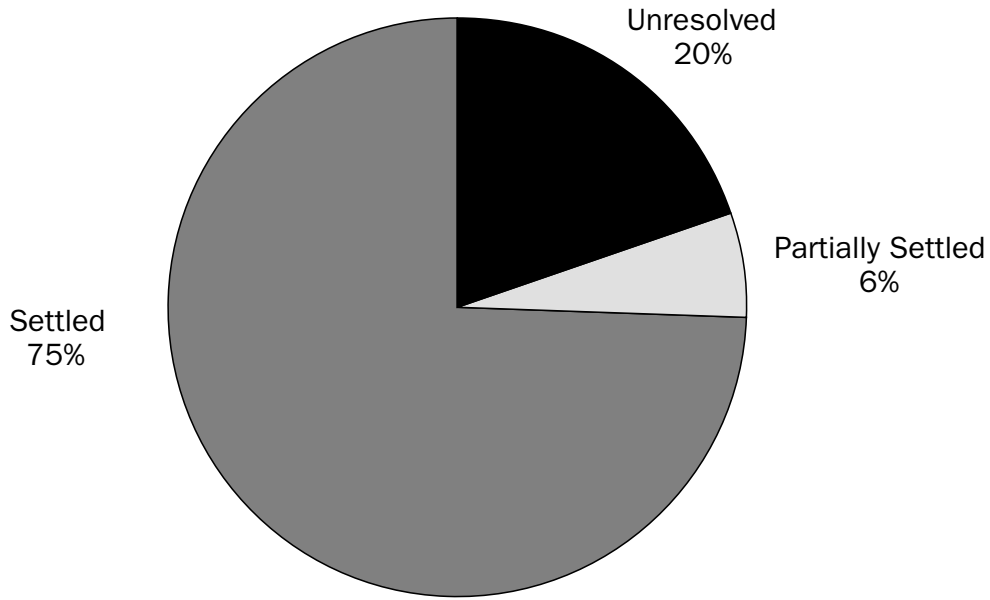


Report on Local ADR Plans for Dissolution and Paternity Cases

Case Outcomes in 2006

Settled	Partially Settled	Unresolved	Total
1133	85	301	1519

Status of Case



CASES IN WHICH COURT INTERPRETER SERVICES WERE USED

	2004	2005	2006
Court Interpreter Services Used	12,557	14,355	14,425

Beginning in 2004, the Division began tracking and reporting use of court interpreter services. While court interpreter services may be provided in every case type before the Indiana courts, the Division seeks to track only those interpreter services that were provided by the county, at county or partial county

expense in the listed case types. The frequently used languages are: Spanish, American Sign Language, Arabic, Burmese, French, German, Greek, Hindi, Hungarian, Italian, Japanese, Korean, Lithuanian, Mandarin, Portuguese, Russian, Serbian, Urdu, and Vietnamese.

**CASES IN WHICH JURISDICTION WAS WITHDRAWN FROM TRIAL JUDGE FOR FAILURE TO RULE
WITHIN PROSCRIBED TIME**

WITHDRAWN JURISDICTION PURSUANT TO TRIAL RULE 53.1 & 53.2*

Court	Withdrawn Jurisdiction	Note
Adams Circuit	1	
Adams Superior	1	
Allen Circuit	1	SJ
Dearborn Circuit	1	SJ
Delaware Circuit 5	1	
Floyd Circuit	1	
Grant Superior 1	1	SJ
Henry Superior 2	1	
Howard Superior 1	2	
Howard Superior 2	1	
Jay Circuit	1	
Johnson Superior 3	1	
Lake Superior 3	1	
Lake Superior 5	1	
Madison Superior 2	1	
Marion Superior 13	1	
Marion Superior 3	2	
Marion Superior 4	2	
Monroe Circuit 1	1	SJ
Monroe Circuit 7	1	
Morgan Superior 3	1	
Perry Circuit	1	SJ
Porter Superior 1	2	
Pulaski Circuit	1	SJ
Putnam Circuit	1	SJ
St. Joseph Superior	2	
Vigo Superior 1	2	
Warrick Superior 2	1	SJ

*Trial Rule 53.1 governs the failure of a judge to rule on a motion. With some exceptions, if a motion is not set for a hearing or ruled upon within 30 days of filing or within 30 days of the hearing, an interested party in the case may request the clerk to remove the case from the trial judge. The Indiana Supreme Court then appoints a Special Judge to hear the case. Trial Rule 53.2 provides a time limitation for holding an issue under advisement after trial. With some exceptions, any issues of law or fact which remain unresolved 90 days after a trial or hearing may be withdrawn from the trial judge, and a Special Judge is appointed by the Supreme Court.

SJ: A Special Judge, not the presiding Judge was the subject of jurisdiction withdrawal.

CASES IN WHICH PAUPER COUNSEL WAS APPOINTED

Pursuant to the Indiana Constitution and case law, all persons are entitled to representation in criminal and juvenile cases, as well as appeals. If the court considers a defendant indigent, the court will appoint the defendant a Public Defender. The Division tracks and reports the number of cases in which counsel was provided in the listed case types, where the county incurred expense, or partial expense.

	1997	1998	1999	2000	2001	2002	2003	2004	2005	2006
Murder						198	169	212	231	158
Criminal Felony *	11,968	11,237	11,574	12,528	13,476					
Class A Felony						1,391	1,641	1,795	2,021	2,036
Class B Felony						3,472	4,167	4,985	6,410	5,128
Class C Felony						6,482	6,932	7,661	8,688	8,137
Class D Felony	17,476	18,194	18,477	19,317	21,777	23,712	28,075	31,480	31,503	31,621
Criminal Misdemeanor	44,726	40,708	41,822	40,357	42,982	45,169	47,494	51,637	53,905	51,965
Juvenile CHINS			1,338	1,456	1,577	2,164	2,488	3,358	3,461	4,981
Juvenile Delinquency	12,575	12,963	12,887	12,200	12,982	14,149	12,649	16,437	18,748	18,460
Juvenile Status	1,296	1,411	1,199	1,347	1,385	1,417	1,358	1,963	1,911	1,752
Termination of Parental Rights								1,081	849	1,448
Juvenile Paternity	536	600	676	1,119	939	1,085	1,187	2,661	3,357	2,312
Other	2,450	2,865	1,994	2,372	2,496	5,411	6,240	5,850	4,977	5,323
Post-Conviction Relief	49	680	629	679	683	658	184	626	707	862
Appeals	359	447	216	240	270	276	449	312	469	476
TOTAL	91,435	89,105	90,812	91,615	98,567	105,584	113,033	130,058	137,237	134,501

* Beginning in 2002, the "Criminal Felony" category was subdivided into the 4 felony classes, A, B, C, and D.

CASES HELD UNDER ADVISEMENT AS DEFINED BY TRIAL RULE 54(A)

This report represents the number of cases held under advisement (after the case has been tried but no decision has been rendered) at the end of the quarter.

	1997	1998	1999	2000	2001	2002	2003	2004	2005	2006
Cases Held Under Advisement	2,271	2,325	2,261	1,369	1,467	2,279	1,903	2,188	6,892*	6,694*

* From 1997 to 2004 the figures represent the number cases under advisement at the end of the 4th quarter in that particular year. In 2005 and 2006 the figure represents the total number of cases under advisement at the end of each quarter throughout the year.

2006 PRO SE LITIGANTS

This chart represents the number of cases in which at least one of the litigants appears Pro Se for part or all of the proceeding.

Case Type	Circuit, Superior, & Probate Courts	County Courts	Total Courts of Record	City & Town Courts	Marion County Small Claims	Total City, Town, & Small Claims	Total of All Courts
Criminal							
Murder (MR)	3	0	3	0	0	0	3
Felony (CF)	89	0	89	0	0	0	89
Class A Felony (FA)	54	0	54	0	0	0	54
Class B Felony (FB)	202	0	202	0	0	0	202
Class C Felony (FC)	442	0	442	0	0	0	442
Class D Felony (FD)	2,822	0	2,822	0	0	0	2,822
Misdemeanor (CM)	20,083	0	20,083	20,907	0	20,907	40,990
Post Conviction Relief (PC)	94	0	94	0	0	0	94
Miscellaneous (MC)	1,733	0	1,733	1,125	0	1,125	2,858
Infraction (IF)	82,568	0	82,568	50,414	0	50,414	132,982
Ordinance Violation (OV/OE)	2,652	0	2,652	12,261	0	12,261	14,913
Total Criminal	110,742	0	110,742	84,707	0	84,707	195,449
Juvenile							
CHINS (JC)	656	0	656	0	0	0	656
Delinquency (JD)	1,409	0	1,409	0	0	0	1,409
Status (JS)	253	0	253	0	0	0	253
Paternity (JP)	2,885	0	2,885	0	0	0	2,885
Miscellaneous (JM)	934	0	934	0	0	0	934
Term. Parental Rights (JT)	89	0	89	0	0	0	89
Total Juvenile	6,226	0	6,226	0	0	0	6,226
Civil							
Plenary (CP/PL)	1,529	0	1,529	233	0	233	1,762
Mortgage Foreclosure (MF)	1,531	0	1,531	0	0	0	1,531
Civil Collections (CC)	4,008	0	4,008	44	0	44	4,052
Tort (CT)	442	0	442	0	0	0	442
Small Claims (SC)	55,179	1,415	56,594	0	0	0	56,594
Domestic Relations (DR)	9,214	0	9,214	0	0	0	9,214
Reciprocal Support (RS)	178	0	178	0	0	0	178
Mental Health (MH)	105	0	105	33	0	33	138
Adoptions (AD)	11	0	11	0	0	0	11
Adoption History (AH)	0	0	0	0	0	0	0
Estates (ES/EU)	36	0	36	0	0	0	36
Guardianships (GU)	103	0	103	0	0	0	103
Trusts (TR)	36	0	36	0	0	0	36
Protective Orders (PO)	11,920	211	12,131	0	0	0	12,131
Miscellaneous (MI)	1,030	147	1,177	33	0	33	1,210
Total Civil	85,322	1,773	87,095	343	0	343	87,438
Total All Case Types	202,290	1,773	204,063	85,050	0	85,050	289,113

COURTS IN WHICH DISPOSITIONS EXCEEDED NEW CASES

Court Name	New Cases	Disposed Cases
ADAMS CIRCUIT COURT	890	982
ALLEN SUPERIOR COURT 4	13,850	13,869
ALLEN SUPERIOR COURT 5	13,469	13,590
ALLEN SUPERIOR COURT 6	13,343	13,502
NEW HAVEN CITY COURT	2,976	9,082
BOONE CIRCUIT COURT	1,869	2,035
BOONE SUPERIOR COURT 2	3,194	3,768
THORNTOWN TOWN COURT	3,921	4,396
ZIONSVILLE TOWN COURT	2,449	2,459
JAMESTOWN TOWN COURT	201	206
BROWN CIRCUIT COURT	2,801	2,832
CARROLL SUPERIOR COURT	2,593	2,622
CLAY SUPERIOR COURT	7,448	7,924
DEARBORN CIRCUIT COURT	1,534	1,751
DEARBORN SUPERIOR COURT	2,536	3,104
DECATUR CIRCUIT COURT	1,043	1,067
DEKALB CIRCUIT COURT	1,012	1,403
DEKALB SUPERIOR COURT	2,706	3,051
DELAWARE CIRCUIT COURT 2	1,826	2,005
DELAWARE CIRCUIT COURT 4	3,146	3,618
DELAWARE CIRCUIT COURT 5	2,689	3,391
MUNCIE CITY COURT	7,763	8,265
YORKTOWN TOWN COURT	8,116	8,368
ELKHART SUPERIOR COURT 2	1,748	2,051
ELKHART SUPERIOR COURT 4	11,947	12,167
ELKHART SUPERIOR COURT 5	8,896	9,064
GOSHEN CITY COURT	4,553	5,497
NAPPANEE CITY COURT	1,143	1,270
FAYETTE CIRCUIT COURT	1,680	1,770
FLOYD SUPERIOR COURT	1,871	2,008
FOUNTAIN CIRCUIT COURT	3,737	3,858
FRANKLIN CIRCUIT COURT	3,485	3,510
GRANT CIRCUIT COURT	1,565	1,780
GRANT SUPERIOR COURT 3	4,626	4,798
GREENE CIRCUIT COURT	1,129	1,204

Court Name	New Cases	Disposed Cases
GREENE SUPERIOR COURT	6,013	6,204
CARMEL CITY COURT	8,205	8,343
NOBLESVILLE CITY COURT	3,501	3,908
HARRISON SUPERIOR COURT	4,259	4,321
PLAINFIELD TOWN COURT	5,810	6,593
AVON TOWN COURT	1,613	1,653
NEW CASTLE CITY COURT	267	276
KNIGHTSTOWN TOWN COURT	3,727	5,245
HOWARD SUPERIOR COURT 1	1,064	3,527
HOWARD SUPERIOR COURT 2	1,686	1,692
HOWARD SUPERIOR COURT 3	13,128	15,371
HUNTINGTON CIRCUIT COURT	1,233	2,502
DUNKIRK CITY COURT	200	219
JOHNSON SUPERIOR COURT 2	1,523	1,961
JOHNSON SUPERIOR COURT 3	4,244	4,480
FRANKLIN CITY COURT	8,233	9,020
BICKNELL CITY COURT	609	621
KOSCIUSKO SUPERIOR COURT 2	9,335	9,650
LAKE SUPERIOR COURT, CIVIL 2	735	804
LAKE SUPERIOR COURT, CIVIL 4	1,317	1,502
LAKE SUPERIOR COURT, CIVIL 5	1,213	1,512
LAKE SUPERIOR COURT, CRIM. 2	499	557
LAKE SUPERIOR COURT, CRIM. 4	523	603
GARY CITY COURT	19,665	25,793
HAMMOND CITY COURT	27,116	33,874
LAKE STATION CITY COURT	2,318	2,990
WHITING CITY COURT	781	844
LAPORTE SUPERIOR COURT 4	15,751	16,514
LAWRENCE SUPERIOR COURT 1	1,188	1,214
MADISON CIRCUIT COURT	2,065	2,369
ANDERSON CITY COURT	4,368	4,781
EDGEWOOD TOWN COURT	3,053	3,335
PENDLETON TOWN COURT	8,513	9,011
MARION SUPERIOR COURT, CIV. 1	2,476	2,785
MARION SUPERIOR 7, CRIM DIV	3,211	3,372
MARION SUPERIOR 10, CRIM DIV	3,053	3,435
MARION SUP. 12 ENVIR/COM.CT	4,918	5,545

2006 Indiana Judicial Service Report

Court Name	New Cases	Disposed Cases
MARION SUPERIOR 13, CRIM DIV	9,417	25,586
MARION SUPERIOR 16, CRIM DIV	2,282	2,447
MARION SUPERIOR 17, CRIM DIV	2,286	2,447
MARION SUPERIOR COURT 14	2,689	3,022
MARION SUPERIOR 20, CRIM DIV	1,058	1,985
PIKE TOWNSHIP	9,796	12,841
WARREN TOWNSHIP DIVISION	8,877	9,725
WAYNE TOWNSHIP DIVISION	10,310	10,639
FRANKLIN TOWNSHIP DIVISION	6,796	8,194
MARSHALL CIRCUIT COURT	1,112	1,137
MARSHALL SUPERIOR COURT 1	663	687
MARSHALL SUPERIOR COURT 2	11,370	13,753
MIAMI SUPERIOR COURT	5,842	6,279
MONROE CIRCUIT COURT 4	3,427	4,679
MONROE CIRCUIT COURT 6	3,104	4,113
MONTGOMERY SUPERIOR COURT	992	1,042
MORGAN SUPERIOR COURT 1	1,284	1,454
MARTINSVILLE CITY COURT	5,746	5,963
NOBLE CIRCUIT COURT	982	1,422
NOBLE SUPERIOR COURT 2	9,949	10,179
OHIO SUPERIOR COURT	946	1,260
PERRY CIRCUIT COURT	5,258	5,563
PIKE CIRCUIT COURT	3,578	3,758
PORTER SUPERIOR COURT 6	12,924	13,069
POSEY CIRCUIT COURT	699	737
PUTNAM CIRCUIT COURT	1,391	1,503
RANDOLPH SUPERIOR COURT	1,543	1,581
WINCHESTER CITY COURT	2,096	2,127
RIPLEY SUPERIOR COURT	1,446	1,606
RUSH CIRCUIT COURT	1,976	2,059
RUSH SUPERIOR COURT	2,565	2,722
ST. JOSEPH SUPERIOR COURT 1	4,567	4,744
ST. JOSEPH SUPERIOR COURT 2	4,516	4,771
ST. JOSEPH SUPERIOR COURT 3	4,550	4,730
ST. JOSEPH SUPERIOR COURT 6	4,283	4,798
SCOTT SUPERIOR COURT	4,877	5,052

Court Name	New Cases	Disposed Cases
SHELBY CIRCUIT COURT	1,179	1,340
SHELBY SUPERIOR COURT 1	1,692	2,599
STARKE CIRCUIT COURT	2,077	2,405
STEUBEN CIRCUIT COURT	1,512	1,651
TIPPECANOE SUPERIOR COURT 4	6,539	7,650
SHARPSVILLE TOWN COURT	1,532	1,737
VERMILLION CIRCUIT COURT	1,596	1,713
VIGO CIRCUIT COURT	1,498	1,632
VIGO SUPERIOR COURT 1	1,148	1,274
VIGO SUPERIOR COURT 2	929	957
VIGO SUPERIOR COURT 3	1,308	1,327
VIGO SUPERIOR COURT 5	4,721	4,804
WABASH CIRCUIT COURT	1,469	2,269
WARREN CIRCUIT COURT	2,159	2,327
WARRICK SUPERIOR COURT 1	4,381	4,478
WARRICK SUPERIOR COURT 2	6,006	6,279
WASHINGTON SUPERIOR COURT	1,349	1,651
HAGERSTOWN TOWN COURT	3,840	4,204
WELLS SUPERIOR COURT	1,993	2,239
WHITE CIRCUIT COURT	973	1,322
WHITLEY SUPERIOR COURT	8,489	8,520

2006 SENIOR JUDGE PROGRAM

Trial Court Senior Judges

Number of Trial Court Judges Receiving Benefits	77
Per Judge Benefits Cost	\$9,932
Total Trial Court Senior Judge Benefits Cost	\$764,764
Days of Service by Senior Judges in Trial Courts	3,291
Per Diem: \$ 50 X 2,287	\$114,350
Per Diem: \$ 75 X 928	\$69,600
Per Diem: \$125 X 76	\$9,500
Total Per Diem Paid	\$193,450
Total Cost for Trial Court Senior Judges	\$958,214

Court of Appeals Senior Judges

Number of Appellate Court Senior Judges Receiving Benefits	5
Per Judge Benefits Cost	\$9,932
Total Appellate Court Senior Judge Benefits Cost	\$49,660
Days of Service by Appellate Court Senior Judges	256
Per Diem: \$ 50 X 134	\$6,700
Per Diem: \$ 75 X 116	\$8,700
Per Diem: \$125 X 6	\$750
Total Per Diem Paid	\$16,150
Total Cost for Appellate Court Senior Judges	\$65,810

Total Cost of Senior Judge Program **\$1,024,024**

Additional Information Regarding Senior Judge Service in Trial Courts

Senior Judge Days Served	3,291
Hours Per Day	7.5
Total Hours Served by Senior Judges	24,683
Weighted Caseload Case-Related Hours Available Per Judicial Officer	1344
Senior Judge Time Equivalent to Judicial Officers	18
Cost of Trial Court Senior Judge Performing Work Equivalent to One Regular Judicial Officer: \$958,214 / 18	\$53,234
Cost of Minimal Trial Court Senior Judge Service: Benefits plus 30 days	\$11,432

Please see the narrative in the Court Services section for an explanation of this program.

2006-07 CIVIL LEGAL AID FUND DISTRIBUTIONS

PROGRAM	Annual Amount	Jan. 2006	July 2006
Legal Aid - District 11 f/k/a Bartholomew Area Legal Aid, Inc.	\$13,802.68	\$6,821.47	\$6,981.21
Community Organizations Legal Assistance Program d/b/a Community Development Law Center	\$33,962.20	\$16,890.64	\$17,071.56
Elkhart Legal Aid Service, Inc.	\$15,673.79	\$7,635.22	\$8,038.57
Indiana Legal Services, Inc.	\$665,548.15	\$339,707.35	\$325,840.80
Indianapolis Legal Aid Society, Inc.	\$65,548.92	\$33,782.01	\$31,766.91
Law School Legal Service, Inc.	\$33,962.20	\$16,890.64	\$17,071.56
Legal Aid Corporation of Tippecanoe County	\$10,581.31	\$5,127.48	\$5,453.83
Legal Aid Society of Evansville, Inc.	\$18,535.53	\$9,441.21	\$9,094.32
Legal Services of Maumee Valley, Inc.	\$46,160.87	\$26,685.21	\$19,475.66
Neighborhood Christian Legal Clinic	\$47,096.42	\$20,128.13	\$26,968.29
Protective Order Pro Bono Project	\$33,962.20	\$16,890.64	\$17,071.56
Volunteer Lawyer Program of Northeast Indiana, Inc.	\$15,165.73	\$0.00	\$15,165.73
TOTAL	\$1,000,000.00	\$500,000.00	\$500,000.00

Please see the narrative in the Court Services section for an explanation of this program.

REPORT OF THE JUDICIAL NOMINATING COMMISSION AND JUDICIAL QUALIFICATIONS COMMISSION

Information for Fiscal Year 2005-2006

Senior Judge Certifications	5
Senior Judge Recertifications	86
Senior Judge Certifications Denied	5

Complaints Received Alleging Code of Judicial Conduct Violations	357
Complaints Dismissed	321
Inquiries or Investigations	42
Commission Concluded No Misconduct Occurred	13
Private Cautions Issued	13
Resolved by Issuing Public Admonition With Judge's Consent	1
Resolved by the Supreme Court of Indiana	2
Formal Disciplinary Charges Filed	1
Public Hearings	1

Please see the narrative in the Commissions and Committees - Staff Support section for an explanation of this program.

REPORT ON PUBLIC DEFENDER COMMISSION AND FUND

Public Defender Reimbursement to Eligible Counties

Information for Fiscal Year 2005-2006

County	Population Estimates as of July 1, 2006*	NonCapital	Capital	Total Reimbursement
ADAMS	33,719	\$54,541	0	\$54,540.68
ALLEN	347,316	\$945,656	0	\$945,655.55
BENTON	9,050	\$21,223		\$21,222.74
BLACKFORD	13,603	\$12,254		\$12,253.71
CARROLL	20,526	\$21,166	\$4,112	\$25,278.30
CLARK	103,569	\$130,397	0	\$130,396.96
CRAWFORD	11,137	\$0	0	\$0.00
DECATUR	24,948	\$19,881		\$19,881.36
ELKHART	198,105		\$31,431	\$31,431.00
FAYETTE	24,648	\$64,249		\$64,249.39
FLOYD	72,570	\$233,102	\$5,714	\$238,815.99
FOUNTAIN	17,486	\$14,681		\$14,681.07
FULTON	20,622	\$49,907		\$49,906.97
GRANT	69,825	\$164,430		\$164,430.33
GREENE	33,360	\$73,640		\$73,639.66
HANCOCK	65,050	\$115,797		\$115,796.97
HENRY	46,947	\$100,682		\$100,681.74
JASPER	32,296	\$35,961		\$35,961.20
JAY	21,605	\$53,293		\$53,292.49
JENNINGS	28,473	\$53,295		\$53,294.62
KNOX	38,241	\$148,626		\$148,626.00
KOSCIUSKO	76,541	\$112,452		\$112,452.29
LAKE	494,202	\$1,127,742	\$147,213	\$1,274,955.01
LaPORTE	110,479	\$97,349		\$97,349.15
MADISON	130,575	\$437,744	\$84,226	\$521,970.07
MARION	865,504	\$2,917,525	\$88,786	\$3,006,311.24
MARTIN	10,340	\$0		\$0.00
MIAMI	35,552	\$65,169		\$65,168.67
MONROE	122,613	\$266,861		\$266,860.87
MONTGOMERY	38,173	\$42,510		\$42,509.48

2006 Indiana Judicial Service Report

County	Population Estimates as of July 1, 2006*	NonCapital	Capital	Total Reimbursement
MORGAN	70,290		\$10,183	\$10,183.00
NEWTON	14,293	\$0		\$0.00
NOBLE	47,918	\$68,244		\$68,244.11
OHIO	5,826	\$10,641		\$10,641.44
ORANGE	19,659	\$53,116		\$53,115.94
PARKE	17,021	\$26,340		\$26,339.85
PERRY	18,843	\$3,549		\$3,548.67
PIKE	12,855	\$8,473		\$8,473.14
PULASKI	13,861	\$26,011		\$26,011.36
RUSH	17,684	\$34,038		\$34,037.56
SCOTT	23,704	\$41,724		\$41,724.19
SHELBY	44,114	\$83,509		\$83,508.72
SPENCER	20,596	\$13,267	\$4,702	\$17,968.44
STEUBEN	33,683	\$40,132		\$40,131.59
SULLIVAN	21,542	\$14,555		\$14,555.04
SWITZERLAND	9,721	\$25,877		\$25,876.53
TIPPECANOE	156,169	\$330,132	\$7,721	\$337,853.38
UNION	7,291	\$0		\$0.00
VANDEBURGH	173,356	\$525,248	\$2,201	\$527,448.75
VERMILLION	16,645	\$10,750		\$10,749.82
VIGO	103,009	\$308,732		\$308,732.14
WARREN	8,701	\$8,956		\$8,955.56
WASHINGTON	28,062	\$41,259		\$41,259.17
WELLS	28,199	\$0		\$0.00
WHITE	24,396	\$0		\$0.00
WHITLEY	32,556	\$16,643		\$16,643.09
TOTAL	4,087,069	\$9,071,325.84	\$386,289.16	\$9,457,615.00

*Indiana's population figures were provided by the U.S. Census Bureau: <http://www.census.gov/population/www/index.html>.

INDIANA CLEO REPORT

	Class of 1997	Class of 1998	Class of 1999	Class of 2000	Class of 2001	Class of 2002	Class of 2003	Class of 2004	Class of 2005	Class of 2006	Totals*
Summer Institute Participants	30	28	29	30	30	29	31	30	30	28	295
Certified CLEO Fellows	29	28	29	30	30	27	30	30	30	28	291
Voluntary Withdrawal	3	5	2	1	1	1	1	0	0	2	16
Academically Dismissed	1	1	0	0	1	0	1	0	2	0	6
Students Deferred Status	0	0	0	0	0	0	0	0	0	0	0
Graduates	25	22	27	29	23	23	21	22	0	0	192
Currently Enrolled	0	0	0	0	5	2	2	5	27	26	67
Admitted to Practice in Indiana	17	15	18	16	8	9	0	0	0	0	83
Admission Pending in Indiana	0	0	0	0	0	0	21	0	0	0	21
Admitted to Other States	5	3	4	1	3	4	0	0	0	0	20
Not Admitted Anywhere	3	4	4	12	12	10	0	30	27	26	128

*As of the publication of this annual report, the above represents the most current status of each class.

Please see the narrative in the Commissions and Committees - Staff Support section for an explanation of this program.

Weighted Caseload

Description of Weighted Caseload Measures

Indiana has adopted a weighted caseload measurement system to establish a uniform statewide method for comparing trial court caseloads. The weighting system was developed in 1993 and 1994 when the Judicial Administration Committee of the Indiana Judicial Conference, the Division, and an independent consultant began a two-year study to design a system for measuring trial court caseloads. To establish the number of minutes a particular case type should be “weighted,” the Committee determined via survey how many times a particular judicial action occurs in each type of case, and how many minutes each type of action takes. By multiplying the minute weight of each type of action by the number of times each type of action occurred in a particular type of case, it was possible to determine the average amount of time each type of case takes in Indiana. Twenty-five case categories were examined.

Specifically, the weighted caseload study asked judicial officers to track the time they spent on case-related activities such as prejudgment hearings, trial preparation, plea/admissions, bench trials, settlements, jury trials, opinions, orders, sentencing/disposition, post judgment hearings, and research. A variety of judicial officers, including judges, magistrates, referees, and commissioners from around the state, were asked to participate in the study. More than 36,000 case-related timed events and information from more than 14,000 historical case files were recorded and included in the calculation of the weighting system.

Based on the caseload study, it was determined that a judicial officer has an average of 80,640 minutes available during a calendar year for case related activities. It was calculated after the deduction of time attributable to illness, education, administrative matters, community service and four weeks of vacation. The weighted statistics provide the Indiana Supreme Court and the Indiana General Assembly with information necessary for the allocation of judicial resources. Trial courts also use these statistical measures to develop district and county caseload plans to reduce the disparity in caseloads and judicial resources.

In 2002, the Division worked with the Judicial Administration Committee of the Indiana Judicial Conference to conduct an update and validation of the Weighted Caseload Measures System. The Committee evaluated and included additional categories including Murder (MR); A, B, and C felonies (FA, FB, FC); Mortgage Foreclosure (MF); and Civil Collections (CC). The results of the update to the Weighted Caseload Measures were completed in the fall of 2002 and were approved by the Indiana Supreme Court. The Judicial Administration Committee will consider further updates to the system in 2007.

The weighted caseload system also provides a “utilization” figure for each court. This figure is the result of dividing the total amount of judicial time by the total time assigned to the cases filed in that court. The amount of time regularly employed appointed judicial officers work in a particular court is added into the total judicial time available for that court and is reflected in the “have” column of the weighted caseload reports.

Indiana’s weighted caseload (WC) measures system is intended to apply only to new case filings. Until this year, all WC reports have reflected utilization statistics based solely on the number of new cases filed in each court. Each year, the baseline weighted caseload utilization figures shift somewhat during the year due to the transfer of cases among the courts because of change of venue from county or judge, judicial recusals, senior judge service or other shifts of judicial time. For 2006, we have calculated the temporary, adjusted weighted caseload utilization figures, which reflect such shifts. These figures are reported in the “Temporary Weighted Caseload Report for 2006.”

The information in the “Temporary Weighted Caseload Report” does not change the fundamental filing patterns in the trial courts. It reflects some of the ways that courts shift caseloads and resources, sometimes in order to deal with uneven caseloads. Because these shifts are temporary, they should be used only as an additional reference and not as the baseline for the weighted caseload statistics. This temporary WC data is reported so that courts could see how the shifting of caseloads and judicial officer resources actually played out during 2006.

In addition to the regularly appointed judicial officers, there is a cadre of judicial officers that serve on a temporary basis (Judges Pro Tempore, Senior Judges, Special Judges, and Special Masters pursuant to Trial Rule 53). Because of their temporary status, these temporary appointed judicial officers are not automatically reflected as a “judicial resource” for weighted caseload statistical purposes. The Quarterly Case Status Reports elicit information about these positions in each court and statistical allowances can be made for these “temporary” increases (or decreases in the case of special judge service outside the

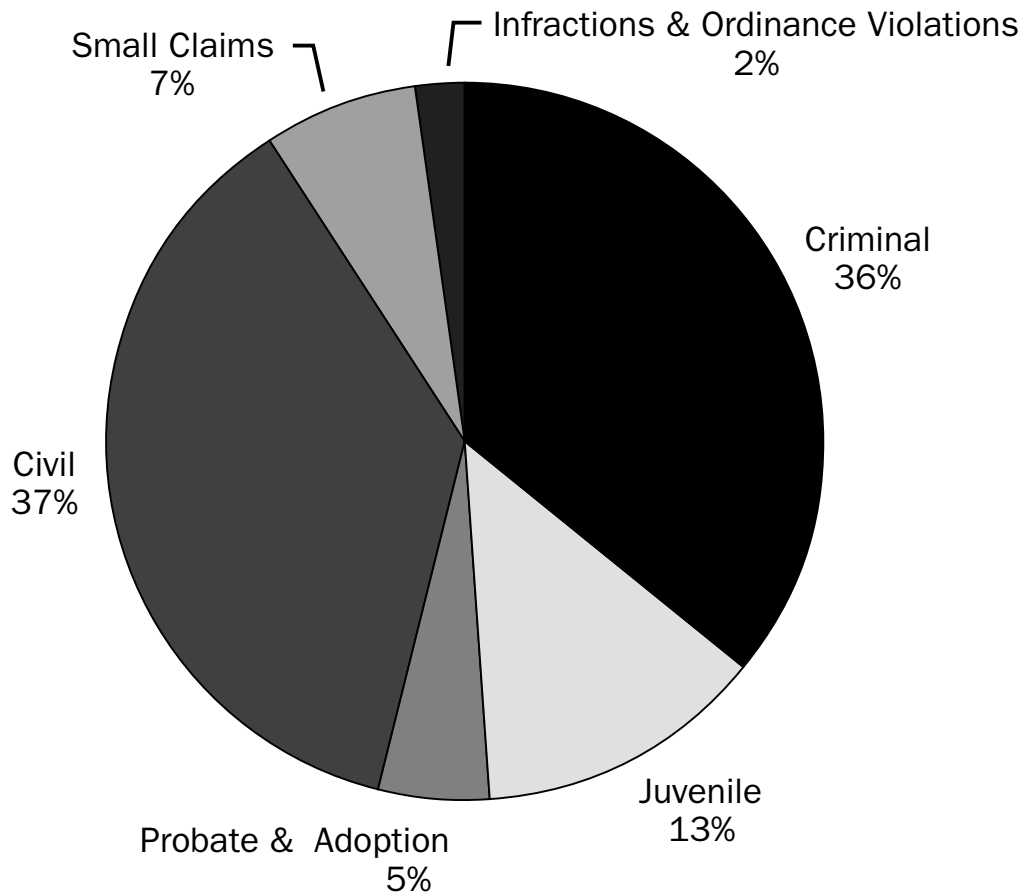
reporting court) to the amount of judicial resources. However, getting complete and accurate information from court staffs about the days these temporary appointed judicial officers serve in a court has not been easy. We are continuing to work to improve the reporting process so that courts can report and we can reflect even the temporary shifts in time and cases.

The following chart contains the weighting factors (minutes) by case category from each of the study years:

Case Category	Abbreviation	Minutes Assigned	
		1996	2002
Capital Murder	LP DP	155	2649
Murder	MR	155	453
Felony	CF	155	*
A Felony	FA	155	420
B Felony	FB	155	260
C Felony	FC	155	210
D Felony	DF, FD	75	75
Criminal Misdemeanor	CM	40	40
Post-Conviction Relief	PC	0	0
Miscellaneous Criminal	MC	18	18
Infractions	IF	3	2
Ordinance Violations	OV OE	3	2
Juvenile CHINS	JC	112	111
Juvenile Delinquency	JD	62	60
Juvenile Status	JS	38	58
Juvenile Paternity	JP	106	82
Juvenile Miscellaneous	JM	12	12
Juvenile Termination Parental Rights	JT	141	194
Civil Plenary	CP PL	106	121
Mortgage Foreclosure	MF	121	23
Civil Collections	CC	121	26
Civil Tort	CT	118	118
Small Claims	SC	13	13
Domestic Relations	DR	139	185
Reciprocal Support	RS	31	31
Mental Health	MH	37	37
Adoption	AD	53	53
Adoption History	AH	53	*
Estate	ES/EU	85	85
Guardianship	GU	93	93
Trusts	TR	40	40
Protective Orders	PO	34	37
Civil Miscellaneous	MI	87	87

* Casetype names are no longer used.

Weighted Caseload Summary



This chart reveals the importance of the weighted caseload measures, which reflect an estimate of the judicial resources consumed by each category. Despite the large number of Infractions and Small Claims cases, they consume relatively little judicial resource. In contrast, the much smaller number of civil and criminal cases consumes roughly 73% of total judicial resources in courts of record.

Weighted Caseload Measures by Court and County

County	Court Name	Note(s)	2006			2005			2004		
			Need	Have	Utlz	Need	Have	Utlz	Need	Have	Utlz
Adams	Circuit		1.02	1.00	1.02	1.07	1.00	1.07	1.06	1.00	1.06
Adams	Superior		0.65	1.00	0.65	0.66	1.00	0.66	0.84	1.00	0.84
	Total / Average		1.67	2.00	0.83	1.72	2.00	0.86	1.90	2.00	0.95
Allen	Circuit		4.57	3.00	1.52	4.70	3.00	1.57	4.70	3.00	1.57
Allen	Superior 1		2.19	2.00	1.09	2.17	2.00	1.08	2.27	2.00	1.13
Allen	Superior 2		2.17	2.00	1.08	2.15	2.00	1.08	2.25	2.00	1.12
Allen	Superior 3		2.17	2.00	1.09	2.19	2.00	1.09	2.28	2.00	1.14
Allen	Superior 4	(6)	3.12	2.00	1.56	2.82	2.00	1.41	2.75	2.00	1.37
Allen	Superior 5	(8)	2.77	2.00	1.38	2.88	2.00	1.44	3.17	2.00	1.58
Allen	Superior 6		2.70	2.00	1.35	2.70	2.00	1.35	2.91	2.00	1.45
Allen	Superior 7		3.74	3.00	1.25	3.67	3.00	1.22	3.87	3.00	1.29
Allen	Superior 8		3.62	3.00	1.21	2.79	3.00	0.93	2.68	3.00	0.89
Allen	Superior 9		2.39	2.00	1.20	2.45	2.00	1.22	2.48	2.00	1.24
	Total / Average		29.44	23.00	1.27	28.51	23.00	1.24	29.34	23.00	1.28
Bartholomew	Circuit		2.01	1.74	1.16	2.04	1.60	1.28	1.87	1.60	1.17
Bartholomew	Superior 1		1.86	1.03	1.81	1.73	1.10	1.57	1.68	1.00	1.68
Bartholomew	Superior 2		2.23	2.03	1.10	2.43	2.10	1.16	2.50	2.00	1.25
	Total / Average		6.10	4.80	1.35	6.20	4.80	1.29	6.04	4.60	1.31
Benton	Circuit		0.56	1.00	0.56	0.77	1.00	0.77	0.79	1.00	0.79
	Total / Average		0.56	1.00	0.56	0.77	1.00	0.77	0.79	1.00	0.79
Blackford	Circuit		0.55	1.00	0.55	0.62	1.00	0.62	0.76	1.00	0.76
Blackford	Superior		0.44	1.00	0.44	0.44	1.00	0.44	0.40	1.00	0.40
	Total / Average		0.98	2.00	0.49	1.06	2.00	0.53	1.16	2.00	0.58
Boone	Circuit		1.62	1.50	1.08	1.71	1.50	1.14	1.59	1.50	1.06
Boone	Superior 1		0.88	1.00	0.88	0.85	1.00	0.85	0.89	1.00	0.89
Boone	Superior 2		1.13	1.20	0.94	1.11	1.20	0.93	1.10	1.20	0.91
	Total / Average		3.62	3.70	0.97	3.67	3.70	0.99	3.58	3.70	0.97
Brown	Circuit		1.01	2.00	0.51	1.03	2.00	0.52	1.08	2.00	0.54
	Total / Average		1.01	2.00	0.51	1.03	2.00	0.52	1.08	2.00	0.54
Carroll	Circuit		0.74	1.00	0.74	0.80	1.00	0.80	0.75	1.00	0.75
Carroll	Superior		0.58	1.00	0.58	0.64	1.00	0.64	0.79	1.00	0.79
	Total / Average		1.33	2.00	0.66	1.44	2.00	0.72	1.54	2.00	0.77
Cass	Circuit		0.76	1.00	0.76	0.79	1.00	0.79	0.90	1.00	0.90
Cass	Superior 1		1.23	1.00	1.23	1.26	1.00	1.26	1.38	1.00	1.38

2006 Indiana Judicial Service Report

County	Court Name	Note(s)	2006			2005			2004		
			Need	Have	Utilz	Need	Have	Utilz	Need	Have	Utilz
Cass	Superior 2		1.27	1.00	1.27	1.22	1.00	1.22	1.34	1.00	1.34
	Total / Average		3.26	3.00	1.09	3.26	3.00	1.09	3.62	3.00	1.21
Clark	Circuit		1.51	1.15	1.31	1.34	1.15	1.16	1.59	1.15	1.38
Clark	Superior 1		2.85	1.10	2.59	2.02	1.10	1.83	2.16	1.10	1.96
Clark	Superior 2	(8)	1.70	1.15	1.48	2.08	1.15	1.81	2.30	1.15	2.00
Clark	Superior 3		3.00	1.60	1.87	2.79	1.60	1.74	2.67	1.20	2.23
	Total / Average		9.06	5.00	1.81	8.23	5.00	1.65	8.72	4.60	1.89
Clay	Circuit		1.16	1.00	1.16	1.26	1.00	1.26	1.07	1.00	1.07
Clay	Superior		1.16	1.00	1.16	1.25	1.00	1.25	1.03	1.00	1.03
	Total / Average		2.32	2.00	1.16	2.51	2.00	1.25	2.10	2.00	1.05
Clinton	Circuit		1.26	1.00	1.26	1.24	1.00	1.24	1.31	1.00	1.31
Clinton	Superior		1.43	1.00	1.43	1.43	1.00	1.43	1.32	1.00	1.32
	Total / Average		2.70	2.00	1.35	2.67	2.00	1.33	2.63	2.00	1.31
Crawford	Circuit		0.96	1.00	0.96	1.08	1.00	1.08	1.28	1.00	1.28
	Total / Average		0.96	1.00	0.96	1.08	1.00	1.08	1.28	1.00	1.28
Daviess	Circuit		1.04	1.00	1.04	1.01	1.00	1.01	1.00	1.00	1.00
Daviess	Superior		1.09	1.00	1.09	1.12	1.00	1.12	1.10	1.00	1.10
	Total / Average		2.13	2.00	1.07	2.13	2.00	1.07	2.10	2.00	1.05
Dearborn	Circuit	(1), (8)	1.72	1.00	1.72	2.09	1.00	2.09	1.95	1.20	1.63
Dearborn	Superior 1		0.84	1.20	0.70	1.84	1.20	1.54	1.81	1.11	1.63
Dearborn	Superior 2		1.24	1.00	1.24						
	Total / Average		3.79	3.20	1.22	3.93	2.20	1.79	3.77	2.31	1.63
Decatur	Circuit		0.99	1.00	0.99	1.07	1.00	1.07	1.03	1.00	1.03
Decatur	Superior		0.82	1.00	0.82	1.01	1.00	1.01	0.94	1.00	0.94
	Total / Average		1.81	2.00	0.91	2.08	2.00	1.04	1.98	2.00	0.99
DeKalb	Circuit		1.16	1.00	1.16	1.66	1.00	1.66	1.55	1.00	1.55
DeKalb	Superior 1		1.07	1.20	0.89	2.01	1.20	1.75	2.17	2.00	1.08
DeKalb	Superior 2		1.18	1.00	1.18						
	Total / Average		3.41	3.20	1.08	3.76	2.20	1.71	3.71	3.00	1.24
Delaware	Circuit 1		1.75	1.20	1.45	1.56	1.20	1.30	1.56	1.20	1.30
Delaware	Circuit 2		1.79	1.80	0.99	1.68	1.80	0.93	2.17	1.80	1.21
Delaware	Circuit 3		0.97	1.20	0.81	0.74	1.20	0.61	0.76	1.20	0.64
Delaware	Circuit 4	(8)	1.67	1.10	1.52	1.92	1.10	1.74	1.83	1.10	1.67
Delaware	Circuit 5		1.39	1.20	1.16	1.85	1.20	1.54	1.74	1.20	1.45
	Total / Average		7.56	6.50	1.19	7.74	6.50	1.19	8.06	6.50	1.24

Volume 1 - Executive Summary

County	Court Name	Note(s)	2006			2005			2004		
			Need	Have	Utilz	Need	Have	Utilz	Need	Have	Utilz
Dubois	Circuit		1.64	1.00	1.64	1.49	1.00	1.49	1.52	1.00	1.52
Dubois	Superior	(8)	1.50	1.00	1.50	1.34	1.00	1.34	1.43	1.00	1.43
	Total / Average		3.14	2.00	1.57	2.83	2.00	1.42	2.95	2.00	1.48
Elkhart	Circuit		3.50	2.00	1.75	3.10	2.00	1.55	3.20	2.00	1.60
Elkhart	Superior 1		1.44	2.00	0.72	1.18	1.00	1.18	1.42	1.00	1.42
Elkhart	Superior 2		2.14	1.65	1.30	1.94	1.65	1.18	2.35	1.65	1.42
Elkhart	Superior 3		1.43	1.08	1.32	1.27	1.08	1.17	1.53	1.08	1.42
Elkhart	Superior 4 [Goshen]		1.57	1.30	1.21	1.62	1.30	1.24	1.57	1.30	1.20
Elkhart	Superior 5 [Elkhart]		2.34	1.40	1.67	2.31	1.40	1.65	2.22	1.40	1.59
Elkhart	Superior 6		2.94	1.30	2.26	3.02	1.00	3.02	2.38	1.00	2.38
	Total / Average		15.35	10.73	1.46	14.44	9.43	1.53	14.68	9.43	1.56
Fayette	Circuit		1.57	1.00	1.57	1.85	1.00	1.85	1.61	1.00	1.61
Fayette	Superior		0.94	1.00	0.94	0.83	1.00	0.83	0.94	1.00	0.94
	Total / Average		2.51	2.00	1.26	2.68	2.00	1.34	2.55	2.00	1.27
Floyd	Circuit		2.43	1.33	1.82	2.40	1.33	1.80	2.53	1.30	1.95
Floyd	Superior 1		2.17	1.33	1.63	2.02	1.33	1.51	1.98	1.00	1.98
Floyd	County		1.75	1.33	1.31	1.76	1.33	1.32	2.40	1.30	1.84
	Total / Average		6.34	4.00	1.59	6.17	4.00	1.54	6.91	3.60	1.92
Fountain	Circuit		1.11	1.25	0.89	1.35	1.25	1.08	1.31	1.25	1.05
	Total / Average		1.11	1.25	0.89	1.35	1.25	1.08	1.31	1.25	1.05
Franklin	Circuit		1.44	1.00	1.44	1.73	1.00	1.73	1.37	1.00	1.37
	Total / Average		1.44	1.00	1.44	1.73	1.00	1.73	1.37	1.00	1.37
Fulton	Circuit		0.78	1.00	0.78	0.72	1.00	0.72	0.81	1.00	0.81
Fulton	Superior	(6)	0.92	1.00	0.92	0.97	1.00	0.97	0.57	1.00	0.57
	Total / Average		1.70	2.00	0.85	1.69	2.00	0.84	1.37	2.00	0.69
Gibson	Circuit		1.13	1.00	1.13	1.32	1.00	1.32	1.25	1.00	1.25
Gibson	Superior		1.17	1.00	1.17	1.24	1.00	1.24	1.14	1.00	1.14
	Total / Average		2.31	2.00	1.15	2.56	2.00	1.28	2.38	2.00	1.19
Grant	Circuit		1.32	1.25	1.06	1.31	1.25	1.05	1.16	1.25	0.93
Grant	Superior 1		1.24	1.00	1.24	1.08	1.00	1.08	1.00	1.00	1.00
Grant	Superior 2		1.26	1.45	0.87	1.25	1.00	1.25	1.33	1.00	1.33
Grant	Superior 3	(8)	1.44	1.20	1.20	1.65	1.30	1.27	1.75	1.30	1.35
	Total / Average		5.27	4.90	1.09	5.29	4.55	1.16	5.24	4.55	1.15
Greene	Circuit		1.15	1.00	1.15	1.43	1.00	1.43	1.07	1.00	1.07

2006 Indiana Judicial Service Report

County	Court Name	Note(s)	2006			2005			2004		
			Need	Have	Utilz	Need	Have	Utilz	Need	Have	Utilz
Greene	Superior		1.10	1.00	1.10	1.28	1.00	1.28	1.25	1.00	1.25
	Total / Average		2.26	2.00	1.13	2.71	2.00	1.35	2.32	2.00	1.16
Hamilton	Circuit		1.80	1.53	1.18	1.97	1.53	1.29	2.33	1.53	1.52
Hamilton	Superior 1		2.47	1.70	1.45	2.27	1.70	1.34	2.16	1.70	1.27
Hamilton	Superior 2		1.80	1.43	1.26	1.66	1.43	1.16	1.49	1.43	1.04
Hamilton	Superior 3		2.23	1.52	1.46	2.38	1.42	1.67	2.11	1.42	1.48
Hamilton	Superior 4		1.99	1.43	1.39	1.96	1.43	1.37	2.06	1.43	1.44
Hamilton	Superior 5		1.97	1.29	1.52	2.06	1.29	1.60	2.12	1.29	1.64
	Total / Average		12.26	8.90	1.38	12.30	8.80	1.40	12.27	8.80	1.39
Hancock	Circuit	(8)	1.45	1.00	1.45	1.39	1.00	1.39	1.37	1.00	1.37
Hancock	Superior 1		1.26	1.00	1.26	1.27	1.00	1.27	1.22	1.00	1.22
Hancock	Superior 2		1.49	1.00	1.49	1.62	1.00	1.62	1.50	1.00	1.50
	Total / Average		4.20	3.00	1.40	4.29	3.00	1.43	4.09	3.00	1.36
Harrison	Circuit		1.59	1.00	1.59	1.58	1.00	1.58	1.59	1.00	1.59
Harrison	Superior		1.04	1.00	1.04	1.11	1.00	1.11	1.07	1.00	1.07
	Total / Average		2.63	2.00	1.31	2.69	2.00	1.35	2.66	2.00	1.33
Hendricks	Circuit		2.00	1.00	2.00	1.82	1.00	1.82	1.74	1.00	1.74
Hendricks	Superior 1		1.83	1.20	1.53	1.83	1.20	1.52	1.66	1.20	1.38
Hendricks	Superior 2		2.04	1.30	1.57	1.97	1.20	1.64	1.83	1.20	1.52
Hendricks	Superior 3		1.81	1.20	1.51	1.77	1.20	1.48	1.73	1.20	1.44
	Total / Average		7.68	4.70	1.65	7.39	4.60	1.61	6.97	4.60	1.52
Henry	Circuit		1.32	1.35	0.98	1.30	1.35	0.97	1.38	1.35	1.02
Henry	Superior 1		1.46	1.25	1.17	1.13	1.35	0.83	1.23	1.35	0.91
Henry	Superior 2		0.97	1.00	0.97	1.05	1.00	1.05	1.35	1.00	1.35
	Total / Average		3.76	3.60	1.04	3.48	3.70	0.94	3.96	3.70	1.07
Howard	Circuit	(7)	2.47	1.30	1.90	2.56	1.30	1.97	2.66	1.30	2.05
Howard	Superior 1	(8)	1.17	1.00	1.17	1.76	1.00	1.76	1.64	1.00	1.64
Howard	Superior 2		1.64	1.00	1.64	1.50	1.00	1.50	1.82	1.00	1.82
Howard	Superior 3		1.92	1.00	1.92	2.46	1.00	2.46	2.19	1.00	2.19
Howard	Superior 4		1.24	1.00	1.24						
	Total / Average		8.44	5.30	1.57	8.28	4.30	1.92	8.32	4.30	1.94
Huntington	Circuit		1.17	1.20	0.97	1.16	1.15	1.01	1.10	1.00	1.10
Huntington	Superior		1.61	1.40	1.15	1.72	1.35	1.28	1.85	1.00	1.85
	Total / Average		2.78	2.60	1.06	2.88	2.50	1.15	2.95	2.00	1.47
Jackson	Circuit		1.93	1.40	1.38	2.18	1.40	1.56	2.53	1.60	1.58

Volume 1 - Executive Summary

County	Court Name	Note(s)	2006			2005			2004		
			Need	Have	Utilz	Need	Have	Utilz	Need	Have	Utilz
Jackson	Superior		1.77	1.00	1.77	1.89	1.00	1.89	1.80	1.00	1.80
	Total / Average		3.71	2.40	1.58	4.07	2.40	1.69	4.33	2.60	1.67
Jasper	Circuit		1.49	1.00	1.49	1.14	1.00	1.14	1.11	1.00	1.11
Jasper	Superior		0.82	1.00	0.82	0.98	1.00	0.98	0.99	1.00	0.99
	Total / Average		2.31	2.00	1.15	2.13	2.00	1.06	2.10	2.00	1.05
Jay	Circuit		0.78	1.00	0.78	0.73	1.00	0.73	0.82	1.00	0.82
Jay	Superior		0.53	1.00	0.53	0.59	1.00	0.59	0.55	1.00	0.55
	Total / Average		1.31	2.00	0.66	1.32	2.00	0.66	1.37	2.00	0.68
Jefferson	Circuit	(2)	1.54	0.93	1.66	1.58	0.93	1.70	1.79	1.00	1.79
Jefferson	Superior		1.39	1.00	1.39	1.34	1.00	1.34	1.50	1.00	1.50
	Total / Average		2.93	1.93	1.52	2.92	1.93	1.51	3.28	2.00	1.64
Jennings	Circuit		1.15	1.00	1.15	1.05	1.00	1.05	0.97	1.00	0.97
Jennings	Superior		1.37	1.00	1.37	1.41	1.00	1.41	1.36	1.00	1.36
	Total / Average		2.52	2.00	1.26	2.46	2.00	1.23	2.33	2.00	1.17
Johnson	Circuit		3.31	2.25	1.47	3.29	2.25	1.46	2.99	2.25	1.32
Johnson	Superior 1		1.49	1.25	1.19	1.48	1.25	1.18	1.50	1.25	1.20
Johnson	Superior 2		1.63	1.25	1.30	1.47	1.25	1.17	1.57	1.25	1.26
Johnson	Superior 3		1.93	1.25	1.55	1.71	1.25	1.37	1.65	1.25	1.32
	Total / Average		8.36	6.00	1.38	7.95	6.00	1.32	7.71	5.99	1.29
Knox	Circuit		1.21	1.00	1.21	1.24	1.00	1.24	1.50	1.00	1.50
Knox	Superior 1		1.02	1.00	1.02	1.18	1.00	1.18	1.23	1.00	1.23
Knox	Superior 2		1.93	1.00	1.93	2.16	1.00	2.16	1.97	1.00	1.97
	Total / Average		4.16	3.00	1.39	4.57	3.00	1.52	4.70	3.00	1.57
Kosciusko	Circuit		1.99	1.00	1.99	2.11	1.00	2.11	1.96	1.00	1.96
Kosciusko	Superior 1		1.46	1.00	1.46	1.33	1.00	1.33	1.47	1.00	1.47
Kosciusko	Superior 2		1.15	1.00	1.15	0.84	1.00	0.84	0.99	1.00	0.99
Kosciusko	Superior 3		0.85	1.00	0.85	0.75	1.00	0.75	0.76	1.00	0.76
	Total / Average		5.44	4.00	1.36	5.04	4.00	1.26	5.18	4.00	1.29
Lagrange	Circuit		1.13	1.00	1.13	1.06	1.00	1.06	1.07	1.00	1.07
Lagrange	Superior		1.07	1.00	1.07	1.06	1.00	1.06	1.21	1.00	1.21
	Total / Average		2.21	2.00	1.10	2.12	2.00	1.06	2.28	2.00	1.14
Lake	Circuit		5.02	3.70	1.36	4.61	3.70	1.25	4.58	3.70	1.24
Lake	Superior, Civil 1		1.07	1.20	0.89	1.15	1.20	0.95	1.27	1.20	1.06
Lake	Superior, Civil 2		0.77	1.20	0.64	0.95	1.40	0.68	0.91	1.40	0.65
Lake	Superior, Civil 3		3.62	3.00	1.21	3.92	3.20	1.23	3.93	3.50	1.12

2006 Indiana Judicial Service Report

County	Court Name	Note(s)	2006			2005			2004		
			Need	Have	Utilz	Need	Have	Utilz	Need	Have	Utilz
Lake	Superior, Civil 4		1.12	1.20	0.93	0.48	1.00	0.48	0.61	1.00	0.61
Lake	Superior, Civil 5		0.96	1.00	0.96	0.91	1.00	0.91	0.98	1.00	0.98
Lake	Superior, Juvenile		6.41	6.35	1.00	6.22	6.35	0.98	5.66	6.35	0.89
Lake	Superior, County 1		3.21	2.00	1.61	3.16	2.00	1.58	2.32	2.00	1.16
Lake	Superior, County 2		3.70	2.10	1.76	3.29	2.10	1.56	3.02	2.00	1.51
Lake	Superior, County 3		2.82	2.20	1.28	2.74	2.20	1.25	2.99	2.20	1.36
Lake	Superior, Civil 6		0.99	1.00	0.99	0.91	1.00	0.91	0.90	1.00	0.90
Lake	Superior, Civil 7		0.85	1.00	0.85	0.90	1.00	0.90	0.89	1.00	0.89
Lake	Superior, County 4		1.94	1.20	1.62	1.71	1.20	1.43	1.58	1.20	1.32
Lake	Superior, Crim 1		1.52	1.50	1.01	1.26	1.50	0.84	1.31	1.50	0.88
Lake	Superior, Crim 2		1.30	1.50	0.87	1.28	1.50	0.85	1.34	1.50	0.90
Lake	Superior, Crim 3		1.33	1.50	0.88	1.30	1.50	0.87	1.25	1.50	0.84
Lake	Superior, Crim 4		1.34	1.50	0.90	1.43	1.50	0.96	1.48	1.50	0.99
	Total / Average		37.96	33.15	1.10	36.21	33.35	1.09	35.02	33.55	1.04
La Porte	Circuit		3.56	3.40	1.05	2.97	2.40	1.24	3.02	2.40	1.26
La Porte	Superior 1		1.69	1.00	1.69	1.77	1.00	1.77	1.78	1.00	1.78
La Porte	Superior 2		1.28	1.00	1.28	1.37	1.00	1.37	1.19	1.00	1.19
La Porte	Superior 3 (LaPorte)		1.65	1.00	1.65	1.66	1.00	1.66	1.51	1.00	1.51
La Porte	Superior 4 (Michigan City)		2.79	1.40	1.99	2.46	1.40	1.76	2.52	1.40	1.80
	Total / Average		10.98	7.80	1.53	10.23	6.80	1.51	10.03	6.80	1.48
Lawrence	Circuit		1.40	1.20	1.17	1.37	1.20	1.14	1.50	1.20	1.25
Lawrence	Superior 1		1.02	1.00	1.02	0.98	1.00	0.98	1.04	1.00	1.04
Lawrence	Superior 2	(8)	1.13	1.00	1.13	1.11	1.00	1.11	1.08	1.00	1.08
	Total / Average		3.55	3.20	1.10	3.46	3.20	1.08	3.63	3.20	1.13
Madison	Circuit		1.68	2.00	0.84	1.60	1.40	1.14	1.77	1.40	1.26
Madison	Superior 1		1.97	1.33	1.48	2.01	1.33	1.51	2.17	1.33	1.63
Madison	Superior 2		2.88	1.40	2.06	2.59	1.40	1.85	2.85	1.40	2.03
Madison	Superior 3		1.97	1.35	1.46	1.95	1.35	1.45	2.18	1.35	1.61
Madison	County 1	(8)	1.24	1.00	1.24	1.34	1.10	1.22	1.29	1.10	1.18
Madison	County 2		1.26	1.11	1.13	1.43	1.11	1.29	1.48	1.11	1.34
	Total / Average		11.00	8.19	1.37	10.93	7.69	1.42	11.74	7.69	1.52
Marion	Circuit		8.68	4.50	1.93	6.34	4.50	1.41	5.89	4.50	1.31
Marion	Superior, Civil 1		2.18	1.90	1.15	2.19	1.90	1.15	2.31	1.90	1.21

Volume 1 - Executive Summary

County	Court Name	Note(s)	2006			2005			2004		
			Need	Have	Utilz	Need	Have	Utilz	Need	Have	Utilz
Marion	Superior, Civil 2		2.19	2.10	1.04	2.23	2.10	1.06	2.29	2.10	1.09
Marion	Superior, Civil 3		2.16	1.90	1.13	2.13	1.90	1.12	2.25	1.90	1.18
Marion	Superior, Civil 4		2.21	2.00	1.11	2.20	2.00	1.01	2.27	2.00	1.13
Marion	Superior, Civil 5		2.15	2.00	1.07	2.22	2.00	1.11	2.24	2.00	1.12
Marion	Superior, Civil 6		2.17	2.00	1.09	2.15	2.00	1.08	2.22	2.00	1.11
Marion	Superior, Civil 7		2.21	2.00	1.11	2.19	2.00	1.01	2.28	2.00	1.14
Marion	Superior, Probate		3.00	4.00	0.75	3.12	4.00	0.78	2.82	4.00	0.71
Marion	Superior, Juvenile	(7)	7.98	6.40	1.25	9.15	6.40	1.43	8.72	6.40	1.36
Marion	Superior, Civil 10		2.17	1.90	1.14	2.24	1.90	1.18	2.22	1.90	1.17
Marion	Superior, Civil 11		2.19	2.00	1.01	2.20	2.00	1.01	2.20	2.00	1.10
Marion	Superior, Civil 12		2.17	2.00	1.09	2.19	2.00	1.01	2.27	2.00	1.14
Marion	Superior, Civil 13		2.16	2.00	1.08	2.19	2.00	1.01	2.27	2.00	1.14
Marion	Superior, Crim 7		1.65	1.31	1.26	1.68	1.31	1.28	1.80	1.31	1.37
Marion	Superior, Crim 8		1.59	1.31	1.21	1.65	1.31	1.26	1.78	1.31	1.36
Marion	Superior, Crim 9		2.20	1.44	1.53	2.13	1.44	1.48	2.07	1.44	1.44
Marion	Superior, Crim 10		1.54	1.31	1.17	1.56	1.31	1.19	1.72	1.31	1.31
Marion	Superior, Crim 11	(4)									
Marion	Superior, Crim 12		2.11	2.06	1.02	2.24	2.06	1.09	2.09	2.06	1.02
Marion	Superior, Crim 13		4.62	2.06	2.24	3.92	2.06	1.90	5.00	2.06	2.43
Marion	Superior, Crim 15		2.21	1.36	1.63	2.14	1.36	1.58	2.10	1.36	1.54
Marion	Superior, Crim 16		1.52	1.51	1.01	1.65	1.51	1.09	1.71	1.51	1.13
Marion	Superior, Crim 17		1.52	1.54	0.99	1.66	1.54	1.08	1.73	1.54	1.12
Marion	Superior, Crim 18		2.14	1.39	1.54	2.12	1.39	1.53	2.05	1.39	1.47
Marion	Superior, Crim 19		1.45	1.31	1.11	1.56	1.31	1.19	1.73	1.31	1.32
Marion	Superior, Crim 1		1.48	1.76	0.84	1.25	1.76	0.71	1.25	1.76	0.71
Marion	Superior, Crim 2		1.43	1.76	0.81	1.27	1.76	0.72	1.21	1.76	0.69
Marion	Superior, Crim 3		1.51	1.71	0.88	1.26	1.71	0.74	1.24	1.71	0.73
Marion	Superior, Crim 4		1.49	1.86	0.80	1.24	1.86	0.67	1.22	1.86	0.65
Marion	Superior, Crim 5		1.49	1.86	0.80	1.33	1.86	0.71	1.21	1.86	0.65
Marion	Superior, Crim 6		1.45	1.81	0.80	1.29	1.81	0.71	1.19	1.81	0.66
Marion	Superior, Crim 14	(8)	2.64	1.86	1.42	2.41	1.86	1.30	2.19	1.86	1.18

HIGHLIGHTS

SUPREME COURT

COURT OF APPEALS

TAX COURT

TRIAL COURTS

2006 Indiana Judicial Service Report

County	Court Name	Note(s)	2006			2005			2004		
			Need	Have	Utilz	Need	Have	Utilz	Need	Have	Utilz
Marion	Superior, Crim 20		3.66	2.81	1.30	3.20	2.81	1.14	3.17	2.81	1.13
Marion	Superior, Crim 21		1.82	1.80	1.01	1.79	1.80	0.99	1.79	2.06	0.87
Marion[v]	Violations Bureau	(5)	1.42	0.00	0.00	2.47	0.00	0.00	2.45	0.00	0.00
	Total / Average		88.02	70.53	1.19	80.11	70.53	1.14	82.93	70.79	1.17
Marshall	Circuit		1.00	1.00	1.00	1.05	1.00	1.05	1.04	1.00	1.04
Marshall	Superior 1		1.09	1.00	1.09	1.19	1.00	1.19	1.20	1.00	1.20
Marshall	Superior 2		1.76	1.00	1.76	1.73	1.00	1.73	1.64	1.00	1.64
	Total / Average		3.85	3.00	1.28	3.97	3.00	1.32	3.88	3.00	1.29
Martin	Circuit		0.93	1.00	0.93	0.93	1.00	0.93	1.02	1.00	1.02
	Total / Average		0.93	1.00	0.93	0.93	1.00	0.93	1.02	1.00	1.02
Miami	Circuit		1.48	1.00	1.48	1.46	1.00	1.46	1.43	1.00	1.43
Miami	Superior		1.36	1.00	1.36	1.65	1.00	1.65	1.60	1.00	1.60
	Total / Average		2.84	2.00	1.42	3.11	2.00	1.56	3.04	2.00	1.52
Monroe	Circuit 1		1.06	1.05	1.01	1.02	1.03	0.99	1.38	1.00	1.38
Monroe	Circuit 2		1.23	1.10	1.12	1.25	1.03	1.21	1.48	1.00	1.48
Monroe	Circuit 3	(8)	1.33	1.15	1.16	1.18	1.01	1.17	1.33	1.00	1.33
Monroe	Circuit 4		1.20	1.10	1.01	1.58	1.11	1.42	1.43	1.00	1.43
Monroe	Circuit 5		1.37	1.15	1.19	1.21	1.06	1.14	1.53	1.00	1.53
Monroe	Circuit 6		1.11	1.05	1.06	1.64	1.11	1.48	1.58	1.00	1.58
Monroe	Circuit 7		1.20	1.30	0.92	1.56	1.65	0.95	1.44	1.00	1.44
Monroe	Circuit 8		1.12	1.10	1.02						
	Total / Average		9.63	9.00	1.07	9.43	8.00	1.18	10.17	7.00	1.45
Montgomery	Circuit		1.05	1.00	1.05	1.59	1.00	1.59	0.95	1.00	0.95
Montgomery	Superior 1		1.01	1.00	1.01	1.84	1.00	1.84	1.09	1.00	1.09
Montgomery	Superior 2		2.86	1.00	2.86	1.59	1.00	1.59	1.15	1.00	1.15
	Total / Average		4.92	3.00	1.64	5.01	3.00	1.67	3.19	3.00	1.06
Morgan	Circuit		1.25	1.50	0.83	1.27	1.50	0.85	1.23	1.50	0.82
Morgan	Superior 1		1.38	1.50	0.92	1.53	1.50	1.02	1.47	1.50	0.98
Morgan	Superior 2		0.99	1.00	0.99	0.90	1.00	0.90	0.94	1.00	0.94
Morgan	Superior 3		0.85	1.10	0.77	1.04	1.00	1.04	0.93	1.00	0.93
	Total / Average		4.47	5.10	0.88	4.74	5.00	0.95	4.57	5.00	0.91
Newton	Circuit		0.57	1.00	0.57	0.48	1.00	0.48	0.44	1.00	0.44
Newton	Superior		0.73	1.00	0.73	0.68	1.00	0.68	0.56	1.00	0.56
	Total / Average		1.30	2.00	0.65	1.16	2.00	0.58	1.00	2.00	0.50

Volume 1 - Executive Summary

County	Court Name	Note(s)	2006			2005			2004		
			Need	Have	Utilz	Need	Have	Utilz	Need	Have	Utilz
Noble	Circuit		1.19	1.00	1.19	1.39	1.00	1.39	1.42	1.00	1.42
Noble	Superior 1		1.32	1.00	1.32	1.09	1.00	1.09	1.14	1.00	1.14
Noble	Superior 2	(8)	1.27	1.00	1.27	1.17	1.00	1.17	1.06	1.00	1.06
	Total / Average		3.77	3.00	1.26	3.64	3.00	1.21	3.62	3.00	1.21
Ohio	Circuit	(1)	0.14	0.20	0.71	0.17	0.20	0.85	0.16	0.30	0.53
Ohio	Superior	(3)	0.38	0.40	0.96	0.41	0.40	1.03	0.40	1.00	0.40
	Total / Average		0.53	0.60	0.84	0.58	0.60	0.97	0.56	1.30	0.43
Orange	Circuit		0.99	1.00	0.99	0.86	1.00	0.86	0.97	1.00	0.97
Orange	Superior		1.11	1.00	1.11	1.00	1.00	1.00	1.06	1.00	1.06
	Total / Average		2.10	2.00	1.05	1.87	2.00	0.93	2.02	2.00	1.01
Owen	Circuit	(8)	1.58	1.70	0.93	1.51	1.70	0.89	1.59	2.00	0.80
	Total / Average		1.58	1.70	0.93	1.51	1.70	0.89	1.59	2.00	0.80
Parke	Circuit	(8)	1.72	1.00	1.72	1.29	1.00	1.29	1.43	1.00	1.43
	Total / Average		1.72	1.00	1.72	1.29	1.00	1.29	1.43	1.00	1.43
Perry	Circuit	(8)	1.69	1.00	1.69	1.65	1.00	1.65	1.73	1.00	1.73
	Total / Average		1.69	1.00	1.69	1.65	1.00	1.65	1.73	1.00	1.73
Pike	Circuit	(6)	1.13	1.50	0.76	1.18	1.50	0.79	1.23	1.50	0.82
	Total / Average		1.13	1.50	0.76	1.18	1.50	0.79	1.23	1.50	0.82
Porter	Circuit		2.20	2.00	1.01	2.13	2.00	1.07	2.03	1.00	2.03
Porter	Superior 1		2.43	2.00	1.21	2.22	2.00	1.11	2.32	1.00	2.32
Porter	Superior 2		2.30	2.00	1.15	2.18	2.00	1.09	2.27	1.00	2.27
Porter	Superior 3	(8)	1.16	1.00	1.16	1.17	1.00	1.17	1.26	1.00	1.26
Porter	Superior 4		1.53	1.00	1.53	1.41	1.00	1.41	1.44	1.00	1.44
Porter	Superior 6		1.65	1.00	1.65	1.44	1.00	1.44	1.44	1.00	1.44
	Total / Average		11.27	9.00	1.30	10.55	9.00	1.17	10.77	6.00	1.79
Posey	Circuit		0.74	1.00	0.74	0.90	1.00	0.90	0.88	1.00	0.88
Posey	Superior		0.68	1.00	0.68	0.66	1.00	0.66	0.70	1.00	0.70
	Total / Average		1.42	2.00	0.71	1.56	2.00	0.78	1.58	2.00	0.79
Pulaski	Circuit		0.70	1.00	0.70	0.81	1.00	0.81	0.74	1.00	0.74
Pulaski	Superior		0.51	1.00	0.51	0.46	1.00	0.46	0.56	1.00	0.56
	Total / Average		1.21	2.00	0.60	1.28	2.00	0.64	1.30	2.00	0.65
Putnam	Circuit		1.59	1.10	1.44	1.65	1.00	1.65	1.54	1.00	1.54
Putnam	Superior		1.47	1.00	1.47	1.41	1.00	1.41	1.29	1.00	1.29
	Total / Average		3.06	2.10	1.46	3.05	2.00	1.53	2.83	2.00	1.42
Randolph	Circuit		0.98	1.00	0.98	1.06	1.00	1.06	0.92	1.00	0.92

HIGHLIGHTS

SUPREME COURT

COURT OF APPEALS

TAX COURT

TRIAL COURTS

2006 Indiana Judicial Service Report

County	Court Name	Note(s)	2006			2005			2004		
			Need	Have	Utilz	Need	Have	Utilz	Need	Have	Utilz
Randolph	Superior		0.72	1.00	0.72	0.92	1.00	0.92	0.82	1.00	0.82
	Total / Average		1.70	2.00	0.85	1.98	2.00	0.99	1.74	2.00	0.87
Ripley	Circuit		0.97	1.00	0.97	0.92	1.00	0.92	1.06	1.00	1.06
Ripley	Superior		0.61	1.00	0.61	0.63	1.00	0.63	0.67	1.00	0.67
	Total / Average		1.58	2.00	0.79	1.54	2.00	0.77	1.73	2.00	0.86
Rush	Circuit		0.59	1.00	0.59	0.72	1.00	0.72	0.74	1.00	0.74
Rush	Superior		0.69	1.00	0.69	0.72	1.00	0.72	0.73	1.00	0.73
	Total / Average		1.28	2.00	0.64	1.43	2.00	0.72	1.48	2.00	0.74
St. Joseph	Circuit		3.03	3.00	1.01	2.88	3.00	0.96	3.20	3.00	1.07
St. Joseph	Superior 1		2.06	1.25	1.65	1.94	1.25	1.56	1.94	1.25	1.55
St. Joseph	Superior 2		1.99	1.25	1.59	2.19	1.25	1.75	2.25	1.25	1.80
St. Joseph	Superior 3		2.03	1.25	1.63	2.03	1.25	1.62	1.98	1.25	1.58
St. Joseph	Superior 4		1.50	1.33	1.13	1.59	1.33	1.19	1.79	1.33	1.35
St. Joseph	Superior 5		1.61	1.00	1.61	1.62	1.33	1.22	1.80	1.33	1.35
St. Joseph	Superior 6		1.54	1.33	1.16	1.59	1.00	1.59	1.39	1.00	1.39
St. Joseph	Superior 7		1.49	1.33	1.12	1.59	1.33	1.20	1.79	1.33	1.35
St. Joseph	Superior 8	(8)	2.26	1.25	1.81	2.31	1.25	1.85	2.27	1.25	1.81
St. Joseph	Probate		5.08	4.00	1.27	4.11	3.00	1.37	4.04	3.00	1.35
	Total / Average		22.59	16.99	1.40	21.85	15.99	1.37	22.45	15.99	1.40
Scott	Circuit		1.56	1.14	1.37	1.41	1.00	1.41	1.14	1.00	1.14
Scott	Superior		1.49	1.07	1.40	1.64	1.00	1.64	1.70	1.00	1.70
	Total / Average		3.06	2.21	1.38	3.05	2.00	1.52	2.84	2.00	1.42
Shelby	Circuit		1.18	1.00	1.18	1.16	1.00	1.16	1.17	1.00	1.17
Shelby	Superior 1		1.63	1.00	1.63	1.50	1.00	1.50	1.74	1.00	1.74
Shelby	Superior 2		1.31	1.00	1.31	1.32	1.00	1.32	1.30	1.00	1.30
	Total / Average		4.12	3.00	1.37	3.97	3.00	1.32	4.21	3.00	1.40
Spencer	Circuit		1.49	1.00	1.49	1.45	1.00	1.45	1.60	1.00	1.60
	Total / Average		1.49	1.00	1.49	1.45	1.00	1.45	1.60	1.00	1.60
Starke	Circuit		1.40	2.00	0.70	1.76	2.00	0.88	1.56	2.00	0.78
	Total / Average		1.40	2.00	0.70	1.76	2.00	0.88	1.56	2.00	0.78
Steuben	Circuit		1.24	1.50	0.82	1.22	1.50	0.81	1.11	1.50	0.74
Steuben	Superior		1.70	1.50	1.13	1.57	1.50	1.05	1.58	1.50	1.05
	Total / Average		2.93	3.00	0.98	2.79	3.00	0.93	2.69	3.00	0.90
Sullivan	Circuit		0.92	1.50	0.61	0.96	1.50	0.64	1.00	1.50	0.67
Sullivan	Superior		1.04	1.50	0.69	0.98	1.50	0.65	0.98	1.50	0.65

Volume 1 - Executive Summary

County	Court Name	Note(s)	2006			2005			2004		
			Need	Have	Utilz	Need	Have	Utilz	Need	Have	Utilz
	Total / Average		1.96	3.00	0.65	1.93	3.00	0.64	1.99	3.00	0.66
Switzerland	Circuit	(2)	0.06	0.07	0.80	0.04	0.07	0.61	0.04	0.50	0.08
Switzerland	Superior	(3)	0.94	0.60	1.56	0.87	0.60	1.45	0.87	1.05	0.82
	Total / Average		0.99	0.67	1.18	0.92	0.67	1.37	0.91	1.55	0.58
Tippecanoe	Circuit		2.17	1.20	1.81	2.19	1.15	1.90	1.86	1.05	1.77
Tippecanoe	Superior 1		2.17	1.22	1.78	1.92	1.20	1.60	1.76	1.05	1.67
Tippecanoe	Superior 2		2.07	1.20	1.73	1.97	1.20	1.64	1.88	1.05	1.79
Tippecanoe	Superior 3	(7)	3.54	1.70	2.08	2.92	1.10	2.66	2.05	1.00	2.05
Tippecanoe	Superior 4		1.37	1.33	1.03	1.44	1.25	1.15	1.48	1.25	1.18
Tippecanoe	Superior 5		2.12	1.12	1.89	2.21	1.25	1.76	1.99	1.25	1.59
Tippecanoe	Superior 6	(8)	1.70	1.23	1.38	1.70	1.25	1.36	2.15	1.25	1.72
	Total / Average		15.13	9.00	1.67	14.34	8.40	1.71	13.17	7.90	1.68
Tipton	Circuit		0.78	1.25	0.62	0.95	1.25	0.76	0.79	1.25	0.63
	Total / Average		0.78	1.25	0.62	0.95	1.25	0.76	0.79	1.25	0.63
Union	Circuit		0.82	1.00	0.82	0.71	1.00	0.71	0.74	1.00	0.74
	Total / Average		0.82	1.00	0.82	0.71	1.00	0.71	0.74	1.00	0.74
Vanderburgh	Circuit	(6)	3.23	2.00	1.62	3.48	2.00	1.74	3.13	2.00	1.57
Vanderburgh	Superior 1		2.39	1.67	1.43	3.03	1.67	1.81	2.69	1.67	1.61
Vanderburgh	Superior 2	(8)	2.21	1.67	1.32	2.84	1.67	1.70	2.25	1.67	1.34
Vanderburgh	Superior 3		2.39	1.67	1.43	3.01	1.67	1.80	2.40	1.67	1.43
Vanderburgh	Superior 4	(7)	2.92	2.00	1.46	2.83	2.00	1.41	2.75	2.00	1.37
Vanderburgh	Superior 5		2.37	1.67	1.42	3.01	1.67	1.80	2.40	1.67	1.44
Vanderburgh	Superior 6		2.40	1.67	1.43	3.01	1.67	1.80	2.41	1.67	1.44
Vanderburgh	Superior 7		2.39	1.67	1.43	3.01	1.67	1.80	2.40	1.67	1.44
	Total / Average		20.30	14.02	1.44	24.20	14.02	1.73	20.43	14.02	1.46
Vermillion	Circuit		1.15	1.00	1.15	1.24	1.00	1.24	1.22	1.00	1.22
	Total / Average		1.15	1.00	1.15	1.24	1.00	1.24	1.22	1.00	1.22
Vigo	Circuit & Superior 3	(7), (9)	2.71	2.3	1.18	2.89	2.00	1.44	3.06	2.00	1.53
Vigo	Superior 1		1.13	1.00	1.13	1.38	1.00	1.38	1.38	1.00	1.38
Vigo	Superior 2		1.11	1.05	1.06	1.54	1.00	1.54	1.54	1.00	1.54
Vigo	Superior 3	(6), (9)	<i>(combined with Circuit)</i>			<i>(combined with Circuit)</i>			<i>(combined with Circuit)</i>		
Vigo	Superior 4		1.49	1.00	1.49	1.30	1.00	1.30	1.30	1.00	1.30
Vigo	Superior 5	(8)	1.51	1.00	1.51	1.59	1.00	1.59	1.79	1.00	1.79
Vigo	Superior 6		1.07	1.00	1.07						
	Total / Average		9.03	7.35	1.23	8.70	6.00	1.45	9.07	6.00	1.51

2006 Indiana Judicial Service Report

County	Court Name	Note(s)	2006			2005			2004		
			Need	Have	Utilz	Need	Have	Utilz	Need	Have	Utilz
Wabash	Circuit		1.52	1.00	1.52	1.48	1.05	1.41	1.52	1.05	1.45
Wabash	Superior	(8)	1.16	1.00	1.16	1.07	1.00	1.07	1.07	1.00	1.07
	Total / Average		2.68	2.05	1.30	2.55	2.05	1.25	2.59	2.05	1.26
Warren	Circuit		0.50	1.00	0.50	0.65	1.00	0.65	0.53	1.00	0.53
	Total / Average		0.50	1.00	0.50	0.65	1.00	0.65	0.53	1.00	0.53
Warrick	Circuit		1.25	1.00	1.25	1.07	1.00	1.07	1.12	1.00	1.12
Warrick	Superior 1	(8)	1.13	1.00	1.13	1.11	1.00	1.11	1.34	1.00	1.34
Warrick	Superior 2		1.12	1.00	1.12	1.06	1.00	1.06	1.23	1.00	1.23
	Total / Average		3.51	3.00	1.17	3.24	3.00	1.08	3.69	3.00	1.23
Washington	Circuit		1.21	1.00	1.21	1.23	1.00	1.23	1.47	1.00	1.47
Washington	Superior		0.92	1.00	0.92	0.85	1.00	0.85	0.96	1.00	0.96
	Total / Average		2.13	2.00	1.06	2.08	2.00	1.04	2.43	2.00	1.22
Wayne	Circuit		1.40	1.00	1.40	1.33	1.00	1.33	1.28	1.00	1.28
Wayne	Superior 1		1.37	1.00	1.37	1.36	1.00	1.36	1.27	1.00	1.27
Wayne	Superior 2		1.36	1.00	1.36	1.31	1.00	1.31	1.30	1.00	1.30
Wayne	Superior 3		1.96	2.00	0.98	2.07	2.00	1.03	2.21	2.00	1.11
	Total / Average		6.09	5.00	1.28	6.08	5.00	1.22	6.06	5.00	1.21
Wells	Circuit		0.93	1.00	0.93	0.86	1.00	0.86	0.86	1.00	0.86
Wells	Superior		0.79	1.00	0.79	0.87	1.00	0.87	0.78	1.00	0.78
	Total / Average		1.72	2.00	0.86	1.73	2.00	0.86	1.64	2.00	0.82
White	Circuit		0.90	1.00	0.90	1.30	1.00	1.30	1.31	1.00	1.31
White	Superior		0.99	1.00	0.99	1.02	1.00	1.02	1.01	1.00	1.01
	Total / Average		1.89	2.00	0.95	2.32	2.00	1.16	2.32	2.00	1.16
Whitley	Circuit		1.04	1.00	1.04	1.07	1.00	1.07	1.17	1.00	1.17
Whitley	Superior		1.13	1.00	1.13	1.15	1.00	1.15	1.16	1.00	1.16
	Total / Average		2.17	2.00	1.09	2.22	2.00	1.11	2.33	2.00	1.16
	STATE Total/ Average		515.81	418.82	1.23	510.74	411.61	1.24	507.78	409.79	1.24

Notes:

- (1) Dearborn Circuit Court and Ohio Circuit Court share a judge.
- (2) Jefferson Circuit Court and Switzerland Circuit Court share a judge.
- (3) Ohio Superior Court and Switzerland Superior Court share a judge.
- (4) Marion County Criminal Court 11 functions as an initial hearings court. The cases are considered filed in the court in which they are finally heard. Criminal Court 11 was not included in the Marion County totals or averages.
- (5) Marion County Violations Bureau does not have a judge because it only handles payment of Infractions and Ordinance Violations. Marion County Violations Bureau was not included in the Marion County totals or averages.
- (6) Court reported a Capital Murder case.
- (7 & 8) Indicates a drug court. Because the drug court process was not studied under the first and second weighted caseload studies, the reported data does not fully reflect the extra time associated with court.
- 9) Vigo Circuit court and Superior Court 3 are combined courts.

Weighted Caseload Measure for Each District

2006 Weighted Caseload by District (Courts of Record)

	2006 Need	2006 Have	2006 Utilize
District 1 Totals/Average	66.51	56.95	1.17
District 2 Totals/Average	47.15	34.72	1.36
District 3 Totals/Average	49.96	42.80	1.17
District 4 Totals/Average	28.13	21.25	1.32
District 5 Totals/Average	19.69	15.60	1.26
District 6 Totals/Average	31.58	29.19	1.08
District 7 Totals/Average	16.53	14.15	1.17
District 8 Totals/Average	133.74	104.93	1.27
District 9 Totals/Average	12.07	11.00	1.01
District 10 Totals/Average	17.02	15.90	1.07
District 11 Totals/Average	15.16	13.20	1.15
District 12 Totals/Average	9.81	8.40	1.17
District 13 Totals/Average	42.20	32.52	1.30
District 14 Totals/Average	26.27	18.21	1.44
Statewide Totals/Average	515.81	418.82	1.23



2006 TEMPORARY, ADJUSTED WEIGHTED CASELOAD REPORT

Indiana's weighted caseload measures system is intended to apply only to new case filings. Until this, all reports have reflected trial court utilization statistics based solely on the number of new cases filed in each court. Each year, the baseline utilization figures shift somewhat during the year due to the transfer of cases among the courts (because of change of venue from the county or judge and judicial recusals), senior judge service and other shifts of judicial time and cases.

For 2006, we have calculated the temporary, adjusted weighted caseload utilization figures. These temporary, adjusted statistics have been calculated by:

- **Adding to the court's total minutes the cases in which the reporting judge assumed jurisdiction as special judge in other courts**
- **Adding to the court's total minutes the venued in and transferred in cases**
- **Subtracting from the court's total minutes the number of cases in which another judge assumed jurisdiction as special judge in the reporting court**
- **Subtracting from the court's total minutes the venued out and transferred out cases**
- **Adding to the reporting courts total minutes the time that senior judges serve in the reporting court**

The information in the "Temporary, Adjusted Weighted Caseload Report" does not change the fundamental filing patterns in the trial courts. It reflects some of the ways that courts shift caseloads and resources, sometimes in order to deal with uneven caseloads. Because these shifts are temporary, they should be used only as an additional reference and not as the baseline for the weighted caseload statistics. This temporary data is reported so that courts could see how the shifting of caseloads and judicial officer resources actually played out during 2006.

2006 TEMPORARILY ADJUSTED WEIGHTED CASELOAD MEASURES

Court Name	Filing Baseline Total Minutes (New Filings)	2006 Need	2006 Have	2006 Util	Temporarily Adjusted Total Minutes (New Filings)	2006 Temp Need	2006 Temp Have	2006 Temp Util	Percent Change In Utilization
ADAMS CIRCUIT COURT	82,622	1.02	1.00	1.02	82,467	1.02	1.07	0.96	-6.70%
ADAMS SUPERIOR COURT	52,036	0.65	1.00	0.65	50,694	0.63	1.00	0.63	-2.58%
Total/Average	134,658	1.67	2.00	0.83	133,161	1.65	2.07	0.80	-4.46%
ALLEN CIRCUIT COURT	368,689	4.57	3.00	1.52	372,309	4.62	3.31	1.40	-8.39%
ALLEN SUPERIOR COURT 1	176,220	2.19	2.00	1.09	172,507	2.14	2.01	1.07	-2.38%
ALLEN SUPERIOR COURT 2	174,731	2.17	2.00	1.08	172,071	2.13	2.00	1.07	-1.52%
ALLEN SUPERIOR COURT 3	175,250	2.17	2.00	1.09	173,529	2.15	2.00	1.08	-0.98%
ALLEN SUPERIOR COURT 4	251,425	3.12	2.00	1.56	251,425	3.12	2.16	1.44	-7.49%
ALLEN SUPERIOR COURT 5	223,168	2.77	2.00	1.38	223,168	2.77	2.00	1.38	0.00%
ALLEN SUPERIOR COURT 6	218,002	2.70	2.00	1.35	218,002	2.70	2.00	1.35	0.00%
ALLEN SUPERIOR COURT 7	301,364	3.74	3.00	1.25	297,488	3.69	3.47	1.06	-14.76%
ALLEN SUPERIOR COURT 8	291,920	3.62	3.00	1.21	291,661	3.62	3.00	1.21	-0.09%
ALLEN SUPERIOR COURT 9	182,228	2.26	2.00	1.13	180,424	2.24	2.00	1.12	-0.99%
Total/Average	2,362,997	29.30	23.00	1.27	2,352,584	29.17	23.95	1.22	-4.38%
BARTHOLOMEW CIRCUIT COURT	162,094	2.01	1.74	1.16	164,382	2.04	1.61	1.27	9.90%
BARTHOLOMEW SUPERIOR COURT 1	150,065	1.86	1.03	1.81	145,887	1.81	1.10	1.64	-8.97%
BARTHOLOMEW SUPERIOR COURT 2	180,083	2.23	2.03	1.10	183,610	2.28	2.18	1.05	-4.85%
Total/Average	492,242	6.10	4.80	1.27	493,879	6.12	4.88	1.25	-1.33%
BENTON CIRCUIT COURT	45,166	0.56	1.00	0.56	46,093	0.57	1.05	0.54	-2.83%
Total/Average	45,166	0.56	1.00	0.56	46,093	0.57	1.05	0.54	-2.83%
BLACKFORD CIRCUIT COURT	44,189	0.55	1.00	0.55	43,872	0.54	1.00	0.54	-0.72%
BLACKFORD SUPERIOR COURT	35,160	0.44	1.00	0.44	8,057	0.10	1.00	0.10	-77.08%
Total/Average	79,349	0.98	2.00	0.49	51,929	0.64	2.00	0.32	-34.56%
BOONE CIRCUIT COURT	130,279	1.62	1.50	1.08	122,396	1.52	1.50	1.01	-6.05%
BOONE SUPERIOR COURT 1	71,255	0.88	1.00	0.88	76,016	0.94	1.00	0.94	6.68%
BOONE SUPERIOR COURT 2	90,779	1.13	1.20	0.94	87,487	1.08	1.20	0.90	-3.63%
Total/Average	292,313	3.62	3.70	0.98	285,899	3.55	3.70	0.96	-2.19%
BROWN CIRCUIT COURT	81,808	1.01	2.00	0.51	81,722	1.01	2.00	0.51	-0.11%
Total/Average	81,808	1.01	2.00	0.51	81,722	1.01	2.00	0.51	-0.11%
CARROLL CIRCUIT COURT	59,956	0.74	1.00	0.74	59,195	0.73	1.07	0.69	-7.47%
CARROLL SUPERIOR COURT	47,144	0.58	1.00	0.58	46,476	0.58	1.00	0.58	-1.42%
Total/Average	107,100	1.33	2.00	0.66	105,671	1.31	2.07	0.63	-4.53%

2006 Indiana Judicial Service Report

Court Name	Filing				Temporarily				Percent Change In Utilization
	Baseline Total Minutes (New Filings)	2006 Need	2006 Have	2006 Util	Adjusted Total Minutes (New Filings)	2006 Temp Need	2006 Temp Have	2006 Temp Util	
CASS CIRCUIT COURT	61,428	0.76	1.00	0.76	61,286	0.76	1.00	0.76	-0.23%
CASS SUPERIOR COURT 1	98,986	1.23	1.00	1.23	94,832	1.18	1.06	1.11	-9.26%
CASS SUPERIOR COURT 2	102,301	1.27	1.00	1.27	101,632	1.26	1.38	0.92	-27.84%
Total/Average	262,715	3.26	3.00	1.09	257,750	3.20	3.43	0.93	-14.25%
CLARK CIRCUIT COURT	121,476	1.51	1.15	1.31	118,994	1.48	1.17	1.26	-3.91%
CLARK SUPERIOR COURT 1	229,659	2.85	1.10	2.59	244,856	3.04	1.10	2.76	6.62%
CLARK SUPERIOR COURT 2	137,414	1.70	1.15	1.48	135,844	1.68	1.16	1.45	-1.86%
CLARK SUPERIOR COURT 3	241,827	3.00	1.60	1.87	240,408	2.98	1.73	1.72	-7.97%
Total/Average	730,376	9.06	5.00	1.81	740,102	9.18	5.16	1.78	-1.79%
CLAY CIRCUIT COURT	93,942	1.16	1.00	1.16	97,145	1.20	1.03	1.17	0.33%
CLAY SUPERIOR COURT	93,352	1.16	1.00	1.16	96,447	1.20	1.00	1.20	3.32%
Total/Average	187,294	2.32	2.00	1.16	193,592	2.40	2.03	1.18	1.80%
CLINTON CIRCUIT COURT	101,753	1.26	1.00	1.26	101,846	1.26	1.08	1.17	-7.16%
CLINTON SUPERIOR COURT	115,574	1.43	1.00	1.43	113,612	1.41	1.12	1.26	-12.01%
Total/Average	217,327	2.70	2.00	1.35	215,458	2.67	2.20	1.22	-9.68%
CRAWFORD CIRCUIT COURT	77,091	0.96	1.00	0.96	69,203	0.86	1.08	0.79	-17.17%
Total/Average	77,091	0.96	1.00	0.96	69,203	0.86	1.08	0.79	-17.17%
DAVIESS CIRCUIT COURT	83,863	1.04	1.00	1.04	80,457	1.00	1.03	0.97	-6.67%
DAVIESS SUPERIOR COURT	88,284	1.09	1.00	1.09	87,836	1.09	1.13	0.97	-11.82%
Total/Average	172,147	2.13	2.00	1.07	168,293	2.09	2.16	0.97	-9.32%
DEARBORN CIRCUIT COURT	138,368	1.72	1.00	1.72	141,369	1.75	1.18	1.49	-13.11%
DEARBORN SUPERIOR COURT	67,407	0.84	1.20	0.70	64,685	0.80	1.41	0.57	-18.61%
DEARBORN SUPERIOR COURT 2	98,808	1.24	1.00	1.23	96,287	1.19	1.00	1.19	-2.55%
Total/Average	304,583	3.79	3.20	1.18	302,341	3.75	3.59	1.04	-11.88%
DECATUR CIRCUIT COURT	79,877	0.99	1.00	0.99	80,887	1.00	1.01	1.00	0.70%
DECATUR SUPERIOR COURT	66,484	0.82	1.00	0.82	66,168	0.82	1.00	0.82	-0.48%
Total/Average	146,361	1.81	2.00	0.91	147,055	1.82	2.01	0.91	0.19%
DEKALB CIRCUIT COURT	93,893	1.16	1.00	1.16	91,854	1.14	1.03	1.10	-5.21%
DEKALB SUPERIOR COURT	85,900	1.07	1.20	0.89	63,146	0.78	1.23	0.63	-28.48%
DEKALB SUPERIOR COURT 2	94,924	1.18	1.00	1.18	122,372	1.52	1.05	1.45	23.24%
Total/Average	274,717	3.41	3.20	1.06	277,372	3.44	3.31	1.04	-2.44%
DELAWARE CIRCUIT COURT 1	140,765	1.75	1.20	1.45	139,455	1.73	1.20	1.44	-0.93%
DELAWARE CIRCUIT COURT 2	144,046	1.79	1.80	0.99	141,664	1.76	1.80	0.98	-1.65%
DELAWARE CIRCUIT COURT 3	78,161	0.97	1.20	0.81	80,937	1.00	1.20	0.84	3.55%

Court Name	Filing Baseline Total Minutes (New Filings)	2006 Need	2006 Have	2006 Util	Temporarily Adjusted Total Minutes (New Filings)	2006 Temp Need	2006 Temp Have	2006 Temp Util	Percent Change In Utilization
DELAWARE CIRCUIT COURT 4	134,680	1.67	1.10	1.52	134,662	1.67	1.11	1.51	-0.52%
DELAWARE CIRCUIT COURT 5	111,851	1.39	1.20	1.16	107,309	1.33	1.37	0.97	-16.15%
Total/Average	609,503	7.56	6.50	1.16	604,027	7.49	6.68	1.12	-3.55%
DUBOIS CIRCUIT COURT	132,447	1.64	1.00	1.64	128,440	1.59	1.11	1.43	-12.76%
DUBOIS SUPERIOR COURT	120,584	1.50	1.00	1.50	118,596	1.47	1.08	1.36	-9.25%
Total/Average	253,031	3.14	2.00	1.57	247,036	3.06	2.20	1.40	-11.06%
ELKHART CIRCUIT COURT	282,163	3.50	2.00	1.75	282,917	3.51	2.31	1.52	-13.07%
ELKHART SUPERIOR COURT 1	115,733	1.44	2.00	0.72	123,032	1.53	2.00	0.76	6.31%
ELKHART SUPERIOR COURT 2	172,776	2.14	1.65	1.30	233,485	2.90	1.69	1.71	31.58%
ELKHART SUPERIOR COURT 3	115,324	1.43	1.08	1.32	117,579	1.46	1.10	1.32	-0.11%
ELKHART SUPERIOR COURT 4	126,498	1.57	1.30	1.21	125,895	1.56	1.32	1.19	-1.74%
ELKHART SUPERIOR COURT 5	188,797	2.34	1.40	1.67	190,197	2.36	1.40	1.68	0.74%
ELKHART SUPERIOR COURT 6	236,745	2.94	1.30	2.26	253,203	3.14	1.30	2.42	6.95%
Total/Average	1,238,036	15.35	10.73	1.43	1,326,308	16.45	11.12	1.48	3.37%
FAYETTE CIRCUIT COURT	126,963	1.57	1.00	1.57	125,982	1.56	1.08	1.45	-7.96%
FAYETTE SUPERIOR COURT	75,672	0.94	1.00	0.94	75,613	0.94	1.00	0.94	-0.08%
Total/Average	202,635	2.51	2.00	1.26	201,595	2.50	2.08	1.20	-4.25%
FLOYD CIRCUIT COURT	195,929	2.43	1.33	1.82	195,413	2.42	1.56	1.55	-14.87%
FLOYD SUPERIOR COURT	174,731	2.17	1.33	1.63	180,860	2.24	1.68	1.33	-17.95%
FLOYD COUNTY COURT	140,721	1.75	1.33	1.31	139,377	1.73	1.47	1.17	-10.34%
Total/Average	511,381	6.34	4.00	1.59	515,650	6.39	4.72	1.36	-14.49%
FOUNTAIN CIRCUIT COURT	89,424	1.11	1.25	0.89	89,596	1.11	1.32	0.84	-5.10%
Total/Average	89,424	1.11	1.25	0.89	89,596	1.11	1.32	0.84	-5.10%
FRANKLIN CIRCUIT COURT	116,183	1.44	1.00	1.44	117,547	1.46	1.00	1.46	1.17%
Total/Average	116,183	1.44	1.00	1.44	117,547	1.46	1.00	1.46	1.17%
FULTON CIRCUIT COURT	62,934	0.78	1.00	0.78	62,934	0.78	1.00	0.78	0.00%
FULTON SUPERIOR COURT	74,310	0.92	1.00	0.92	74,189	0.92	1.00	0.92	-0.16%
Total/Average	137,244	1.70	2.00	0.85	137,123	1.70	2.00	0.85	-0.09%
GIBSON CIRCUIT COURT	91,513	1.13	1.00	1.13	90,380	1.12	1.05	1.06	-6.21%
GIBSON SUPERIOR COURT	94,641	1.17	1.00	1.17	93,360	1.16	1.14	1.02	-13.43%
Total/Average	186,154	2.31	2.00	1.15	183,740	2.28	2.19	1.04	-9.96%
GRANT CIRCUIT COURT	106,491	1.32	1.25	1.06	101,620	1.26	1.25	1.01	-4.57%
GRANT SUPERIOR COURT 1	100,242	1.24	1.00	1.24	103,773	1.29	1.00	1.29	3.52%

2006 Indiana Judicial Service Report

Court Name	Filing				Temporarily				Percent
	Baseline Total Minutes (New Filings)	2006 Need	2006 Have	2006 Util	Adjusted Total Minutes (New Filings)	2006 Temp Need	2006 Temp Have	2006 Temp Util	
GRANT SUPERIOR COURT 2	101,911	1.26	1.45	0.87	105,021	1.30	1.45	0.90	3.05%
GRANT SUPERIOR COURT 3	115,982	1.44	1.20	1.20	117,355	1.46	1.20	1.21	1.18%
Total/Average	424,626	5.27	4.90	1.07	427,769	5.30	4.90	1.08	0.74%
GREENE CIRCUIT COURT	93,099	1.15	1.00	1.15	92,531	1.15	1.06	1.09	-5.86%
GREENE SUPERIOR COURT	89,064	1.10	1.00	1.10	88,262	1.09	1.05	1.04	-5.39%
Total/Average	182,163	2.26	2.00	1.13	180,793	2.24	2.10	1.07	-5.62%
HAMILTON CIRCUIT COURT	145,479	1.80	1.53	1.18	144,176	1.79	1.58	1.13	-4.15%
HAMILTON SUPERIOR COURT 1	199,024	2.47	1.70	1.45	200,005	2.48	1.70	1.46	0.49%
HAMILTON SUPERIOR COURT 2	145,397	1.80	1.43	1.26	149,563	1.85	1.43	1.30	2.87%
HAMILTON SUPERIOR COURT 3	179,440	2.23	1.52	1.46	177,766	2.20	1.62	1.36	-7.23%
HAMILTON SUPERIOR COURT 4	160,828	1.99	1.43	1.39	160,419	1.99	1.43	1.39	-0.25%
HAMILTON SUPERIOR COURT 5	158,480	1.97	1.29	1.52	158,865	1.97	1.29	1.53	0.24%
Total/Average	988,648	12.26	8.90	1.38	990,794	12.29	9.06	1.36	-1.50%
HANCOCK CIRCUIT COURT	116,621	1.45	1.00	1.45	116,727	1.45	1.00	1.45	0.09%
HANCOCK SUPERIOR COURT 1	101,996	1.26	1.00	1.26	100,994	1.25	1.00	1.25	-0.98%
HANCOCK SUPERIOR COURT 2	120,272	1.49	1.00	1.49	213,480	2.65	1.00	2.65	77.50%
Total/Average	338,889	4.20	3.00	1.40	431,201	5.35	3.00	1.78	27.24%
HARRISON CIRCUIT COURT	128,111	1.59	1.00	1.59	130,410	1.62	1.15	1.41	-11.10%
HARRISON SUPERIOR COURT	83,607	1.04	1.00	1.04	81,678	1.01	1.13	0.90	-13.42%
Total/Average	211,718	2.63	2.00	1.31	212,088	2.63	2.27	1.16	-11.87%
HENDRICKS CIRCUIT COURT	161,293	2.00	1.00	2.00	160,572	1.99	1.04	1.92	-4.19%
HENDRICKS SUPERIOR COURT 1	147,634	1.83	1.20	1.53	151,879	1.88	1.20	1.57	2.88%
HENDRICKS SUPERIOR COURT 2	164,256	2.04	1.30	1.57	168,315	2.09	1.30	1.61	2.47%
HENDRICKS SUPERIOR COURT 3	146,083	1.81	1.20	1.51	151,183	1.87	1.20	1.56	3.49%
Total/Average	619,266	7.68	4.70	1.63	631,949	7.84	4.74	1.65	1.21%
HENRY CIRCUIT COURT	106,687	1.32	1.35	0.98	89,110	1.11	1.37	0.81	-17.50%
HENRY SUPERIOR COURT 1	117,835	1.46	1.25	1.17	118,413	1.47	1.25	1.17	0.49%
HENRY SUPERIOR COURT 2	78,576	0.97	1.00	0.97	78,607	0.97	1.00	0.97	0.04%
Total/Average	303,098.00	3.76	3.60	1.04	286,130	3.55	3.62	0.98	-6.04%
HOWARD CIRCUIT COURT	199,209	2.47	1.30	1.90	203,477	2.52	1.48	1.70	-10.36%
HOWARD SUPERIOR COURT 1	94,392	1.17	1.00	1.17	87,545	1.09	1.04	1.04	-10.74%
HOWARD SUPERIOR COURT 2	131,963	1.64	1.00	1.64	130,069	1.61	1.07	1.51	-7.62%
HOWARD SUPERIOR COURT 3	155,026	1.92	1.00	1.92	155,219	1.92	1.01	1.91	-0.43%

Court Name	Filing Baseline Total Minutes (New Filings)	2006 Need	2006 Have	2006 Util	Temporarily Adjusted Total Minutes (New Filings)	2006 Temp Need	2006 Temp Have	2006 Temp Util	Percent Change In Utilization
HOWARD SUPERIOR COURT 4	99,676	1.24	1.00	1.24	115,775	1.44	1.04	1.37	11.19%
Total/Average	680,266	8.44	5.30	1.59	692,085	8.58	5.64	1.52	-4.36%
HUNTINGTON CIRCUIT COURT	94,038	1.17	1.20	0.97	94,150	1.17	1.33	0.88	-9.93%
HUNTINGTON SUPERIOR COURT	129,980	1.61	1.40	1.15	135,251	1.68	1.40	1.20	4.06%
Total/Average	224,018	2.78	2.60	1.07	229,401	2.84	2.73	1.04	-2.61%
JACKSON CIRCUIT COURT	155,910	1.93	1.40	1.38	150,412	1.87	1.46	1.28	-7.22%
JACKSON SUPERIOR COURT	143,099	1.77	1.00	1.77	143,752	1.78	1.13	1.58	-11.19%
Total/Average	299,009	3.71	2.40	1.54	294,164	3.65	2.59	1.41	-8.73%
JASPER CIRCUIT COURT	120,070	1.49	1.00	1.49	122,078	1.51	1.16	1.31	-12.28%
JASPER SUPERIOR COURT 1	66,072	0.82	1.00	0.82	69,839	0.87	1.14	0.76	-7.24%
Total/Average	186,142.00	2.31	2.00	1.15	191,917	2.38	2.30	1.04	-10.29%
JAY CIRCUIT COURT	63,282	0.78	1.00	0.78	63,447	0.79	1.00	0.79	0.26%
JAY SUPERIOR COURT	42,613	0.53	1.00	0.53	39,200	0.49	1.00	0.49	-8.01%
Total/Average	105,895	1.31	2.00	0.66	102,647	1.27	2.00	0.64	-3.07%
JEFFERSON CIRCUIT COURT	124,162	1.54	0.93	1.66	123,906	1.54	0.96	1.60	-3.11%
JEFFERSON SUPERIOR COURT	112,399	1.39	1.00	1.39	111,272	1.38	1.07	1.29	-7.70%
Total/Average	236,561	2.93	1.93	1.52	235,178	2.92	2.03	1.44	-5.50%
JENNINGS CIRCUIT COURT	92,888	1.15	1.00	1.15	92,853	1.15	1.06	1.09	-5.32%
JENNINGS SUPERIOR COURT	110,084	1.37	1.00	1.37	112,132	1.39	1.01	1.38	0.74%
Total/Average	202,972	2.52	2.00	1.26	204,985	2.54	2.07	1.23	-2.28%
JOHNSON CIRCUIT COURT	266,747	3.31	2.25	1.47	271,792	3.37	2.25	1.50	1.89%
JOHNSON SUPERIOR COURT 1	120,360	1.49	1.25	1.19	121,339	1.50	1.26	1.20	0.37%
JOHNSON SUPERIOR COURT 2	97,408	1.63	1.25	1.30	103,635	1.29	1.32	0.98	-25.17%
JOHNSON SUPERIOR COURT 3	155,878	1.93	1.25	1.55	155,804	1.93	1.25	1.55	-0.05%
Total/Average	640,393	8.36	6.00	1.39	652,570	8.09	6.07	1.33	-4.40%
KNOX CIRCUIT COURT	97,192	1.21	1.00	1.21	96,876	1.20	1.05	1.14	-5.09%
KNOX SUPERIOR COURT 1	82,592	1.02	1.00	1.02	79,242	0.98	1.13	0.87	-15.39%
KNOX SUPERIOR COURT 2	155,701	1.93	1.00	1.93	155,539	1.93	1.22	1.58	-17.96%
Total/Average	335,485	4.16	3.00	1.39	331,657	4.11	3.40	1.21	-12.82%
KOSCIUSKO CIRCUIT COURT	160,329	1.99	1.00	1.99	160,373	1.99	1.14	1.75	-12.22%
KOSCIUSKO SUPERIOR COURT 1	117,731	1.46	1.00	1.46	117,550	1.46	1.09	1.34	-8.34%
KOSCIUSKO SUPERIOR COURT 2	92,444	1.15	1.00	1.15	92,444	1.15	1.06	1.09	-5.29%
KOSCIUSKO SUPERIOR COURT 3	68,538	0.85	1.00	0.85	68,620	0.85	1.04	0.82	-3.64%

2006 Indiana Judicial Service Report

Court Name	Filing Baseline Total Minutes (New Filings)	2006 Need	2006 Have	2006 Util	Temporarily Adjusted Total Minutes (New Filings)	2006 Temp Need	2006 Temp Have	2006 Temp Util	Percent Change In Utilization
Total/Average	439,042	5.44	4.00	1.36	438,987	5.44	4.32	1.26	-7.50%
LAGRANGE CIRCUIT COURT	91,295	1.13	1.00	1.13	89,422	1.11	1.11	1.00	-12.00%
LAGRANGE SUPERIOR COURT	86,602	1.07	1.00	1.07	85,803	1.06	1.08	0.99	-8.10%
Total/Average	177,897	2.21	2.00	1.10	175,225	2.17	2.19	0.99	-10.09%
LAKE CIRCUIT COURT	404,530	5.02	3.70	1.36	392,049	4.86	3.70	1.31	-3.09%
LAKE SUPERIOR COURT, CIVIL 1	86,110	1.07	1.20	0.89	82,254	1.02	1.24	0.82	-7.49%
LAKE SUPERIOR COURT, CIVIL 2	62,224	0.77	1.20	0.64	43,714	0.54	1.20	0.45	-29.75%
LAKE SUPERIOR COURT, CIVIL 3	291,694	3.62	3.00	1.21	-62,436	-0.77	3.00	-0.26	-121.40%
LAKE SUPERIOR COURT, CIVIL 4	90,363	1.12	1.20	0.93	474,723	5.89	1.20	4.91	425.35%
LAKE SUPERIOR COURT, CIVIL 5	77,403	0.96	1.00	0.96	75,641	0.94	1.02	0.92	-3.89%
LAKE SUPERIOR COURT, JUV. DIV.	516,980	6.41	6.35	1.00	518,355	6.43	6.35	1.01	0.27%
LAKE SUPERIOR COURT, COUNTY 1	259,164	3.21	2.00	1.61	262,790	3.26	2.00	1.63	1.40%
LAKE SUPERIOR COURT, COUNTY 2	298,098	3.70	2.10	1.76	295,032	3.66	2.10	1.74	-1.03%
LAKE SUPERIOR COURT, COUNTY 3	227,482	2.82	2.20	1.28	224,395	2.78	2.25	1.24	-3.56%
LAKE SUPERIOR COURT, CIV.6	79,835	0.99	1.00	0.99	72,593	0.90	1.03	0.88	-11.54%
LAKE SUPERIOR COURT, CIV. 7	68,339	0.85	1.00	0.85	61,263	0.76	1.00	0.76	-10.35%
LAKE SUPERIOR COURT, CO DIV 4	156,503	1.94	1.20	1.62	157,630	1.95	1.20	1.63	0.72%
LAKE SUPERIOR COURT, CRIM. 1	122,242	1.52	1.50	1.01	121,942	1.51	1.50	1.01	-0.25%
LAKE SUPERIOR COURT, CRIM. 2	104,788	1.30	1.50	0.87	108,544	1.35	1.50	0.90	3.58%
LAKE SUPERIOR COURT, CRIM. 3	106,959	1.33	1.50	0.88	107,356	1.33	1.50	0.89	0.37%
LAKE SUPERIOR COURT, CRIM. 4	108,295	1.34	1.50	0.90	106,037	1.31	1.50	0.88	-2.09%
Total/Average	3,061,009	37.96	33.15	1.15	3,041,882	37.72	33.28	1.13	-1.02%
LAPORTE CIRCUIT COURT	287,025	3.56	3.40	1.05	286,383	3.55	3.40	1.04	-0.22%
LAPORTE SUPERIOR COURT 1	136,578	1.69	1.00	1.69	135,753	1.68	1.28	1.31	-22.46%
LAPORTE SUPERIOR COURT 2	103,498	1.28	1.00	1.28	102,037	1.27	1.05	1.20	-6.13%
LAPORTE SUPERIOR COURT 3	133,024	1.65	1.00	1.65	133,136	1.65	1.00	1.65	0.08%
LAPORTE SUPERIOR COURT 4	224,906	2.79	1.40	1.99	223,390	2.77	1.42	1.96	-1.85%
Total/Average	885,031	10.98	7.80	1.41	880,699	10.92	8.15	1.34	-4.75%
LAWRENCE CIRCUIT COURT	112,805	1.40	1.20	1.17	110,316	1.37	1.20	1.14	-2.43%
LAWRENCE SUPERIOR COURT 1	81,997	1.02	1.00	1.02	85,776	1.06	1.07	1.00	-1.96%
LAWRENCE SUPERIOR COURT 2	91,288	1.13	1.00	1.13	88,625	1.01	1.02	1.08	-4.52%
Total/Average	286,090	3.55	3.20	1.11	284,717	3.53	3.29	1.07	-3.01%
MADISON CIRCUIT COURT	135,660	1.68	2.00	0.84	136,686	1.70	2.00	0.85	0.76%

Court Name	Filing				Temporarily				
	Baseline Total Minutes (New Filings)	2006 Need	2006 Have	2006 Util	Adjusted Total Minutes (New Filings)	2006 Temp Need	2006 Temp Have	2006 Temp Util	Percent Change In Utilization
MADISON SUPERIOR COURT 1	159,002	1.97	1.33	1.48	157,584	1.95	1.38	1.41	-4.69%
MADISON SUPERIOR COURT 2	232,145	2.88	1.40	2.06	231,136	2.87	1.62	1.77	-14.13%
MADISON SUPERIOR COURT 3	158,940	1.97	1.35	1.46	166,052	2.06	1.46	1.41	-3.50%
MADISON COUNTY COURT 1	99,666	1.24	1.00	1.24	94,512	1.17	1.05	1.12	-9.47%
MADISON COUNTY COURT 2	101,344	1.26	1.11	1.13	99,495	1.23	1.23	1.01	-11.20%
Total/Average	886,757	11.00	8.19	1.34	885,465	10.98	8.74	1.26	-6.46%
MARION CIRCUIT COURT	699,931	8.68	4.50	1.93	706,101	8.76	4.55	1.93	-0.16%
MARION SUPERIOR COURT, CIV. 1	175,629	2.18	1.90	1.15	178,008	2.21	2.00	1.10	-3.87%
MARION SUPERIOR COURT, CIV. 2	176,435	2.19	2.10	1.04	177,485	2.20	2.10	1.05	0.60%
MARION SUPERIOR COURT, CIV. 3	173,796	2.16	1.90	1.13	175,207	2.17	1.90	1.14	0.81%
MARION SUPERIOR COURT, CIV. 4	178,590	2.21	2.00	1.11	177,513	2.20	2.02	1.09	-1.56%
MARION SUPERIOR COURT, CIV. 5	173,330	2.15	2.00	1.07	175,699	2.18	2.08	1.05	-2.44%
MARION SUPERIOR COURT, CIV. 6	175,343	2.17	2.00	1.09	172,868	2.14	2.04	1.05	-3.43%
MARION SUPERIOR COURT, CIV. 7	178,498	2.21	2.00	1.11	178,577	2.21	2.03	1.09	-1.33%
MARION SUPERIOR COURT, PROB.	242,119	3.00	4.00	0.75	241,950	3.00	4.00	0.75	-0.07%
MARION SUPERIOR COURT, JUV.DIV	643,554	7.98	6.40	1.25	636,410	7.89	6.49	1.22	-2.51%
MARION SUPERIOR COURT, CIV 10	175,237	2.17	1.90	1.14	180,111	2.23	1.90	1.18	2.78%
MARION SUPERIOR COURT, CIV 11	176,893	2.19	2.00	1.01	178,251	2.21	2.00	1.11	0.77%
MARION SUPERIOR COURT, CIV 12	175,228	2.17	2.00	1.09	177,484	2.20	2.00	1.10	1.29%
MARION SUPERIOR COURT, CIV 13	174,310	2.16	2.00	1.08	177,138	2.20	2.01	1.01	1.34%
MARION SUPERIOR 7, CRIM DIV	133,045	1.65	1.31	1.26	138,144	1.71	1.31	1.30	3.61%
MARION SUPERIOR 8, CRIM DIV	128,192	1.59	1.31	1.21	127,373	1.58	1.41	1.12	-7.53%
MARION SUPERIOR 9, CRIM DIV	177,270	2.20	1.44	1.53	134,786	1.67	1.57	1.07	-30.13%
MARION SUPERIOR 10, CRIM DIV	123,800	1.54	1.31	1.17	117,169	1.45	1.35	1.07	-8.29%
MARION SUP. 12 ENVIR/COM.CT	170,098	2.11	2.06	1.02	146,906	1.82	2.06	0.88	-13.63%
MARION SUPERIOR 13, CRIM DIV	372,609	4.62	2.06	2.24	375,045	4.65	2.06	2.26	0.65%
MARION SUPERIOR 15, CRIM DIV	178,245	2.21	1.36	1.63	160,705	1.99	1.47	1.36	-16.36%
MARION SUPERIOR 16, CRIM DIV	122,765	1.52	1.51	1.01	123,012	1.53	1.51	1.01	0.20%
MARION SUPERIOR 17, CRIM DIV	122,633	1.52	1.54	0.99	129,768	1.61	1.55	1.04	4.87%
MARION SUPERIOR 18, CRIM DIV	172,598	2.14	1.39	1.54	155,577	1.93	1.44	1.34	-13.01%
MARION SUPERIOR 19, CRIM DIV	117,218	1.45	1.31	1.11	113,765	1.41	1.45	0.98	-12.12%
MARION SUPERIOR COURT, CRIM. 1	119,736	1.48	1.76	0.84	139,186	1.73	1.81	0.95	12.85%
MARION SUPERIOR COURT, CRIM. 2	115,521	1.43	1.76	0.81	135,588	1.68	1.77	0.95	16.45%

2006 Indiana Judicial Service Report

Court Name	Filing Baseline Total Minutes (New Filings)	2006 Need	2006 Have	2006 Util	Temporarily Adjusted Total Minutes (New Filings)	2006 Temp Need	2006 Temp Have	2006 Temp Util	Percent Change In Utilization
MARION SUPERIOR COURT, CRIM. 3	121,872	1.51	1.71	0.88	135,941	1.69	1.76	0.96	8.19%
MARION SUPERIOR COURT, CRIM. 4	119,860	1.49	1.86	0.80	137,845	1.71	1.90	0.90	12.47%
MARION SUPERIOR COURT, CRIM. 5	120,307	1.49	1.86	0.80	140,799	1.75	1.98	0.88	10.01%
MARION SUPERIOR COURT, CRIM. 6	117,051	1.45	1.81	0.80	138,801	1.72	1.86	0.92	15.21%
MARION SUPERIOR COURT 14	212,625	2.64	1.86	1.42	189,932	2.36	2.07	1.14	-19.81%
MARION SUPERIOR 20, CRIM DIV	295,207	3.66	2.81	1.30	378,127	4.69	2.83	1.66	27.33%
MARION SUPERIOR COURT, CRIM 21	147,100	1.82	1.80	1.01	139,725	1.73	1.81	0.96	-5.31%
Total/Average	6,706,645	83.17	70.53	1.18	6,790,996	84.22	72.09	1.17	-0.93%
MARSHALL CIRCUIT COURT	80,379	1.00	1.00	1.00	79,642	0.99	1.04	0.95	-4.64%
MARSHALL SUPERIOR COURT 1	80,388	1.00	1.00	1.00	80,485	1.00	1.07	0.94	-6.16%
MARSHALL SUPERIOR COURT 2	142,171	1.76	1.00	1.76	142,515	1.77	1.09	1.62	-7.97%
Total/Average	302,938	3.76	3.00	1.25	302,642	3.75	3.20	1.17	-6.20%
MARTIN CIRCUIT COURT	74,692	0.93	1.00	0.93	70,025	0.87	1.00	0.87	-6.25%
Total/Average	74,692	0.93	1.00	0.93	70,025	0.87	1.00	0.87	-6.25%
MIAMI CIRCUIT COURT	119,291	1.48	1.00	1.48	118,516	1.47	1.13	1.31	-11.73%
MIAMI SUPERIOR COURT	109,684	1.36	1.00	1.36	109,668	1.36	1.13	1.21	-11.39%
Total/Average	228,975	2.84	2.00	1.42	228,184	2.83	2.25	1.26	-11.57%
MONROE CIRCUIT COURT 1	85,555	1.06	1.05	1.01	90,383	1.12	1.14	0.98	-2.64%
MONROE CIRCUIT COURT 2	99,348	1.23	1.10	1.12	98,955	1.23	1.17	1.05	-6.34%
MONROE CIRCUIT COURT 3	107,565	1.33	1.15	1.16	109,664	1.36	1.19	1.14	-1.40%
MONROE CIRCUIT COURT 4	97,135	1.20	1.10	1.01	82,252	1.02	1.10	0.93	-15.32%
MONROE CIRCUIT COURT 5	110,084	1.37	1.15	1.19	120,659	1.50	1.28	1.17	-1.83%
MONROE CIRCUIT COURT 6	89,727	1.11	1.05	1.06	110,817	1.37	1.08	1.28	20.62%
MONROE CIRCUIT COURT 7	96,665	1.20	1.30	0.92	87,049	1.08	1.37	0.79	-14.71%
MONROE CIRCUIT COURT 8	90,306	1.12	1.10	1.02	112,874	1.40	1.10	1.27	24.67%
Total/Average	776,385	9.63	9.00	1.07	812,653	10.08	9.43	1.07	-0.13%
MONTGOMERY CIRCUIT COURT	84,778	1.05	1.00	1.05	85,545	1.06	1.08	0.98	-6.41%
MONTGOMERY SUPERIOR COURT	81,048	1.01	1.00	1.01	80,700	1.00	1.08	0.93	-7.64%
MONTGOMERY SUPERIOR COURT #2	230,851	2.86	1.00	2.86	221,009	2.74	1.04	2.63	-8.11%
Total/Average	396,677	4.92	3.00	1.64	387,254	4.80	3.20	1.50	-8.42%
MORGAN CIRCUIT COURT	100,928	1.25	1.50	0.83	98,431	1.22	1.50	0.81	-2.47%
MORGAN SUPERIOR COURT 1	111,486	1.38	1.50	0.92	113,152	1.40	1.50	0.94	1.49%
MORGAN SUPERIOR COURT 2	79,561	0.99	1.00	0.99	78,772	0.98	1.04	0.94	-4.71%

Court Name	Filing Baseline Total Minutes (New Filings)	2006 Need	2006 Have	2006 Util	Temporarily Adjusted Total Minutes (New Filings)	2006 Temp Need	2006 Temp Have	2006 Temp Util	Percent Change In Utilization
MORGAN SUPERIOR COURT 3	68,220	0.85	1.10	0.77	68,027	0.84	1.12	0.75	-2.27%
Total/Average	360,195	4.47	5.10	0.88	358,382	4.44	5.16	0.86	-1.69%
NEWTON CIRCUIT COURT	46,201	0.57	1.00	0.57	49,054	0.61	1.01	0.60	4.71%
NEWTON SUPERIOR COURT	58,504	0.73	1.00	0.73	4,410	0.05	1.00	0.05	-92.46%
Total/Average	104,705	1.30	2.00	0.65	53,464	0.66	2.01	0.33	-49.29%
NOBLE CIRCUIT COURT	95,643	1.19	1.00	1.19	98,126	1.22	1.06	1.14	-3.46%
NOBLE SUPERIOR COURT 1	106,329	1.32	1.00	1.32	105,379	1.31	1.19	1.10	-16.50%
NOBLE SUPERIOR COURT 2	102,189	1.27	1.00	1.27	102,081	1.27	1.00	1.27	-0.11%
Total/Average	304,161	3.77	3.00	1.26	305,586	3.79	3.25	1.17	-7.25%
OHIO CIRCUIT COURT	11,512	0.14	0.20	0.71	11,512	0.14	0.24	0.58	-18.25%
OHIO SUPERIOR COURT	30,972	0.38	0.40	0.96	30,972	0.38	0.40	0.96	0.00%
Total/Average	42,484	0.53	0.60	0.88	42,484	0.53	0.64	0.82	-6.93%
ORANGE CIRCUIT COURT	79,653	0.99	1.00	0.99	77,676	0.96	1.00	0.96	-2.48%
ORANGE SUPERIOR COURT	89,884	1.11	1.00	1.11	83,416	1.03	1.00	1.03	-7.20%
Total/Average	169,537	2.10	2.00	1.05	161,092	2.00	2.00	1.00	-4.98%
OWEN CIRCUIT COURT	127,486	1.58	1.70	0.93	122,463	1.52	1.70	0.89	-3.94%
Total/Average	127,486	1.58	1.70	0.93	122,463	1.52	1.70	0.89	-3.94%
PARKE CIRCUIT COURT	138,741	1.72	1.00	1.72	139,911	1.74	1.09	1.58	-7.89%
Total/Average	138,741	1.72	1.00	1.72	139,911	1.74	1.09	1.58	-7.89%
PERRY CIRCUIT COURT	136,176	1.69	1.00	1.69	136,137	1.69	1.07	1.58	-6.30%
Total/Average	136,176	1.69	1.00	1.69	136,137	1.69	1.07	1.58	-6.30%
PIKE CIRCUIT COURT	91,493	1.13	1.50	0.76	91,317	1.13	1.53	0.74	-2.19%
Total/Average	91,493	1.13	1.50	0.76	91,317	1.13	1.53	0.74	-2.19%
PORTER CIRCUIT COURT	177,262	2.20	2.00	1.01	175,467	2.18	2.13	1.02	-6.86%
PORTER SUPERIOR COURT 1	195,772	2.43	2.00	1.21	201,432	2.50	2.00	1.25	2.89%
PORTER SUPERIOR COURT 2	185,790	2.30	2.00	1.15	185,547	2.30	2.06	1.12	-3.10%
PORTER SUPERIOR COURT 3	93,924	1.16	1.00	1.16	92,462	1.15	1.03	1.11	-4.75%
PORTER SUPERIOR COURT 4	123,745	1.53	1.00	1.53	121,081	1.50	1.00	1.50	-2.15%
PORTER SUPERIOR COURT 6	132,712	1.65	1.00	1.65	135,891	1.69	1.00	1.69	2.40%
Total/Average	909,205	11.27	9.00	1.25	911,880	11.31	9.22	1.23	-2.10%
POSEY CIRCUIT COURT	59,670	0.74	1.00	0.74	63,256	0.78	1.00	0.78	6.00%
POSEY SUPERIOR COURT	54,549	0.68	1.00	0.68	53,409	0.66	1.00	0.66	-2.09%
Total/Average	114,219	1.42	2.00	0.71	116,665	1.45	2.00	0.72	2.14%

2006 Indiana Judicial Service Report

Court Name	Filing				Temporarily				Percent Change In Utilization
	Baseline Total Minutes (New Filings)	2006 Need	2006 Have	2006 Util	Adjusted Total Minutes (New Filings)	2006 Temp Need	2006 Temp Have	2006 Temp Util	
PULASKI CIRCUIT COURT	56,752	0.70	1.00	0.70	54,560	0.68	1.00	0.68	-3.86%
PULASKI SUPERIOR COURT	40,740	0.51	1.00	0.51	39,406	0.49	1.00	0.49	-3.27%
Total/Average	97,492	1.21	2.00	0.60	93,966	1.17	2.00	0.58	-3.62%
PUTNAM CIRCUIT COURT	127,902	1.59	1.10	1.44	125,704	1.56	1.28	1.21	-15.81%
PUTNAM SUPERIOR COURT	118,591	1.47	1.00	1.47	117,415	1.46	1.06	1.37	-6.96%
Total/Average	246,493	3.06	2.10	1.46	243,119	3.01	2.35	1.28	-11.80%
RANDOLPH CIRCUIT COURT	78,679	0.98	1.00	0.98	76,467	0.95	1.01	0.94	-3.35%
RANDOLPH SUPERIOR COURT	58,402	0.72	1.00	0.72	55,047	0.68	1.03	0.67	-8.05%
Total/Average	137,081	1.70	2.00	0.85	131,514	1.63	2.03	0.80	-5.51%
RIPLEY CIRCUIT COURT	78,552	0.97	1.00	0.97	78,925	0.98	1.00	0.98	0.47%
RIPLEY SUPERIOR COURT	49,084	0.61	1.00	0.61	40,392	0.50	1.00	0.50	-17.71%
Total/Average	127,636	1.58	2.00	0.79	119,317	1.48	2.00	0.74	-6.52%
RUSH CIRCUIT COURT	41,342	0.59	1.00	0.51	41,027	0.51	1.04	0.49	-5.00%
RUSH SUPERIOR COURT	55,491	0.69	1.00	0.69	53,742	0.67	1.00	0.67	-3.15%
Total/Average	96,833	1.28	2.00	0.64	94,769	1.18	2.04	0.57	-10.06%
ST. JOSEPH CIRCUIT COURT	244,726	3.03	3.00	1.01	244,726	3.03	3.17	0.96	-5.29%
ST. JOSEPH SUPERIOR COURT 1	165,898	2.06	1.25	1.65	166,938	2.07	1.51	1.37	-16.52%
ST. JOSEPH SUPERIOR COURT 2	160,639	1.99	1.25	1.59	164,522	2.04	1.31	1.56	-2.38%
ST. JOSEPH SUPERIOR COURT 3	163,879	2.03	1.25	1.63	169,189	2.01	1.26	1.67	2.78%
ST. JOSEPH SUPERIOR COURT 4	120,863	1.50	1.33	1.13	117,115	1.45	1.33	1.09	-3.10%
ST. JOSEPH SUPERIOR COURT 5	129,713	1.61	1.00	1.61	129,913	1.61	1.03	1.56	-3.09%
ST. JOSEPH SUPERIOR COURT 6	124,064	1.54	1.33	1.16	125,475	1.56	1.34	1.17	0.71%
ST. JOSEPH SUPERIOR COURT 7	120,280	1.49	1.33	1.12	122,235	1.52	1.33	1.14	1.63%
ST. JOSEPH SUPERIOR COURT 8	182,232	2.26	1.25	1.81	168,887	2.09	1.25	1.68	-7.32%
ST. JOSEPH PROBATE COURT	409,762	5.08	4.00	1.27	410,812	5.09	4.46	1.14	-10.04%
Total/Average	1,822,056	22.59	16.99	1.33	1,819,812	22.57	17.98	1.26	-5.61%
SCOTT CIRCUIT COURT	126,008	1.56	1.14	1.37	124,219	1.54	1.26	1.23	-10.61%
SCOTT SUPERIOR COURT	120,546	1.49	1.07	1.40	115,663	1.43	1.15	1.24	-11.01%
Total/Average	246,554	3.06	2.21	1.38	239,882	2.97	2.41	1.23	-10.81%
SHELBY CIRCUIT COURT	95,407	1.18	1.00	1.18	95,001	1.18	1.05	1.12	-5.19%
SHELBY SUPERIOR COURT 1	131,627	1.63	1.00	1.63	134,068	1.66	1.04	1.60	-2.24%
SHELBY SUPERIOR COURT 2	105,270	1.31	1.00	1.31	105,855	1.31	1.08	1.21	-7.21%
Total/Average	332,304	4.12	3.00	1.37	334,924	4.15	3.18	1.31	-4.79%

Court Name	Filing Baseline Total Minutes (New Filings)	2006 Need	2006 Have	2006 Util	Temporarily Adjusted Total Minutes (New Filings)	2006 Temp Need	2006 Temp Have	2006 Temp Util	Percent Change In Utilization
Total/Average	119,872	1.49	1.00	1.49	119,638	1.48	1.11	1.34	-9.76%
STARKE CIRCUIT COURT	112,922	1.40	2.00	0.70	128,981	1.60	2.35	0.68	-2.74%
Total/Average	112,922	1.40	2.00	0.70	128,981	1.60	2.35	0.68	-2.74%
STEUBEN CIRCUIT COURT	99,756	1.24	1.50	0.82	99,013	1.23	1.50	0.82	-0.74%
STEUBEN SUPERIOR COURT	136,908	1.70	1.50	1.13	136,230	1.69	1.50	1.13	-0.50%
Total/Average	236,664	2.93	3.00	0.98	235,243	2.92	3.00	0.97	-0.60%
SULLIVAN CIRCUIT COURT	74,258	0.92	1.50	0.61	72,500	0.90	1.51	0.59	-3.09%
SULLIVAN SUPERIOR COURT	83,901	1.04	1.50	0.69	84,165	1.04	1.53	0.68	-1.88%
Total/Average	158,159	1.96	3.00	0.65	156,665	1.94	3.04	0.64	-2.40%
SWITZERLAND CIRCUIT COURT	4,523	0.06	0.07	0.80	4,771	0.06	0.07	0.85	5.48%
SWITZERLAND SUPERIOR COURT	75,600	0.94	0.60	1.56	75,657	0.94	0.60	1.56	0.08%
Total/Average	80,123	0.99	0.67	1.48	80,428	1.00	0.67	1.49	0.38%
TIPPECANOE CIRCUIT COURT	175,222	2.17	1.20	1.81	177,615	2.20	1.21	1.83	0.90%
TIPPECANOE SUPERIOR COURT 1	174,717	2.17	1.22	1.78	165,110	2.05	1.42	1.44	-18.86%
TIPPECANOE SUPERIOR COURT 2	166,956	2.07	1.20	1.73	168,648	2.09	1.39	1.50	-12.78%
TIPPECANOE SUPERIOR COURT 3	285,267	3.54	1.70	2.08	284,863	3.53	1.80	1.96	-5.71%
TIPPECANOE SUPERIOR COURT 4	110,285	1.37	1.33	1.03	110,285	1.37	1.33	1.03	0.00%
TIPPECANOE SUPERIOR COURT 5	171,030	2.12	1.12	1.89	169,792	2.11	1.15	1.84	-2.90%
TIPPECANOE SUPERIOR COURT 6	136,847	1.70	1.23	1.38	137,258	1.70	1.23	1.38	0.30%
Total/Average	1,220,324	15.13	9.00	1.68	1,213,571	15.05	9.52	1.58	-6.00%
TIPTON CIRCUIT COURT	62,709	0.78	1.25	0.62	66,084	0.82	1.36	0.60	-3.06%
Total/Average	62,709	0.78	1.25	0.62	66,084	0.82	1.36	0.60	-3.06%
UNION CIRCUIT COURT	66,131	0.82	1.00	0.82	66,131	0.82	1.01	0.81	-1.10%
Total/Average	66,131	0.82	1.00	0.82	66,131	0.82	1.01	0.81	-1.10%
VANDERBURGH CIRCUIT COURT	260,537	3.23	2.00	1.62	243,345	3.02	2.12	1.42	-12.00%
VANDERBURGH SUPERIOR COURT 1	192,588	2.39	1.67	1.43	193,054	2.39	1.72	1.39	-2.84%
VANDERBURGH SUPERIOR COURT 2	178,261	2.21	1.67	1.32	177,690	2.20	1.87	1.18	-11.02%
VANDERBURGH SUPERIOR COURT 3	192,360	2.39	1.67	1.43	192,140	2.38	2.37	1.01	-29.54%
VANDERBURGH SUPERIOR COURT 4	235,801	2.92	2.00	1.46	235,441	2.92	2.03	1.44	-1.53%
VANDERBURGH SUPERIOR COURT 5	191,086	2.37	1.67	1.42	190,913	2.37	1.90	1.24	-12.39%
VANDERBURGH SUPERIOR COURT 6	193,198	2.40	1.67	1.43	193,497	2.40	1.84	1.30	-9.25%
VANDERBURGH SUPERIOR COURT 7	193,038	2.39	1.67	1.43	192,547	2.39	1.77	1.35	-6.06%

2006 Indiana Judicial Service Report

Court Name	Filing Baseline Total Minutes (New Filings)	2006 Need	2006 Have	2006 Util	Temporarily Adjusted Total Minutes (New Filings)	2006 Temp Need	2006 Temp Have	2006 Temp Util	Percent Change In Utilization
Total/Average	1,636,869	20.30	14.02	1.45	1,618,627	20.07	15.63	1.28	-11.32%
VERMILLION CIRCUIT COURT	92,941	1.15	1.00	1.15	93,054	1.15	1.07	1.08	-6.65%
Total/Average	92,941	1.15	1.00	1.15	93,054	1.15	1.07	1.08	-6.65%
VIGO CIRCUIT/SUPERIOR 3	116,958	2.70	2.30	1.17	116,914	2.71	2.30	1.17	0.00%
VIGO SUPERIOR COURT 1	91,516	1.13	1.00	1.13	92,279	1.14	1.13	1.01	-11.08%
VIGO SUPERIOR COURT 2	89,422	1.11	1.05	1.06	90,972	1.13	1.07	1.05	-0.38%
VIGO SUPERIOR COURT 4	120,400	1.49	1.00	1.49	119,032	1.48	1.05	1.41	-5.86%
VIGO SUPERIOR COURT 5	121,861	1.51	1.00	1.51	119,845	1.49	1.12	1.33	-11.97%
VIGO SUPERIOR COURT 6	86,625	1.07	1.00	1.07	88,625	1.01	1.00	1.01	2.31%
Total/Average	626,782	9.02	7.35	1.23	627,667	9.04	7.67	1.18	-3.99%
WABASH CIRCUIT COURT	122,433	1.52	1.05	1.45	122,225	1.52	1.11	1.36	-5.68%
WABASH SUPERIOR COURT	93,672	1.16	1.00	1.16	90,044	1.12	1.06	1.05	-9.43%
Total/Average	216,105	2.68	2.05	1.31	212,269	2.63	2.17	1.21	-7.33%
WARREN CIRCUIT COURT	39,931	0.50	1.00	0.50	38,772	0.48	1.04	0.46	-6.80%
Total/Average	39,931	0.50	1.00	0.50	38,772	0.48	1.04	0.46	-6.80%
WARRICK CIRCUIT COURT	100,823	1.25	1.00	1.25	99,411	1.23	1.00	1.23	-1.40%
WARRICK SUPERIOR COURT 1	91,350	1.13	1.00	1.13	89,546	1.11	1.13	0.99	-12.91%
WARRICK SUPERIOR COURT 2	90,474	1.12	1.00	1.12	87,797	1.09	1.26	0.86	-22.95%
Total/Average	282,647	3.51	3.00	1.17	276,754	3.43	3.39	1.01	-13.22%
WASHINGTON CIRCUIT COURT	97,468	1.21	1.00	1.21	96,816	1.20	1.04	1.15	-4.91%
WASHINGTON SUPERIOR COURT	73,942	0.92	1.00	0.92	74,253	0.92	1.01	0.92	-0.14%
Total/Average	171,410	2.13	2.00	1.06	171,069	2.12	2.05	1.03	-2.64%
WAYNE CIRCUIT COURT	112,595	1.40	1.00	1.40	112,729	1.40	1.12	1.25	-10.38%
WAYNE SUPERIOR COURT 1	110,435	1.37	1.00	1.37	106,231	1.32	1.09	1.21	-11.46%
WAYNE SUPERIOR COURT 2	110,028	1.36	1.00	1.36	95,507	1.18	1.04	1.14	-16.24%
WAYNE SUPERIOR COURT 3	158,213	1.96	2.00	0.98	158,460	1.97	2.00	0.98	0.16%
Total/Average	491,271	6.09	5.00	1.22	472,927.00	5.86	5.24	1.12	-8.14%
WELLS CIRCUIT COURT	74,947	0.93	1.00	0.93	73,162	0.91	1.00	0.91	-2.38%
WELLS SUPERIOR COURT	63,756	0.79	1.00	0.79	63,485	0.79	1.00	0.79	-0.43%
Total/Average	138,703	1.72	2.00	0.86	136,647	1.69	2.00	0.85	-1.48%
WHITE CIRCUIT COURT	72,791	0.90	1.00	0.90	72,108	0.89	1.08	0.83	-8.12%
WHITE SUPERIOR COURT	79,077	0.98	1.00	0.98	78,810	0.98	1.11	0.88	-10.20%
Total/Average	151,868	1.88	2.00	0.94	150,918	1.87	2.19	0.86	-9.01%

Court Name	Filing Baseline				Temporarily Adjusted				Percent Change In Utilization
	Total Minutes (New Filings)	2006 Need	2006 Have	2006 Util	Total Minutes (New Filings)	2006 Temp Need	2006 Temp Have	2006 Temp Util	
WHITLEY CIRCUIT COURT	83,580	1.04	1.00	1.04	82,261	1.02	1.02	1.00	-3.20%
WHITLEY SUPERIOR COURT	91,483	1.13	1.00	1.13	90,829	1.13	1.07	1.05	-7.43%
Total/Average	175,063	2.17	2.00	1.09	173,090	2.15	2.09	1.03	-5.35%

FISCAL REPORT OF INDIANA TRIAL COURTS

Overview of Fiscal Information

Pursuant to Indiana Code 33-24-6-3(a)(2), the Division of State Court Administration is directed to collect and compile statistical data on the receipt and expenditure of public monies by and for the operation of the courts.

This portion of the Executive Summary presents a general financial overview of the expenditures of Indiana's courts and revenues generated through their operation. The financial information is gathered on an annual basis at the close of each calendar year. The data is gathered manually on forms that call for each court's requested and approved budget, actual expenditures, and the amounts collected by the clerk through the various fees and costs. This report, however, reflects only the expenditure and revenue data; the requested and approved budgets are available, but are not published here. Beginning in 2007, this data will be gathered on the Division's website INcite, through its Indiana Courts Online Reporting (ICOR) system.

Expenditures

The Supreme Court, Court of Appeals and Tax Court are funded through appropriations from the state general fund. The Indiana State Auditor's Report contains information about the expenditures by these courts and other state-level expenditures on judicial functions.⁴⁸ Relevant portions of that report are reflected earlier in the Executive Summary.

Indiana's trial courts are funded primarily through county funds. State funds pay for the judges' salaries and for senior judge and some special judge expenses.⁴⁹ The counties may receive state funds for reimbursement for approved pauper defense services and for GAL/CASA services for abused and neglected children. Courts also generate user fees that are expended on court services.

Municipalities fund city and town courts. In many instances the local government does not maintain a distinct city or town court budget, and all expenses are paid directly from the local general

fund. This practice makes it difficult to provide accurate expenditure information on the city and town courts.

Marion County townships directly fund the Marion County Small Claims Courts through budget appropriations.

All expenditures, regardless of their source, are reflected in Volume III, the Financial Report, but are summarized in this portion of the Executive Summary.

Revenue References

The trial courts generate revenue primarily from filing fees, court costs, fines and user fees assessed to the litigants. Revenues generated through the operation of the trial courts are collected, accounted for and disbursed by the Clerk of the Circuit Court, an independently elected constitutional office for each Judicial Circuit. The Clerk of the Circuit Court also functions as the clerk of the county and, as such, performs many other functions that are not related to court operations.

Revenues generated through the city, town, and Marion County Small Claims Courts are collected by the local clerk and disbursed pursuant to statutory provisions, to the state, county, or local general fund, or to a list of specific funds established by the Legislature for specific programs and services. The only direct payment fee is the personal service of process fee charged to small claims litigants in the Marion County Small Claims Courts. This fee goes to the constable and his or her deputies.

Costs and fees reflected in this report are as follows.

Court Costs: The court cost is the basic expense for filing a case and the basic cost assessed upon a conviction in a criminal case or a judgment in an infraction or ordinance violation. The statutory costs in all courts are as follows:

Felony or misdemeanor (upon conviction):
\$120.00 (I.C. 33-37-4-1(a))

Infraction or ordinance violation (upon judgment;
with some exceptions): \$70.00 (I.C. 33-37-
4-2(a))

Juvenile action (including CHINS, delinquency
and paternity): \$120.00 (I.C. 33-37-4-3(a))

Civil action (at case filing): \$100.00 (I.C. 33-37-

⁴⁸ I.C. 4-10-13-2

⁴⁹ I.C. 33-38-5-6; Admin. R. 5

4-4(a)) (but see exempted civil actions)

Small claim – all courts except Marion County Small Claims (at case filing): \$35.00 (I.C. 33-37-4-6); Small claims service fee for additional defendants: \$5 through 6/30/06; \$10 7/1/06 and after (I.C. 33-37-4-6(a))

Probate/trust (at case filing): \$120.00 (I.C. 33-37-4-7(a))

These costs include the cost of service of process by mail with return receipt requested for one defendant, unless otherwise indicated. Pursuant to I.C. 33-37-5-15(b), an additional \$13 to \$40 (\$13-\$60 after 7/1/06) is charged for service of process by the sheriff, depending if the case originates in Indiana or elsewhere. Effective 7/1/07, this additional service fee may be charged only once during the duration of the case.

The costs collected in the circuit, superior and county courts are distributed to the State, County and Local general funds in the following percentages: 70% to the state, 27% to the county and 3% to the local level general fund. (I.C. 33-37-7-2(a), 33-37-7-4(a), 33-37-7-6(a)) The costs collected in the city and town courts are distributed as follows: 55% to the state, 20% to the county and 25% to the city or town general fund. (I.C. 33-37-7-8(a), 33-37-7-8(b), 33-37-7-8(c))

Fines and Forfeitures: Fines and forfeitures are assessed in criminal convictions. Pursuant to the Indiana Constitution Article 8 §2, all fines and forfeitures are reported in the state level column for deposit in the State Common School Fund.

Civil Penalties for Infraction Judgments: This category reflects monies collected as infraction judgments in cases in which a defendant is found to have committed an infraction. These funds are reported in the state level column and are deposited in the state general fund. Effective 7/1/07, judgments in worksite speed limit violations, under certain circumstances, will be designated for the Indiana Department of Transportation. (I.C. 34-28-5-5(c); 9-21-5-11(e))

Civil Penalties for Local Ordinance Violations: This category reflects amounts collected as judgments for local ordinance violations. These funds are reported in the county and local level columns based on whether the ordinance is countywide or a city or

town ordinance, for deposit in the general fund. (I.C. 33-37-4-2; 33-36-3-7)

Vehicle License Judgments: These monies are collected as an infraction judgment in overweight vehicle cases. They are reported in the state level column and deposited in the state highway fund. (I.C. 9-20-18-12(f))

Support Fees: This category reflects amounts collected through a \$30 fee charged in cases where a final court order requires a party to pay support or maintenance payments through the clerk of the court. Effective 1/1/08, this fee will increase to \$55 per year. It is intended to defray some of the expenses associated with the collection and disbursement of child support or maintenance. The fee goes to the county general fund, if collected by the county clerk or the state general fund if collected by the state central collection unit. (I.C. 33-37-5-6)

Bond Administration Fee: This category reflects amounts collected through a fee charged to defendants posting bond. When a defendant executes a bail bond with the clerk, 10% or \$50.00, whichever is less, may be retained as the administrative fee. This fee goes to the county general fund or local general fund if collected in a city or town court. (I.C. 35-33-8-3.2)

Late Surrender Fee: When a bonded defendant fails to appear, a late surrender fee based on a percent of the value of the bond is assessed against the bondsman. Fifty percent (50%) of this fee is deposited in the Police Pension Trust Fund (Local level column) and fifty percent (50%) is deposited in a county extradition fund (county level column). (I.C. 36-8-10-12; 35-33-14; 27-10-2-12(i))

User Fees: In addition to court costs and the fees shown above, the Legislature has established a number of additional special fees, which are assessed in certain cases. They are designated for special programs or purposes operating at the state, county or local level. This report reflects the amounts generated through such fees for state, county and local level user fee funds collectively. The following is the distribution and description of such additional fees that comprise the collected report entries:

The following percentages of fees are distributed to the State User Fee Fund:

25% of the Drug abuse, prosecution, interdiction, and corrections fees;⁵⁰

25% of the Alcohol and drug countermeasures fees;⁵¹

50% of the Child abuse prevention fee;

100% of the Domestic violence prevention and treatment fees;

100% of the Highway work zone fees;

100% of the Safe school fees; and

100% of Automated recordkeeping fee.⁵²

Distribution of user fees to County User Fee Funds: Each county's user fee fund is used to finance various programs and services, and is administered by the auditor in each county. The following fees are deposited in this fund:

Pretrial Diversion fees;⁵³

Informal adjustment program fees;

Marijuana eradication program fees;

Alcohol and Drug services fees;

Law enforcement continuing education program fees;

Drug court fees;

Deferral program fee;⁵⁴

Jury fee;⁵⁵ and

Reentry Court Fee.

Distribution of user fees to Local User Fee Funds: In city or town courts the following fees are deposited in the city or town user fee fund:

Pretrial Diversion Program Fee;⁵⁶

Alcohol and Drug Services Fee;

Law Enforcement Continuing Education Program Fee;

Drug Court Fees;

Deferral Program Fee;⁵⁷ and

Reentry court fee.

The following are descriptions of the user fees:

A. Drug Abuse, Prosecution, Interdiction and Corrections Fees: The court must assess this fee of at least \$200 and not more than \$1,000 against a person convicted in any court (including city and town courts) of a controlled substance offense. In determining the amount of the fee, the court must consider the person's ability to pay. Twenty-five percent (25%) of the fee is reported in the state level column under user fees for deposit in the general fund and seventy-five percent (75%) is reported separately on the County Drug Free Community Fund line, in the county level column. (I.C. 33-37-5-9(b) and (c); 33-37-7-2(b) and (c); 33-19-9-2; 5-2-11)

B. Alcohol and Drug Countermeasures Fee: In each action in which a person is found to have committed a DUI offense or a person who has been adjudicated a delinquent for an act that would be a DUI if committed by an adult, and the person's driving privileges are suspended, the clerk shall collect an Alcohol and Drug Countermeasures fee of \$200. Twenty-five percent (25%) of the fee is reported in the state level column under user fees for deposit in the general fund and seventy-five percent (75%) is reported separately on the County Drug Free Community Fund line, in the county level column. (I.C. 9-30-5; 33-37-5-10; 33-19-9-2; 5-2-11; 33-37-7-2(b) and (c))

C. Child Abuse Prevention Fee: This \$100 fee is assessed against a defendant who is found guilty of certain criminal offenses against the person or offenses involving a victim who is less than eighteen years of age. Fifty percent (50%) of the fee is reported in the state level column for deposit in the state user fee fund. The other fifty percent (50%) is reported separately in the county level column for deposit in the county child advocacy fund. (I.C. 12-17-17; 33-37-7-2(b) and (d); 33-37-5-12)

⁵⁰ Because the Indiana Criminal Justice Institute tracks the revenues deposited into the County Drug Free Community Fund, the remaining portion of this fee (75%) is reported separately on the Report on Court Revenue, item 12.

⁵¹ Because the Indiana Criminal Justice Institute tracks the revenues deposited into the County Drug Free Community Fund, the remaining portion of this fee (75%) is reported separately on the Report on Court Revenue, item 12.

⁵² Even though this fee is part of the State User Fee Fund, it is separately reported on the Report on Court Revenue for separate analysis purposes, and is described separately.

⁵³ Even though this fee is part of the County User Fee Fund, it is separately reported on the Report on Court Revenue for separate analysis purposes, and is described separately.

⁵⁴ Even though this fee is part of the County User Fee Fund, it is separately reported on the Report on Court Revenue for separate analysis purposes, and is described separately.

⁵⁵ Even though this fee is part of the County User Fee Fund, it is separately reported on the Report on Court Revenue for separate analysis purposes, and is described separately.

⁵⁶ Even though this fee is part of the Local User Fee Fund, it is separately reported on the Report on Court Revenue for separate analysis purposes, and is described separately.

⁵⁷ Even though this fee is part of the Local User Fee Fund, it is separately reported on the Report on Court Revenue for separate analysis purposes, and is described separately.

D. Domestic Violence Prevention and Treatment Fee: This \$50 fee is charged in each criminal action in which the defendant is found guilty of murder, causing suicide, voluntary manslaughter, reckless homicide, battery and rape against his or her spouse (or person with whom the defendant lives as a spouse or with whom defendant shares a child). The fee total is reported in the state level column for deposit in the user fee fund. (I.C. 33-37-7-2(b)(4); 33-37-5-13)

E. Highway Work Zone Fee: A fifty-cent (\$.50) highway work zone fee is charged in each traffic offense, including traffic infractions, misdemeanors and ordinance violations. If the offense involves exceeding a worksite speed limit, the fee is \$25.50. The fee total is reported in the state level column for deposit in the user fee fund. (I.C. 9-30-3-5; 33-37-7-2(b)(5); 33-37-7-8(d)(3))

F. Safe Schools Fee: In each criminal action in which a person is convicted of an offense in which the possession or use of a firearm was an element of the offense, the court assesses a safe school fee of \$200 to \$1,000. The fee total is reported in the state level column for deposit in the user fee fund. (I.C. 33-37-7-2(b)(6); 33-37-7-8(d)(4))

G. Informal Adjustment Program Fee: This fee of \$5 to \$15 per month may be ordered by the court to be paid in cases, in lieu of court cost fees, where a juvenile has been placed in an informal adjustment program prior to having a delinquency petition filed. The fee total is reported in the county level column for deposit in the user fee fund. (I.C. 31-34-8-8; 33-37-8-5(b)(2))

H. Marijuana Eradication Program Fee: In any conviction relating to controlled substances in a county with a weed control board, the court may assess no more than \$300 for this fee. The fee total is reported in the county level column for deposit in the user fee fund. (I.C. 35-48-4; 15-3-4.6-4.1; 33-37-8-5(b)(3); 33-37-5-7)

I. Alcohol and Drug Services Fee: If a county has established an alcohol and drug services program, this fee may be collected by a schedule adopted by the court (including city and town courts) in criminal, infraction and ordinance violations. It is set by court rule and may not exceed \$400. The fee total is reported in the county or local level column,

depending upon the court collecting, to be deposited in the relevant user fee fund. (I.C. 33-37-5-8(b); 12-23-14-16; 33-37-8-5(b)(4))

J. Law Enforcement Continuing Education Program Fee: This is a \$3 fee that is charged in each criminal conviction and each infraction and ordinance violation. The fee total is reported in the county or local level column, depending upon the court collecting, to be deposited in the relevant user fee fund. (I.C. 33-37-5-8(c); 33-37-8-5(b)(5))

K. Drug Court Fee: This fee applies to proceedings conducted in a certified drug court established by the county. The court shall adopt a fee schedule and the fee shall not exceed \$500. The fee total is reported in the county or local level column, depending upon the court collecting, to be deposited in the relevant user fee fund. (I.C. 12-23-14.5; 33-37-5-24; 12-23-14.5-12; 33-37-8-5(b)(8); 33-37-8-3(b)(5))

L. Reentry Court Fee: If a court establishes a reentry court, it may require an eligible individual to pay the fee for reentry services. The court shall adopt a schedule of fees assessed but it may not exceed the reasonable expenses for direct services incurred in providing the reintegration services. The fee total is reported in the county or local level column, depending upon the court collecting, to be deposited in the relevant user fee fund. (I.C. 33-23-14-12; 33-37-8-3; 33-37-8-5)

Pretrial Diversion Fees: The prosecuting attorney may withhold the prosecution of a person charged with a misdemeanor if the person agrees to conditions of a pre-trial diversion program offered by the prosecutor. The accused is charged \$50 as an initial fee and \$10 for each month he or she remains in the program, along with a \$50 court cost assessment (reported in court costs). The remaining total collected is reported in the county or local column for deposit in the relevant user fee fund. (I.C. 33-39-1-8; 33-37-4-1(c) and (d))

Deferral Program Fee: When the county prosecutor or attorney for the municipal corporation sets up a deferral program for misdemeanors, infractions and ordinance violations, a deferral program fee is assessed in lieu of the standard court costs and judgments. The program consists of an agreement with the law enforcement official whereby the defendant agrees to pay a program fee of \$120. If the action involves a

moving traffic violation, the defendant is also assessed a court cost of \$25. The fee total is reported in the county or local level column, depending upon the court collecting, to be deposited in the relevant user fee fund. (I.C. 33-39-1-8; 33-37-4-2(e); 34-28-5-1)

County Drug Free Community Fund: This fund receives 75% of the Drug Abuse, Prosecution, Interdiction and Corrections Fee and 75% of the Alcohol and Drug Countermeasures fee described above.

Adult Probation User's Fee: This category reflects user fees charged to adults placed on probation after a conviction of a felony or misdemeanor. In felony cases the fee is mandatory; it ranges between \$25 and \$100 as an initial fee and between \$15 and \$30 as a monthly user's fee for each month the person remains on probation. In misdemeanor cases, the probation user's fee is optional with the court. If imposed, the initial fee cannot exceed \$50 and the monthly fee cannot exceed \$20. The fees are deposited in the county supplemental adult probation services fund that is used for probation services, with the clerk collecting the fee keeping up to 3% of the fee to defray administrative costs. The 3% is deposited in the clerk's record perpetuation fund. The clerk may be asked to deposit an additional 3% of the probation user fee in the county, city or town general fund depending upon the requesting fiscal officer. (I.C. 35-38-2-1(d) and (e); 35-38-2-1(c))

Juvenile Probation User's Fee: A court may order a juvenile and/or the parent of a juvenile who is placed on supervision to pay an initial user fee from \$25 to \$100 and a monthly user fee from \$10 to \$25. If a delinquent child is supervised, the administrative fee is \$100, which is collected before the other probation user fees. These fees are deposited in the county supplemental juvenile probation services fund. As with the adult probation user fee, if the clerk collects the fee, the clerk may keep up to 3% to defray administrative costs (deposited in the clerk's record perpetuation fund) and up to 3% for the county general fund. (I.C. 31-40-2-1(b) and (c))

Guardian Ad Litem/Court Appointed Special Advocate Fee: The juvenile division of the trial court may order the parent or estate of a child for whom a guardian *ad litem* or a special advocate is appointed to pay up to \$100 for the service. The

money is paid to the county probation department and is deposited in either the GAL or CASA fund depending upon the appointment. The county fiscal body uses the money when providing these services. (I.C. 31-40-3-1; 31-40-3-2)

Supplemental Public Defender Fee: When public funds have been expended on defense, the court must order the clerk to remit the difference, if any, between the bond deposit and the cost of pauper defense and to retain the rest. The retained amount is deposited in a Supplemental Public Defender Services Fund, part of the County Level funds. If the Court determines that the defendant is able to pay a portion of the costs of assigned counsel, the court shall order a fee of \$100 for felony charge or \$50 for misdemeanor charge. (I.C. 35-33-7-6; 33-40-3-1)

Document Fee: This category reflects a \$1 to \$3 fee, collected by the clerk for copying, preparing and certifying documents or transcripts. This fee goes to the county auditor or city or town fiscal authority, depending upon the court in which it is collected, reported in the county or local level column and deposited in the clerk's record perpetuation fund. (I.C. 33-37-5-3; 33-37-5-4; 33-37-5-5)

Document Storage Fee: The clerk for maintaining court records collects this \$2 fee in every action. Money collected from this fee is deposited into the Clerk's Record Perpetuation Fund, which may be used by clerks for the preservation of records or for the improvement of record keeping systems and equipment. It is reported as county level or local level specific funds depending on the reporting court. (I.C. 33-37-5-2; 33-37-5-20)

Automated Record-Keeping Fee: This fee applies to all civil, criminal, infraction, and ordinance violation actions. The fee is set at \$7 until June 30, 2011, when it will decrease to \$4. This fee is the primary funding source for the Judicial Technology and Automation Committee. The court reports this fee in the state level specific funds column only. (I.C. 33-37-5-21; 33-37-7-2(b)(7))

Jury Fee: This \$2 fee is imposed when a defendant is found to have committed a crime, violated a statute defining an infraction or violated an ordinance of a municipal corporation. Even though this fee is considered a user fee, it is reported separately, under the county or local level funds, depending on the

collecting court. (I.C. 33-37-5-19)

Interest on Investments: This category reflects income generated through investments of various funds' monies. Depending on the court, the interest is deposited into the relevant fund that generated the income. (I.C. 5-13-10.5-2)

Judicial Insurance Adjustment Fee: This \$1 fee is collected in all civil cases and all criminal cases where the defendant has been convicted of an offense, required to pay a pretrial diversion fee, found to have violated a statute defining an infraction or found to have violated an ordinance. It is reported in the state level funds column for deposit in the state judicial branch insurance adjustment account. (I.C. 33-37-5-25; 33-38-5-8.2; 33-37-7-2(j); 33-37-7-8(h))

Court Administration Fee: This \$3 fee is imposed upon anyone convicted of a felony or misdemeanor, found to have committed an infraction or ordinance violation, required to pay a pretrial diversion fee or filing any type of civil, probate, or small claims case. The fee is reported in the state level funds column, for the general fund. (I.C. 33-37-5-27)

DNA Sample Processing Fee: This \$2 fee is assessed to anyone convicted of a felony or misdemeanor, found to have committed an infraction or ordinance violation or required to pay a pretrial diversion fee. Money collected from this fee is reported in the state level funds column, for deposit in the DNA sample-processing fund. (I.C. 33-37-4-1(b); 33-37-5-26.2; 33-37-7-9(b)(9); 10-13-6-9.5)

Judicial Salaries Fee: This fee is imposed for all case types. For small claims cases, the fee was \$10 through June 30, 2006 and then increased to \$11 as of July 1, 2006. For all other case filings, the fee was \$15 through June 30, 2006 and then increased to \$16 as of July 1, 2006. This fee will increase on a fiscal year basis pursuant to a schedule provided in the code. City and town courts and small claims courts may keep 25% of the fee collected. The remaining fee amounts are reported in the state level funds column, all deposited in the general fund. (I.C. 33-37-5-26(d) and (e); 33-37-7-8(i))

Public Defense Administration Fee: This \$3 fee is imposed for all case types. It is reported in the state level funds column. Previously, this fee was titled the Judicial Administration Fee. It is deposited in the

general fund. (I.C. 33-37-5-21.2)

Civil Action Service Fee: The plaintiff in a civil action pays this fee when other civil costs are paid. The fee is \$10 per each additional named defendant after the first named defendant in a case, including those added after the time of filing, as well as \$10 per garnishee defendant over three named garnishee defendants. The court in which the case is filed retains the total revenue from this fee, for deposit in the general fund. (I.C. 33-37-4-6; 33-37-5-28; 33-37-7-2(h) and (i))

Small Claims Service Fee: The plaintiff in a small claims action pays this fee when other civil costs are paid. Similar to civil actions, the clerk's office charges \$5 per each additional named defendant after the first named defendant in a case, including those added after the time of filing; as well as \$5 per garnishee defendant over three named garnishee defendants. The court in which the small claims case is filed retains the total revenue from this fee, for deposit in the general fund. (I.C. 33-37-7-2(k))

Alternative Dispute Resolution Fee: This \$20 fee applies only to counties with an established and approved ADR plan. The fee is collected from the party filing a petition for legal separation, paternity or dissolution of marriage and is reported in the county level funds column, for deposit into the Alternative Dispute Resolution Fund. (I.C. 33-23-6-1)

Other Fees: Courts report other fees collected that are not reflected in the separate categories above. These fees include monies collected through grants and special death benefit fee collections, but do not include trust fund collections or marriage license fees. For 2006, collection of the Sexual Assault Victims Assistance Fee was reported in this category. This fee is imposed when a defendant is convicted of rape, criminal deviate conduct, child molestation, child exploitation, vicarious sexual gratification, child solicitation, child seduction, sexual battery, sexual misconduct with a minor as a Class A or Class B felony, or incest. The fee can range from \$250-\$1000. It is reported in the state level column, for deposit into the Sexual Assault Victims Assistance Fund. (I.C. 33-37-5-23)

Marion County Small Claims Court Revenue
References:

The Marion County Small Claims Courts file separate Reports on Court Revenue. Many of the categories are the same as the small claims case fees collected and reported on the regular Report on Court Revenue. The following report references indicate the differences:

Filing Fee and Township Docket Fee: The basic court cost in the Marion County Small Claims Court is a \$5 township docket fee plus 45% of the costs charged in infraction and ordinance violation cases, which totals \$37.00. The respective townships support these courts and the basic court costs go to the township general funds, rather than to the state general funds. (I.C. 33-34-8-1)

Service of Process Fee (Certified Mail): The cost of service of process in these small claims courts is \$13 for service by registered or certified mail. The service fee is charged in addition to any filing fee. (I.C. 33-34-6-4(b)(5) and (7))

Service of Process Fee (Personal Service): As with certified mail service, the additional fee for personal service by the constable is \$13. All service of process fees are reported in the “Money to Others” column and are paid directly to the elected constables and their deputies. (I.C. 33-34-6-4(b)(5) and (7))

Witness Fees: Witness fees are not paid in the Marion County Small Claims courts and the entry line has been removed for future revenue reports.

Redocketing Fee: This \$5 fee is charged if a small claims case was dismissed or disposed but then redocketed for further action. (I.C. 33-34-8-1(a)(5))

The descriptions of the remainder of the fees reported on the Small Claims Report on Court Revenue are the same as those for the courts of record.

FINANCIAL COMPARISON TABLE OF INDIANA TRIAL COURTS

Financial Comparison Table - 1997 to 2006

Year	Expenditures on Judicial System				Revenues Generated by Courts			
	State	County	City, Town and Township	TOTAL	For State Funds	For County Funds	For Local Funds	TOTAL
FY '96-'97	\$57,431,504							
Calendar 1997		\$124,704,675	\$7,227,575	\$189,363,754	\$59,901,118	\$53,022,859	\$9,975,379	\$122,899,356
FY '97-'98	\$61,044,245							
Calendar 1998		\$137,809,840	\$8,733,226	\$207,587,311	\$64,947,008	\$59,984,503	\$11,371,714	\$136,303,225
FY '98-'99	\$64,857,746							
Calendar 1999		\$147,048,695	\$9,730,589	\$221,637,030	\$65,469,745	\$60,600,605	\$11,634,063	\$137,704,413
FY '99-'00	\$69,442,071							
Calendar 2000		\$163,059,133	\$10,507,822	\$254,202,395	\$71,771,627	\$67,896,463	\$13,008,032	\$152,676,122
FY '00-'01	\$72,764,172							
Calendar 2001		\$174,252,502	\$11,280,045	\$258,296,719	\$74,140,614	\$66,038,236	\$13,507,909	\$153,686,759
FY '01-'02	\$73,235,532							
Calendar 2002		\$171,478,092	\$12,242,086	\$256,955,710	\$78,080,386	\$73,662,387	\$14,768,392	\$166,511,165
FY '02-'03	\$77,012,594							
Calendar 2003		\$175,448,854	\$11,325,695	\$263,787,143	\$76,779,839	\$76,910,597	\$13,256,448	\$166,946,884
FY '03-'04	\$79,755,860							
Calendar 2004		\$180,864,134	\$12,916,563	\$273,536,557	\$78,732,492	\$85,012,363	\$11,249,707	\$174,994,562
FY '04-'05	\$106,376,704							
Calendar 2005		\$184,258,453	\$13,006,646	\$303,641,803	\$90,193,217	\$87,615,451	\$15,892,877	\$193,701,545
FY '05-'06	\$125,090,606							
Calendar 2006		\$207,587,769	\$13,139,411	\$345,817,786	\$103,419,061	\$95,319,195	\$16,493,544	\$215,231,800

2006 Indiana Judicial Service Report

JUDICIAL SYSTEM DISBURSEMENTS FOR THE STATE OF INDIANA (CY2005-1006) *

	Personal Services	Service Other than Personal	Service by Contract	Materials, Parts & Supplies	Equipment	Grants, Subsidies, Refunds, and Awards	In-State Travel	Out-of-State Travel	Total Disbursements
Supreme Court	\$5,292,228	\$345,909	\$818,155	\$83,280	\$411,299	\$256	\$16,468	\$40,317	\$7,007,912
Courts of Appeals	\$7,824,967	\$94,463	\$661,749	\$46,158	\$277,696	\$0	\$64,068	\$25,433	\$8,994,534
Clerk of Supreme/Appeals Court	\$731,571	\$52,376	\$115,611	\$14,581	\$10,837	\$750	\$4,121	\$3,335	\$933,182
Tax Court	\$469,192	\$4,978	\$90,043	\$4,439	\$14,773	\$0	\$5,282	\$324	\$589,031
Trial Judge's Salaries	\$47,935,690	\$7,337	\$140	\$1,769	\$0	\$7,026	\$6,480	\$0	\$47,958,442
Special Judges	\$0	\$21,909	\$22,703	\$3,454	\$0	\$0	\$85,364	\$0	\$133,430
Trail Court Operations	\$11,003	\$2,733	\$70,525	\$1,034	\$0	\$266,000	\$1,791	\$0	\$353,086
Judge's Pension Fund	\$0	\$0	\$0	\$0	\$0	\$8,376,417	\$0	\$0	\$8,376,417
Public Defender Commission	\$118,743	\$2,827	\$480	\$322	\$0	\$9,858,060	\$2,060	\$482	\$9,982,974
Public Defender Commission	\$0	\$0	\$0	\$0	\$0	\$4,600,000	\$0	\$0	\$4,600,000
State Public Defender's Office	\$4,969,793	\$173,608	\$516,758	\$24,149	\$52,917	\$369	\$50,422	\$5,751	\$5,793,767
Civil Legal Aid						\$1,000,000			\$1,000,000
Judicial Conference and Indiana Judicial Center	\$1,218,529	\$25,773	\$576,963	\$41,638	\$75,271	\$0	\$72,037	\$9,592	\$2,019,803
Judicial Tech and Automation Pr	\$1,116,517	\$174,938	\$3,018,101	\$27,034	\$630	\$141,855	\$21,618	\$1,205	\$4,501,898
Commission on Race and Gender Fairness	\$387	\$2,231	\$94,005	\$14,391	\$8,464	\$139,500	\$969	\$716	\$260,663
Guardian Ad Litem	\$86,908	\$1,163	\$2,553	\$3,638	\$0	\$665,938	\$6,054	\$3,449	\$769,703
County Prosecutors	\$21,813,173	\$2,591	\$0	\$0	\$0	\$0	\$0	\$0	\$21,815,764
Totals	\$91,588,701	\$912,836	\$5,987,786	\$265,887	\$851,887	\$25,056,171	\$336,734	\$90,604	\$125,090,606

*Information provided by the Annual Report of the State Auditor

Note: \$1,501,560 was disbursed to the judicial salaries account for judicial branch insurance adjustment

Expenditures by All Courts

Summary of 2006 Expenditures

Line Item Expenditures	County	City/Town	Township	Total
	Circuit, Superior, County, and Probate Courts	City and Town Courts	Marion County Small Claims Courts	
Judge(s) Salary - County Paid	\$1,170,265			\$1,170,265
Judge(s) Salary - Locally Paid		\$1,849,208	\$514,712	\$2,363,920
Other Judicial Officers	\$4,928,588	\$265,475		\$5,194,063
Court Reporter(s)	\$18,851,161	\$117,227		\$18,968,388
Bailiff(s)	\$14,744,393	\$1,096,487		\$15,840,880
Jury Commissioner(s)	\$78,089			\$78,089
Court Administrator & Staff	\$5,618,137	\$762,213		\$6,380,350
Secretary(ies)	\$5,165,776	\$302,511		\$5,468,287
GAL/CASA	\$1,828,325			\$1,828,325
Law Clerks & Interns	\$450,374			\$450,374
Public Defender & Staff	\$10,125,533	\$466,068		\$10,591,601
Court Clerks & Other Employees	\$2,280,658	\$2,201,192	\$927,580	\$5,409,430
Probation Office	\$53,076,519	\$1,157,357		\$54,233,876
Other Employees	\$22,199,861	\$692,214	\$454,626	\$23,346,701
TOTAL Personnel Salaries	\$140,517,679	\$8,909,952	\$1,896,918	\$151,324,549
Per Diem-Reporters/Bailiffs-Venued In/Out	\$26,812			\$26,812
Per Diem - Grand Jurors	\$41,325			\$41,325
Per Diem - Petit Jurors	\$2,861,340			\$2,861,340
Witness Fees	\$56,920			\$56,920
Medical & Psychiatric	\$848,470	\$2,941		\$851,411
Pauper Attorneys - Case by Case	\$10,372,601	\$116,671		\$10,489,272
Other Indigent Expenses	\$1,643,062	\$340		\$1,643,402
Judge(s) Pro Tempore	\$76,722	\$18,000	\$10,935	\$105,657
Other Non-Salary Personnel Svcs	\$12,363,753	\$480,368	\$103,201	\$12,947,322
Court Interpreter Fees	\$497,804	\$51,917	\$1,030	\$550,751
TOTAL Non-Salary Personnel Svcs	\$28,788,809	\$670,237	\$115,166	\$29,574,212
TOTAL All Personnel Services	\$169,306,488	\$9,580,189	\$2,012,084	\$180,898,761
TOTAL Supplies	\$3,671,166	\$299,273	\$144,009	\$4,114,448
Rentals	\$6,934,222	\$137,061	\$77,365	\$7,148,648
Lodging & Meals for Jurors	\$434,648	\$1,436		\$436,084
Other Services & Charges	\$23,665,805	\$548,335	\$122,994	\$24,337,134
TOTAL Services	\$31,034,675	\$686,832	\$200,359	\$31,921,866
Legal Libraries	\$1,502,481	\$22,376		\$1,524,857
Other Capital Outlays	\$2,072,959	\$148,197	\$46,092	\$2,267,248
TOTAL Capital Outlays	\$3,575,440	\$170,573	\$46,092	\$3,792,105
TOTAL EXPENDITURES	\$207,587,769	\$10,736,867	\$2,402,544	\$220,727,180

REVENUES GENERATED BY ALL COURTS

Summary of 2006 Revenues

Revenues	Circuit, Superior, County, and Probate Courts	City and Town	Marion County Small Claims	Grand Total
----------	---	---------------	-------------------------------	-------------

State Level Funds

To General Fund	\$70,837,522	\$15,115,205	\$1,414,815	\$87,367,542
To Court Related Services Funds	\$5,025,182	\$1,195,164		\$6,220,346
To Special Funds	\$7,635,259	\$2,195,914		\$9,831,173
TOTAL to State Funds	\$83,497,963	\$18,506,283	\$1,414,815	\$103,419,061

County Level Funds

To General Fund	\$35,018,795	\$2,970,143		\$37,988,938
To Court Related Services Funds	\$25,668,474	\$106,296		\$25,774,770
To Special Funds	\$28,891,684	\$2,663,803		\$31,555,487
TOTAL to County Level	\$89,578,953	\$5,740,242		\$95,319,195

Local Level Funds (Township)

To General Fund	\$2,886,758	\$5,709,393	\$3,110,437	\$11,706,588
To Court Related Services Funds	\$180,065	\$1,684,026		\$1,864,091
To Special Funds	\$626,852	\$2,296,013		\$2,922,865
TOTAL to Local Level	\$3,693,675	\$9,689,432	\$3,110,437	\$16,493,544

Total Generated Funds	\$176,770,591	\$33,935,957	\$4,525,252	\$215,231,800
------------------------------	----------------------	---------------------	--------------------	----------------------

Others

To Constables for Personal Service or Certified Mail			\$2,337,811	\$2,337,811
---	--	--	-------------	-------------

2006 REVENUES GENERATED BY CIRCUIT, SUPERIOR, COUNTY AND PROBATE COURTS

Revenues Distributed to General Funds	State Funds	County Funds	Local Funds	Total
1. Court Costs	\$46,643,287	\$18,731,630	\$1,806,289	\$67,181,206
2. Infraction Judgments	\$7,650,887			\$7,650,887
3. Civil Penalties for Local Ordinance Violations		\$110,310	\$1,069,974	\$1,180,284
4. Support Fees		\$2,326,116		\$2,326,116
5. Bond Administration Fees		\$1,483,807		\$1,483,807
6. Document Fees		\$1,233,391	\$9,909	\$1,243,300
7. Interest on Investments		\$1,460,357		\$1,460,357
8. Court Administration	\$1,743,492			\$1,743,492
9. Judicial Salaries	\$9,874,464			\$9,874,464
10. Judicial Admin/ Public Defender Admin*	\$3,120,984			\$3,120,984
11. Other	\$1,804,408	\$9,673,184	\$586	\$11,478,178
TOTAL TO GENERAL FUNDS	\$70,837,522	\$35,018,795	\$2,886,758	\$108,743,075

Revenues Distributed to Court Related Services

12. Adult Probation User Fees		\$17,212,926	\$180,065	\$17,392,991
13. Juvenile Probation User Fees		\$2,381,320		\$2,381,320
14. Guardian Ad Litem Fees		\$244,847		\$244,847
15. Supplemental Public Defender Fees		\$2,322,848		\$2,322,848
16. Civil Action Services		\$1,185,158		\$1,185,158
17. Small Claims Services		\$2,048,235		\$2,048,235
18. Alternative Dispute Resolutions		\$273,140		\$273,140
19. Automated Record Keeping Fee	\$5,025,182			\$5,025,182
TOTAL TO COURT RELATED SERVICES	\$5,025,182	\$25,668,474	\$180,065	\$30,873,721

Revenues Distributed to Special Funds

20. Fines and Forfeitures	\$4,394,555			\$4,394,555
21. Vehicle License Fees	\$582,232			\$582,232
22. Late Surrender Fees		\$493,042	\$29,031	\$522,073
23. User Fees	\$2,202,358	\$8,593,735	\$269,028	\$11,065,121
24. Jury Fees		\$897,986		\$897,986
25. Prosecutorial Pretrial Diversion Fees		\$4,420,851		\$4,420,851
26. Prosecutorial Deferral Program Fees		\$8,546,784	\$328,793	\$8,875,577
27. Document Storage Fees		\$1,511,877		\$1,511,877
28. County Drug Free Community Fees		\$4,427,409		\$4,427,409
29. DNA Sample Processing	\$456,114			\$456,114
TOTAL TO SPECIAL FUNDS	\$7,635,259	\$28,891,684	\$626,852	\$37,153,795
TOTAL GENERATED FUNDS	\$83,497,963	\$89,578,953	\$3,693,675	\$176,770,591

*Included in this revenue amount is the Judicial Insurance Adjustment Fee, which is a \$1 fee in any action where a person is convicted of an offense, required to pay a pretrial diversion fee or found to have violated an ordinance. These fees are distributed to Special Funds, rather than General Funds.

2006 Indiana Judicial Service Report

2006 REVENUES GENERATED BY CITY AND TOWN COURTS

Revenues Distributed to General Funds	State Funds	County Funds	Local Funds	Total
1. Court Costs	\$7,847,040	\$2,887,840	\$3,498,014	\$14,232,894
2. Infraction Judgments	\$4,326,555			\$4,326,555
3. Civil Penalties for Local Ordinance Violations		\$12,892	\$1,188,848	\$1,201,740
4. Support Fees				
5. Bond Administration Fees		\$6,855	\$245,459	\$252,314
6. Document Fees			\$36,987	\$36,987
7. Interest on Investments		\$2,472	\$111,250	\$113,722
8. Court Administration	\$379,543			\$379,543
9. Judicial Salaries	\$1,833,256			\$1,833,256
10. Judicial Admin/ Public Defender Admin*	\$683,073			\$683,073
11. Other	\$45,738	\$60,084	\$628,835	\$734,657
TOTAL TO GENERAL FUNDS	\$15,115,205	\$2,970,143	\$5,709,393	\$23,794,741

Revenues Distributed to Court Related Services

12. Adult Probation User Fees		\$45,372	\$1,684,026	\$1,729,398
13. Juvenile Probation User Fees				
14. Guardian Ad Litem Fees				
15. Supplemental Public Defender Fees		\$25,490		\$25,490
16. Civil Action Services		\$8,960		\$8,960
17. Small Claims Services		\$26,274		\$26,274
18. Alternative Dispute Resolutions		\$200		\$200
19. Automated Record Keeping Fee	\$1,195,164			\$1,195,164
TOTAL TO COURT RELATED SERVICES	\$1,195,164	\$106,296	\$1,684,026	\$2,985,486

Revenues Distributed to Special Funds

20. Fines and Forfeitures	\$1,358,504			\$1,358,504
21. Vehicle License Fees	\$324,312			\$324,312
22. Late Surrender Fees			\$274,018	\$274,018
23. User Fees	\$290,964	\$284,060	\$739,234	\$1,314,258
24. Jury Fees		\$352,965		\$352,965
25. Prosecutorial Pretrial Diversion Fees		\$549,053		\$549,053
26. Prosecutorial Deferral Program Fees		\$1,143,295	\$940,264	\$2,083,559
27. Document Storage Fees		\$3,236	\$342,497	\$345,733
28. County Drug Free Community Fees		\$331,194		\$331,194
29. DNA Sample Processing	\$222,134			\$222,134
TOTAL TO SPECIAL FUNDS	\$2,195,914	\$2,663,803	\$2,296,013	\$7,155,730

TOTAL GENERATED FUNDS	\$18,506,283	\$5,740,242	\$9,689,432	\$33,935,957
------------------------------	---------------------	--------------------	--------------------	---------------------

*Included in this revenue amount is the Judicial Insurance Adjustment Fee, which is a \$1 fee in any action where a person is convicted of an offense, required to pay a pretrial diversion fee or found to have violated an ordinance. These fees are distributed to Special Funds, rather than General Funds.

Revenues Generated by Marion County Small Claims Courts

2006 Revenues Generated by Marion County Small Claims Courts

	State Funds	County Funds	Local Funds	Other	Total for Gov't Units
1. Filing Fee and Township Docket Fee			\$2,709,227		\$2,709,227
2. Redocketing Fee			\$84,804		\$84,804
3. Document Storage			\$152,943		\$152,943
4. Automated Record Keeping Fee	\$546,173				\$546,173
5. Public Defense Administration	\$171,179				\$171,179
6. Judicial Insurance Adjustment	\$115,165				\$115,165
7. Judicial Salaries	\$444,364		\$144,028		\$588,392
8. Court Administration Fee	\$124,602				\$124,602
9. Other Fees	\$13,332		\$19,435		\$32,767
TOTAL	\$1,414,815		\$3,110,437		\$4,525,252
10. Service of Process Fee for Certified Mail (paid directly to the Constables)*				\$398,029	\$398,029
11. Service of Process Fee for Personal Service (paid directly to Constables)*				\$1,939,782	\$1,939,782

* The service of process fees are not included in the final total since they are paid by the litigants and go directly to the constables for personal service or certified mail service.

2006 Indiana Judicial Service Report

Revenue Reference Guide

FEE TYPE	AMOUNT(S)	DISTRIBUTION			CODE SECTION(S)	FUND(S)	COMMENTS
		STATE	COUNTY	LOCAL			
Court Costs							
Felony/ Misdemeanor	\$120	70% / \$55	27% / \$20	3% / \$25	33-37-4-1(a)	General	Upon Conviction
IF/OV	\$70	70%/ \$55	27% / \$20	3% / \$25	33-37-4-2(a)	General	Upon Judgment
Juvenile Action	\$120	70%	27%	3%	33-37-4-3(a)	General	
Civil	\$100	70% / \$55	27% / \$20	3% / \$25	33-37-4-4(a)	General	Some Exemptions
Small Claims (Not MCSC)	\$35	70%	27%	3%	33-37-4-6	General	
Additional Service	\$5 / \$10				33-37-4-6(a)	Sheriff	Change 7/1/06
Probate/Trust	\$120	70%	27%	3%	33-37-4-7(a)	General	
Service by Sheriff	\$13 - \$60				33-37-5-15(b)	Sheriff	7/1/06 change from \$40 to \$60 and depends on where case initiated
Fines & Forfeitures		100%			Constitution Article 8, Section 2	State Common School Fund	
Infraction Judgments Civil Penalty		100%			34-28-5-5 (c)	General	
Ordinance Violations Civil Penalty			100% or	100%	33-37-4-2 33-36-3-7	General	County or Local depending on scope of ordinance
Vehicle License Judgments		100%			9-20-18-12(f)	State Highway	Judgment for overweight vehicle cases
Support Fee	\$30	100% or	100%		33-37-5-6	General	County if collected by Clerk; State if collected by State Central Collection
Bond Administration Fee	Lesser of \$50 or 10% bond		100% or	100%	35-33-8-3.2	General	Depending on Court Collecting fee
Late Surrender Fee			50%	50%	36-8-10-12 35-33-14	County Extradition Local Police Pension Trust Fund	Based on % of Bond
User Fees							
Drug Abuse Prosecution, Interdiction and Correction Fees	\$200- \$1,000	25%	75%		33-19-9-2 5-2-11 33-37-7-2(b) & (c)	County portion: County Drug Free Community Fund State portion: User Fee Fund	Conviction in any Court of a controlled substance offense

FEE TYPE	AMOUNT(S)	DISTRIBUTION			CODE SECTION(S)	FUND(S)	COMMENTS
		STATE	COUNTY	LOCAL			
Alcohol & Drug Countermeasures	\$200	25%	75%		9-30-5 33-37-5-10 33-19-9-2 5-2-11 33-37-7-2 (b) & (c)	County portion: County Drug Free Community Fund State portion: User Fee Fund	Conviction for DUI or delinquent driving conviction
Child Abuse Prevention	\$100	50%	50%		12-17-17 33-37-7-2(b)&(d) 33-37-5-12	County Child Advocacy Fund	Conviction of crime against person under age of 18
Domestic Violence Prevention & Treatment	\$50	100%			33-37-7-2(b)(4) 33-37-5-13	State User Fee Fund	Violent crime conviction against spouse
Highway Work Zone	\$.50 / \$25.50	100%			9-30-3-5 33-37-7-2(b)(5) 33-37-7-8(d)(3)	State User Fee Fund	Traffic offense conviction;exceeding worksite limit gives increased amount
Safe Schools Fee	\$200-\$1,000	100%			33-37-7-2(b)(6) 33-37-7-8(d)(4)	State User Fee Fund	Conviction where use or possession of firearm is element
Automated Record Keeping	\$7	100%			33-37-5-21 33-37-7-2(b)(7)	State User Fee Fund	All civil, criminal, infraction or ordinance actions
Pretrial Diversion	\$50 initial; \$50 costs; \$10/month		100%	or 100%	33-39-1-8 33-37-4-1(c) and (d)	County User Fee Fund	If charged with misdemeanor, infraction or ordinance, can defer prosecution
Informal Adjustment Program Fees	\$5 to \$15 per month		100%		31-34-8-8 33-37-8-5(b)(2)	County User Fee Fund	If Juvenile placed in IA program prior to a delinquent petition being filed
Marijuana Eradication Fee	up to \$300		100%		35-48-4 15-3-4.6-4.1 33-37-8-5(b)(3) 33-37-5-7	County User Fee Fund	Conviction related to controlled substance
Alcohol Drug Services Fee	up to \$400		100% or	100%	33-37-5-8(b) 12-23-14-16 33-37-8-5(b)(4)	County User Fee Fund	Collected in all criminal, infraction, ordinance convictions
Law Enforcement Continuing Education Fee	\$3		100% or	100%	33-37-5-8(c) 33-37-8-5(b)(5)	County or Local User Fee Fund	Charged for each criminal conviction and each infraction and ordinance violation
Drug Court Fees	up to \$500		100% or	100%	12-23-14.5 33-37-5-24 12-23-14.5-12 33-37-8-5(b)(8) 33-37-8-3(b)(5)	County or Local User Fee Fund	Charged in proceedings in certified drug court cases
Deferral of Prosecution Program fee	\$120	70%	27%	3%	33-39-1-8 33-37-4-2(e) 34-28-5-1	State, County and Local User Fee Funds	Program for infractions, ordinances and misdemeanors

2006 Indiana Judicial Service Report

FEE TYPE	AMOUNT(S)	DISTRIBUTION			CODE SECTION(S)	FUND(S)	COMMENTS
		STATE	COUNTY	LOCAL			
Jury Fee	\$2		100%		33-37-5-19	County User Fee Fund	Charged in criminal convictions and infractions and ordinance violations
Reentry Court Fee			100% or	100%	33-23-14-12 33-37-8-3 33-37-8-5	County or Local User Fee Fund	Used to defray costs of reentry services
Adult Probation User's Fee	Felony: \$25-\$100 initial plus \$15-\$30 per month; Misd: up to \$50 initial plus up to \$20 per month		100% or 94% if collected by City or Town Court	6%	35-38-2-1(d) & (e) 35-38-2-1(c)	96% County Supplemental Adult Probation Services Fund; 3% Clerk's Record Perpetuation Fund; 3% County General Fund	Charged after conviction for felony or misdemeanor; if felony conviction, charge is mandatory
Juvenile Probation User's Fee	\$25-\$100 initial plus \$10-\$25 per month; if Delinquent, add \$100		100% or 94% if collected by City or Town Court	6%	31-40-2-1(b) & (c)	96% County Supplemental Adult Probation Services Fund; 3% Clerk's Record Perpetuation Fund; 3% County General Fund	Charge is more if Juvenile is considered a delinquent
GAL/CASA Fee	up to \$100		100%		31-40-3-1; 31-40-3-2	GAL fund; CASA fund	
Supplemental Public Defender Fee	Felony: \$100; Misd: \$50		100%		35-33-7-6 33-40-3-1	Supplemental Public Defender Services Fund	If defendant can pay, plus the amount of bond minus costs
Document Fee	\$1-\$3		100% or	100%	33-37-5-3 33-37-5-4 33-37-5-5	Clerk Record Perpetuation Fund	
Document Storage Fee	\$2		100% or	100%	33-37-5-2 33-37-5-20	Clerk Record Perpetuation Fund	Collected in every case
Interest on Investments		100% or	100% or	100%	5-13-10.5-2	Relevant fund generating interest	

FEE TYPE	AMOUNT(S)	DISTRIBUTION			CODE SECTION(S)	FUND(S)	COMMENTS
		STATE	COUNTY	LOCAL			
Judicial Insurance Adjustment Fee	\$1	100%			33-37-5-25 33-38-5-8.2 33-37-7-2(j) 33-37-7-8(h)	State Judicial Branch Insurance Adjustment Fund	Collected in every case
Court Administration Fee	\$3	100%			33-37-5-27	General	Collected in every case
DNA Sample Processing Fee	\$2	100%			33-37-4-1(b) 33-37-5-26.2 33-37-7-9(b)(9) 10-13-6-9.5	DNA Sample Processing Fund	Collected in criminal, infractions and ordinance violation cases
Judicial Salaries Fee	SC: \$10 (\$11 as of	75%		25%	33-37-5-26(d) & (e) 33-37-7-8(i)	General	Collected in every case
Public Defense Administration Fee	\$3	100%			33-37-5-21.2	General	Collected in every case
Civil Action Service Fee	\$10/ additional defendant over initial defendant; \$10 per additional garnishee defendant	100% or	100% or	100%	33-37-4-6 33-37-5-28 33-37-7-2(h) & (i)	General	Paid by plaintiff in civil cases
Small Claims Service Fee	\$5 (\$10 as of 7/1/2006) per each additional defendant over initial; \$5 (\$10 as of 7/1/2006) per each additional garnishee	100% or	100%		33-37-7-2(k)	General	Paid by plaintiff in small claims cases
Alternative Dispute Resolution Fee	\$20		100%		33-23-6-1	Alternative Dispute Resolution Fund	If county has approved ADR plan, charged in domestic relations and paternity cases
Other Fees							
Sexual Assault Victims Assistance Fee	\$250- \$1000	100%			33-37-5-23	General	Criminal conviction of sexual assault crimes

2006 Indiana Judicial Service Report

FEE TYPE	AMOUNT(S)	DISTRIBUTION			CODE SECTION(S)	FUND(S)	COMMENTS
		STATE	COUNTY	LOCAL			
MARION COUNTY SMALL CLAIMS FEES:							
Filing Fee & Township Docket Fee	\$37			100%	33-34-8-1	General	
MCSC Service of Process fee	\$13			100% reported in "Money to Others" Column	33-34-6-4(b)(5) & (7)	Constables	Certified mail or personal service
Witness Fees	N/A						
Redocketing Fee	\$5			100%	33-34-8-1(a)(5)	General	

2006 FILING FEES/COSTS BY CASE TYPE COLLECTED BY THE CLERK

Criminal Cases

Fee Type	Code Citation	Fee Amount	Other Information	
Criminal Costs Fee	IC 33-37-4-1	\$120.00		
Marijuana Eradication Program Fee	IC 33-37-5-7	*		
Alcohol and Drug Services Program Fee	IC 33-37-5-8(b)	*		
Law Enforcement Continuing Education Fee	IC 33-37-5-8(c)	3.00		
Drug Abuse, Prosecution, Interdiction, and Correction Fee	IC 33-37-5-9	*		
Alcohol and Drug Countermeasures Fee	IC 33-37-5-10	*		
Child Abuse Prevention Fee	IC 33-37-5-12	*		
Domestic Violence Prevention and Treatment Fee	IC 33-37-5-13	*		
Highway Work Zone Fee	IC 33-37-5-14		(1)	
Deferred Prosecution Fee	IC 33-37-5-17		(2)	
Safe School Fee	IC 33-37-5-18	*		
Jury Fee	IC 33-37-5-19	2.00		
Document Storage Fee	IC 33-37-5-20	2.00		
Automated Record Keeping Fee	IC 33-37-5-21	7.00		
Late Payment Fee	IC 33-37-5-22	*		
Sexual Assault Victims Assistance Fee	IC 33-37-5-23	*		
Public Defense Administration Fee	IC 33-37-5-21.2	3.00		
Judicial Insurance Adjustment Fee	IC 33-37-5-25	1.00		
Judicial Salaries Fee	IC 33-37-5-26	\$15.00 (1/1/06 through 6/30/06) \$16.00 (7/1/06 through 12/31/06)		
DNA Sample Processing Fee	IC 33-37-5-26.2	2.00		
Court Administration Fee	IC 33-37-5-27	3.00		
Total Criminal Costs Fee		\$158.00 (1/1/06 through 6/30/06) \$159.00 (7/1/06 through 12/31/06)	(3)	\$171 (1/1/06 through 6/30/06) \$172 (7/1/06 through 12/31/06)

*Judge determines if this fee is to be collected and the amount of the fee.

- (1) Collect \$.50 only if traffic offense and could be \$25.50 if exceeding the worksite speed limit or failure to merge.
- (2) \$120 fee for court costs if the criminal action is a misdemeanor and the defendant enters the pretrial diversion program.
- (3) Total is \$171 (1/1/06 through 6/30/06) or \$172 (7/1/06 through 12/31/06) if office is collecting the sheriff's service of process fee of \$13.

Civil Cases

Fee Type	Code Citation	Fee Amount	Other Information	
Civil Costs Fee	IC 33-37-4-4(a)	\$100.00		
Document Storage Fee	IC 33-37-5-20	2.00		
Automated Record Keeping Fee	IC 33-37-5-21	7.00		
Public Defense Administration Fee	IC 33-37-5-21.2	3.00		
Judicial Insurance Adjustment Fee	IC 33-37-5-25	1.00		
		\$15.00 (1/1/06 through 6/30/06)		
Judicial Salaries Fee	IC 33-37-5-26	\$16.00		
Court Administration Fee	IC 33-37-5-27	3.00		
Service Fee	IC 33-37-5-28		(1)	
Civil Garnishee Service Fee	IC 33-37-5-28		(2)	
Alternative Dispute Resolution Fee	IC 33-23-6-1		(3)	
		\$131.00 (1/1/06 through 6/30/06)		\$144 (1/1/06 through 6/30/06)
		\$132.00 (7/1/06 through 12/31/06)		\$145 (7/1/06 through 12/31/06)
Total Civil Filing Fee			(4)	

(1) The clerk shall collect from the party filing the civil action, a service fee of \$10 for each additional defendant named other than the first named defendant. The clerk shall collect from any party adding a defendant, a service fee of \$10. This does not apply to an action in which the service is made by publication in accordance with Indiana Trial Rule 4.13.

(2) Add a \$10 fee per garnishee defendant in excess of 3 whether named or added.

(3) If the county has an approved plan from the Judicial Conference of Indiana, the clerk shall collect from the party filing a petition for legal separation, paternity, or dissolution of marriage a fee of \$20.

(4) Total is \$144 (1/1/06 through 6/30/06) or \$145 (7/1/06 through 12/31/06) if office is collecting the sheriff's service of process fee of \$13.

Juvenile Cases

Fee Type	Code Citation	Fee Amount	Other Information	
Juvenile Costs Fee	IC 33-37-4-3	\$120.00		
Marijuana Eradication Program Fee	IC 33-37-5-7	*		
Alcohol and Drug Services Program Fee	IC 33-37-5-8(b)	*		
Law Enforcement Continuing Education Fee	IC 33-37-5-8(c)		(1)	
Alcohol and Drug Countermeasures Fee	IC 33-37-5-10	*		
Jury Fee	IC 33-37-5-19		(1)	
Document Storage Fee	IC 33-37-5-20	2.00		
Automated Record Keeping Fee	IC 33-37-5-21	7.00		
Late Payment Fee	IC 33-37-5-22	*		
Public Defense Administration Fee	IC 33-37-5-21.2	3.00		
Judicial Insurance Adjustment Fee	IC 33-37-5-25	1.00		
Judicial Salaries Fee	IC 33-37-5-26	\$15.00 (1/1/06 through 6/30/06) \$16.00 (7/1/06 through 12/31/06)		
DNA Sample Processing Fee	IC 33-37-5-26.2		(1)	
Court Administration Fee	IC 33-37-5-27	3.00		
Alternative Dispute Resolution Fee	IC 33-23-6-1		(2)	
Total Juvenile Filing Fees		\$151.00 (1/1/06 through 6/30/06) \$152.00 (7/1/06 through 12/31/06)	(3)	\$164.00 (1/1/06 through 6/30/06) \$165.00 (7/1/06 through 12/31/06)

*Judge determines if this fee is to be collected and the amount of the fee.

(1) If the case is a criminal case, then these fees are collected upon conviction. This would make the total filing fee for a juvenile criminal case \$158 (1/1/06 through 6/30/06) or \$159 (7/1/06 through 12/31/06) or including the processing fee \$171 (1/1/06 through 6/30/06) or \$172 (7/1/06 through 12/31/06).

(2) If the county has an approved plan from the Judicial Conference of Indiana, the clerk shall collect from the party filing a petition for legal separation, paternity, or dissolution of marriage a fee of \$20.

(3) Total is \$164 (1/1/06 through 6/30/06) or \$165 (7/1/06 through 12/31/06) if office is collecting the sheriff's service of process fee of \$13.

2006 Indiana Judicial Service Report

Small Claims Cases

Fee Type	Code Citation	Fee Amount	Other Information	
Small Claims Filing Fee	IC 33-37-4-6	\$35.00		
Small Claims Service Fee	IC 33-37-4-6	10.00	(1)	
Additional Small Claims Service Fee	IC 33-37-4-6	*		
Small Claims Garnishee Service Fee	IC 33-37-4-6		(2)	
Document Storage Fee	IC 33-37-5-20	2.00		
Automated Record Keeping Fee	IC 33-37-5-21	7.00		
Public Defense Administration Fee	IC 33-37-5-21.2	3.00		
Judicial Insurance Adjustment Fee	IC 33-37-5-25	1.00		
Judicial Salaries Fee	IC 33-37-5-26	\$10.00 (1/1/06 through 6/30/06) \$11.00 (7/1/06 through 12/31/06)		
Court Administration Fee	IC 33-37-5-27	3.00		
Total Small Claims Filing Fees		\$71.00 (1/1/06 through 6/30/06) \$72.00 (7/1/06 through 12/31/06)	(3)	\$84.00 (1/1/06 through 6/30/06) \$85.00 (7/1/06 through 12/31/06)

*\$10 fee per defendant added to the action.

(1) Fee is per defendant named and paid by the party filing the action.

(2) Add a \$10 fee per garnishee defendant in excess of 3 whether named or added.

(3) Total is \$84 (1/1/06 through 6/30/06) or \$85 (7/1/06 through 12/31/06) if office is collecting the sheriff's service of process fee of \$13

Probate Cases

Fee Type	Code Citation	Fee Amount	Other Information	
Probate Costs Fee	IC 33-37-4-7(a)	\$120.00		
Document Storage Fee	IC 33-37-5-20	2.00		
Automated Record Keeping Fee	IC 33-37-5-21	7.00		
Public Defense Administration Fee	IC 33-37-5-21.2	3.00		
Judicial Insurance Adjustment Fee	IC 33-37-5-25	1.00		
Judicial Salaries Fee	IC 33-37-5-26	\$15.00 (1/1/06 through 6/30/06) \$16.00 (7/1/06 through 12/31/06)		
Court Administration Fee	IC 33-37-5-27	3.00		
Total Probate Filing Fees		\$151.00 (1/1/06 through 6/30/06) \$152.00 (7/1/06 through 12/31/06)	(1)	\$164.00 (1/1/06 through 6/30/06) \$165.00 (7/1/06 through 12/31/06)

(1) Total is \$164 (1/1/06 through 6/30/06) or \$165 (7/1/06 through 12/31/06) if office is collecting the sheriff's service of process fee of \$13.

Infraction/ Ordinance Violation Cases

Fee Type	Code Citation	Fee Amount	Other Information	
Infraction or Ordinance Violation Costs Fee	IC 33-37-4-2	\$70.00		
Alcohol and Drug Services Program Fee	IC 33-37-5-8(b)	*		
Law Enforcement Continuing Education Fee	IC 33-37-5-8(c)	3.00		
Alcohol and Drug Countermeasures Fee	IC 33-37-5-10	*		
Highway Work Zone Fee	IC 33-37-5-14		(1)	
Deferred Prosecution Fee	IC 33-37-5-17		(2)	
Jury Fee	IC 33-37-5-19	2.00		
Document Storage Fee	IC 33-37-5-20	2.00		
Automated Record Keeping Fee	IC 33-37-5-21	7.00		
Late Payment Fee	IC 33-37-5-22	*		
Public Defense Administration Fee	IC 33-37-5-21.2	3.00		
Judicial Insurance Adjustment Fee	IC 33-37-5-25	1.00		
Judicial Salaries Fee	IC 33-37-5-26	\$15.00 (1/1/06 through 6/30/06) \$16.00 (7/1/06 through 12/31/06)		
DNA Sample Processing Fee	IC 33-37-5-26.2	2.00		
Court Administration Fee	IC 33-37-5-27	3.00		
Total Infraction/Ordinance Violations Costs Fees		\$108.00 (1/1/06 through 6/30/06) \$109.00 (7/1/06 through 12/31/06)	(3)	\$121.00 (1/1/06 through 6/30/06) \$122.00 (7/1/06 through 12/31/06)

*Judge determines if this fee is to be collected and the amount of the fee.

(1) Collect \$.50 only if traffic offense and could be \$25.50 if exceeding the worksite speed limit or failure to merge.

(2) \$120 fee for court costs if the criminal action is a misdemeanor and the defendant enters the pretrial diversion program.

(3) Total is \$121 (1/1/06 through 6/30/06) or \$122 (7/1/06 through 12/31/06) if office is collecting the sheriff's service of process fee of \$13.

Pretrial Diversion Program

Fee Type	Code Citation	Fee Amount	Other Information	
Deferred Prosecution Fee	IC 33-37-5-17	\$120.00		
Initial User Fee	IC 33-37-4-1(c)	50.00		
Monthly User Fee	IC 33-37-4-1(c)	60.00	(1)	
Public Defense Administration Fee	IC 33-37-5-21.2	3.00		
Judicial Insurance Adjustment Fee	IC 33-37-5-25	1.00		
Judicial Salaries Fee	IC 33-37-5-26	\$15.00 (1/1/06 through 6/30/06) \$16.00 (7/1/06 through 12/31/06)		
DNA Sample Processing Fee	IC 33-37-5-26.2	2.00		
Court Administration Fee	IC 33-37-5-27	3.00		
Total Pretrial Diversion Program Fee		\$252.00 (1/1/06 through 6/30/06) \$253.00 (7/1/06 through 12/31/06)		

(1) Monthly fee is \$10 for each month that the person remains in the pretrial diversion program. This scenario would illustrate a 6 month program. The county may have different time ranges for the program, which will cause the total to be different.

Deferral Program

Fee Type	Code Citation	Fee Amount	Other Information	
Moving Traffic Offense Court Cost	IC 34-28-5-1	\$70.00	(1)	
Initial Users Fee *	IC 33-37-4-2(e)	52.00	(2)	
Monthly User Fee *	IC 33-37-4-2(e)	60.00	(3)	
Total Deferral Program Fee		\$182.00		

(1) If the infraction or violation is not a moving traffic offense, then this will not be collected.

(2) \$50 goes to the deferral program and \$2 goes to the jury pay fund.

(3) Monthly fee is \$10 for each month that the person remains in the deferral program. This scenario would illustrate a 6 month program. The county may have different time ranges for the program, which will cause the total to be different.

* Statute states these fees are not to exceed these amounts. The prosecutor may assess lower rates than the maximum allowed.

Seatbelt Violations

Fee Type	Code Citation	Fee Amount	Other Information	
Class D Infraction	IC 9-19-10-8	\$25.00		
	IC 34-28-5-4			
Total Seatbelt Violation Fee		\$25.00		

Child Restraint System Violations

Fee Type	Code Citation	Fee Amount	Other Information	
Class D Infraction	IC 9-19-11	\$25.00	(1)	
	IC 34-28-5-4			
Total Child Restraint System Violation Fees		\$25.00		

Miscellaneous

Fee Type
Paternity are juvenile cases.
Adoptions are civil cases.
Guardianships are probate cases.

2006 TRIAL COURT OFFICERS PAID BY THE STATE

Trial Court Judicial Officers Paid by the State					
County	Judges	Magistrates*	Juvenile Magistrates*	Small Claims Referee*	Population**
Adams	2				33,719
Allen	10	8	4		347,316
Bartholomew	3	1			74,444
Benton	1				9,050
Blackford	2				13,603
Boone	3				53,526
Brown	1	1			15,071
Carroll	2				20,526
Cass	3				39,902
Clark	4	1			103,569
Clay	2				27,021
Clinton	2				34,217
Crawford	1				11,137
Daviess	2				30,220
Dearborn	2.5				49,663
Decatur	2				24,948
DeKalb	3				41,902
Delaware	5				114,879
DuBois	2				41,212
Elkhart	7	2	1		198,105
Fayette	2				24,648
Floyd	3	1			72,570
Fountain	1			1	17,486
Franklin	1				23,373
Fulton	2				20,622
Gibson	2				33,396
Grant	4				69,825
Green	2				33,360
Hamilton	7	1			250,979
Hancock	3				65,050
Harrison	2				36,992
Hendricks	6				131,204

Trial Court Judicial Officers Paid by the State					
County	Judges	Magistrates*	Juvenile Magistrates*	Small Claims Referee*	Population**
Henry	3				46,947
Howard	5				84,500
Huntington	2				38,026
Jackson	2				42,404
Jasper	2				32,296
Jay	2				21,605
Jefferson	1.5				32,668
Jennings	2				28,473
Johnson	4	1	1		133,316
Knox	3				38,241
Kosciusko	4				76,541
LaGrange	2				37,291
Lake	17	8	5		494,202
LaPorte	5	2	1		110,479
Lawrence	3				46,413
Madison	6	1			130,575
Marion	36	5	7		865,504
Marshall	3				47,295
Martin	1				10,340
Miami	2				35,552
Monroe	8				122,613
Montgomery	3				38,173
Morgan	4	1			70,290
Newton	2				14,293
Noble	3				47,918
Ohio	1				5,826
Orange	2				19,659
Owen	1			1	22,741
Parke	1				17,021
Perry	1	1			18,843
Pike	1			1	12,855
Porter	6	2	1		160,105
Posey	2				26,765
Pulaski	2				13,861

2006 Indiana Judicial Service Report

Trial Court Judicial Officers Paid by the State					
County	Judges	Magistrates*	Juvenile Magistrates*	Small Claims Referee*	Population**
Putnam	2				36,978
Randolph	2				26,581
Ripley	2				27,748
Rush	2				17,684
St Joseph	10	5	2		266,678
Scott	2				23,704
Shelby	3				44,114
Spencer	1				20,596
Starke	1	1			23,069
Steuben	2	1			33,683
Sullivan	2	1			21,542
Switzerland	1				9,721
Tippecanoe	7	1	1		156,169
Tipton	1			1	16,377
Union	1				7,291
Vanderburgh	8	5	1		173,356
Vermillion	1				16,645
Vigo	6		1		103,009
Wabash	2				33,559
Warren	1				8,701
Warrick	3				57,090
Washington	2				28,062
Wayne	4		1		68,846
Wells	2				28,199
White	2				24,396
Whitley	2				32,556
Total	309	50	26	4	

*Employees as of 6/20/2007

** Indiana's population figures were provided by the U.S. Census Bureau:
<http://www.census.gov/population/www/index.html>.

CITY AND TOWN COURTS BY COUNTY

County	City Courts	Town Courts
Allen	New Haven	
Boone	Lebanon	Jamestown Thorntown Whitestown Zionsville
Carroll	Delphi	Burlington
Clark	Charlestown Jeffersonville	Clarksville Sellersburg
Clinton	Frankfort	
Dearborn	Aurora Lawrenceburg	
DeKalb	Butler	
Delaware	Muncie	Yorktown
Elkhart	Elkhart Goshen Nappanee	
Fountain	Attica	
Grant	Gas City Marion	
Hamilton	Carmel Noblesville	
Hendricks		Avon Brownsburg Plainfield
Henry	New Castle	Knightstown
Huntington		Roanoke
Jasper		DeMotte
Jay	Dunkirk Portland	
Johnson	Franklin Greenwood	
Knox	Bicknell	
Lake	Crown Point East Chicago Gary Hammond Hobart Lake Station Whiting	Merrillville Lowell Schererville

2006 Indiana Judicial Service Report

County	City Courts	Town Courts
Madison	Alexandria Anderson Elwood	Edgewood Pendleton
Miami	Peru	Bunker Hill
Morgan	Martinsville	Mooreville
Randolph	Union Winchester	
Ripley	Batesville	Versailles
St. Joseph		Walkerton Lakeville*
Starke	Knox	
Steuben		Fremont
Tippecanoe	West Lafayette	
Tipton	Tipton	Sharpsville
Vermillion	Clinton	
Vigo	Terre Haute	
Wabash	Wabash	North Manchester
Wayne		Hagerstown
Wells	Bluffton	
White		Monon
TOTAL	46	28

Lakeville Town Court exists per Admin Rule 8 but has not been activated prior to this publication.

Marion County Small Claims Courts

Center Township
Decatur Township
Franklin Township
Lawrence Township
Perry Township
Pike Township
Warren Township
Washington Township
Wayne Township

Roster of All Judicial Officers

(Judges, Magistrates, Commissioners, Referees, as of July 1, 2007)

1 ADAMS

Circuit	Judge	Schurger, Frederick A.
Superior	Judge	Heimann, James A.

2 ALLEN

Circuit	Judge	Felts, Thomas J.	
	Magistrate	Bobay, Craig J.	
	Referee	Ryan, Thomas L.	
Superior 1	Judge	Boyer, Nancy E.	
	Magistrate	Houk, Phillip E.	
	Magistrate	DeGroot, Jennifer L.	
	Magistrate	Cook, Brian D.	
	Magistrate	Ummel, Jerry L.	
	Superior 2	Judge	Heath, Daniel G.
	Magistrate	Houk, Phillip E.	
	Magistrate	DeGroot, Jennifer L.	
	Magistrate	Cook, Brian D.	
Superior 3	Judge	Levine, Stanley A.	
	Magistrate	Houk, Phillip E.	
	Magistrate	DeGroot, Jennifer L.	
	Magistrate	Cook, Brian D.	
	Superior 4	Judge	Scheibenberger, Kenneth R.
	Magistrate	Schmoll, Robert J.	
	Magistrate	Linsky, Marcia L.	
	Magistrate	Ross, Robert E.	
	Superior 5	Judge	Gull, Frances C.
	Magistrate	Linsky, Marcia L.	
	Magistrate	Schmoll, Robert J.	
	Magistrate	Ross, Robert E.	
Superior 6	Judge	Surbeck, John F., Jr.	
	Magistrate	Schmoll, Robert J.	
	Magistrate	Linsky, Marcia L.	
	Magistrate	Ross, Robert E.	
	Superior 7	Judge	Sims, Stephen M.
	Juv. Magistrate	Lee, Diane	
	Magistrate	Springer, Karen A.	
Superior 8	Judge	Pratt, Charles F.	
	Magistrate	Morgan, Lori K.	
	Magistrate	Boyer, Thomas P.	
Superior 9	Judge	Avery, David	
	Magistrate	Houk, Phillip E.	
	Magistrate	DeGroot, Jennifer L.	
	Magistrate	Cook, Brian D.	
New Haven Cty	City Judge	Robison, Geoff	

3 BARTHOLOMEW

Circuit	Judge	Heimann, Stephen R.
	Referee	Mollo, Heather M.
	Commissioner	Rogers, Michael
Superior 1	Judge	Monroe, Chris D.
	Commissioner	Rogers, Michael
Superior 2	Judge	McGillivray, Roderick D.
	Magistrate	Meek, Joseph W.

4 BENTON

Circuit	Judge	Kepner, Rex W.
----------------	-------	----------------

5 BLACKFORD

Circuit	Judge	Bade, Bruce C.
Superior	Judge	Forcum, John W.

6 BOONE

Circuit	Judge	David, Steve
	Commissioner	Berish, Sally
Superior 1	Judge	Kincaid, Matthew C.
Superior 2	Judge	McClure, Becky
	Commissioner	Sullivan, Mark X.
Lebanon City	City Judge	Crow, Patricia R.
Zionsville	Town Judge	Jackson, Jr., Price A.
Jamestown	Town Judge	Caldwell, Mary Ann
Thorntown	Town Judge	Vaughn, Donald G.
Whitestown	Town Judge	Bradley, Edward E.

7 BROWN

Circuit	Judge	Stewart, Judith A.
	Magistrate	Van Winkle, Douglas E.

8 CARROLL

Circuit	Judge	Currie, Donald
Superior	Judge	Smith, Jeffrey R.
Delphi City	City Judge	Weckerly, David R.
Burlington	Town Judge	Adams, John C.

9 CASS

Circuit	Judge	Burns, Leo
Superior 1	Judge	Perrone, Thomas C.
Superior 2	Judge	Maughmer, Richard A.

10 CLARK

Circuit	Judge	Donahue, Daniel F.
	Magistrate	Abbott, Kenneth R.
Superior 1	Judge	Carmichael, Vicki
	Magistrate	Abbott, Kenneth R.
Superior 2	Judge	Blau, Cecile A.
	Magistrate	Abbott, Kenneth R.

Roster of All Judicial Officers

Superior 3	Judge	Fleece, Steven M.
	Magistrate	Abbott, Kenneth R.
Charlestown	City Judge	Waters, George
Jeffersonville	City Judge	Lewis, B.
Clarksville	Town Judge	Weber, Joseph P.
Sellersburg	Town Judge	Lowe, Thomas R.

11 CLAY

Circuit	Judge	Trout, Joseph
Superior	Judge	Akers, Blaine J.

12 CLINTON

Circuit	Judge	Pearson, Linley E.
Superior	Judge	Smith, Kathy
Frankfort City	City Judge	Ponton, George G.

13 CRAWFORD

Circuit	Judge	Lopp, Kenneth L.
----------------	-------	------------------

14 DAVIESS

Circuit	Judge	Smith, Gregory
Superior	Judge	Sobecki, Dean A.

15 DEARBORN

Circuit	Judge	Humphrey, James D.
	Referee	Gay, Mary Ann
	Referee	Stewart, Eugene
Superior 1	Judge	Witte, G. Michael
	Referee	Weissmann, Leanna
Superior 2	Judge	Blankenship, Sally
Aurora City	City Judge	Schmits, Fred
Lawrenceburg	City Judge	Bauer, Tom

16 DECATUR

Circuit	Judge	Westhafer, John A.
Superior 1	Judge	Wilke, W. Michael

17 DEKALB

Circuit	Judge	Carpenter, Kirk D.
Superior 1	Judge	Wallace, Kevin P.
Superior 2	Judge	Bown, Monte
Butler City	City Judge	Obendorf, Richard

18 DELAWARE

Circuit 1	Judge	Vorhees, Marianne L.
	Commissioner	Pierce, Brian
	Commissioner	Peckinpaugh, Darrell K.
	Commissioner	Speece, Joseph
Circuit 2	Judge	Dailey, Richard A.
	Commissioner	Speece, Joseph
Circuit 3	Judge	Barnet, Robert L., Jr.
	Commissioner	Speece, Joseph M.
Circuit 4	Judge	Feick, John M.

	Commissioner	Peckinpaugh, Darrell K.
Circuit 5	Judge	Lennington, Wayne J.
	Commissioner	Peckinpaugh, Darrell K.
Muncie City	City Judge	Wolf, Linda Ralu
Yorktown Town	Town Judge	Zeabart, Patricia F.

19 DUBOIS

Circuit	Judge	Weikert, William E.
Superior	Judge	Brown, Elaine B.

20 ELKHART

Circuit	Judge	Shewmaker, Terry C.
	Magistrate	Domine, Deborah A.
Superior 1	Judge	Roberts, Evan
	Magistrate	Denton, David A.
Superior 2	Judge	Bowers, Stephen
	Magistrate	Denton, David A.
	Magistrate	Murto, Thomas A.
Superior 3	Judge	Biddlecome, George W.
	Magistrate	Murto, Thomas A.
Superior 4	Judge	Stickel, Olga H.
	Magistrate	Murto, Thomas A.
Superior 5	Judge	Rieckhoff, James W.
	Magistrate	Denton, David A.
Superior 6	Judge	Bonfiglio, David
	Magistrate	Denton, David A.
	Commissioner	Biddlecome, Mona
Elkhart City	City Judge	Grodnik, Charles H.
Goshen City	City Judge	To Be Announced
Nappanee City	City Judge	Sloat, Timi S.

21 FAYETTE

Circuit	Judge	Pflum, Daniel Lee
Superior	Judge	Urdal, Ronald T.

22 FLOYD

Circuit	Judge	Cody, J. Terrance
	Magistrate	Burke, Daniel B., Jr.
Superior	Judge	Orth, Susan L.
County	Judge	Hancock, Glen G.
	Magistrate	Burke, Daniel B., Jr.

23 FOUNTAIN

Circuit	Judge	Henderson, Susan Orr
	Referee (SC)	Gibson, Donald F.
Attica City	City Judge	Mason, Mark W.

24 FRANKLIN

Circuit	Judge	Cox, J. Steven
----------------	-------	----------------

25 FULTON

Circuit	Judge	Morton, Douglas B.
Superior	Judge	Steele, Wayne E.

Roster of All Judicial Officers

26 GIBSON

Circuit	Judge	Meade, Jeffrey
Superior	Judge	Penrod, Earl G.

27 GRANT

Circuit	Judge	Sptizer, Mark
	Commissioner	Milford, John
Superior 1	Judge	Todd, Jeffrey D.
Superior 2	Judge	Johnson, Randall Lee
	Commissioner	Milford, John
	Referee	McLane, Brian
Superior 3	Judge	Conn, Natalie R.
	Commissioner	Hege, Greg
Gas City	City Judge	Schrader, Fred
Marion City	City Judge	Kocher, James F.

28 GREENE

Circuit	Judge	Allen, Erik
Superior	Judge	Holt, J. David

29 HAMILTON

Circuit	Judge	Proffitt, Judith S.
	Magistrate	Najjar, David K.
	Commissioner	Ruetz, Todd L.
Superior 1	Judge	Nation, Steven R.
	Commissioner	Ruetz, Todd L.
	Commissioner	Greenaway, William
Superior 2	Judge	Pfleging, Daniel
	Magistrate	Najjar, David K.
	Commissioner	Greenaway, William
Superior 3	Judge	Hughes, William J.
	Magistrate	Najjar, David K.
	Commissioner	Greenaway, William
Superior 4	Judge	Campbell, J. Richard
	Magistrate	Najjar, David K.
	Commissioner	Greenaway, William
Superior 5	Judge	Sturtevant, Wayne A.
Superior 6	Judge	Bardach, Gail
Carmel City	City Judge	Felix, Paul
Noblesville City	City Judge	Caldwell, Gregory L.

30 HANCOCK

Circuit	Judge	Culver, Richard D.
	Commissioner	Amick, Larry
Superior 1	Judge	Snow, Terry K.
	Commissioner	Amick, Larry
Superior 2	Judge	Marshall, Dan E.
	Commissioner	Amick, Larry

31 HARRISON

Circuit	Judge	Whitis, H. Lloyd
	Referee	Umpleby, Susan

Superior	Judge	Davis, Roger D.
-----------------	-------	-----------------

32 HENDRICKS

Circuit	Judge	Boles, Jeffrey V.
Superior 1	Judge	Freese, Robert W.
Superior 2	Judge	Coleman, David H.
Superior 3	Judge	Love, Karen M.
Superior 4	Judge	Smith, Mark A.*
Superior 5	Judge	Lemay-Luken, Stephenie*
Brownsburg	Town Judge	Hostetter, Charles E.
Plainfield	Town Judge	Spencer, James D.
Avon Town	Town Judge	Owen, Maureen T.

33 HENRY

Circuit	Judge	Willis, Mary G.
	Commissioner	Payne, Richard
Superior 1	Judge	Peyton, Michael D.
	Commissioner	O'Neal, Lyn
Superior 2	Judge	Witham, Bob A.
New Castle	City Judge	Goodwin, Carol
Knightstown	Town Judge	Butler, Lewis Hayden

34 HOWARD

Circuit	Judge	Murray, Lynn
	Referee (Juv)	May, Erik
Superior 1	Judge	Menges, William C., Jr.
Superior 2	Judge	Jessup, Stephen M.
Superior 3	Judge	Tate, Douglas A.
Superior 4	Judge	Hopkins, George*

35 HUNTINGTON

Circuit	Judge	Hakes, Thomas
Superior	Judge	Heffelfinger, Jeffrey R.
	Referee	Newton, Jennifer
	Referee	Brewer, Tia
Roanoke Town	Town Judge	Turpin, Bobby G.

36 JACKSON

Circuit	Judge	Vance, William E.
Superior	Judge	Markel, Bruce

37 JASPER

Circuit	Judge	Potter, John D.
Superior	Judge	McGraw, J. Philip
DeMotte Town	Town Judge	Osborn, Gregory

38 JAY

Circuit	Judge	Hutchinson, Brian D.
Superior	Judge	Roberts, Joel D.
Dunkirk City	City Judge	Phillips, Tommy D., II
Portland City	City Judge	Pensing, Michele R.

Roster of All Judicial Officers

39 JEFFERSON

Circuit	Judge	Todd, Ted R.
Superior	Judge	Hoying, Fred H.

40 JENNINGS

Circuit	Judge	Webster, Jonathan W.
Superior	Judge	Funke, James, Jr.

41 JOHNSON

Circuit	Judge	Loyd, K. Mark
	Magistrate	Clark, Marla K.
Superior 1	Judge	Barton, Kevin
	Magistrate	Tandy, Richard L.
Superior 2	Judge	Emkes, Cynthia S.
	Magistrate	Tandy, Richard L.
Superior 3	Judge	Shilts, Kim Van Valer
	Magistrate	Tandy, Richard L.
Franklin City	City Judge	Schafstall, Robert D.
Greenwood	City Judge	Gregory, Lewis J.

42 KNOX

Circuit	Judge	Gregg, Sherry B.
Superior 1	Judge	Crowley, Timothy W.
Superior 2	Judge	Osborne, Jim R.
Bicknell City	City Judge	McKinnon, Jon

43 KOSCIUSKO

Circuit	Judge	Reed, Rex L.
Superior 1	Judge	Huffer, Duane G.
Superior 2	Judge	Jarrette, James C.
Superior 3	Judge	Sutton, Joe V.

44 LAGRANGE

Circuit	Judge	VanDerbeck, J. Scott
Superior	Judge	Brown, George E.

45 LAKE

Circuit	Judge	Arrendondo, Lorenzo
	Magistrate	Williamson, Cheryl.
	Magistrate	McDevitt, Richard
	Commissioner	Paras, George
	Referee	Troumouliasis, Michael
Superior Civil 1	Judge	Schneider, Diane Kavadias
	Commissioner	Stepanovich, Donald
Superior Civil 2	Judge	Davis, William E.
	Commissioner	Rivera, Itsia D.
Superior Civil 3	Judge	Tavitas, Elizabeth
	Magistrate	Raduenz, Nanette K.
	Magistrate	Luz Corona, Maria
Superior Civil 4	Judge	Svetanoff, Gerald N.
	Commissioner	Matuga, Joseph
Superior Civil 5	Judge	To Be Announced

Superior Juvenile	Judge	Bonaventura, Mary Beth
	Magistrate	Gillis, Gregory A.
	Magistrate	Miller, Jeffrey
	Magistrate	Commons, Glenn D.
	Magistrate	Peller, Charlotte Ann
Superior County 1	Magistrate	Sedia, John M.
	Referee	Bishko, Kathleen
Superior County 2	Judge	Schiralli, Nicholas J.
	Magistrate	Sommers, Tammy
Superior County 3	Judge	Moss, Sheila M.
	Magistrate	Belzeski, Kathleen M.
Superior County 4	Judge	Cantrell, Julie N.
	Magistrate	Pagano, Michael N.
	Referee	Boling, R. Jeffrey
Superior Civil 6	Judge	Pera, John R.
Superior Civil 7	Judge	Dywan, Jeffery J.
Superior Criminal 1	Judge	Villapando, Jesse M.
	Referee	Likens, Ann P
Superior Criminal 2	Judge	Vasquez, Salvador
	Magistrate	Sullivan, Kathleen Ann
	Magistrate	Bokota, Natalie
Superior Criminal 3	Judge	Murray, Clarence D.
	Magistrate	Bokota, Natalie
Superior Criminal 4	Judge	Boswell, Diane Ross
	Magistrate	Sullivan, Kathleen Ann
Crown Point	Judge	Stefaniak, Thomas P, Jr.
	Magistrate	Bokota, Natalie
E. Chicago	City Judge	Jeffirs, Kent A.
	Referee	Morris, Sonya
Gary	Referee	Zougras, Elizabeth
	City Judge	Monroe, Deidre L.
	Referee	Rivera, Itsia D.
	Referee	Patton, Jesse
	Referee	Lewis, Robert
Hammond	Referee	Lewis-Shannon, Inga
	Referee	Blade-Spotwood, Barbara
Hammond	City Judge	Harkin, Jeffrey A.
Hobart	City Judge	Longer, William J.
Lake Station	City Judge	Kantar, Kristina C.
Whiting City	City Judge	Likens, Ann P
Merrillville	Town Judge	Paras, George
Schererville	Town Judge	Anderson, Kenneth L.
Lowell Town	Town Judge	Vanes, Thomas W.

46 LAPORTE

Circuit	Judge	Alevizos, Thomas
	Magistrate	Ankony, Sally A.
	Magistrate	Pawloski, Thomas G.
	Magistrate	Stallbrink, Richard
	Magistrate	DeWitt, Kimberly

Roster of All Judicial Officers

Superior 1	Judge	Lang, Kathleen
Superior 2	Judge	King, Steven E.
Superior 3	Judge	Baldoni, Paul J.
Superior 4	Judge	Boklund, William J.
	Magistrate	Pawloski, Thomas

47 LAWRENCE

Circuit	Judge	
McIntyre, Richard		
	Referee	McCord, Andrea
Superior 1	Judge	Robbins, Michael A.
Superior 2	Judge	Sleva, William G.

48 MADISON

Circuit	Judge	Spencer, Frederick R.
	Commissioner	Kilmer, Joseph R.
Superior 1	Judge	Carroll, Dennis D.
	Commissioner	Clase, Stephen
Superior 2	Judge	Brinkman, Jack L.
	Commissioner	Alger, David E.
	Commissioner	Clase, Stephen
	Commissioner	Shanks II, John
Superior 3	Judge	Newman, Thomas, Jr.
County 1	Judge	Hopper, David W.
	Commissioner	Clase, Stephen
County 2	Judge	Clem, Thomas L.
	Commissioner	Clase, Stephen
Alexandria City	City Judge	King, James L.
Anderson City	City Judge	Phillippe, Donald R.
Elwood City	City Judge	Noone, Kyle F.
Edgewood	Town Judge	Norrick, Scott
Pendletown	Town Judge	Gasparovic, George M.

49 MARION

Circuit	Judge	Sosin, Theodore M.
	Commissioner	Bloch, Andrew
	Commissioner	Huppert, Lynda
	Commissioner	Gilroy, Richard D.
	Commissioner	Gooden, Alicia A.
	Commissioner	Palgutta, Paul
	Commissioner	Lynch, Sheryl
Superior Civil 1	Judge	Bradford, Cale J.
	Magistrate	Caudill, Burnett
	Commissioner	Kroh, Stanley
	Commissioner	Boyce, John
	Commissioner	Flowers, Shatrese
	Commissioner	Kramer, Melissa
Superior Civil 2	Judge	Johnson, Kenneth
	Magistrate	Caudill, Burnett
	Commissioner	Terzo, Carol
	Commissioner	Oldham, Mary Ann

Superior Civil 3	Judge	McCarty, Patrick
	Magistrate	Caudill, Burnett
	Commissioner	Terzo, Carol
Superior Civil 4	Judge	Ayers, Cynthia J.
	Magistrate	Caudill, Burnett
	Magistrate	Gaither, Geoffrey
	Commissioner	Boone, Cheryl
	Commissioner	Terzo, Carol
	Commissioner	Rosenfeld, Martha
	Commissioner	Shook, Debra
Superior Civil 5	Judge	Miller, Gary L.
	Magistrate	Dill, Caryl
	Commissioner	Ransberger, Vickie
	Commissioner	Terzo, Carol
Superior Civil 6	Judge	Carroll, Thomas J.
	Magistrate	Caudill, Burnett
	Commissioner	Haile, Christopher
	Commissioner	Terzo, Carol
Superior Civil 7	Judge	Zore, Gerald S.
	Magistrate	Dill, Caryl
	Commissioner	Ryan, Peggy
	Commissioner	Flanelly, Anne
Superior Probate	Judge	Deiter, Charles J.
	Commissioner	Bradley, Larry
	Commissioner	Batties, Mark
	Commissioner	Turner, John Richard
Superior Juvenile	Judge	Moore, Marilyn
	Magistrate	Jansen, Beth
	Magistrate	Stowers, Scott
	Magistrate	Chavers, Gary
	Commissioner	Bradley, Larry
	Commissioner	Gregory, Danielle
Superior Civil 10	Judge	Dreyer, David J.
	Commissioner	Terzo, Carol
	Commissioner	Welch, Heather
Superior Civil 11	Judge	Hanley, John F.
	Magistrate	Dill, Caryl
	Commissioner	Terzo, Carol
	Commissioner	Haile, Christopher
Superior Civil 12	Judge	Moberly, Robyn
	Magistrate	Dill, Caryl
	Commissioner	Mattingly, Kimberly
Superior Civil 13	Judge	Reid, S.K.
	Magistrate	Dill, Caryl
	Commissioner	Terzo, Carol
	Commissioner	Mattingly, Kimberly
Superior Criminal 1	Judge	Walton-Pratt, Tanya
	Magistrate	Rosenburg, Louis
	Commissioner	Alt, John
	Commissioner	Foulks, Curtis

Roster of All Judicial Officers

	Commissioner	Rothenburg, Marc		Commissioner	Alt, John
	Commissioner	Welch, Heather		Commissioner	Foulks, Curtis
Superior Criminal 2	Judge	Altice, Robert R., Jr.		Commissioner	Rothenburg, Marc
	Magistrate	Rosenburg, Louis	Superior Criminal 13	Commissioner	Jane Conley
	Commissioner	Alt, John		Commissioner	Alt, John
	Commissioner	Foulks, Curtis		Commissioner	Foulks, Curtis
	Commissioner	Rothenburg, Marc		Commissioner	Rothenburg, Marc
Superior Criminal 3	Judge	Carlisle, Shelia A.	Superior Criminal 14	Judge	Shaheed, David A.
	Magistrate	Rosenburg, Louis		Commissioner	Alt, John
	Commissioner	Alt, John		Commissioner	Foulks, Curtis
	Commissioner	Foulks, Curtis		Commissioner	Rothenburg, Marc
	Commissioner	Rothenburg, Marc		Commissioner	DeVries, Scott
Superior Criminal 4	Judge	Gifford, Patricia J.		Commissioner	Murphy, H. Patrick
	Magistrate	Rosenburg, Louis	Superior Criminal 15	Judge	Borges, Lisa
	Commissioner	Alt, John		Commissioner	Alt, John
	Commissioner	Foulks, Curtis		Commissioner	Foulks, Curtis
	Commissioner	Rothenburg, Marc		Commissioner	Rothenburg, Marc
	Commissioner	Boone, Cheryl	Superior Criminal 16	Judge	Rogers, Clark H.
Superior Criminal 5	Judge	Hawkins, Grant W.		Commissioner	Alt, John
	Magistrate	Rosenburg, Louis		Commissioner	Foulks, Curtis
	Commissioner	Alt, John		Commissioner	Rothenburg, Marc
	Commissioner	Foulks, Curtis		Commissioner	Gaughan, Danielle
	Commissioner	Rothenburg, Marc	Superior Criminal 17	Judge	Salinas, Jose
	Commissioner	Broyles, Nancy		Commissioner	Alt, John
Superior Criminal 6	Judge	Stoner, Mark		Commissioner	Foulks, Curtis
	Magistrate	Rosenburg, Louis		Commissioner	Rothenburg, Marc
	Commissioner	Alt, John		Commissioner	Gaughan, Danielle
	Commissioner	Foulks, Curtis	Superior Criminal 18	Judge	Hill, Reuben B.
	Commissioner	Rothenburg, Marc		Commissioner	Alt, John
	Commissioner	Marchal, Jeffrey		Commissioner	Foulks, Curtis
Superior Criminal 7	Judge	Nelson, William J.		Commissioner	Rothenburg, Marc
	Commissioner	Alt, John	Superior Criminal 19	Judge	Pierson-Treacy, Rebekah
	Commissioner	Foulks, Curtis		Commissioner	Alt, John
	Commissioner	Rothenburg, Marc		Commissioner	Foulks, Curtis
	Commissioner	Nunez-Cruz, Israel		Commissioner	Rothenburg, Marc
Superior Criminal 8	Judge	Collins, Barbara A.		Commissioner	Nunez-Cruz, Israel
	Commissioner	Alt, John	Superior Criminal 20	Judge	Young, William E.
	Commissioner	Foulks, Curtis		Magistrate	Jensen, Mick
	Commissioner	Rothenburg, Marc		Magistrate	Rosenburg, Louis
	Commissioner	Nunez-Cruz, Israel		Commissioner	Alt, John
Superior Criminal 9	Judge	Welch, Heather		Commissioner	Foulks, Curtis
	Commissioner	Alt, John		Commissioner	Rothenburg, Marc
	Commissioner	Foulks, Curtis		Commissioner	Murphy, H. Patrick
	Commissioner	Rothenburg, Marc	Superior Criminal 21	Judge	Christ-Garcia, Annie
Superior Criminal 10	Judge	Brown, Linda E.		Magistrate	Dill, Caryl
	Commissioner	Alt, John		Commissioner	Alt, John
	Commissioner	Foulks, Curtis		Commissioner	Foulks, Curtis
	Commissioner	Rothenburg, Marc		Commissioner	Rothenburg, Marc
	Commissioner	Nunez-Cruz, Israel	Superior Criminal 22	Judge	Orbison, Carol*
Superior Environ 12	Judge	Keele, Michael D.	Superior Criminal 23	Judge	Eichholtz, Steven*

Roster of All Judicial Officers

Superior Criminal 24	Judge	Hammel, John*
Center Small Claims	Judge	Scott-Smith, Michelle
Decatur Small Claims	Judge	Fisher, William
Franklin Small Claims	Judge	Kitley, John M.
Lawrence		
Small Claims	Judge	Joven, James
Perry Small Claims	Judge	Spear, Robert
Pike Small Claims	Judge	Stephens, A. Douglas
Warren Small Claims	Judge	Rivera, Ricardo
Washington		
Small Claims	Judge	Brown, Kimberly
Wayne Small Claims	Judge	King, Maxine
50 MARSHALL		
Circuit	Judge	Cook Michael D.
Superior 1	Judge	Bowen, Robert O.
Superior 2	Judge	Colvin, Dean A.
51 MARTIN		
Circuit	Judge	Howell, R. Joseph
52 MIAMI		
Circuit	Judge	Burke, Rosemary Higgins
Superior	Judge	Banina, Daniel C.
Peru City	City Judge	Price, Jeffry
Bunker Hill Town	Town Judge	Smith, Melvin D.
53 MONROE		
Circuit 1	Judge	Hoff, E. Michael
	Commissioner	Raper, Bret
Circuit 2	Judge	Kellams, Marc R.
	Commissioner	Raper, Bret
Circuit 3	Judge	Todd, Kenneth G.
	Commissioner	Raper, Bret
Circuit 4	Judge	Hill, Francis
	Commissioner	Raper, Bret
Circuit 5	Judge	Diekhoff, Mary-Ellen
	Commissioner	Raper, Bret
Circuit 6	Judge	Galvin, Stephen
	Commissioner	Raper, Bret
Circuit 7	Judge	Welch, David
	Commissioner	Raper, Bret
Circuit 8	Judge	Harper, Teresa
	Commissioner	Raper, Bret
54 MONTGOMERY		
Circuit	Judge	Milligan, Thomas K.
Superior	Judge	Ault, David A.
County	Judge	Lohorn, Peggy L. Quint
55 MORGAN		
Circuit	Judge	Williams, Brian

	Magistrate	Lybrook, Robert E.
Superior 1	Judge	Gray, G. Thomas
	Magistrate	Lybrook, Robert E.
Superior 2	Judge	Burnham, Christopher L.
Superior 3	Judge	Craney, Jane Spencer
Martinsville Town	Town Judge	Peden, Mark
Mooresville Town	Town Judge	Lieb, Susan J.
56 NEWTON		
Circuit	Judge	Leach, Jeryl F.
Superior	Judge	Molter, Daniel J.
57 NOBLE		
Circuit	Judge	Laur, G. David
Superior 1	Judge	Kirsch, Robert
Superior 2	Judge	Kramer, Michael J.
58 OHIO		
Circuit	Judge	Humphrey, James D.
	Referee	Gay, Mary Ann
Superior	Judge	Mitchell, John D.
59 ORANGE		
Circuit	Judge	Blanton, Larry R.
Superior	Judge	Cloud, Michael R.
60 OWEN		
Circuit	Judge	Nardi, Frank M.
	Referee	Quillen, Lori
61 PARKE		
Circuit	Judge	Swaim, Sam M.
62 PERRY		
Circuit	Judge	Goffinet, Lucy
	Magistrate	Parkhurst, Jonathon
63 PIKE		
Circuit	Judge	Biesterveld, Jeffrey L.
	Referee	Chestnut, Michael D.
64 PORTER		
Circuit	Judge	Harper, Mary R.
	Magistrate	Nemeth, Edward J.
Superior 1	Judge	Bradford, Roger V.
	Commissioner	Johnson, James A.
Superior 2	Judge	Alexa, William E.
	Commissioner	Forbes, Katherine Ratliff
Superior 3	Judge	Jent, Julia M.
Superior 4	Judge	Chidester, David L.
Superior 6	Judge	Thode, Jeffrey L.
65 POSEY		
Circuit	Judge	Redwine, James M.

Roster of All Judicial Officers

Superior	Judge	Almon, Brent S.
66 PULASKI		
Circuit	Judge	Shurn, Michael A.
Superior	Judge	Blankenship, Patrick B.
67 PUTNAM		
Circuit	Judge	Headley, Matthew L.
	Commissioner	LaViolette, Diana
Superior	Judge	Lowe, Robert J.
68 RANDOLPH		
Circuit	Judge	Toney, Jay L.
Superior	Judge	Haviza, Peter D.
Union City	City Judge	Fields, William D.
Winchester City	City Judge	Thompson, Evard
69 RIPLEY		
Circuit	Judge	Taul, Carl H.
Superior	Judge	Morris, James B.
Batesville City	City Judge	Radvansky, Joseph P.
Versailles Town	Town Judge	Richmond, Cheryl A.
70 RUSH		
Circuit	Judge	Northam, David
Superior	Judge	Hill, Brian
71 ST. JOSEPH		
Circuit	Judge	Gotsch, Michael G.
	Magistrate	Ambler, Larry L.
	Magistrate	Ready, David T.
Superior 1	Judge	Woodward-Miller, Jane
	Magistrate	McCormick, Richard L.
	Magistrate	Steinke, Brian W.
Superior 2	Judge	Marnocha, John M.
	Magistrate	McCormick, Richard L.
	Magistrate	Steinke, Brian W.
Superior 3	Judge	Frese, John J.
	Magistrate	McCormick, Richard L.
	Magistrate	Steinke, Brian W.
Superior 4	Judge	Means, William T.
	Magistrate	McCormick, Richard L.
	Magistrate	Steinke, Brian W.
Superior 5	Judge	Pitts-Manier, Jenny
	Magistrate	McCormick, Richard L.
	Magistrate	Steinke, Brian W.
Superior 6	Judge	Chapleau, David C.
	Magistrate	McCormick, Richard L.
	Magistrate	Steinke, Brian W.
Superior 7	Judge	Scopelitis, Michael P.
	Magistrate	McCormick, Richard L.
	Magistrate	Steinke, Brian W.

Superior 8	Judge	Chamblee, Roland W.
	Magistrate	McCormick, Richard L.
Probate	Judge	Nemeth, Peter J.
	Magistrate	Brueseke, Harold E.
	Magistrate	Johnston, Barbara J.
	Magistrate	Cotter, Rochelle
Walkerton Town	Town Judge	Huizenga, Roger L.
72 SCOTT		
Circuit	Judge	Duvall, Roger L.
	Referee	Granger, Maria
Superior	Judge	South, Nicholas L.
	Referee	Granger, Maria
73 SHELBY		
Circuit	Judge	O'Connor, Charles D., Jr.
Superior 1	Judge	Tandy, Jack A.
Superior 2	Judge	Sanders, Russell J.
74 SPENCER		
Circuit	Judge	Roell, Wayne A.
75 STARKE		
Circuit	Judge	Hall, Kim
	Magistrate	DeBoer, Mary Ann
	Magistrate	Calabrese, Jeanene
Knox City	City Judge	Hasnerl, Charles F.
76 STEUBEN		
Circuit	Judge	Wheat, Allen N.
	Magistrate	Coffey, Randy
Superior	Judge	Fee, William C.
	Magistrate	Coffey, Randy
Freemont Town	Town Judge	Hagerty, Martha C.
77 SULLIVAN		
Circuit	Judge	Pierson, P.J.
	Magistrate	Mischler, Ann Smith
Superior	Judge	Johnson, Thomas E.
	Magistrate	Mischler, Ann Smith
78 SWITZERLAND		
Circuit	Judge	Todd, Ted R.
Superior	Judge	Mitchell, John D.
79 TIPPECANOE		
Circuit	Judge	Daniel, Donald L.
Superior 1	Judge	Johnson, Donald C.
Superior 2	Judge	Busch, Thomas H.
	Magistrate	Graham, Faith
	Magistrate	Wang, Norris K.
Superior 3	Judge	Rush, Loretta H.
Superior 4	Judge	Donat, Gregory J.
	Magistrate	Wang, Norris K.

Roster of All Judicial Officers

Superior 5	Judge	Meade, Les A.
Superior 6	Judge	Morrissey, Michael A.
	Magistrate	Wang, Norris K.
W. Lafayette City	City Judge	Sobal, Lori Stein

80 TIPTON

Circuit	Judge	Lett, Thomas R.
	Referee	Pottener, Julie
	Referee	Russell, Richard
Tipton City	City Judge	Harper, Lewis D.
Sharpsville Town	Town Judge	Holman, Evelyn R.

81 UNION

Circuit	Judge	Cox, Matthew R.
----------------	-------	-----------------

82 VANDERBURGH

Circuit	Judge	Heldt, Carl A.
	Magistrate	Kiely, David D.
Superior 1	Judge	Bowers, Scott R.
	Magistrate	Hamilton, Allen R.
	Magistrate	Maurer, Terrell R.
	Magistrate	Marcrum, Jill
	Magistrate	D'Amour, Richard G.
Superior 2	Judge	Trockman, Wayne S.
	Magistrate	Hamilton, Allen R.
	Magistrate	Maurer, Terrell R.
	Magistrate	Marcrum, Jill
	Magistrate	D'Amour, Richard G.
Superior 3	Judge	Pigman, Robert J.
	Magistrate	Hamilton, Allen R.
	Magistrate	Maurer, Terrell R.
	Magistrate	Marcrum, Jill
	Magistrate	D'Amour, Richard G.
Superior 4	Judge	Niemeier, Brett J.
	Commissioner	Cain, Renee Allen
Superior 5	Judge	Lloyd, Mary Margaret
	Magistrate	Hamilton, Allen R.
	Magistrate	Maurer, Terrell R.
	Magistrate	Marcrum, Jill
	Magistrate	D'Amour, Richard G.
Superior 6	Judge	Tornatta, Robert J.
	Magistrate	Hamilton, Allen R.
	Magistrate	Maurer, Terrell R.
	Magistrate	Marcrum, Jill
	Magistrate	D'Amour, Richard G.
Superior 7	Judge	Knight, J. Douglas
	Magistrate	Hamilton, Allen R.
	Magistrate	Maurer, Terrell R.
	Magistrate	Marcrum, Jill
	Magistrate	D'Amour, Richard G.

83 VERMILLION

Circuit	Judge	Stengel, Bruce V.
Clinton City	City Judge	Antonini, Henry L.

84 VIGO

Circuit / Superior 3	Judge	Bolk, David R.
	Magistrate	Stagg, R. Paulette
	Magistrate	Mullican, Sarah
Superior 1	Judge	Eldred, Michael H.
	Magistrate	Mullican, Sarah
Superior 2	Judge	Adler, Phillip I.
	Magistrate	Mullican, Sarah
Superior 4	Judge	Newton, Christopher
Superior 5	Judge	Brugnaux, Barbara
Superior 6	Judge	Lewis, Michael
Terre Haute City	City Judge	Dailey, Christopher

85 WABASH

Circuit	Judge	Goff, Christopher
Superior	Judge	Sposeep, Michael L.
Wabash City	City Judge	Roberts, Timothy A.
N. Manchester	Town Judge	Gohman, Cheryl A.

86 WARREN

Circuit	Judge	Rader, John A.
----------------	-------	----------------

87 WARRICK

Circuit	Judge	Kelley, David O.
Superior 1	Judge	Meier, Keith
Superior 2	Judge	Asylworth, Robert R.

88 WASHINGTON

Circuit	Judge	Bennett, Robert L.
Superior	Judge	Newkirk, Frank E., Jr.

89 WAYNE

Circuit	Judge	Kolger, David A.
Superior 1	Judge	
Snow, P. Thomas		
Superior 2	Judge	Horn, Gregory A.
Superior 3	Judge	Dolehanty, Darrin M.
	Commissioner	Stewart, David C.
	Commissioner	Williams, Charles
Hagerstown Town	Town Judge	Bell, Susan

90 WELLS

Circuit	Judge	Hanselman, David L., Sr.
Superior	Judge	Goshorn, Everett E.
Bluffton City	City Judge	Cotton, Lyle J.

91 WHITE

Circuit	Judge	Thacker, Robert W.
Superior	Judge	Mrzlack, Robert B.
Monon Town	Town Judge	Crecelius, Susan

92 WHITLEY

Circuit	Judge	Heuer, James R.
Superior	Judge	Rush, Michael D.

**New court starting January 1, 2007*

Rosters

Division of State Court Administration Staff

Lilia G. Judson, Esq., Executive Director
David J. Remondini, Esq., Chief Deputy Executive Director

Meg Babcock, Counsel, Commission on Judicial Qualifications
Valerie Brooks, Benefits Manager
Dawn Brown, Administrative Assistant
Mary Carey, Administrative Assistant
Tom Carusillo, Director, Trial Court Services
Tim Chiplis, Staff Member, Appellate Court Technology
Teresa Christopher, Program Coordinator, GAL/CASA Program
Jim Diller, Court Analyst
Kristin Donnelly-Miller, Staff Attorney, Trial Court Management
John Fortwengler, Staff Member, Appellate Court Technology
Kevin Foster, Staff Member, Appellate Court Technology
Krystal Grimes, Administrative Assistant
Deborah Guthrie-Jones, Administrative Assistant
Amber Holland, Administrative Assistant
Linda Hunter, Administrative Assistant
Angela James, Court Analyst
Thomas Jones, Records Manager, Information Management Section
Hon. John Kellam, Senior Judge
Rusty Lowe, Director, Appellate Court Technology
James Maguire, Staff Attorney, Trial Court Services
Rebecca Malott, Administrative Assistant
Adrienne Meiring, Staff Attorney, Trial Court Services
Mike Murphy, Staff Attorney, CIP Statistical Analyst
Deborah Neal, Staff Attorney, Public Defender Commission
John Newman, Director, Information Management Section
Loretta Oleksy, Staff Attorney, Family Court Project Manager
Hon. Richard Payne, Senior Judge

Brenda Rodeheffer, Staff Attorney, Employment Law
Leslie Rogers-Dunn, Director, GAL/CASA Program
Mark Roth, Deputy Director, Appellate Court Technology
Robyn Rucker, Staff Attorney, CLEO Coordinator
Janice Smith, Accounts/Payroll Manager
James R. Walker, Director, Trial Court Management
Sandra Montgomery-Wenz, Staff Member, Appellate Court Technology
Jeff Wiese, Staff Attorney
Camille Wiggins, Staff Attorney, Race & Gender Fairness, Pro Se

Judicial Trial Court Technology (JTAC) Staff

Lilia G. Judson, Esq., Executive Director

Mary L. DePrez, Esq., Director and Counsel for Trial Court Technology
Dace Abeltins, Receptionist
Lindsey Borschel, Web Coordinator/Documentation Specialist
Andy Cain, JTAC MIS Director/CMS Project Manager
Aaron Diefenderfer, Configuration/Modification Analyst
Donna Edgar, Project Manager
LaJuan Epperson, Interim Associate Project Manager
Hon. Barbara Harcourt, Senior Judge
Justin Harter, Web Developer
Heather Jonas, Associate Project Manager
Laura Kincaid, Field Support Specialist
Mary Kronoshek, Administrative Assistant
Rob Moore, JTAC MIS Deputy Director
Gregory Nahmens, End User Trainer & Training Documents
Jill Russell, Training & Help Desk
Marci Scott, Court Reporter SME
Gaye Lynn Strickland, Business Analyst
Anthony Warfield, Office & Fiscal Manager
George Wen, Software Development/Documentation
Mary Wilson, Software QA Lead Analyst
Dale Zerber, JTAC MIS Deputy Director

INDIANA SUPREME COURT

DIVISION OF STATE COURT ADMINISTRATION

115 W. Washington Street, Suite 1080

Indianapolis, IN 46204

317/232.2542

www.IN.gov/judiciary

