

Indiana Judicial Service Report

HONORED TO SERVE

2022

Judicial Year in Review



2022

INDIANA JUDICIAL SERVICE REPORT YEAR IN REVIEW



THE SUPREME COURT OF INDIANA

The Honorable Loretta H. Rush, Chief Justice
The Honorable Mark S. Massa
The Honorable Geoffrey G. Slaughter
The Honorable Christopher M. Goff
The Honorable Derek R. Molter

Justin P. Forkner, Chief Administrative Officer
Office of Judicial Administration
251 North Illinois St., Suite 1600
Indianapolis, IN 46204
317-232-2542

[COURTS.IN.GOV](https://www.courts.in.gov)

TABLE OF CONTENTS

INTRODUCTION	1
TRENDS AND HIGHLIGHTS	2
NEW FILINGS.....	2
COURTS OF RECORD	2
CITY AND TOWN COURTS.....	2
DISPOSITIONS	3
COURTS OF RECORD	3
FISCAL HIGHLIGHTS	4
FINANCIAL COMPARISON OF INDIANA’S JUDICIAL SYSTEM	5
INDIANA JUDICIAL SYSTEM STATE FUNDED EXPENDITURES (FY 2022).....	6
SUMMARY OF 2022 EXPENDITURES	8
EXPENDITURES FOR COURTS OF RECORD, CITY/TOWN COURTS, AND MARION COUNTY SMALL CLAIMS COURTS IN CY 2022	9
SUMMARY OF REVENUES 2022	10
COURT GENERATED REVENUE FOR CY 2022	11
GRANT DISBURSEMENTS.....	12
APPOINTED JUDICIAL OFFICERS.....	13
JUDICIAL SALARIES 2013-2022	14
JUDICIAL OFFICER POSITIONS AND COUNTY POPULATION*	15
SENIOR JUDGE PROGRAM.....	19
HISTORICAL INFORMATION REGARDING SENIOR JUDGE SERVICE	20
SPECIAL JUDGES.....	20
APPOINTMENT IN CIVIL CASES	20
APPOINTMENT IN CRIMINAL CASES.....	20
APPOINTMENT BY THE INDIANA SUPREME COURT	21
INDIANA TRIAL RULES 53.1, 53.2, AND INDIANA CRIMINAL RULE 15.....	21
COURT REPORTER SERVICES	21
2022 COURT REPORTER INCOME BY COUNTY	22
TOTAL INCOME FOR TRANSCRIPTION SERVICE.....	25
FISCAL REPORT OF INDIANA TRIAL COURTS.....	26
EXPENDITURES	26
EXPENDITURES BY ALL COURTS	28
SPECIAL NOTES ON EXPENDITURES FOR PROBATION SERVICES & JUVENILE DETENTION CENTERS..	31
PROBATION SERVICES	31
JUVENILE DETENTION CENTERS.....	31

INDIANA JUVENILE DETENTION CENTERS	32
SPECIAL NOTE ON EXPENDITURES FOR CRIMINAL INDIGENT EXPENSES.....	32
REVENUE	35
2022 REVENUES GENERATED BY CIRCUIT, SUPERIOR AND PROBATE COURTS	36
2022 REVENUES GENERATED BY CITY AND TOWN COURTS	38
2022 REVENUES GENERATED BY MARION COUNTY SMALL CLAIMS COURTS.....	40
DISTRIBUTION OF REVENUE	41
GENERAL REVENUE FUND.....	41
STATE USER FEE FUND.....	41
REVENUE UNIQUE TO MARION COUNTY SMALL CLAIMS COURTS	43
CASELOAD STATISTICS OF INDIANA TRIAL COURTS.....	44
CRIMINAL CASE TYPES	44
FELONIES COMMITTED BETWEEN JANUARY 1, 2002, AND JUNE 30, 2014.....	45
FELONIES COMMITTED ON OR AFTER JULY 1, 2014	45
MISDEMEANORS AND OTHER CRIMINAL CASE TYPES	45
CIVIL VIOLATIONS.....	46
JUVENILE CASE TYPES.....	46
CIVIL CASE TYPES	47
COURT BUSINESS RECORD	50
METHODS OF DISPOSITION	50
MOVEMENT OF CASES	51
CASE TYPES AND ABBREVIATIONS.....	53
COURT SERVICES INFORMATION	54
CASE FILINGS	56
CASES FILED – ALL COURTS	56
CASES FILED – COURTS OF RECORD	58
CASES FILED – CITY AND TOWN COURTS	60
SUMMARY OF NEW FILINGS BY GENERAL CASE TYPE	61
CASE DISPOSITIONS	62
CASES DISPOSED – ALL COURTS.....	62
CASES DISPOSED – COURTS OF RECORD	64
CASES DISPOSED – CITY AND TOWN COURTS.....	66
SUMMARY OF ALL DISPOSITION TYPES	67
CASE INFORMATION.....	68
STATEWIDE CASE TOTALS - ALL COURTS	68
STATEWIDE CASE TOTALS – COURTS OF RECORD	70
STATEWIDE CASE TOTALS – CITY AND TOWN COURTS.....	72
CASES IN WHICH PAUPER COUNSEL WAS APPOINTED	73
SELF-REPRESENTED LITIGANTS.....	74

STATEWIDE DISPOSITION TOTALS – ALL COURTS.....	76
STATEWIDE DISPOSITION TOTALS – COURTS OF RECORD	78
STATEWIDE DISPOSITION TOTALS – CITY AND TOWN COURTS.....	80
EVICTON SEALING.....	81
STATISTICAL TRENDS.....	82
ADDITIONAL JUDICIAL BRANCH REPORTS	97

ON THE COVER

HISTORY OF NEWTON COUNTY COURTHOUSE

The Newton County Courthouse is in Kentland, Indiana. Kentland, previously known as Kent, became the county seat of Newton County in April of 1860 and is named in honor of its founder and early developer Alexander J. Kent. Kentland is not centrally located in the county, and there were numerous attempts to relocate the county seat to other communities in the county. All of these attempts failed. Newton County constructed its first courthouse in 1861 at the site of the current courthouse. In 1905, the county commissioners decided to build a larger courthouse. The courthouse was designed by Joseph T. Hutton of Hammond, Indiana and was completed in 1906 and remains in use today.

The current courthouse is a three-story building with a stone foundation, brick walls, terracotta roof, and limestone trim. Its architectural design is Renaissance Revival or also referred to as "Neo-Renaissance." The front façade of the building is distinguished with arched windows on the third floor, a projecting entrance pavilion, and a parapet. This style of architecture was the prevalent style of architecture in the late 19th and early 20th centuries for both public and private buildings in the United States. An example of this style of architecture is the Texas State Capitol in Austin, Texas. The Renaissance Revival style of architecture is inspired by a range of classical Italian style buildings.

Because of the success of the courthouse in Kentland, Hutton was selected as the architect to design the Boone County Courthouse, in Lebanon, Indiana, and two Lake County courthouses. Eric Lund was the contractor for the courthouse, and its original cost was \$30,525. The courthouse was remodeled in 1989 and placed on the National Register of Historic Places in 2008.

Front Cover: Exterior Photo of Newton County Courthouse

Back Cover: Internal Photo of Newton County Courthouse

Photo Credit: Supreme Court Office of Communication, Education and Outreach


INTRODUCTION

The Indiana Judicial Service Report is an annual publication that compiles statistical data on the workload and finances of the Indiana judicial system. This report covers the calendar year 2022 (CY 2022), except for Indiana Supreme Court data and certain state fiscal information, which are reported on a state fiscal year from July 1, 2021, through June 30, 2022 (SFY 2022). The Indiana Supreme Court's Indiana Office of Court Services (IOCS) publishes this report. The Indiana Judicial Service Report has been published every year since 1976.


Statistical caseload data published in this report was compiled from Quarterly Case Status Reports (QCSR) filed with IOCS by each trial court, city and town court, and small claims court. Indiana courts also file a summary report annually on court revenue and budget and expenditures. Excerpted statistical information and earlier financial and statistical data reports are found on the Indiana Judicial Administration website at courts.in.gov.

This report is not an exact accounting of funds or of every judicial decision. It is based on aggregate summary data and presents an overview of the workload and functioning of the Indiana judiciary. It is intended to be used by trial judges to monitor caseloads in their respective courts; by trial judges and county councils in the budgeting process; by the General Assembly and its committees in legislative deliberations; by IOCS in its support of judicial administrative activities; and by the Indiana Supreme Court in meeting its responsibility to foster the administration of justice. The information detailed in this report provides a basis for long-term judicial planning in Indiana.

This report would not be possible without the diligent work of hundreds of Indiana judges, court employees, and clerks who ensure access to justice and serve the citizens of Indiana. IOCS is grateful for all their assistance in publishing the Indiana Judicial Service Report each year.



Loretta H. Rush
Chief Justice of Indiana



Justin P. Forkner
Chief Administrative Officer



Mary Kay Hudson
IOCS Executive Director

TRENDS AND HIGHLIGHTS

NEW FILINGS

The following information highlights new case filing statistics for Courts of Record and City and Town Courts in CY 2022.

COURTS OF RECORD

In CY 2022, 897,947 new cases were filed, representing a decrease of 1.2% from the previous year. The number of new cases filed in CY 2022 is 22.1% less than the number of cases filed in 2013. Of the total number of new cases filed, 88.2% were filed in Courts of Record ¹. Criminal cases represent 25.6% of the total cases filed in CY 2022. Infractions and Ordinance Violations constitute 26.2% of the total cases filed in Courts of Record.

Between CY 2021 and CY 2022 of the cases filed in Courts of Record:

- Mortgage Foreclosure case filings increased 232.3%
- Ordinance Violations case filings increased 22.9%
- Termination of Parental Rights case filings decreased 15.9%
- Civil Plenary case filings decreased 19.7%

CITY AND TOWN COURTS

The 119,846 new cases filed in City and Town Courts represent an increase of 1.1% over the previous year. The number of new cases filed in City and Town Courts in 2022 is 67.1% less than the number filed in 2013.

Three case types represent the largest numbers of case filings in all courts:

Case Type	Filings
Infractions	295,628
Criminal Misdemeanors	110,571
Small Claims	71,177

¹ A Court of Record is a trial or appellate court in which a record of the proceedings is captured and preserved for the possibility of an appeal. Circuit, Superior, and Probate Courts are considered Courts of Record in Indiana, and as of July 1, 2018, Marion County Small Claims courts became Courts of Record.

DISPOSITIONS

Indiana courts disposed of 1,051,700 cases in 2022, which represents a 2.4% increase from the previous year. The number of cases disposed in all Indiana courts in 2022 is 20.7% less than the number disposed in 2013. Criminal cases represent 25.8% of the total cases disposed in 2022.

COURTS OF RECORD

Between CY 2021 and CY 2022 of the cases disposed in Courts of Record:

- Criminal case dispositions increased 3.6%
- Infraction and Ordinance Violations case dispositions increased 1.3%
- Juvenile case dispositions decreased 2.1%
- Mortgage Foreclosure case dispositions decreased 85%

Three case types represent the largest number of dispositions statewide:

Case Type	Dispositions
Infractions	295,576
Misdemeanors	116,511
Small Claims	89,883

Caseload statistical trends can be found in the Caseload Statistics section of this report.

FISCAL HIGHLIGHTS

Indiana's trial courts are funded primarily through county general revenue, with a substantial portion coming from local property taxes. State general fund revenues finance full-time judge and magistrate salaries in the circuit, superior, and probate courts, appellate level courts, and help defray some of the expenses associated with indigent criminal defense, Guardian *ad Litem* services for abused and neglected children, court interpreter services, unrepresented litigant support, civil legal aid, family courts, pretrial services, and problem-solving courts. City and town municipal funds pay for their respective city and town courts, while the townships in Marion County (the most populous Indiana county) fund the nine Marion County Small Claims Courts.

The state spent \$165,480,271 during FY 2022 on the operation of the judicial system. In CY 2022, counties spent \$360,457,865; cities, towns, and townships spent \$19,015,372 on their respective courts, for a total annual expenditure of \$544,953,508.

All state courts, including city and town courts, and Marion County Small Claims courts, generated \$136,992,592 in revenue, from fines, costs, and fees during CY 2022. Of that amount, \$72,294,637 (53%) went to state-level funds and \$55,702,557 (41%) went to a variety of county-level funds. The remaining \$8,995,399 (6%) went to various local funds. An additional \$890,418 was generated by Marion County Small Claims Courts and paid to constables for service of process in CY 2022.

An extensive overview of expenditures and revenue, including fines, costs, fees, and the distribution of revenue generated can be found in the [Financial Report of Trial Courts](#) section of this volume.

FINANCIAL COMPARISON OF INDIANA'S JUDICIAL SYSTEM

Years	Expenditures				Revenues			
	State	County	City, Town, & Township	Total	For State Funds	For County Funds	For Local Funds	Total
FY '13 -'14	\$141,485,332							
CY' 2014		\$298,904,950	\$19,194,894	\$459,585,176	\$86,164,355	\$73,913,837	\$13,523,648	\$173,601,840
FY '14 -'15	\$149,968,739							
CY' 2015		\$304,283,329	\$19,283,819	\$473,535,887	\$88,680,759	\$70,625,340	\$15,712,921	\$175,019,020
FY '15 -'16	\$143,984,488							
CY' 2016		\$276,325,929	\$19,636,226	\$439,946,643	\$90,040,604	\$69,201,839	\$14,327,986	\$173,570,429
FY '16 -'17	\$160,549,502							
CY' 2017		\$290,565,879	\$19,791,171	\$470,906,552	\$90,258,721	\$65,951,685	\$14,084,077	\$170,294,483
FY '17 -'18	\$154,944,714							
CY' 2018		\$294,454,581	\$19,546,792	\$468,946,087	\$90,911,976	\$66,334,189	\$13,196,779	\$170,442,944
FY '18 -'19	\$157,997,034							
CY' 2019		\$336,064,252	\$18,642,897	\$512,704,183	\$89,037,810	\$66,965,676	\$11,324,107	\$167,327,593
FY '19 -'20	\$173,515,263							
CY' 2020		\$319,543,829	\$18,695,310	\$511,754,402	\$66,874,099	\$51,474,193	\$8,154,905	\$126,503,197
FY '20 - '21	\$170,326,392							
CY' 2021		\$338,766,064	\$19,735,488	\$528,827,944	\$74,404,963	\$57,441,027	\$9,257,561	\$141,103,551
FY' 21 - 22	\$165,480,271							
CY' 2022		\$360,457,865	\$19,015,372	\$544,953,508	\$72,294,637	\$55,702,557	\$8,995,399	\$136,992,592

State expenditure information provided by Annual Report of State Auditor. County expenditures in this chart refer to Circuit, Superior, and Probate Courts.

FY - Refers to Fiscal Year

CY - Refers to Calendar Year

INDIANA JUDICIAL SYSTEM STATE FUNDED EXPENDITURES (FY 2022)

	Personnel Services And Fringe Benefits	Utilities	Contractual Services	Materials, Parts & Supplies	Grants	Capital Cost	Administrative & Operating Expenses	Total Disbursements
Supreme Court	\$13,498,844	\$2,286	\$3,530,904	\$550,351	\$98,624	\$112,880	\$1,867,691	\$19,661,580
Judges County Courts	\$82,707,764	\$0	\$84,067	\$0	\$0	\$0	\$0	\$82,791,831
County Prosecutor's Salaries	\$26,302,461	\$0	\$0	\$0	\$0	\$0	\$0	\$26,302,461
Special Judges-County Courts	\$0	\$0	\$25	\$0	\$0	\$0	\$88,391	\$88,416
Trial Court Operations	\$0	\$0	\$324,044	\$0	\$533,589	\$0	\$339,088	\$1,196,721
Comm On Race & Gender Fairness	\$5,237	\$0	\$37,782	\$0	\$355,007	\$0	\$51,128	\$449,154
Interstate Comp For Adult Offenders	\$214,180	\$0	\$0	\$0	\$0	\$0	\$22,000	\$236,180
Adult Guardianship	\$157,184	\$0	\$31,790	\$0	\$1,351,141	\$0	\$3,060	\$1,543,175
Probation Officers Training	\$449,700	\$0	\$262,551	\$61,646	\$0	\$0	\$32,614	\$806,512
Supreme Court Iv-D	\$0	\$0	\$0	\$0	\$1,498,965	\$0	\$0	\$1,498,965
In Conf For Legal Ed Opportunity	\$25,875	\$0	\$15,000	\$0	\$736,300	\$0	\$2,075	\$779,250
Civil Legal Aid Fund	\$0	\$0	\$0	\$0	\$1,500,000	\$0	\$0	\$1,500,000
Veterans Problem-Solving Court	\$0	\$0	\$0	\$0	\$1,085,244	\$0	\$0	\$1,085,244
Guardian Ad Litem	\$0	\$0	\$177,014	\$0	\$6,450,956	\$0	\$5,325	\$6,633,294
Drug And Alcohol Programs Fund	\$0	\$0	\$34,956	\$0	\$2,137,608	\$0	\$2,773	\$2,175,337
Disciplinary Commission	\$1,655,762	\$582	\$2,941	\$9,528	\$0	\$0	\$56,508	\$1,725,320
Attorney Services	\$813,568	\$0	\$6,337	\$0	\$0	\$0	\$7,824	\$827,728
Ace Admin And Cont. Education	\$921,643	\$0	\$7,704	\$82,548	\$9,250	\$0	\$89,681	\$1,110,826
Supreme Court Third Party Grant	\$384	\$0	\$4,550	\$280	\$350	\$3,131	\$314	\$9,009

	Personnel Services And Fringe Benefits	Utilities	Contractual Services	Materials, Parts & Supplies	Grants	Capital Cost	Administrative & Operating Expenses	Total Disbursements
Judges And Lawyers Assist Comm	\$566,408	\$0	\$16,323	\$6,155	\$0	\$0	\$22,801	\$611,687
Title Iv-D Reimbursement Fund	\$0	\$0	\$27,884	\$0	\$478,084	\$0	\$1,476	\$507,444
Judicial Tech & Automation	-\$297,435	\$0	\$1,520,000	\$0	\$0	\$0	\$0	\$1,222,532
Gal/Casa Conference Account	\$0	\$0	\$17,423	-\$2,734	\$0	\$0	\$7,492	\$22,180
Interpreter Training	\$0	\$0	\$0	\$0	\$11,368	\$0	\$0	\$11,368
Mortgage Foreclosure Fund	\$0	\$0	\$21,266	\$0	\$0	\$0	\$11,609	\$32,875
Indiana Court Technology	\$5,648,858	\$132,010	\$5,123,500	\$563,502	\$0	\$1,172,976	\$10,269	\$12,651,115
Total	\$132,670,434	\$134,877	\$11,246,059	\$1,271,274	\$16,246,486	\$1,288,988	\$2,622,152	\$165,480,271

Negative amounts are due to credits/grants from prior year activity.

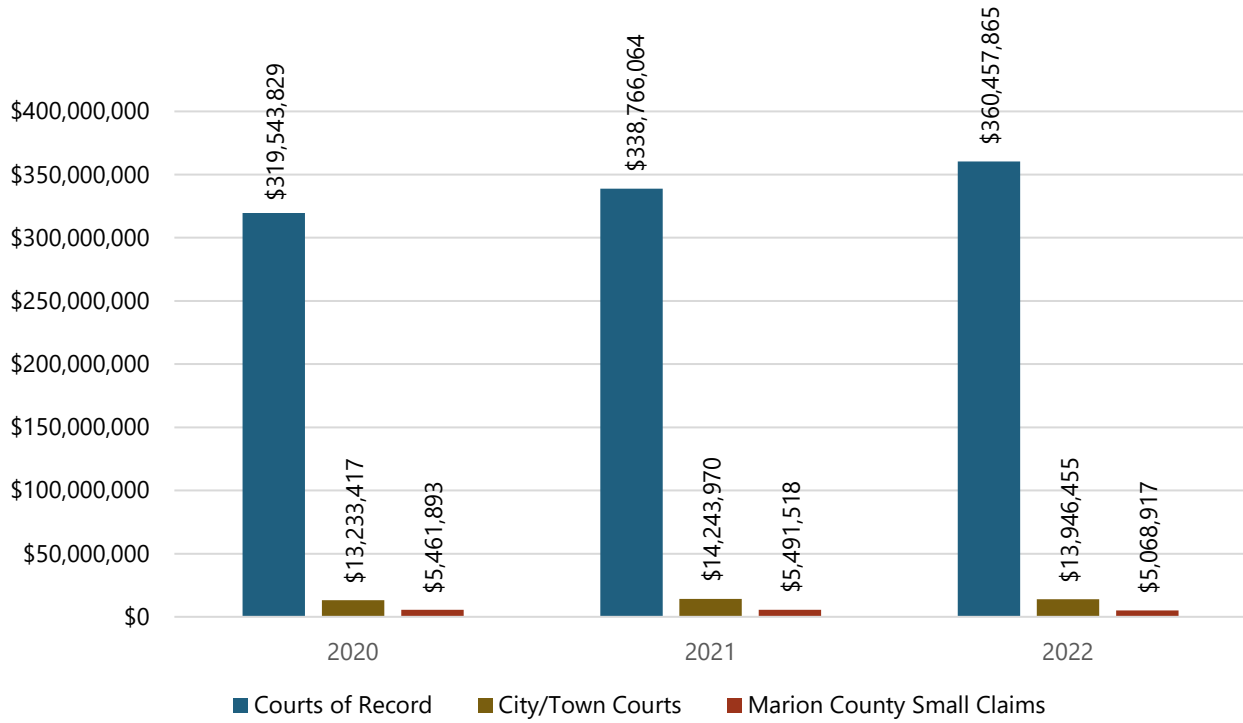
SUMMARY OF 2022 EXPENDITURES

Expenditures	State*(FY 2021-2022)	County**	City/Town	Township	Total
Personnel Salaries and Fringe Benefits	\$132,670,434	\$285,906,360	\$12,636,938	\$4,331,736	\$435,545,468
Professional Services and Charges	\$0	\$67,300,425	\$929,823	\$615,353	\$68,845,601
Capital Costs	\$1,288,988	\$3,030,214	\$94,105	\$20,566	\$4,433,873
Service by Contract	\$11,246,059	\$0	\$0	\$0	\$11,246,059
Materials, Parts & Supplies	\$1,271,274	\$4,220,866	\$285,589	\$101,262	\$5,878,991
Utilities	\$134,877	\$0	\$0	\$0	\$134,877
Grants/Other Local Gov. Distributions Social Service Payments	\$16,246,486	\$0	\$0	\$0	\$16,246,486
Administrative & Operating Expenses	\$2,622,152	\$0	\$0	\$0	\$2,622,086
Total Expenditures	\$165,480,271	\$360,457,865	\$13,946,455	\$5,068,917	\$544,953,508

*State information provided by Annual Report of State Auditor.

**County in this chart refers to Circuit, Superior, and Probate Courts. Line items "Grants," "Distributions to Other Local Governments" and "Social Service Payments" from the State Auditor's report are combined into one total for the 2022 summary chart of expenditures.

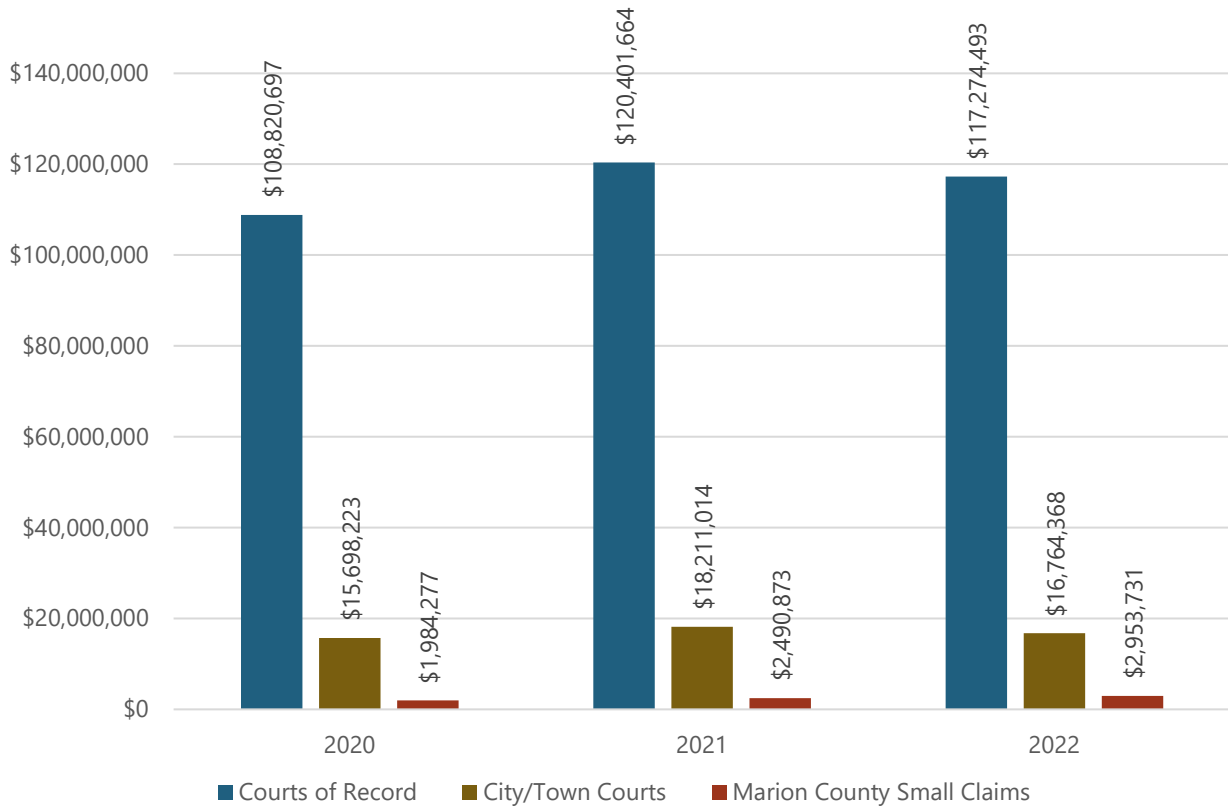
EXPENDITURES FOR COURTS OF RECORD, CITY/TOWN COURTS, AND MARION COUNTY SMALL CLAIMS COURTS IN CY 2022



SUMMARY OF REVENUES 2022

Revenues Generated by All Courts (CY 2021)	Circuit, Superior, and Probate Courts	City and Town	Marion County Small Claims	Grand Total
State Level Funds				
To General Fund	\$46,895,858	\$6,673,046	\$615,193	\$54,184,097
To User Funds	\$10,951,416	\$1,414,058	\$639,158	\$13,004,632
To Special Funds	\$4,309,102	\$732,891	\$63,916	\$5,105,909
Total to State Funds	\$62,156,376	\$8,819,993	\$1,318,267	\$72,294,637
County Level Funds				
To General Fund	\$14,992,366	\$1,209,024	\$0	\$16,201,390
To User Funds	\$28,923	\$0	\$0	\$28,923
To Special Funds	\$37,761,479	\$1,550,968	\$159,798	\$39,472,245
Total to County Funds	\$52,782,766	\$2,759,993	\$159,798	\$55,702,557
Local Level Funds				
To General Fund	\$1,919,763	\$2,680,077	\$1,408,526	\$6,008,366
To User Funds	\$0	\$620	\$0	\$620
To Special Funds	\$415,589	\$2,503,687	\$67,139	\$2,986,415
Total to Local Funds	\$2,335,351	\$5,184,382	\$1,475,666	\$8,995,399
Total Generated Funds	\$117,274,493	\$16,764,368	\$2,953,731	\$136,992,592
Others				
To Marion County Township Constables for Personal Service or Certified Mail			\$890,418	\$890,418

COURT GENERATED REVENUE FOR CY 2022



GRANT DISBURSEMENTS

The Indiana Supreme Court makes grant opportunities available each year to assist Indiana Courts and justice partners in funding upgrades to operations, innovative justice initiatives, scholarships and more. Grant administration within IOCS is primarily performed by staff within the Education, Justice Services, and Children and Families divisions. These divisions are currently responsible for the management and oversight of over 15 different grants and scholarships.

During the 2022 fiscal year (FY 2022), the Indiana Supreme Court awarded \$16.3 million in state funded grants and scholarships. Of the \$16.3 million in payments made, \$13.9 million in funding went to 91 of Indiana's 92 counties. The remaining \$2.4 million was granted to a variety of non-profit organizations and higher education institutions in Indiana.

Division	Grant Type	Grant Payments
Attorney Services	Applied Professionalism Grant	\$6,600
Education	Education Scholarships	\$99,457
Justice Services	Court Alcohol and Drug Program Grants	\$2,462
Justice Services	Court Alcohol and Drug and Program Scholarships	\$2,409
Justice Services	Family Recovery Court Grants	\$1,162,073
Justice Services	Pretrial Grants	\$2,286,136
Justice Services	Veterans Court Grants	\$1,308,773
Division of Children and Families	Civil Legal Aid Grants	\$1,500,000
Office of Legal Support	Commercial Court Grants	\$159,591
Division of Children and Families	Court Interpreter Grants	\$841,469
Division of Children and Families	Court Reform Grants	\$168,679
Division of Children and Families	Family Court Grants	\$205,421
Division of Children and Families	Guardian <i>ad Litem</i> /Court Appointed Special Advocates Grants	\$6,480,944
Office of DEI	Indiana Conference for Legal Education Opportunity Grants/Scholarships	\$749,900
Division of Children and Families	Volunteer Advocates for Seniors or Incapacitated Adults Grants	\$1,351,141
Total Grants		\$16,325,055

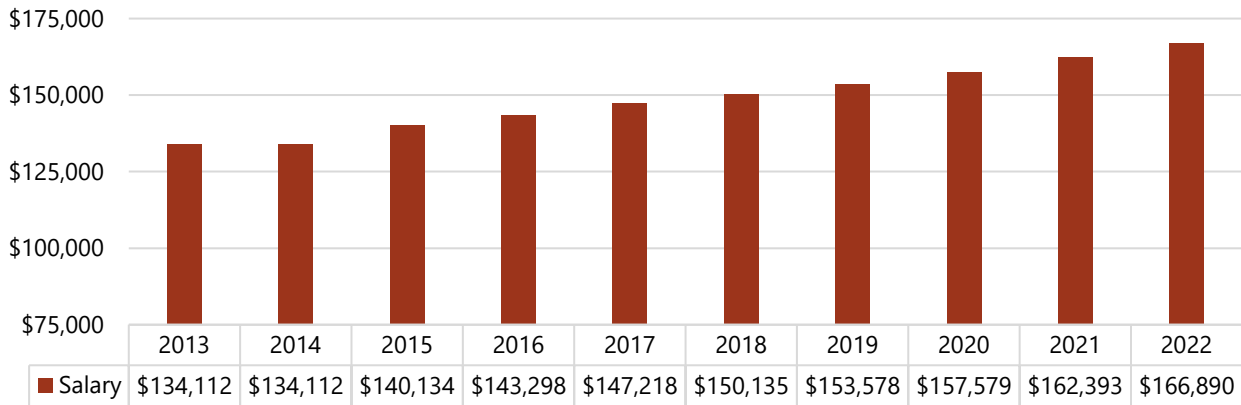
APPOINTED JUDICIAL OFFICERS

Appointed judicial officers, including magistrates, commissioners, and referees, assist with managing a trial court's caseload. Frequently, courts share appointed judicial officers based on case types, caseload, extended absences, etc. Appointed judicial officers are considered "regularly assigned" judicial officers and are included when IOCS compiles the [Weighted Caseload Report](#). The following describes each type of appointed officer:

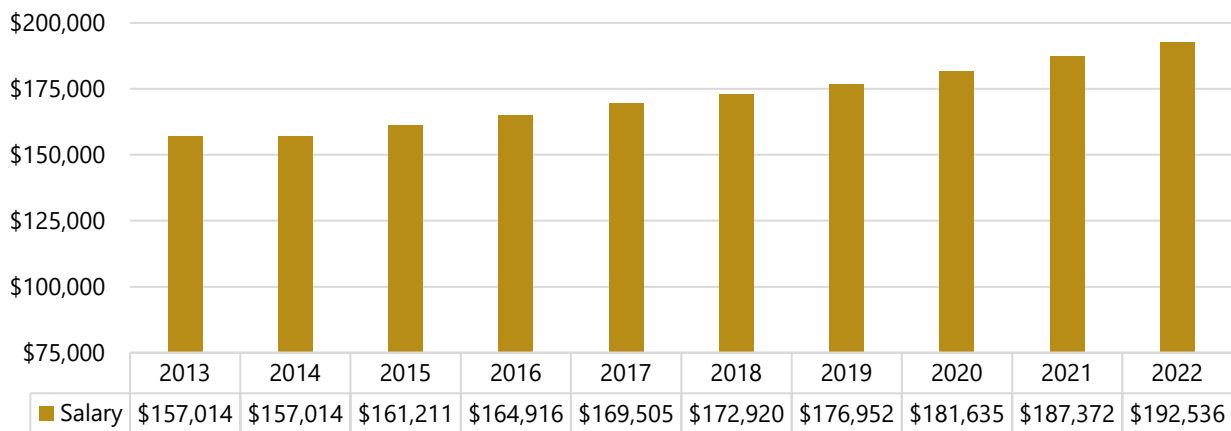
- **Magistrates:** Magistrates are full-time employees who serve in one or more courts. A magistrate is an attorney appointed by the county judges, but the position is authorized and paid for by the state. A magistrate has most of the same authority as a judge; however, they cannot issue judicial mandates. Juvenile court magistrates may be appointed in judicial circuits with a population of at least 50,000. A juvenile court magistrate is paid by both the state and the county.
- **Commissioners/Master Commissioners:** Commissioners/Master Commissioners have the same jurisdiction as magistrates but are paid by the county. The presiding judge must countersign all final appealable orders. All counties with a voting population over 7,000 may appoint a probate commissioner (Ind. Code § 29-2-2-1).
- **Referees:** A referee is appointed by a circuit or superior court judge, serves at the pleasure of the judge, and performs the duties assigned by the judge. Referees are appointed to serve in various courts including special courts such as domestic relations courts (Ind. Code § 31-12-1-9), certain juvenile courts (Ind. Code § 31-31-3-6), and small claims divisions of superior and circuit courts (Ind. Code § 33-29-3-3). Based on assignments, referees make ruling recommendations to the presiding judge but do not enter rulings independently. Some small claims referees are paid by the state, but most referees are paid by the county.

JUDICIAL SALARIES 2013-2022

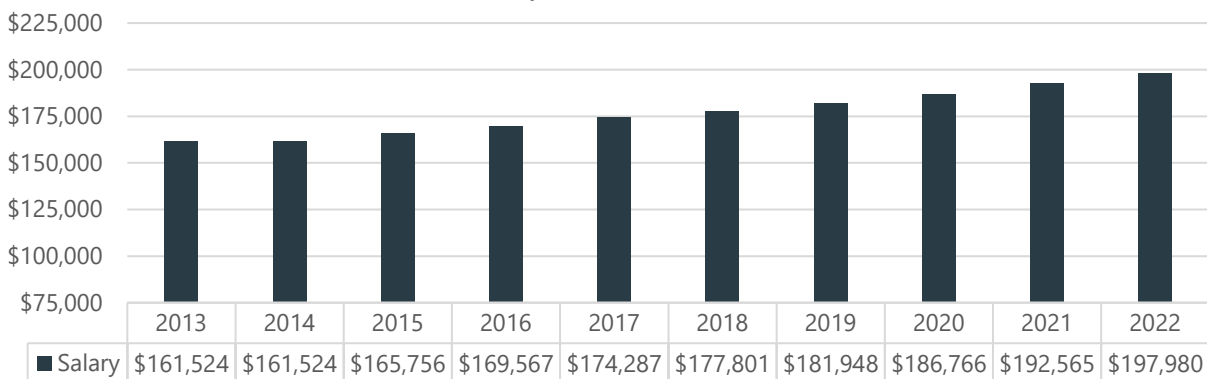
Trial Court Salaries



Court of Appeals and Tax Court Salaries



Indiana Supreme Court Salaries



JUDICIAL OFFICER POSITIONS AND COUNTY POPULATION*

As of December 2022

County	Judges	Magistrate	Juv. Magistrate	Comm./Referee Full - Time	Comm./Referee Part-Time	Small Claims Court Judges	Total Court of Record Officers	City Court Judges	Town Court Judges	Total City and Town Court Judges	Population as of July 1, 2022
Adams	2						2			0	36,068
Allen	10	9	4				23			0	391,449
Bartholomew	3	1			1		5			0	83,540
Benton	1						1			0	8,719
Blackford	2						2			0	11,919
Boone	3		1		1		5		2	2	74,164
Brown	1	1					2			0	15,570
Carroll	2						2	1		1	20,555
Cass	3						3			0	37,540
Clark	6	4					10		1	1	124,237
Clay	2						2			0	26,379
Clinton	2						2	1		1	32,843
Crawford	1						1			0	10,536
Daviess	2				1		3			0	33,418
*Dearborn	2.5	0.5					3	1		1	51,138
Decatur	2	1	1				4			0	26,416
DeKalb	3						3	1		1	43,731
Delaware	5		1	1			7	1		1	112,031
Dubois	2						2			0	43,632
Elkhart	7	2	1	1			11	3		3	206,890
Fayette	2						2			0	23,349
Floyd	4	1					5			0	80,714
Fountain	1						1	1		1	16,574
Franklin	2						2			0	23,028
Fulton	2						2			0	20,327
Gibson	2	1					3			0	32,993
Grant	4		1				5	2		2	66,022
Greene	2	1					3			0	31,006
Hamilton	7	4	1		1		13	3		3	364,921

County	Judges	Magistrate	Juv. Magistrate	Comm./Referee Full - Time	Comm./Referee Part-Time	Small Claims Court Judges	Total Court of Record Officers	City Court Judges	Town Court Judges	Total City and Town Court Judges	Population as of July 1, 2022
Hancock	3	1					4			0	83,070
Harrison	2	1			1		4			0	39,851
Hendricks	6	2					8		3	3	182,534
Henry	3			1			4	1		1	48,915
Howard	5	1			1		7			0	83,574
Huntington	2	1					3			0	36,834
Jackson	3				1		4			0	46,300
Jasper	2						2			0	33,281
Jay	2						2	1		1	20,198
Jefferson	2	1					3			0	32,946
Jennings	2	1					3			0	27,536
Johnson	5	1	1				7	2		2	165,782
Knox	3	1					4	1		1	35,789
Kosciusko	5						5			0	80,826
LaGrange	2						2			0	40,866
Lake	17	9	6	6	2		40	5	3	8	499,689
LaPorte	5	2	1				8			0	111,675
Lawrence	3			1			4			0	45,222
Madison	6	2		4	1		13	2	1	3	131,744
Marion	37	28	17			9	91	1	1	2	969,466
Marshall	4						4			0	46,332
Martin	1						1			0	9,803
Miami	3						3	1		1	35,674
Monroe	9			1			10			0	139,745
Montgomery	3						3			0	38,273
Morgan	4	1					5	1	1	2	72,236
Newton	2						2			0	13,823
Noble	3						3			0	47,367
*Ohio	0.5	0.5					1			0	6,114
Orange	2						2			0	19,623
Owen	2						2			0	21,482

County	Judges	Magistrate	Juv. Magistrate	Comm./Referee Full - Time	Comm./Referee Part-Time	Small Claims Court Judges	Total Court of Record Officers	City Court Judges	Town Court Judges	Total City and Town Court Judges	Population as of July 1, 2022
Parke	1						1			0	16,369
Perry	1	1					2			0	19,183
Pike	1				1		2			0	12,168
Porter	6	3		1			10			0	174,791
Posey	2						2			0	25,063
Pulaski	2						2			0	12,485
Putnam	2	1			1		4			0	37,301
Randolph	2						2	2		2	24,437
Ripley	2						2	1		1	29,087
Rush	2						2			0	16,673
St. Joseph	10	10		1			21		1	1	272,234
Scott	2	1			1		4			0	24,588
Shelby	3	1					4			0	44,991
Spencer	1			1			2			0	19,967
Starke	1	1					2	1		1	23,258
Steuben	2	1					3		1	1	34,725
Sullivan	2						2			0	20,670
Switzerland	1						1			0	10,006
Tippecanoe	8	1	1	1			11	1		1	188,717
Tipton	1						1			0	15,361
Union	1						1			0	6,952
Vanderburgh	8	8	1	1	1		19			0	179,744
Vermillion	1						1	1		1	15,451
*Vigo	6		1	1			8	1		1	106,006
Wabash	2						2	1		1	30,828
Warren	1						1			0	8,461
Warrick	3	1					4			0	65,185
Washington	2						2			0	28,224
Wayne	4		1	1			6		1	1	66,273
Wells	2						2	1		1	28,335
White	2						2			0	24,598

County	Judges	Magistrate	Juv. Magistrate	Comm./Referee Full - Time	Comm./Referee Part-Time	Small Claims Court Judges	Total Court of Record Officers	City Court Judges	Town Court Judges	Total City and Town Court Judges	Population as of July 1, 2022
Whitley	2						2			0	34,627
Total	322	107	39	22	14	9	513	38	15	53	6,833,037

Indiana's estimated population figures were provided by the Indiana Public Data Utility.

*Judge for Vigo Circuit and Superior Court 3 counted as one. *Dearborn Circuit Court and Ohio Circuit Court share a Judge and a Magistrate

SENIOR JUDGE PROGRAM

The Senior Judge Program consists of a pool of retired judges certified by the Judicial Qualifications Commission as meeting the senior judge requirements found in Ind. Administrative Rule 5(B)(3). In 2022, 101 senior judges provided services to trial courts, delivering services equivalent to that of 27 full-time elected or regularly assigned judicial officers.

Senior judges provide judicial services at a lower cost than that of an elected or regularly assigned judicial officer and aid the judiciary by serving as judges and performing other tasks to assist the judiciary in managing caseloads and enabling cases to be processed more efficiently. Six senior judges served the Appellate Court, and one served the Tax Court.

Trial Court Senior Judges	
Total Number of Trial Court Senior Judges	101
Number of Trial Court Senior Judges Receiving Benefits (Whole or Partial)	78
Total Trial Court Senior Judge Benefits Cost	\$932,080
Days of Service by Senior Judges in Trial Courts	4,394
Total Cost for Trial Court Senior Judges Per Diem and Benefits	\$1,823,475
Court of Appeals and Tax Court Senior Judges	
Total Number of Court of Appeals and Tax Court Senior Judges	5
Days of Service by Appellate Court Senior Judges	327
Total Cost of Court of Appeals and Tax Court Senior Judges Per Diem and Benefits	\$119,034
Additional Senior Judge Information	
Senior Judge Time Equivalent to Judicial Officers	27
Additional costs - travel reimbursements	\$100,118
Total cost of Senior Judge Program	\$2,042,627
Average cost of Salary and Benefits of Regular Trial Court Judge	\$193,955
*Equivalent cost of 30 full-time Trial Court Judges	\$5,236,785

**Senior Judge Time Equivalent to Judicial Officers multiplied by Average cost of Salary and Benefits of Regular Trial Court Judge (27 x \$193,955)*

HISTORICAL INFORMATION REGARDING SENIOR JUDGE SERVICE

	2014	2015	2016	2017	2018	2019	2020	2021	2022
Senior Judge Days Served	3,466	3,990	3,769	4,035	3,811	4,360	3,331	5,186	4,394
Hours Per Day	7.5	7.5	7.5	7.5	7.5	7.5	7.5	7.5	7.5
Total Hours Served by Senior Judges	25,994	29,924	28,274	30,264	28,583	32,706	24,986	38,900	35,412
Weighted Caseload Case-Related Hours Available Per Judicial Officer	1,344	1,344	1,344	1,344	1,295	1,295	1,295	1,295	1,295
Senior Judge Time Equivalent to Judicial Officers	19	22	21	23	22	24	19	30	27
Cost of Senior Judge Performing Work Equivalent to One Regular Judicial Officer	\$57,106	\$60,884	\$58,431	\$63,080	\$71,112	\$69,647	\$70,962	\$67,658	70,345
*Minimal Cost of Trial Court Senior Judge Service: Benefits plus 30 days	\$12,199	\$17,121	\$13,218	\$11,678	\$14,671	\$14,635	\$13,465	\$15,485	\$17,200

**Daily rate for a senior judge (currently \$175) multiplied by (30 days), plus Trial Court Senior Judge benefits cost (\$932,080) divided by (Trial Court Senior Judges Receiving Benefits (78) for a total of \$17,200.*

SPECIAL JUDGES

APPOINTMENT IN CIVIL CASES

A change of judge in a civil case can arise in two basic scenarios: (1) a motion for change of judge under Ind. Trial Rule 76, and (2) disqualification or recusal under T.R. 79(C).

Regardless of the reason for naming a special judge, the first step under T.R. 79(D) is to give the parties seven (7) days to agree on a special judge. A judge selected under T.R. 79(D) then has seven (7) days from the date the appointment is noted on the Chronological Case Summary to decide whether to accept the case.

If a special judge is not obtained under T.R. 79(D), the next step is selection pursuant to local rule as provided in T.R. 79(H). A special judge selected by local rule may not simply decline to accept the case. The selected judge must accept the case unless that judicial officer is disqualified pursuant to the Code of Judicial Conduct, ineligible to serve under this rule, or excused by the Supreme Court. If a special judge is not obtained pursuant to local rule, or if the circumstances of the case warrant, the case may be certified to the Supreme Court for the appointment of a special judge.

Pursuant to Trial Rules 76, 79, and 79.1, there were 1,861 instances when the reporting judge of a court accepted jurisdiction for special judge service in other courts and 2,323 instances when a judge from another court accepted jurisdiction over a case as special judge from the reporting court.

APPOINTMENT IN CRIMINAL CASES

A change of judge in a criminal case is controlled by Ind. Criminal Rule 13. In all counties, a special judge is selected in the same manner used to select the original judge. When this process does not result in obtaining a special judge, then a selection is made pursuant to local rule. The local rule

required by Criminal Rule 2.2 must include an alternative assignment list with 1) judicial officers from contiguous counties; 2) judicial officers from within the county's administrative district as set out in Administrative Rule 3(A); and 3) senior judges assigned to the court. Criminal Rule 13(C).

The judicial officer selected as special judge under a local rule must accept jurisdiction unless disqualified pursuant to the Code of Judicial Conduct, ineligible to serve under this rule, or excused by the Supreme Court.

APPOINTMENT BY THE INDIANA SUPREME COURT

The Indiana Supreme Court is responsible for appointing a special judge to hear a case when a local rule does not result in the selection of a special judge, the submission of a case has been withdrawn from the judge under Civil or Criminal procedure rules, in judicial mandate actions, or when circumstances of a case warrant an appointment.

INDIANA TRIAL RULES 53.1, 53.2, AND INDIANA CRIMINAL RULE 15

The Indiana Supreme Court's Chief Administrative Officer is charged with evaluating requests to remove a case from a judicial officer who allegedly has not ruled in a timely manner as provided in T.R. 53.1 and 53.2 and Crim. R. 15.

Seeking the removal of a judicial officer begins with the filing of a PRAECIPE (a written request for an action) with the trial court clerk. The clerk forwards the PRAECIPE and the chronological case summary to the Chief Administrative Officer for review and determination whether an inappropriate delay of a decision or ruling has occurred.

In CY 2022, the Chief Administrative Officer reviewed 94 requests for removal of cases; 59 were denied and 35 were granted.

COURT REPORTER SERVICES

Indiana trial court reporters are responsible for keeping the record of proceedings and preparing a transcript when requested. Court reporters are county employees, but most also derive additional income from the preparation of transcripts as allowed by Administrative Rule 15 and local court rule.

Parties in a case request a transcript of the court proceedings for an appeal or for reviewing the events that occurred in court. The timely preparation of transcripts is an essential element of the appellate process.

The Indiana Supreme Court must approve any amendments to local court rules impacting court reporters under Admin. Rule 15. Because local court rules dictate the amount allowed to be charged for transcript preparation, rates vary by county. Additional information on individual county court reporter service fees can be found within the court's [local rules](#).

Each year, court reporters are required to report the total money received for the preparation of transcripts for depositions, government transcripts, and for hearings and appeals of indigent and non-indigent parties. In CY 2022, 397 court reporters filed a report of additional income earned from transcription services totaling \$1,080,429. This is an average of \$2,721 per court reporter for

transcription services. The following table and pie chart present a summation of court reporter income received for transcription services outside of the court reporter's regular working hours.

2022 COURT REPORTER INCOME BY COUNTY

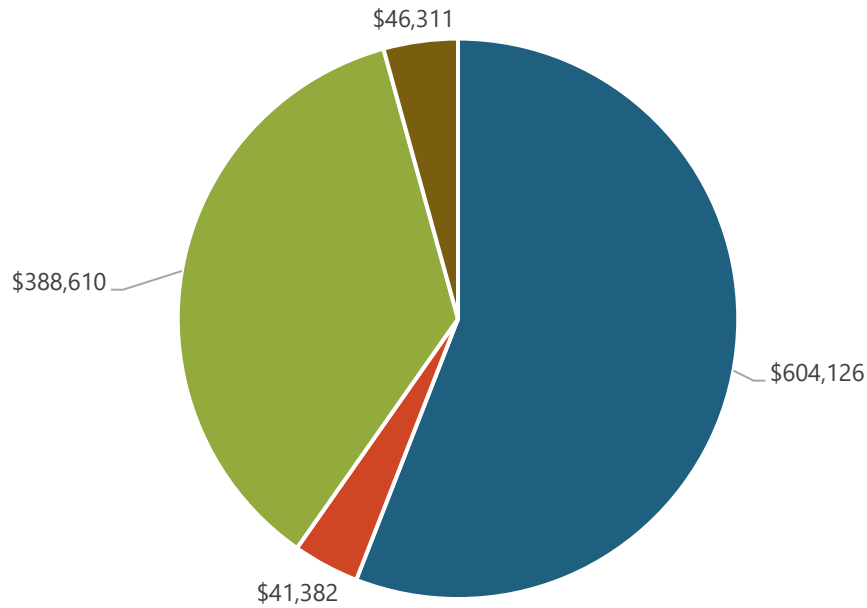
County Name	Number of Court Reporters	Income derived from Indigent Transcripts, Depositions and Hearings	Income derived from Government Transcripts	Income derived from all other (Non-Indigent) Transcripts, Depositions and Hearings	Income derived from Copies	Total Income derived from (all sources)
Adams	4	\$1,180	\$0	\$2,015	\$43	\$3,238
Allen	10	\$2,645	\$2,815	\$33,000	\$1,668	\$40,127
Bartholomew	9	\$8,995	\$125	\$6,654	\$72	\$15,846
Benton	1	\$2,284	\$0	\$0	\$0	\$2,284
Blackford	3	\$1,299	\$0	\$196	\$0	\$1,495
Boone	3	\$7,150	\$0	\$350	\$2,217	\$9,717
Brown	4	\$4,624	\$378	\$5,910	\$0	\$10,912
Carroll	3	\$0	\$1,048	\$536	\$22	\$1,606
Cass	3	\$9,034	\$0	\$4,046	\$0	\$13,080
Clark	14	\$10,258	\$682	\$6,389	\$0	\$17,328
Clay	1	\$0	\$0	\$0	\$0	\$0
Clinton	4	\$7,784	\$451	\$3,597	\$43	\$11,874
Crawford	1	\$0	\$0	\$0	\$0	\$0
Daviess	3	\$1,327	\$0	\$0	\$0	\$1,327
Dearborn	3	\$0	\$125	\$3,735	\$2,048	\$5,908
Decatur	4	\$0	\$0	\$0	\$0	\$0
DeKalb	5	\$1,669	\$0	\$4,892	\$0	\$6,561
Delaware	8	\$19,184	\$176	\$5,687	\$0	\$25,047
Dubois	7	\$0	\$0	\$0	\$0	\$0
Elkhart	7	\$6,732	\$1,050	\$23,162	\$2,530	\$33,474
Fayette	1	\$0	\$0	\$273	\$0	\$273
Floyd	4	\$1,817	\$94	\$948	\$347	\$3,205
Fountain	2	\$0	\$0	\$0	\$0	\$0
Franklin	4	\$0	\$0	\$0	\$0	\$0
Fulton	1	\$3,945	\$0	\$0	\$0	\$3,945
Gibson	3	\$0	\$0	\$0	\$0	\$0
Grant	1	\$4,504	\$0	\$0	\$0	\$4,504
Greene	7	\$12,521	\$0	\$776	\$0	\$13,297
Hamilton	9	\$33,761	\$1,471	\$39,206	\$35	\$74,473
Hancock	5	\$5,071	\$398	\$6,432	\$0	\$11,901
Harrison	3	\$0	\$0	\$763	\$0	\$763
Hendricks	10	\$28,587	\$548	\$15,636	\$756	\$45,526

County Name	Number of Court Reporters	Income derived from Indigent Transcripts, Depositions and Hearings	Income derived from Government Transcripts	Income derived from all other (Non-Indigent) Transcripts, Depositions and Hearings	Income derived from Copies	Total Income derived from (all sources)
Henry	2	\$2,705	\$0	\$2,220	\$0	\$4,925
Howard	1	\$1,540	\$0	\$0	\$0	\$1,540
Huntington	2	\$7,288	\$0	\$3,587	\$353	\$11,229
Jackson	13	\$0	\$0	\$0	\$0	\$0
Jasper	3	\$440	\$0	\$1,320	\$0	\$1,760
Jay	2	\$0	\$0	\$0	\$0	\$0
Jefferson	3	\$3,543	\$774	\$696	\$298	\$5,310
Jennings	3	\$0	\$0	\$0	\$0	\$0
Johnson	5	\$10,515	\$740	\$13,375	\$122	\$24,752
Knox	8	\$0	\$0	\$0	\$164	\$164
Kosciusko	7	\$1,499	\$0	\$10,505	\$3,983	\$15,987
LaGrange	1	\$0	\$0	\$0	\$0	\$0
Lake	15	\$17,969	\$3,541	\$28,300	\$5,086	\$54,895
LaPorte	6	\$805	\$375	\$5,611	\$180	\$6,971
Lawrence	5	\$1,000	\$954	\$181	\$0	\$2,135
Madison	2	\$7,775	\$965	\$1,918	\$513	\$11,171
Marion	11	\$8,559	\$94	\$33,296	\$1,563	\$43,511
Marshall	3	\$1,354	\$0	\$1,326	\$0	\$2,680
Miami	2	\$12,251	\$0	\$0	\$0	\$12,251
Monroe	18	\$17,090	\$837	\$17,331	\$0	\$35,258
Montgomery	3	\$8,318	\$0	\$1,825	\$0	\$10,143
Morgan	6	\$16,631	\$0	\$5,353	\$0	\$21,984
Newton	2	\$0	\$0	\$7,068	\$116	\$7,184
Noble	2	\$2,877	\$9,070	\$5,929	\$0	\$17,876
Ohio	1	\$654	\$0	\$90	\$0	\$744
Orange	4	\$12,247	\$508	\$1,664	\$1,881	\$16,300
Owen	1	\$255	\$0	\$140	\$0	\$395
Parke	1	\$12,203	\$564	\$396	\$0	\$13,162
Perry	1	\$0	\$0	\$0	\$0	\$0
Pike	2	\$5,894	\$680	\$0	\$102	\$6,676
Porter	8	\$39,607	\$294	\$15,242	\$2,505	\$57,648
Posey	9	\$6,234	\$680	\$1,831	\$695	\$9,439
Pulaski	2	\$520	\$300	\$1,856	\$0	\$2,676
Putnam	3	\$120	\$0	\$3,011	\$0	\$3,131
Randolph	2	\$1,236	\$0	\$50	\$0	\$1,286
Ripley	3	\$33,065	\$0	\$4,700	\$4,139	\$41,904

County Name	Number of Court Reporters	Income derived from Indigent Transcripts, Depositions and Hearings	Income derived from Government Transcripts	Income derived from all other (Non-Indigent) Transcripts, Depositions and Hearings	Income derived from Copies	Total Income derived from (all sources)
Rush	2	\$0	\$0	\$0	\$0	\$0
St. Joseph	11	\$27,912	\$5,247	\$7,131	\$5,739	\$46,028
Scott	1	\$5,225	\$0	\$233	\$0	\$5,458
Shelby	1	\$0	\$2,089	\$0	\$0	\$2,089
Spencer	3	\$15,062	\$52	\$775	\$4,592	\$20,481
Steuben	3	\$4,425	\$0	\$515	\$0	\$4,940
Sullivan	3	\$0	\$57	\$0	\$0	\$57
Switzerland	1	\$6,425	\$65	\$165	\$0	\$6,655
Tippecanoe	5	\$17,399	\$1,223	\$4,465	\$542	\$23,629
Tipton	1	\$210	\$0	\$0	\$62	\$272
Union	2	\$60	\$0	\$552	\$0	\$612
Vanderburgh	17	\$13,484	\$1,755	\$4,499	\$818	\$20,555
Vermillion	2	\$0	\$0	\$0	\$0	\$0
Vigo	6	\$29,312	\$0	\$5,589	\$0	\$34,902
Wabash	2	\$19,581	\$50	\$4,102	\$0	\$23,733
Warren	1	\$889	\$210	\$95	\$0	\$1,194
Warrick	6	\$5,785	\$0	\$7,608	\$222	\$13,615
Washington	8	\$3,598	\$611	\$11,334	\$2,052	\$17,594
Wayne	3	\$19,042	\$0	\$360	\$0	\$19,402
Wells	2	\$19,701	\$288	\$883	\$53	\$20,925
White	5	\$542	\$0	\$1,429	\$0	\$1,971
Whitley	3	\$6,912	\$0	\$5,861	\$753	\$13,525
Total	397	\$604,126	\$41,382	\$388,610	\$46,311	\$1,080,429

Income reported in the above table was received for transcripts prepared outside of the court reporter's regular duties.

TOTAL INCOME FOR TRANSCRIPTION SERVICE



- Income derived from Indigent Transcripts, Depositions and Hearings
- Income derived from Government Transcripts
- Income derived from all other (Non-Indigent) Transcripts, Depositions and Hearings
- Income derived from Copies

Reported Years	2015	2016	2017	2018	2019	2020	2021	2022
Number of Court Reporters	584	564	499	500	583	441	413	397
Total Money Generated	\$1,797,218	\$1,966,052	\$1,416,922	\$1,446,014	\$1,471,918	\$980,573	\$846,046	\$1,080,429

Income derived from Indigent Transcripts, Dispositions and Hearings – court ordered transcripts, dispositions and hearings prepared for individuals declared unable to pay.

59TIncome derived from all Other Transcripts, Dispositions and Hearings – transcripts paid for by attorneys or non-indigent pro se litigants.

59TIncome derived from Government Transcripts – transcripts typically paid for by state public defenders, county public defenders, prosecuting attorneys, and other government agencies.

FISCAL REPORT OF INDIANA TRIAL COURTS

IOCS is directed by Ind. Code § 33-24-6-3(a)(2) to collect and compile statistical data on the receipt and expenditure of public monies for the operation of the courts. The financial information is gathered annually at the close of each calendar year.

Each court must submit to IOCS its Report on Court Revenue (Revenue Report) and its Report on Budget & Expenditures (Budget & Expenditure Report). IOCS also requests a Budget & Expenditure Report from each probation department, juvenile detention center, and public defender program that maintains a budget separate from a court.

The information in this financial overview presents the reported expenditures and revenue generated through the operation of the courts. Requested and approved trial court budgets are reported to IOCS but are not published.

EXPENDITURES

Indiana's judicial system is funded by a combination of county tax revenues, user fees, and state appropriations. The Indiana Supreme Court, Court of Appeals of Indiana, and Indiana Tax Court are funded through appropriations from the State General Fund. The [Indiana State Auditor's Report](#) is posted online and contains information about the expenditures of these courts and other state-level expenditures on judicial functions. Relevant portions of that report are reflected here.

Indiana's trial courts are funded primarily through county general funds, but state funds pay for the salaries and benefits of trial court judges, magistrates, senior judges, and some special judge expenses. Counties may choose to pay an additional amount to judges and magistrates beyond the statutory salaries paid by the state. The salary and benefits of elected prosecutors, chief deputy prosecutors, and certain deputy prosecutors are also paid with state funds. Counties may choose to pay a prosecutor an amount beyond their statutory salary. Counties may also receive state funds for reimbursement of approved indigent defense services and for GAL/CASA services for abused and neglected children. Courts also generate user fees, some of which are expended on court services.

Expenses for criminal indigent defense services are included as part of the cost of the judicial system, although in many counties indigent defense is administered through an independent public defender entity governed by a board. These services are funded primarily through county tax dollars. However, the General Assembly provides 50% reimbursement of indigent defense services to all counties for capital cases; and, for those counties that meet the indigent defense program standards set by the Public Defender Commission, up to 40% reimbursement of qualified cases. The state's Public Defender Commission reimbursement for local indigent defense expenses was more than \$32 million during fiscal year 2022.

Municipalities fund city and town courts. In many instances, the local government does not maintain a distinct city or town court budget, and all expenses are paid directly from the local general fund. This practice makes it difficult to provide accurate expenditure information for city and town courts.

Marion County (Indianapolis) townships directly fund the nine Marion County Small Claims Courts through budget appropriations. Although Marion County Small Claims Courts became courts of

record as of July 1, 2018, the financial data will be presented independently in this section of the report.

The Budget & Expenditure Report submitted by each court categorizes the trial court expenditures as follows: salaried and unsalaried personnel expenses (including fringe benefits and travel), supplies, professional services, and capital outlays. If any expenditures were facilitated by mandate, the courts report reflects information related to the mandate under the appropriate category.

EXPENDITURES BY ALL COURTS

The expenditure summary report reflects four different series (Personal Services, Supplies, Professional Services, and Capital Outlays) to align with the courts' report on budgets/expenditures to the Department of Local Government Finance Authority.

Line-Item Expenditures	Circuit, Superior, & Probate Courts	City and Town Courts	Marion County Small Claims Courts	Total
Judge(s) Salary - County Portion Paid	\$1,628,336	\$0	\$0	\$1,628,336
Judge(s) Salary - Locally Paid	\$0	\$2,169,356	\$1,154,140	\$3,323,496
Other Judicial Officers	\$3,911,278	\$221,078	\$0	\$4,132,356
Court Reporter(s)	\$33,377,065	\$406,222	\$14,459	\$33,797,747
Bailiff(s)	\$16,424,696	\$602,542	\$0	\$17,027,237
Jury Commissioner(s)	\$362,696	\$0	\$0	\$362,696
Court Administrator & Staff	\$8,153,585	\$1,153,505	\$148,295	\$9,455,385
Secretary(ies)	\$5,398,865	\$358,635	\$0	\$5,757,500
GAL/CASA	\$3,079,890	\$0	\$0	\$3,079,890
Law Clerks & Interns	\$854,516	\$25,454	\$0	\$879,970
Public Defender & Staff	\$15,802,701	\$337,260	\$0	\$16,139,961
Court Clerks	\$2,471,254	\$1,984,374	\$1,785,289	\$6,240,916
Probation Officers	\$84,505,740	\$1,300,274	\$0	\$85,806,014
Probation Office Staff	\$12,681,087	\$378,854	\$0	\$13,059,941
Juvenile Detention Center Staff	\$24,887,582	\$0	\$0	\$24,887,582
IT Staff	\$1,072,339	\$0	\$0	\$1,072,339
Other Employees	\$10,752,832	\$999,716	\$25,240	\$11,777,788
Sub-total Personal Services Salaries and Wages Subsection A - 10000 series	\$225,364,463	\$9,937,269	\$3,127,423	\$238,429,154
Fringe Benefits	\$59,420,284	\$2,662,554	\$1,191,881	\$63,274,719
Sub-total Personal Services Fringe Benefits Subsection B - 10000 series	\$59,420,284	\$2,662,554	\$1,191,881	\$63,274,719
Per Diem-Cases Venued Out	\$1,774	\$0	\$0	\$1,774
Judge(s) Pro Tempore	\$76,428	\$2,625	\$8,450	\$87,503
Sub-total Personal Services Other Personal Services Subsection C - 10000 series	\$78,202	\$2,625	\$8,450	\$89,277
Per Diem Travel	\$217,802	\$20,290	\$0	\$238,091
Transportation	\$233,188	\$6,510	\$180	\$239,877
Lodging	\$338,101	\$5,133	\$0	\$343,234
Public Defense Travel Expenses	\$12,146	\$0	\$0	\$12,146
Other	\$242,175	\$2,558	\$3,802	\$248,535
Sub-total Personal Services Travel Subsection D - 10000 series	\$1,043,411	\$34,490	\$3,982	\$1,081,883

Line-Item Expenditures	Circuit, Superior, & Probate Courts	City and Town Courts	Marion County Small Claims Courts	Total
Total Personal Services Subsections A, B, C, D – 10000 series	\$285,906,360	\$12,636,938	\$4,331,736	\$302,875,033
Office Supplies	\$1,429,494	\$116,871	\$39,062	\$1,585,427
Operating Supplies	\$1,673,417	\$71,722	\$32,118	\$1,777,257
Repair/Maintenance Supplies	\$434,374	\$20,658	\$22,707	\$477,739
Other Material and Supplies	\$683,581	\$76,338	\$7,375	\$767,294
Total Supplies – 20000 series	\$4,220,866	\$285,589	\$101,262	\$4,607,717
Per Diem - Grand Jurors	\$29,238	\$0	\$0	\$29,238
Per Diem - Petit Jurors	\$1,820,090	\$135	\$0	\$1,820,225
Juror Lodging	\$306,385	\$0	\$0	\$306,385
Witness Fees/ Consult Witness Fees	\$463,805	\$0	\$0	\$463,805
Medical & Psychiatric Services	\$4,287,861	\$35,345	\$0	\$4,323,206
Pauper Attorneys - Case by Case	\$18,236,743	\$199,439	\$0	\$18,436,182
Court Interpreter Fees	\$1,329,579	\$24,239	\$20,345	\$1,374,163
Depositions	\$202,331	\$1,000	\$0	\$203,331
Investigations	\$41,243	\$0	\$0	\$41,243
Transcript Preparation	\$1,105,889	\$0	\$0	\$1,105,889
Indigent Interpretation/Language Interp.	\$818,250	\$2,271	\$20,186	\$840,707
Other Indigent Expenses	\$688,769	\$10,462	\$0	\$699,231
Other Probation Expenses	\$5,626,658	\$35,382	\$0	\$5,662,039
Other Juvenile Detention Center Expenses	\$11,516,535	\$0	\$0	\$11,516,535
Phone	\$597,256	\$33,249	\$15,712	\$646,217
Utility	\$900,360	\$43,424	\$43,805	\$987,589
Contract Printing	\$205,044	\$11,757	\$4,524	\$221,325
Other Insurance	\$105,895	\$54,343	\$31,348	\$191,586
Rentals - Office	\$6,939,961	\$104,950	\$129,712	\$7,174,622
Rentals - Computers	\$3,470,337	\$19,577	\$20,969	\$3,510,883
Probation CMS	\$66,389	\$0	\$0	\$66,389
Detention CMS	\$70,200	\$0	\$0	\$70,200
Jury CMS	\$240,247	\$0	\$0	\$240,247
Other than CMS	\$210,138	\$7,704	\$2,338	\$220,180
CMS	\$371,117	\$17,399	\$0	\$388,516
Postage	\$454,376	\$41,377	\$35,273	\$531,026
Shipping	\$27,759	\$552	\$670	\$28,982
Other Services	\$7,167,970	\$287,218	\$290,473	\$7,167,970
Total Professional Services and Charges – 30000 series	\$67,300,425	\$929,823	\$615,353	\$68,845,601
Legal Library	\$1,422,701	\$10,941	\$0	\$1,433,642

Line-Item Expenditures	Circuit, Superior, & Probate Courts	City and Town Courts	Marion County Small Claims Courts	Total
Office Equipment	\$679,833	\$25,161	\$6,400	\$711,394
Computer Equipment	\$562,881	\$28,515	\$11,166	\$602,562
Other Capital Outlays	\$364,799	\$29,488	\$3,000	\$397,287
Total Capital Outlays – 40000 series	\$3,030,214	\$94,105	\$20,566	\$3,144,885
Total Expenditures	\$360,457,865	\$13,946,455	\$5,068,917	\$379,473,235

SPECIAL NOTES ON EXPENDITURES FOR PROBATION SERVICES & JUVENILE DETENTION CENTERS

PROBATION SERVICES

Because of the differences in how counties budget for probation employee fringe and other benefits, and for probation services in particular, it is difficult to arrive at a complete figure for the expense of probation services. In the three largest counties, Marion, Lake, and Allen, probation office expenditures are part of the court's general budget and, aside from salaries, cannot be identified separately. In other counties, even if all expenditures on probation operations and personal services are budgeted and reported separately, fringe benefits are lumped in the county's general budget and are not reported separately for probation or court staff. A summary of the probation service expenses reported by the courts and probation departments is included, but this information does not include fringe benefits and operating expenses for many counties.

CY 2022 Probation Services Expenditures	
Statewide total of all Salaries and Wages for Probation Officers and Staff	\$98,865,954
Additional Expenditures Reported by Probation Departments and Courts	\$38,775,857
Total Reported Probation Expenditures	\$137,641,811

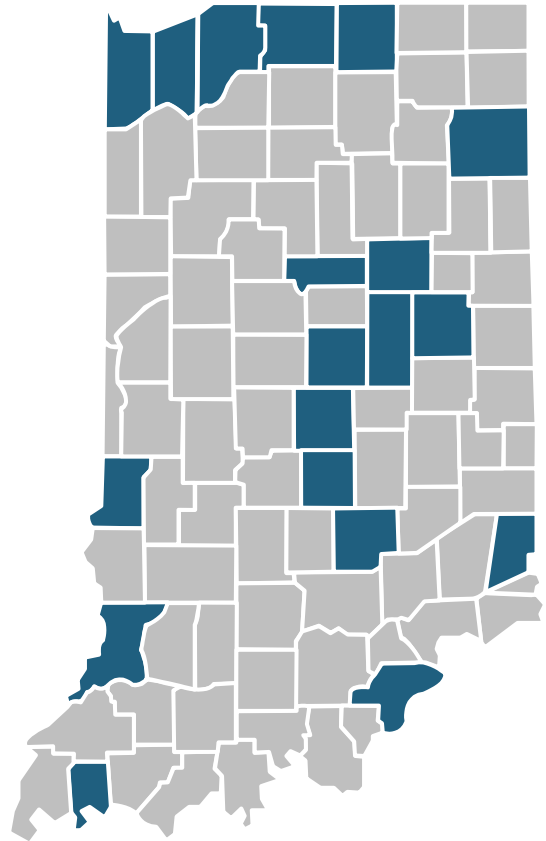
JUVENILE DETENTION CENTERS

Indiana has 19 juvenile detention centers. Only some of these facilities are funded through the courts' budgets. There was a total of eight juvenile detention centers who submitted a report on budget and expenditures. This expenditure report includes expenses for juvenile detention operations reported by the courts and juvenile detention centers.

CY 2022 Juvenile Detention Center Expenditures	
Statewide Total of all Salaries and Wages for Juvenile Detention Center Staff	\$24,887,582
Additional Expenditures Reported by Juvenile Detention Centers and Courts	\$23,670,451
Total Reported Juvenile Detention Center Expenditures	\$45,558,033

INDIANA JUVENILE DETENTION CENTERS

County	Facility	Operated by the Juvenile Court
Allen	Juvenile Detention Center	Yes
Bartholomew	Youth Services Center	Yes
Clark	Juvenile Detention Center	No
Dearborn	Juvenile Detention Center	No
Delaware	Youth Opportunity Center	No
Elkhart	Juvenile Detention Center	Yes
Grant	Juvenile Detention Center	No
Hamilton	Youth Services Center	No
Howard	Juvenile Detention Center	Yes
Johnson	Juvenile Detention Center	Yes
Knox	No, private, and has a volunteer Board of Directors that runs facility and budget	No, private, and has a volunteer Board of Directors that runs facility and budget
Lake	Juvenile Center	Yes
LaPorte	Juvenile Services Center	Yes
Madison	Youth Center	Yes
Marion	Juvenile Justice Complex	Yes
Porter	Juvenile Detention Center	Yes
St. Joseph	Juvenile Justice Center	Yes
Vanderburgh	No, private facility	No, private facility
Vigo	Juvenile Center	No



SPECIAL NOTE ON EXPENDITURES FOR CRIMINAL INDIGENT EXPENSES

Criminal indigent defense in Indiana is paid through a combination of county funds and partial state reimbursements. Many counties (67 of 92) follow standards established by the Indiana Public Defender Commission for caseload limits and creation of independent public defender boards to qualify for a partial reimbursement of county expenditures for indigent defense costs using Indiana’s annual appropriation to the Public Defense Fund (IC 33-40-6). The Commission is authorized by statute to reimburse all 92 counties for 50% of their defense expenditures in capital (death penalty) cases. Participating counties may also receive reimbursement of up to 40% of their defense expenditures in non-capital felony, juvenile delinquency, and Children in Need of Services and Termination of Parental Rights (CHINS/TPR) cases if the counties follow the Commission’s [standards for defense services](#).

Some independent public defense agencies along with trial courts report indigent defense expenditures directly to IOCS. Indigent defense costs are also reported to the Public Defender Commission. IOCS combines the information from all sources to prepare the following chart.

County	Source	Indigent Defense Cost	County	Source	Indigent Defense Cost
Adams	4	\$178,226	Hancock	3	\$1,644,610
Allen	3	\$1,810,133	Harrison	3	\$238,850
Bartholomew	1	\$646,145	Hendricks	4	\$723,601
Benton	4	\$52,360	Henry	1	\$645,090
Blackford	3	\$132,997	Howard	3	\$2,106,404
Boone	1	\$709,710	Huntington	1	\$576,877
Brown	2	\$79,749	Jackson	4	\$331,011
Carroll	3	\$322,065	Jasper	3	\$515,109
Cass	3	\$315,688	Jay	4	\$172,668
Clark	3	\$2,038,651	Jefferson	3	\$1,314,022
Clay	1	\$335,731	Jennings	3	\$631,843
Clinton	3	\$663,280	Johnson	1	\$985,291
Crawford	2	\$65,738	Knox	4	\$299,064
Daviess	1	\$531,565	Kosciusko	3	\$964,464
Dearborn	1	\$583,353	LaGrange	4	\$108,187
Decatur	3	\$458,128	Lake	3	\$2,234,155
DeKalb	4	\$312,612	LaPorte	4	\$395,319
Delaware	4	\$591,968	Lawrence	4	\$368,763
Dubois	1	\$347,605	Madison	3	\$1,705,581
Elkhart	4	\$1,283,175	Marion	4	\$9,039,428
Fayette	3	\$126,924	Marshall	1	\$427,774
Floyd	3	\$1,185,322	Martin	3	\$260,594
Fountain	3	\$63,375	Miami	2	\$249,782
Franklin	1	\$144,673	Monroe	4	\$944,014
Fulton	4	\$120,889	Montgomery	1	\$607,043
Gibson	2	\$281,507	Morgan	1	\$2,500
Grant	4	\$445,566	Newton	1	\$200,583
Greene	3	\$877,903	Noble	3	\$1,131,388
Hamilton	1	\$2,256,848	Ohio	3	\$131,277

County	Source	Indigent Defense Cost
Orange	3	\$455,785
Owen	3	\$423,211
Parke	4	\$62,062
Perry	3	\$250,000
Pike	3	\$173,748
Porter	1	\$16,049
Posey	1	\$391,168
Pulaski	3	\$363,647
Putnam	1	\$340,647
Randolph	1	\$389,294
Ripley	3	\$237,116
Rush	2	\$155,136
St. Joseph	3	\$3,210,099
Scott	3	\$1,065,423
Shelby	3	\$254,409
Spencer	3	\$477,979
Starke	1	\$97,199
Steuben	3	\$385,714

County	Source	Indigent Defense Cost
Sullivan	3	\$304,376
Switzerland	3	\$227,883
Tippecanoe	3	\$3,598,372
Tipton	1	\$136,501
Union	3	\$45,208
Vanderburgh	4	\$1,203,272
Vermillion	3	\$1,488,892
Vigo	4	\$1,320,337
Wabash	3	\$537,003
Warren	3	\$83,501
Warrick	4	\$222,807
Washington	4	\$272,553
Wayne	1	\$679,350
Wells	1	\$267,364
White	1	\$358,696
Whitley	1	\$289,169
Total		\$65,701,148

Sources:

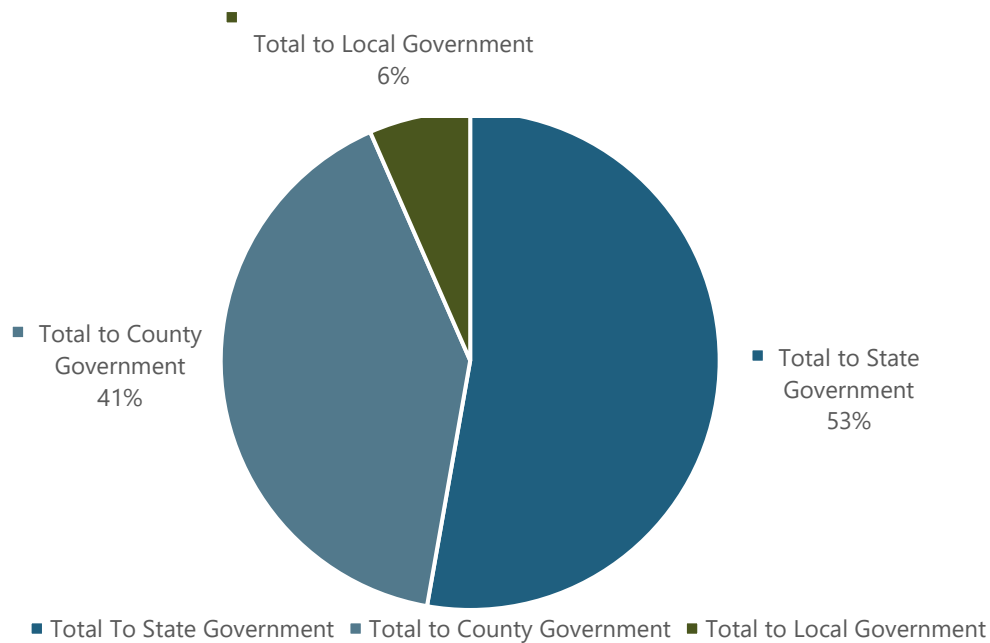
1. Reports to IOCS only
2. Reports to the Public Defender Commission only
3. The greater of the amounts reported to IOCS or the Public Defender Commission
4. A combination of the amounts reported to IOCS and the Public Defender Commission

REVENUE

Trial courts generate revenue primarily from filing fees, court costs, fines, and user fees assessed to litigants. Different fees may be collected from litigants in Indiana courts depending on the case type, court, and nature of the offense. Courts may only assess fines, costs, and fees authorized by statute or Indiana Supreme Court rule.

Revenues generated through the operation of the trial courts are collected, accounted for, and disbursed by the Clerk of the Circuit Court, an independently elected office for each judicial circuit. The Clerk of the Circuit Court also functions as the clerk of the county and, as such, performs many other functions unrelated to court operations, including issuing marriage licenses, coordinating the election board, and conducting elections. Pursuant to statutes, revenues collected by a court are disbursed to state, county or local general funds, user fee funds, or special funds used for specific programs or initiatives.

Revenues generated through the city, town, and the nine Marion County township courts are collected, accounted for, and disbursed by the local clerk or clerk-treasurer. The only direct payment fee is the personal service of process fee charged to small claims litigants in the Marion County Small Claims (township) Courts. This fee is paid to the township constable. Marion County Small Claims (township) Courts have fees unique only to their nine courts. Following the Legislative session, IOCS updates and publishes a fee manual² containing information about filing fees and court costs that may be assessed by a court or clerk.



² [2021 Fee Manual](#) and [2022 Fee Manual](#)

2022 REVENUES GENERATED BY CIRCUIT, SUPERIOR AND PROBATE COURTS

Revenues Generated by Circuit, Superior & Probate Courts	State Funds	County Funds	Local Funds	Total
Revenues Distributed to General Funds				
Court Costs	\$29,298,180	\$11,335,769	\$1,259,885	\$41,893,834
Judicial Salaries Fee	\$9,026,355	\$0	\$0	\$9,026,355
Infraction Judgment Fines	\$3,772,746	\$0	\$0	\$3,772,746
Court Administration Fee	\$2,378,993	\$0	\$0	\$2,378,993
Public Defense Administration Fee	\$2,375,527	\$0	\$0	\$2,375,527
Additional Garnishee Defendants Service Fee	\$0	\$270	\$0	\$270
Civil Action Service of Process Fee	\$0	\$3,559	\$0	\$3,559
Small Claims Service of Process Fee	\$0	\$335,769	\$0	\$335,769
Civil Penalties for Local Ordinance Violations	\$0	\$61,522	\$659,878	\$721,400
Bond Administration Fee	\$0	\$1,463,039	\$0	\$1,463,039
Support Fee	\$44,057	\$62,371	\$0	\$106,428
Document Fee	\$0	\$1,204,591	\$0	\$1,204,591
Interest on Investments	\$0	\$525,476	\$0	\$525,476
Total to General Funds	\$46,895,858	\$14,992,366	\$1,919,763	\$63,807,987
Revenues Distributed to User Funds				
State portion of Drug Abuse, Prosecution Interdiction and Correction Fee	\$432,916	\$0	\$0	\$432,916
State portion of Alcohol Countermeasure Fee	\$848,887	\$0	\$0	\$848,887
State portion of Child Abuse Prevention Fee	\$29,178	\$0	\$0	\$29,178
Highway Work Zone Fee	\$95,067	\$0	\$0	\$95,067
Safe School Fee	\$96,520	\$28,923	\$0	\$125,443
Automated Record Keeping Fee	\$9,320,802	\$0	\$0	\$9,320,802
Domestic Violence and Treatment Fee	\$128,046	\$0	\$0	\$128,046
Total to User Funds	\$10,951,416	\$28,923	\$0	\$10,980,339
Revenue Distributed to Special Funds				
Adult Probation User Fee	\$0	\$10,515,146	\$0	\$10,515,146
Juvenile Probation User Fee	\$0	\$315,848	\$0	\$315,848
Guardian <i>ad Litem</i> Fee	\$0	\$76,398	\$0	\$76,398
Problem-Solving Court User Fee	\$0	\$1,302,624	\$0	\$1,302,624
Reimbursements to Supplemental Public Defender Services Fund†	\$0	\$3,188,313	\$0	\$3,188,313
Alternative Dispute Resolution (ADR) Fee	\$0	\$562,654	\$0	\$562,654
Fines and Forfeitures	\$1,814,561	\$0	\$0	\$1,814,561
Vehicle License Fee	\$293,974	\$0	\$0	\$293,974
Reimbursements to Dept. of Natural Resources	\$16,266	\$0	\$0	\$16,266
Judicial Insurance Adjustment Fee	\$476,922	\$0	\$0	\$476,922
County portion of Drug Abuse, Prosecution, Interdiction, and Correction Fee	\$0	\$1,307,310	\$0	\$1,307,310

Revenues Generated by Circuit, Superior & Probate Courts	State Funds	County Funds	Local Funds	Total
County portion of Alcohol and Drug Countermeasures Fee	\$0	\$2,552,541	\$0	\$2,552,541
County portion of Child Abuse Prevention Fund	\$0	\$866	\$0	\$866
Pro Bono Fee	\$241,896	\$0	\$0	\$241,896
Prosecutorial Pretrial Diversion Fee	\$0	\$4,023,003	\$0	\$4,023,003
Prosecutorial Deferral Program Fee	\$0	\$3,759,022	\$112,730	\$3,871,752
DNA Sample Processing Fee	\$633,175	\$0	\$0	\$633,175
Sexual Assault Victims Assistance Fee	\$74,979	\$0	\$0	\$74,979
Late Surrender Fee	\$0	\$90,050	\$85,793	\$175,843
Late Payment Fee	\$0	\$651,496	\$0	\$651,496
Worksite Speed Limit Judgment	\$356,058	\$0	\$0	\$356,058
Document Storage Fee	\$0	\$2,545,465	\$0	\$2,545,465
Marijuana Eradication Program Fee	\$0	\$32,503	\$0	\$32,503
Jury Fee	\$0	\$459,552	\$0	\$459,552
Alcohol and Drug Services Fee	\$0	\$3,582,310	\$0	\$3,582,310
Law Enforcement Continuing Education Program Fee	\$0	\$581,265	\$217,066	\$798,331
Special Death Benefits Fee	\$255,252	\$0	\$0	\$255,252
Intra-state Transfer Probation Fee	\$0	\$105,228	\$0	\$105,228
Youth Tobacco Civil Penalty	\$25	\$0	\$0	\$25
Automated Record Keeping Fee (Deferred/Deferral Program)	\$23,457	\$0	\$0	\$23,457
Other	\$122,537	\$2,109,885	\$0	\$2,232,422
Total to Special Funds	\$4,309,102	\$37,761,479	\$415,589	\$42,486,170
Total Generated Funds	\$62,156,376	\$52,782,766	\$2,335,351	\$117,274,493

2022 REVENUES GENERATED BY CITY AND TOWN COURTS

Revenues Generated by City and Town Courts	State Funds	County Funds	Local Funds	Total
Revenues Distributed to General Funds				
Court Costs	\$3,249,704	\$1,182,773	\$1,480,064	\$5,912,541
Judicial Salaries Fee	\$993,519	\$0	\$330,840	\$1,324,359
Infraction Judgment Fines	\$1,758,391	\$0	\$0	\$1,758,391
Court Administration Fee	\$339,050	\$0	\$0	\$339,050
Public Defense Administration Fee	\$332,382	\$0	\$0	\$332,382
Additional Garnishee Defendants Service Fee	\$0	\$0	\$0	\$0
Support Fee	\$0	\$0	\$0	\$0
Civil Action Service of Process Fee	\$0	\$950	\$30	\$980
Small Claims Service of Process Fee	\$0	\$2,780	\$0	\$2,780
Civil Penalties for Local Ordinance Violations	\$0	\$10,510	\$710,085	\$720,595
Bond Administration Fee	\$0	\$11,950	\$154,704	\$166,654
Document Fee	\$0	\$61	\$3,351	\$3,412
Interest on Investments	\$0	\$0	\$1,003	\$1,003
Total to General Funds	\$6,673,046	\$1,209,024	\$2,680,077	\$10,562,147
Revenues Distributed to User Funds				
State portion of Drug Abuse, Prosecution Interdiction and Correction Fee	\$21,655	\$0	\$0	\$21,655
State portion of Alcohol and Drug Countermeasures Fee	\$72,146	\$0	\$0	\$72,146
State portion of Child Abuse Prevention Fee	\$50	\$0	\$0	\$50
Highway Work Zone Fee	\$41,853	\$0	\$0	\$41,853
Safe School Fee	\$1,861	\$0	\$620	\$2,481
Automated Record Keeping Fee	\$1,276,493	\$0	\$0	\$1,276,493
Total to User Funds	\$1,414,058	\$0	\$620	\$1,414,678
Revenues Distributed to Special Funds				
Adult Probation User Fee	\$0	\$444,196	\$235,111	\$679,307
Juvenile Probation User Fee	\$0	\$0	\$0	\$0
Guardian <i>ad Litem</i> Fee	\$0	\$0	\$0	\$0
Problem-Solving Court User Fee	\$0	\$0	\$0	\$0
Reimbursements to Supplemental Public Defender Services Fund	\$0	\$119,813	\$29,664	\$149,477
Alternative Dispute Resolution (ADR) Fee	\$0		\$0	\$0
Fines and Forfeitures	\$141,799		\$0	\$141,799
Vehicle License Fee	\$92,869		\$0	\$92,869
Reimbursements to Dept. of Natural Resources	\$7,370		\$0	\$7,370
Judicial Insurance Adjustment Fee	\$67,768		\$0	\$67,768
County portion of Drug Abuse, Prosecution, Interdiction, and Correction Fee	\$0	\$65,121	\$0	\$65,121
County portion of Alcohol and Drug Countermeasures Fee	\$0	\$216,318	\$0	\$216,318
County portion of Child Abuse Prevention Fee	\$0	\$0	\$0	\$0
Domestic Violence and Treatment Fee	\$4,634		\$0	\$4,634
Prosecutorial Pretrial Diversion Fee	\$0	\$236,631	\$473,092	\$709,723
Prosecutorial Deferral Program Fee	\$0	\$257,724	\$789,517	\$1,047,241

Revenues Generated by City and Town Courts	State Funds	County Funds	Local Funds	Total
Pro Bono Fee	\$1,650		\$0	\$1,650
DNA Sample Processing Fee	\$196,565		\$0	\$196,565
Sexual Assault Victims Assistance Fee	\$0		\$0	\$0
Late Surrender Fee	\$0		\$0	\$0
Late Payment Fee	\$0		\$358,822	\$358,822
Worksite Speed Limit Judgment	\$176,833		\$0	\$176,833
Document Storage Fee	\$0	\$12,576	\$360,934	\$373,510
Marijuana Eradication Program Fee	\$0		\$0	\$0
Jury Fee	\$0	\$144,810	\$0	\$144,810
Alcohol and Drug Services Fee	\$0		\$601	\$601
Law Enforcement Continuing Education Program Fee	\$0	\$15,062	\$242,436	\$257,498
Special Death Benefits Fee	\$20,308		\$0	\$20,308
Intrastate Transfer Probation Fee	\$0		\$0	\$0
Youth Tobacco Civil Penalty	\$0		\$0	\$0
Automated Record Keeping Fee (Deferred/Deferral Program)	\$21,668		\$0	\$21,668
Other	\$1,427	\$38,717	\$13,510	\$53,654
Total to Special Funds	\$732,891	\$1,550,968	\$2,503,687	\$4,787,546
Total Generated Funds	\$8,819,993	\$2,759,993	\$5,184,382	\$16,764,368

2022 REVENUES GENERATED BY MARION COUNTY SMALL CLAIMS COURTS

Revenue Generated by Marion County Small Claims Courts	State Funds	County Funds	Local Funds	Other	Total
Revenues Distributed to General Funds					
Judicial Salaries Fee	\$359,529	\$0	\$119,843	\$0	\$479,372
Public Defense Administration	\$159,790	\$0	\$0	\$0	\$159,790
Court Administration Fee – state portion	\$95,874	\$0	\$0	\$0	\$95,874
Filing Docket Fee	\$0	\$0	\$1,094,160	\$0	\$1,094,160
Redocketing Fee	\$0	\$0	\$105,935	\$0	\$105,935
Docket Fee paid to Low Caseload Court	\$0	\$0	\$88,588	\$0	\$88,588
Total to General Funds	\$615,193	\$0	\$1,408,526	\$0	\$2,023,719
Revenues Distributed to User Fee Funds					
Automated Record Keeping Fee	\$639,158	\$0	\$0	\$0	\$639,158
Total to User Fee Funds	\$639,158	\$0	\$0	\$0	\$639,158
Revenues Distributed to Special Funds					
Judicial Insurance Adjustment	\$31,958	\$0	\$0	\$0	\$31,958
Court Administration – township portion	\$0	\$0	\$63,916	\$0	\$63,916
Pro Bono Fee	\$31,958	\$0	\$0	\$0	\$31,958
Document Storage	\$0	\$159,790	\$0	\$0	\$159,790
Other Fees	\$0	\$8	\$3,223	\$0	\$3,231
Total to Special Funds	\$63,916	\$159,798	\$67,139	\$0	\$290,853
Total Generated Funds	\$1,318,267	\$159,798	\$1,475,666	\$0	\$2,953,731
Service of Process Fee for Certified Mail (paid directly to the Constables)				\$0	\$0
Service of Process Fee for Personal Service (paid directly to Constables)				\$890,418	\$890,418

Service of Process fee is not included in the final total as it is paid by the litigants and goes directly to the constables for personal service or certified mail service.

DISTRIBUTION OF REVENUE

Revenue collected by a court is disbursed to state, county, or local general funds, user fee funds, or special funds used for specific programs or initiatives. Marion County Small Claims Courts (townships) have fees unique to their nine courts.

GENERAL REVENUE FUND

A general fund consists of all money paid into the state, county or local treasury not required for a specific purpose by constitution, statute, or local ordinance. The following fees fall into this category:

- Court Administration Fee
- Court Costs (except Marion County Small Claims (Township) Courts)
- Deferred Prosecution Fee (assessed in pretrial diversion programs for certain level 5 and 6 felonies and misdemeanors)
- Infraction Judgment Collections
- Judicial Salaries Fee
- Public Defense Administration Fee
- Support and Maintenance Fee
- Bond Administration Fee
- Civil Action Service Fee
- Civil Garnishee Defendant Service Fee
- Civil Penalties for Local Ordinance Violations
- Document Fee
- Small Claims Garnishee Defendant Service Fee

STATE USER FEE FUND

Statutes require revenue generated from these fees be distributed to the State User Fee Fund:

- Automated Record Keeping Fee
- Child Abuse Prevention Fee
- Countermeasures Fee
- Domestic Violence Prevention & Treatment Fee
- Drug Abuse, Prosecution, Interdiction, and Correction Fee
- Highway Work Zone Fee
- Safe Schools Fee

The State Treasurer administers the State User Fee Fund. Semiannually, the State Treasurer distributes a set amount (currently \$1,288,000) from this fund to the State Auditor to be further distributed in specific percentages set by state statute to other state funds dedicated for specific purposes as follows:

- 14.98% to the Alcohol and Drug Countermeasures Fund
- 8.42% to the Drug Interdiction Fund
- 4.68% to the Drug Prosecution Fund
- 5.62% to the Corrections Drug Abuse Fund
- 22.47% to the State Drug Free Communities Fund
- 7.98% to the Indiana Department of Transportation for use under Ind. Code § 8-23-2-15

- 20.32% to the Family Violence and Victim Assistance Fund

- 15.53% to the Indiana Safe Schools Fund

After each semiannual distribution, the State Treasurer distributes the funds remaining in the State User Fee Fund to the Court Technology Fund established by Ind. Code § 33-24-6-12. See Ind. Code § 33-37-9-4.

COUNTY AND CITY/TOWN USER FEE FUNDS

Each county has a County User Fee Fund, administered by the county auditor, to finance various programs such as a pretrial diversion or deferral program, informal adjustment programs for juveniles, marijuana eradication programs, alcohol and drug services programs, continuing education for law enforcement, payment for jurors, and problem-solving courts.

Every city or town that has established a city or town court is authorized by state statute to have a user fee fund for the purposes of supplementing the funds available to run a pretrial diversion or deferral program, to provide for the continuing education of law enforcement officers, for local problem-solving courts, and for a local alcohol and drug services program. The following fees fall into the County and City/Town User Fee Funds:

- Alcohol and Drug Services Program Fee
- Deferral Program Fee (assessed in deferral programs for infractions and ordinance violations)
- Jury Fee
- Law Enforcement Continuing Education Program Fee
- Marijuana Eradication Program Fee
- Pretrial Diversion Program Fee (assessed in pretrial diversion programs for misdemeanors)
- Problem-Solving Court Fee

State statutes dedicate the revenue generated from these fees/costs to specific programs or initiatives:

- Adult Probation User and Administration Fees
- Alcohol Abuse Deterrent Program Fee and Medical Fee
- Alcohol and Drug Countermeasures Fee
- Alternative Dispute Resolution Fee (ADR)
- Bail Bond Fee
- Child Restraint System Violation Fine
- DNA Sample Processing Fee
- Document Storage Fee
- Drug Abuse, Prosecution, Interdiction and Corrections Fee
- Emergency Medical Services Restitution Fee
- Fines and Forfeitures

- Guardian *ad Litem*/Court Appointed Special Advocate User Fee (Dissolution or Legal Separation Actions)
- Guardian *ad Litem*/Court Appointed Special Advocate User Fee (Juvenile Actions)
- Interstate Probation Transfer Fee
- Intrastate Probation Transfer Fee
- Judicial Insurance Adjustment Fee
- Juvenile Probation User Fees
- Late Surrender Fee
- Late Payment Fee
- Pretrial Services Fee
- Pro Bono Services Fee
- Reimbursement of Incarceration Costs
- Reimbursements to County or Municipality for Public Defense Expenditures
- Reimbursements to Department of Natural Resources
- Service of Process Fee
- Service of Process Fee (civil actions filed outside of Indiana)
- Sexual Assault Victims Assistance Fee
- Special Death Benefit Fee
- Vehicle License Judgments (Overweight Vehicle Cases)
- Worksite Speed Limit Judgments
- Youth Tobacco Civil Penalty

REVENUE UNIQUE TO MARION COUNTY SMALL CLAIMS COURTS

These township courts also assess many of the other fees assessed in small claims case fees heard by county trial courts. The following costs/fees are only assessed by the nine Marion County Small Claims (township) Courts.

- Filing Fee and Township Docket Fee
- Redocketing Fee
- Service of Process Fee (Certified Mail)
- Service of Process Fee (Personal Service)

Ind. Code § 33-34-8-5 requires the Marion Circuit Judge to name two of the nine Marion County Small Claims Courts as low caseload courts. Beginning July 1, 2015, all Marion County Small Claims courts that are not designated as low caseload courts began sending \$1.50 of the township docket fee to the township trustee of each low caseload court on a monthly basis.

CASELOAD STATISTICS OF INDIANA TRIAL COURTS

Ind. Code § 33-24-6-3(a)(2) requires IOCS to collect and compile statistical data on the judicial work of the courts. Each quarter, Indiana trial courts report their caseloads by electronically submitting a Quarterly Case Status Report (QCSR) using the Indiana Courts Online Reports (ICOR) system through INcite, the judicial system's secure extranet for court information. The QCSR reports contain summary information, by case type, on the number of cases filed and pending, the movement of cases between courts via transfer or venue, and the method by which cases were disposed during a reporting period. Due to the significant amount of information and for ease of use, caseload data is published with this report in excel format only.

In addition to the cases administered by a specific court, the QCSR tracks the number of judicial resources available to a court and the time a judge spends hearing cases in another court. The QCSR also captures other case-related information used to administer and improve court projects and initiatives. For example, data is collected tracking the number of cases:

- referred to alternative dispute resolution, .
- requiring the appointment of pauper counsel,
- requiring the services of a court interpreter; and
- requiring the appointment of a Guardian *ad Litem* or court appointed special advocate (juvenile cases only).

Case information is tracked using the case type classification codes outlined in Admin. Rule 8(B)(3). An administrative case type called "court business record" is recorded but is not counted in a court's weighted caseload. Case type designations and categories are as follows.

CRIMINAL CASE TYPES

If a defendant is charged with multiple offenses, the case is counted only one time under the most serious charge. Although the prosecutor may amend the charges after filing, for administrative purposes a case continues with its initial case designation in the statistical reports. Each defendant is assigned his or her own case number.

Beginning July 1, 2014, criminal felony filings, except for Murder, are categorized and reported on the quarterly case status report on ICOR either as Class A felony (FA), Class B felony (FB), Class C felony (FC), Class D felony (FD) or as Felony Level 1 (F1), Felony Level 2 (F2), Felony Level 3 (F3), Felony Level 4 (F4), Felony Level 5 (F5) and Felony Level 6 (F6) depending on when the alleged crime occurred. Felonies occurring prior to July 1, 2014, are reported as a Class A felony (FA), Class B felony (FB), Class C felony (FC), or Class D felony (FD). Felonies occurring on or after July 1, 2014, are reported as a Felony Level 1 (F1), Felony Level 2 (F2), Felony Level 3 (F3), Felony Level 4 (F4), Felony Level 5 (F5) or Felony Level 6 (F6).

MR – Murder: All murder cases are filed under this category. If the State seeks either the death penalty or life without parole, that information is also collected and reported in the QCSR under the additional information section.

CF – Criminal Felony: This category includes all cases filed prior to January 1, 2002, as Murder or Class A, B, and C felonies. Although new filings are not permitted for this category, existing cases with a CF designation are still reported and disposed of in this category. Indiana Admin. Rule 8 was amended by Supreme Court Order 94S00-0101-MS-67 effective January 1, 2002.

FELONIES COMMITTED BETWEEN JANUARY 1, 2002, AND JUNE 30, 2014

FA – Class A Felony: Cases in which the defendant is charged with a crime defined as a Class A felony are filed under the FA category. Examples include kidnapping, voluntary manslaughter with a deadly weapon, and arson involving bodily injury.

FB – Class B Felony: Examples include aggravated battery, rape, child molesting, carjacking, and armed robbery.

FC – Class C Felony: Examples include involuntary manslaughter, robbery, burglary, and reckless homicide.

FD – Class D Felony: All Class D felonies filed on or after January 1, 2002, plus all Class D felonies filed before January 1, 2002, that have the case type DF are filed under the FD category. Examples of crimes in this category include theft, receiving stolen property, computer tampering, and fraud.

FELONIES COMMITTED ON OR AFTER JULY 1, 2014

F1 – Level 1 Felony: Examples include dwelling burglary with serious bodily injury.

F2 – Level 2 Felony: Examples include voluntary manslaughter and armed dwelling burglary.

F3 – Level 3 Felony: Examples include aggravated battery and child molesting.

F4 – Level 4 Felony: Examples include dwelling burglary and dealing in cocaine (1 – 5 grams).

F5 – Level 5 Felony: Examples include kidnapping, involuntary manslaughter, and reckless homicide.

F6 – Level 6 Felony: Examples include theft and battery with moderate bodily injury.

MISDEMEANORS AND OTHER CRIMINAL CASE TYPES

CM – Criminal Misdemeanor: This category includes all criminal cases filed as misdemeanors.

Examples of crimes in this category are criminal trespass, check deception, harassment, and battery.

PC – Post – Conviction Petition: This category includes all petitions for post-conviction relief filed under the Post-Conviction Rules. Although this case type is a civil case, it is listed after the criminal case types on the QCSR and in this report.

MC – Miscellaneous Criminal: This category includes all criminal matters which are not easily classified as felony or misdemeanor and are not part of an ongoing proceeding. An example of a case falling into this category is a probable cause hearing for a criminal charge not yet filed. A search warrant issued before charges are filed, is assigned an MC case and results in a bench disposition. If charges are filed, then a case in the appropriate category is opened.

CIVIL VIOLATIONS

Infractions and Ordinance Violations are civil violation case types. They are listed after the criminal case types on the QCSR and in this report.

IF – Infractions: Infractions are typically traffic-related offenses brought in the name of the State and prosecuted by the prosecuting attorney. Like criminal cases and ordinance violations, multiple offenses (i.e., multiple tickets or citations issued to the same individual or arising from the same circumstances) result in only one case filing.

OV/OE – Ordinance Violations: Local ordinance violations are enforced through court proceedings or a municipal corporation's ordinance violations bureau. Ordinance violation cases are brought in the name of the municipal corporation and prosecuted by the municipal attorney. All moving traffic violations are enforced through a court proceeding. If a local ordinance violation is heard in court, an OV case type is assigned. Local ordinance violations enforced by municipal ordinance violations bureaus are not court cases and, therefore, are not assigned a case type/case number. The OE case type is not currently used.

JUVENILE CASE TYPES

Admin. Rule 1 requires the circuit court clerk to assign a separate case number to each child who is the subject of a juvenile case regardless of familial relationship to another child. Indiana Trial Rules allow cases of related children and other related cases to be joined for hearing.

JC – Juvenile CHINS (Child in Need of Services): This category reflects cases where a child is alleged to be a child in need of services as defined by Ind. Code § 31-34-1-1 et. seq. Examples include a child who is not receiving or is unlikely to receive care, treatment, or rehabilitation without court intervention.

JD – Juvenile Delinquency: Cases in which a child is charged with a delinquent act are filed in this category. Ind. Code § 31-37-1-2 defines a delinquent act as one committed by a child before becoming eighteen (18) years of age and is a criminal offense if committed by an adult. The case is recorded as a new filing when a petition for detention hearing or a petition alleging delinquency is filed.

JS – Juvenile Status: Cases in which a child is charged with committing an offense which is not a crime if committed by an adult are filed in this category. Examples include curfew violations, school truancy, and underage alcohol purchase or consumption.

JP – Juvenile Paternity: This category includes paternity actions filed by any of the parties specified by statute, including the prosecutor. Ind. Code § 31-14-4-1 identifies who may file paternity actions.

JM – Juvenile Miscellaneous: This category applies to juvenile matters not listed in the previous juvenile case type categories including court approval of informal adjustments. An informal adjustment is a disposition by a court order approving a signed agreement resolving a potential juvenile delinquency or CHINS case.

JT – Termination of Parental Rights: This category includes all proceedings for termination of parental rights. In termination of parental rights cases involving multiple children, a separate case number is assigned to each child.

JQ – Juvenile Protective Order: This category only applies to protection order petitions filed by the Indiana Department of Child Services (DCS) under Ind. Code § 31-34-2.3-2 and Ind. Code § 31-34-2.3-5.

CIVIL CASE TYPES

Civil cases are filed when the plaintiff or petitioner seeks monetary damages or court redress.

CP – Civil Plenary: All Civil Plenary cases filed before January 1, 2002, have the CP case type designation. Although new filings are not permitted for this category, existing cases with a CP designation are still reported and disposed of in this category. Indiana Administrative Rule 8 was amended by Supreme Court Order 94S00-0101-MS-67 effective January 1, 2002.

PL – Civil Plenary: All Civil Plenary cases filed on or after January 1, 2002, receive the PL designation. Basic civil cases, not otherwise specifically included as separate categories, are filed with this designation. These cases may be more complex, and do not involve mortgage foreclosure or the collection of outstanding debt. Frequently cases involving contract disputes and actions seeking equitable or injunctive relief are assigned this case type.

MF – Mortgage Foreclosure: All Mortgage Foreclosure cases filed after January 1, 2002, are reported in this category.

CC – Civil Collection: All Civil Collections filed after January 1, 2002, are reported in this category, and may include the following: suits on notes and accounts, general collection suits, landlord/tenant suits for collection, ejectment, and tax warrants. If these cases are filed on the small claims docket of a court or the small claims division of a multi-division court, the SC case type is used.

CT – Civil Tort: Cases founded in tort and filed on the regular civil docket of the court are included in this category. Small claims, which also could be founded in tort, are included in a separate category.

SC – Small Claims: Cases filed on the small claims docket of the circuit or superior court as established by Ind. Code §. 33-28-3-2 et seq., Ind. Code §. 33-29-2-2 et seq., and Small Claims Rule 1 receive this case type. When cases are transferred from the small claims docket to the plenary docket, a filing fee is charged, and the claim loses its small claim status. [Ind. Code §33-29-2-7(d)] While city and town courts may have cases that fall within the monetary limits of small claims jurisdiction, those cases are not defined as small claims by the statutes cited above and are filed as PL (Civil Plenary) or CC (Civil Collections) cases depending upon the nature of the action.

Effective July 1, 2021, the jurisdictional limit for Small Claims cases was increased to \$10,000.00.

EV – Eviction: Effective January 1, 2021, EV case type was established for Evictions. This case type allows tracking the number of eviction cases filed in the courts. The case type is used for residential or commercial evictions including claims for related damages. An EV case can be filed on either the small claims docket or the civil docket depending on the amount in controversy.

DR – Domestic Relations: Actions involving petitions for dissolution of marriage, legal separation, and petitions to establish child support are filed in this category. This case type is no longer used for new filings after December 31, 2016.

DC – Domestic Relations with Children: Actions involving petitions for dissolution of marriage, legal separation, and petitions to establish child support where the family unit involves children are filed in this category. This new case type was effective January 1, 2017, for new filings.

DN – Domestic Relations Not Involving Children: Actions involving petitions for dissolution of marriage and legal separation where the family unit does not involve children are filed in this category. This new case type was effective January 1, 2017, for new filings

RS – Reciprocal Support: Actions for reciprocal enforcement of child support and petitions for modification of support or custody and/or support under the 2007 Amended Uniform Child Custody Jurisdiction Act are filed under this case type.

MH – Mental Health: Proceedings involving mental health commitments, including temporary commitments, regular commitment, or termination of a commitment are filed under this case type.

AD – Adoption: Petitions for adoption are filed under this case type. Commencing on January 1, 2002, petitions seeking release of adoption records are also filed under this case type.

ES – Supervised Estates: All probate estates are filed under this category unless the court grants a petition for unsupervised administration (see EU case type below).

EU – Unsupervised Estates: Probate estates for which a petition requesting unsupervised administration is filed along with a petition for probate of the will and letters testamentary or for appointment of an administrator are filed under this case type. If a court revokes an order for the unsupervised administration of an estate pursuant to Ind. Code § 29-1-7.5-2(d), the case type is changed to the ES case type.

EM – Miscellaneous Estate Matters: All matters related to estates that do not require payment of a filing fee are filed under this case type. Examples include pleadings related to filing inheritance tax returns, spreading of the will of record (Ind. Code § 29-1-7-4), opening bank lock boxes, and objections to probate of will (Ind. Code § 29-1-7-16).

GU – Guardianship: Petitions for appointment of guardians are filed under this case type. A guardianship case is considered “closed” when the court enters an order appointing and approving the guardianship.

GM (Guardianship Miscellaneous): A new case type as of January 1, 2020. This case type is used for proceedings filed under Ind. Code § 29-3-4 which include petitions for protective orders for the benefit of a person who has been adjudicated an incapacitated person or a minor who owns property or has income that requires management/protection, has financial/business affairs that may be jeopardized or impaired, or has property that needs to be managed to provide for support of the incapacitated person.

TP – Tax Petition: A new case type effective January 1, 2017. The buyer at the tax sale must send certified mail notices to all owners within nine months of the sale allowing the owner to redeem the property by the end of the one-year period. The existing owner of the property has one year to redeem the property after a tax sale. If the owner does not redeem, the tax sale buyer of the property may petition the court for a deed. This petition for a deed is filed as a TP case type.

TR – Trusts: This case type includes trust matters before the court including trusts that have been created through an estate and are separately docketed and reported from the estate or trusts that by their terms require court docketing.

TS – Tax Sale: TS became a new case type on January 1, 2017. After a landowner has been delinquent on taxes for three periods (one and a half years), the county treasurer, on or before July 1 or 51 days after the tax payment due date, certifies the list of eligible parcels for tax sale. See Ind. Code § 6-1.1-24-1(a). The county auditor then sends a certified notice and publishes newspaper advertisements alerting the landowner of the lien on the property and that it will be sold at a tax sale. If the landowner does not pay the delinquent taxes, the auditor files an Application for Judgment for the collection of the unpaid tax liens and this application, which may relate to multiple properties and owners, is docketed as a single TS case. See Ind. Code § 6-1.1-24-4.6(b).

PO – Protective Order: New petitions for protective orders which are not part of an ongoing process (such as marriage dissolution) are filed in this category. However, if

the parties later file a petition for dissolution, the cases are still separate for reporting, enforcement, and retention purposes.

XP – Expungement: This is a new case type as of July 1, 2015, and includes expungement petitions filed under Ind. Code § 35-38-9.

MI – Civil Miscellaneous: Routine civil matters which are not easily categorized in other areas, and which are not part of any other pending litigation are reported in this category. Examples are petitions for name change, appointments of appraisers, petitions for emancipation, a proceeding to reinstate a driver’s license that was administratively suspended, a Habeas Corpus case from DOC, and marriage waivers.

COURT BUSINESS RECORD

CB – Court Business Record: This category is intended for non-case specific matters, such as the appointment of a judge PRO TEM, drawing the jury, adopting, or amending local rules, or recording a foreign protective order. This designation provides a way to number and find records that do not pertain to any specific case. These matters are not counted as cases and do not affect the court’s weighted caseload.

METHODS OF DISPOSITION

The Quarterly Case Status Reports also include summary dispositional information. A brief description of each method of disposition follows:

Jury Trial: This category reflects cases where a trial was begun with a jury. This type of disposition is limited to cases where the jury is seated and sworn, and the court has received evidence, and the jury rendered a verdict, or the case was resolved in some manner prior to the announcement of a verdict.

Bench Trial: Cases are disposed in this category by the court after a trial without a jury in which a witness has been sworn in to testify and the court entered a judgment, or the case was resolved prior to the announcement of a judgment.

Bench Disposition: Cases that are disposed by final judicial determination of an issue, but where no witnesses are sworn, and no evidence is introduced, are counted in this category. These dispositions include decisions on motions for summary judgment, hearings on other dispositive motions, and settled cases in which the parties tender an agreed judgment to the court for approval which can then be enforced through proceedings supplemental to execution. Approval of informal adjustments in juvenile matters and issuance of search warrants unrelated to any pending case also generally fall into this category.

Dismissed: This category applies to cases which are dismissed either by the court on its own motion (Indiana Trial Rule 41I), upon the motion of a party, or upon an agreed entry as the result of settlement between the parties.

Default: This category is applicable only in civil cases, infractions, and ordinance violations where the defendant fails to follow Indiana Trial Rules and a judgment of default is entered by the court.

Deferred/Diverted: If a prosecutor and defendant agree to defer prosecution or if the defendant enters a diversion program, the case is disposed in this category. Although the case is not formally dismissed until the deferral obligations are completed, this category allows criminal courts to reduce their pending caseloads by the number of cases where the cases will be dismissed. Likewise, even though diversion programs are often part of a guilty plea, they fall into this category as a way for the state to track the number of defendants consenting to the diversion programs.

Guilty Plea/Admission: Cases in which the defendant pleads guilty to an offense or admits to the commission of an infraction or ordinance violation are counted under this category. Infraction and ordinance violation cases are only reflected in this disposition category if the case comes before the court for decision. Admission by mail or through a court clerk or violations bureau clerk is counted as being disposed of by a traffic violations bureau. Also included in this category are dispositions of juvenile cases where the juvenile admits the claims, the father admits paternity, and a party admits to the claims in the protective order.

Traffic Violations Bureau: This disposition category only applies to infraction and ordinance violations. Ind. Code § 34-28-5-7 allows any court to set up a traffic violations bureau and appoint a violations clerk to serve under the direction of the court. The court must designate those traffic violations that are within the authority of the violations clerk. This category is used when the defendant chooses to pay the penalty for the violation by mailing or delivering payment to the violations clerk or by making payment online and without going to court.

Closed: Routine closing of an estate or adoption proceeding, as well as the routine termination of a trust or guardianship, are counted in this disposition type. Also included in this category are cases where the defendant has filed bankruptcy, or the case is removed to federal court.

FTA/FTP: This category includes ordinance violation cases and infraction cases in which the defendant fails to appear or fails to pay. Once counted in this category, the case is not recounted even if the defendant later appears, pays, or proceeds to a full trial.

Other: Any case disposition not accounted for in the preceding categories is included here. Example: a case was opened in error.

MOVEMENT OF CASES

In addition to cases filed and disposed of, cases may be venued or transferred between courts.

Venued In/Out: Cases filed in a court that are later moved to another county for any reason are listed in this category.

Transferred In/Out: Cases transferred from one court to another within the same county, or from one court docket to another (such as a move from small claims docket to the civil plenary docket), are recorded here. In the event a motion for change of venue from the judge results in a transfer of the case to another court in the same county, the case is also counted in this category.

For more detailed information about case assignment and case disposition, please refer to the instructions for reporting requirements (QCSR Application Guide), the Case Type Quick Reference Guide and the Administrative Manual at courts.in.gov.

CASE TYPES AND ABBREVIATIONS

	Case Type	Abbreviation	Case Type	Abbreviation
Criminal	Murder	MR	Level 1 Felony	F1
	Life without Parole**	LP**	Level 2 Felony	F2
	Death Penalty**	DP**	Level 3 Felony	F3
	Felony* (Prior to 1/1/02)	CF*	Level 4 Felony	F4
	A Felony	FA	Level 5 Felony	F5
	B Felony	FB	Level 6 Felony	F6
	C Felony	FC	Post-Conviction Relief	PC
	D Felony	FD	Criminal Misdemeanor	CM
			Miscellaneous Criminal	MC
Civil Violations	Infractions	IF	Ordinance Violations	OV/OE*
Juvenile	Juvenile CHINS	JC	Juvenile Paternity	JP
	Juvenile Delinquency	JD	Juvenile Miscellaneous	JM
	Juvenile Status	JS	Juvenile Termination of Parental Rights	JT
	Juvenile Protection Order	JQ		
Civil	Civil Plenary* (Prior to 1/1/02)	CP*	Estates – Supervised	ES
	Civil Plenary (Filed after 1/1/02)	PL	Estates – Unsupervised	EU
	Mortgage Foreclosure	MF	Estates – Miscellaneous	EM
	Civil Collections	CC	Guardianship	GU
	Civil Tort	CT	Guardianship Misc.	GM
	Small Claims	SC	Trusts	TR
	Eviction	EV	Protective Orders	PO
	Domestic Relations*	DR*	Expungements	XP
	Domestic Relation with Children	DC	Civil Miscellaneous	MI
	Domestic Relation No Children	DN	Court Business (Administrative Case Type)	CB
	Reciprocal Support	RS	Tax Sale	TS
	Mental Health	MH	Tax Petition	TP
	Adoption	AD		

*These case types are no longer used for new filings.

**These case types are subtypes of Murder and are used for statistical reporting purposes only.

COURT SERVICES INFORMATION

The cases filed in the courts are assigned to a particular court according to the county's caseload allocation plan. Various court services are provided based on the individual needs of the litigants and the judges. The following are services and judicial provisions tracked on the quarterly statistical forms.

Special Judge Service: In accordance with T.R. 76, 79, and 79.1, and Criminal Rule 13, a special judge can assume jurisdiction over a case. Courts report cases where the reporting judge serves as a special judge on another court's cases and a special judge is serving in the reporting court. The assignment of a special judge is reported in the quarter in which the special judge is assigned.

Cases with Unrepresented (Pro Se) Litigants: Courts report cases in this case type category if a party proceeds without attorney representation at any point in the case while the case remains open. A case is only reported once, even if several parties are without attorney representation, or if the litigant's representation status changes one or more times during the case. The criminal and juvenile courts count a criminal or juvenile case as unrepresented if, after the hearing in which the defendant is offered an attorney, the defendant refuses one and acts on his/her own behalf thereafter. For a civil case, the courts decide unrepresented status starting from the moment the complaint or petition is filed. If a plaintiff files a civil case without the assistance of an attorney, the court counts that case as unrepresented. If a defendant files a document or attends a hearing without an attorney, the court counts the case as unrepresented, unless the plaintiff's unrepresented status was already reported. Frequently, courts that exercise small claims jurisdiction and/or handle infractions and ordinance violations have multiple cases falling into this category. Litigants who are defaulted are not counted as unrepresented since information about representation was not obtained. A case may be counted as unrepresented at any time the court believes at least one party is acting on his or her behalf without the assistance of counsel. Each case may be counted a maximum of one time as unrepresented in the life of the case. Courts may look to appearance forms, filings (if a person files something or appears without an attorney), attendance at hearings without attorney representation or any other factor for this determination. The Indiana Supreme Court uses the statistics reported on this line to provide enhanced resources tailored for unrepresented litigants. Litigants previously called Pro Se are now called Unrepresented Litigants.

Cases Referred to Alternative Dispute Resolution: As defined by Indiana Alternative Dispute Resolution Rule 1.1, recognized alternative dispute resolution (ADR) methods include arbitration, mediation, conciliation, facilitation, mini-trials, summary jury trials, private judges, convening or conflict assessment, neutral evaluation and fact-finding, multi-door case allocations, and negotiated rulemaking. A court may order any covered case to go ahead with a form of ADR before conducting further court proceedings. If ADR is successful on all issues before the court, then the court will report the case dismissed as the disposition type. Regardless of whether ADR is successful, the courts report the referral on the quarterly statistical report in

the quarter of the ADR referral. These statistics are used by the Indiana Supreme Court to encourage ADR plans and other services for the courts in resolving the cases outside of the courtrooms. Currently, IOCS administers Family Court ADR plans for domestic relations cases and juvenile paternity cases.

Appointment of Public Defenders: Courts report the cases where a public defender was appointed at county expense or partial county expense.

Appointment of GAL/CASA: Guardians *ad Litem* (GAL) and Court Appointed Special Advocates (CASA) are reported in certain case type categories and the reported numbers correspond with the related county GAL/CASA program. The Indiana Supreme Court uses these statistics to support grant proposals and identify counties in need of more resources. Courts report the case in the first quarter in which a guardian or advocate is appointed during the life of the case.

Use of Court Interpreters: Courts report the appointment of a court interpreter as well as the language interpreted in the first quarter that the interpreter is used in the case. The Indiana Court Interpreter Program currently offers certification opportunities in eighteen languages, including Spanish, Mandarin, Polish, Vietnamese, and Korean.

For more detailed information regarding case assignment and case disposition, consult the QCSR Application Guide, the Case Type Quick Reference, and the Trial Court Administrative Manual. These three resources can be found at courts.in.gov.

CASE FILINGS

CASES FILED – ALL COURTS

Cases Filed – All Courts	2013	2014	2015	2016	2017	2018	2019	2020	2021	2022
Criminal										
Murder	246	271	232	243	223	261	235	319	327	332
Class A Felony	2,514	2,173	345	141	82	100	55	53	43	50
Class B Felony	7,300	4,922	391	85	57	38	19	25	20	17
Class C Felony	9,391	6,285	761	407	295	203	103	100	115	58
Class D Felony	52,579	28,597	1,023	559	346	128	69	118	93	82
Level 1 Felony	-	159	421	487	471	503	538	610	636	628
Level 2 Felony	-	409	1,261	1,467	1,716	1,843	1,989	1,883	2,097	1,896
Level 3 Felony	-	869	2,152	2,374	2,512	2,483	2,446	2,185	2,219	2,091
Level 4 Felony	-	1,283	3,162	3,592	3,555	3,521	3,479	3,204	3,406	3,288
Level 5 Felony	-	3,755	9,966	10,679	11,238	11,222	11,045	10,556	11,117	10,939
Level 6 Felony	-	17,601	43,868	50,581	56,511	57,942	58,016	52,863	52,685	49,521
Misdemeanor	151,853	138,384	140,161	144,136	148,641	144,833	141,887	113,195	111,514	110,571
Post-Conviction	1,349	987	1,035	1,068	1,000	961	948	870	721	792
Misc. Criminal	37,855	44,922	51,023	56,006	61,635	67,169	72,791	64,901	73,444	72,670
Sub-Total	263,087	250,617	255,801	271,825	288,282	291,207	293,620	250,882	258,437	252,935
Civil Violations										
Infractions	601,209	477,450	501,825	455,192	458,359	410,891	396,331	259,651	298,418	295,628
Ord. Violations	95,746	85,420	78,406	64,821	59,634	53,736	47,814	32,644	31,909	33,652
Sub-Total	696,955	562,870	580,231	520,013	517,993	464,627	444,145	292,295	330,327	329,280
Juvenile										
CHINS	12,114	14,227	17,491	20,063	20,068	15,375	13,610	12,208	10,406	8,894
Delinquency	17,818	15,350	14,297	13,804	13,638	11,936	11,409	8,545	8,145	9,728
Status	3,653	3,915	4,149	3,426	3,787	3,639	3,890	3,792	3,048	2,902
Paternity	18,626	18,512	15,982	16,375	14,673	14,343	15,582	10,910	12,791	12,639
Miscellaneous	12,876	12,743	13,821	14,547	15,607	14,551	14,396	12,145	11,894	10,644
Term. Par. Right	2,355	2,648	3,121	4,284	4,844	5,657	5,700	4,820	4,670	3,926
Protection Order	-	-	-	-	-	44	32	13	21	9
Sub-Total	67,442	67,395	68,861	72,499	72,617	65,545	64,619	52,433	50,975	48,742
Civil										
Plenary	15,625	15,929	14,521	16,239	13,640	12,153	11,763	10,616	11,082	8,896
Mortgage Fore.	24,320	19,486	19,023	15,752	15,153	13,438	13,287	4,311	2,989	9,931
Civil Collections	62,328	67,683	56,762	65,555	72,981	90,511	106,437	75,917	80,895	70,804
Tort	11,329	11,417	11,376	11,899	11,879	12,730	11,982	12,136	11,292	11,172
Small Claims	252,594	233,761	226,092	209,698	195,160	195,862	174,252	114,329	79,728	71,177
Eviction	-	-	-	-	-	-	-	-	50,767	68,231
Domestic Rel.	35,102	33,563	32,822	31,754	-	-	-	-	-	-
Domestic Rel. W/Child	-	-	-	-	15,522	14,756	14,677	12,939	13,472	12,503
Domestic Rel. No Child	-	-	-	-	15,996	15,850	15,947	14,609	15,633	14,674

Cases Filed – All Courts	2013	2014	2015	2016	2017	2018	2019	2020	2021	2022
Recip. Support	2,520	2,286	2,395	2,172	1,724	1,679	1,852	1,244	1,336	1,315
Mental Health	9,538	10,373	11,657	13,477	15,188	15,821	17,822	18,061	18,889	19,035
Protective Ord.	33,755	31,943	32,886	35,189	35,944	34,444	34,896	32,200	36,107	37,372
Expungement	-	-	2,572	6,660	7,303	7,493	8,632	9,268	10,439	10,240
Tax Sale	15,696	18,325	19,749	16,834	15,640	15,858	16,503	15,554	16,483	140
Tax Petition	-	-	-	-	118	179	229	115	176	3,996
Miscellaneous	-	-	-	-	4,553	5,687	6,505	4,077	5,220	15,585
Sub-Total	462,807	444,766	429,855	425,229	420,801	436,461	434,784	325,376	354,508	355,071
Probate/ Adoption										
Adoption	3,424	3,581	3,593	4,159	4,752	4,876	5,149	4,702	4,749	4,369
Estate	15,076	14,113	-	-	-	-	-	-	-	-
Estate-Supv.	-	-	6,506	3,296	2,639	2,453	2,139	2,267	3,108	2,810
Estate-Un-Supv.	-	-	6,608	8,185	8,793	8,876	9,107	10,398	12,226	11,862
Estate- Misc.	-	-	2,487	3,055	3,303	3,514	3,605	3,748	4,035	4,049
Guardianship	6,857	7,083	7,390	8,004	8,108	8,637	8,301	7,636	8,439	7,964
Guardianship Misc.	-	-	-	-	-	-	-	425	370	417
Trusts	499	484	455	449	437	402	392	395	323	294
Sub-Total	25,856	25,261	27,039	27,148	28,032	28,758	28,693	29,571	33,250	31,765
Grand Total	1,516,147	1,350,909	1,361,787	1,316,714	1,327,725	1,286,598	1,265,861	950,557	1,027,497	1,017,793

CASES FILED – COURTS OF RECORD

Cases Filed – Courts of Records	2013	2014	2015	2016	2017	2018	2019	2020	2021	2022
Criminal										
Murder	246	271	232	243	223	261	235	319	327	332
Class A Felony	2,514	2,173	345	141	82	100	55	53	43	50
Class B Felony	7,300	4,922	391	85	57	38	19	25	20	17
Class C Felony	9,391	6,285	761	407	295	203	103	100	115	58
Class D Felony	52,579	28,597	1,023	559	346	128	69	118	93	82
Level 1 Felony	-	159	421	487	471	503	538	610	536	628
Level 2 Felony	-	409	1,261	1,467	1,716	1,843	1,989	1,883	2,097	1,896
Level 3 Felony	-	869	2,152	2,374	2,512	2,483	2,446	2,185	2,219	2,091
Level 4 Felony	-	1,283	3,162	3,592	3,555	3,521	3,479	3,204	3,406	3,288
Level 5 Felony	-	3,755	9,966	10,679	11,238	11,222	11,045	10,556	11,117	10,939
Level 6 Felony	-	17,601	43,868	50,581	56,511	57,942	58,016	52,863	52,685	49,521
Misdemeanor	117,085	105,601	108,118	114,025	119,292	115,585	115,502	91,216	91,205	87,276
Post-Conviction	1,349	987	1,035	1,068	1,000	961	948	870	721	792
Misc. Criminal	37,280	44,473	50,818	55,869	61,503	67,016	72,657	64,679	73,398	72,616
Sub-Total	227,744	217,385	223,553	241,577	258,801	261,806	267,101	228,681	238,082	229,586
Civil Violations										
Infractions	395,604	308,907	335,174	305,624	319,837	292,689	292,248	190,812	221,127	218,189
Ord. Violations	42,483	35,131	30,216	25,253	22,595	21,884	19,895	14,634	13,897	17,080
Sub-Total	438,087	344,038	365,390	330,877	342,432	314,573	312,143	205,446	235,024	235,269
Juvenile										
CHINS	12,114	14,227	17,491	20,063	20,068	15,375	13,610	12,208	10,406	8,894
Delinquency	17,818	15,350	14,297	13,804	13,638	11,936	11,409	8,545	8,145	9,728
Status	3,653	3,915	4,149	3,426	3,787	3,639	3,890	3,792	3,048	2,902
Paternity	18,626	18,512	15,982	16,375	14,673	14,343	15,582	10,910	12,791	12,639
Miscellaneous	12,876	12,743	13,821	14,547	15,607	14,551	14,396	12,145	11,894	10,644
Term. Par. Right	2,355	2,648	3,121	4,284	4,844	5,657	5,700	4,820	4,670	3,926
Protection Order	-	-	-	-	-	44	32	13	21	9
Sub-Total	67,442	67,395	68,861	72,499	72,617	65,545	64,619	52,433	50,975	48,742
Civil										
Plenary	10,037	10,299	9,338	9,294	8,810	9,343	10,340	10,481	10,863	8,721
Mortgage Fore.	24,320	19,486	19,023	15,752	15,153	13,438	13,287	4,311	2,989	9,931
Civil Collections	61,580	66,814	55,975	64,652	72,205	87,722	103,832	74,229	79,729	69,178
Tort	11,329	11,417	11,376	11,899	11,879	12,730	11,982	12,136	11,292	11,172
Small Claims	189,105	177,934	171,529	152,629	144,960	146,983	174,252	114,329	79,726	71,177
Eviction									49,317	67,546
Domestic Rel.	35,102	33,563	32,822	31,754	-	-	-	-	-	-
Domestic Rel. W/Child	-	-	-	-	15,522	14,756	14,677	12,939	13,472	12,503
Domestic Rel. No Child	-	-	-	-	15,996	15,850	15,947	14,609	15,633	14,674
Recip. Support	2,520	2,286	2,395	2,172	1,724	1,679	1,852	1,244	1,336	1,315
Mental Health	9,538	10,373	11,657	13,477	15,188	15,821	17,822	18,061	18,889	19,035

Cases Filed – Courts of Records	2013	2014	2015	2016	2017	2018	2019	2020	2021	2022
Protective Ord.	33,755	31,943	32,882	35,189	35,944	34,444	34,896	32,200	36,107	37,372
Expungement	-	-	2,572	6,660	7,302	7,493	8,631	9,268	10,439	10,240
Tax Sale	-	-	-	-	118	179	229	115	176	140
Tax Petition	-	-	-	-	4,553	5,687	6,505	4,077	5,220	3,996
Miscellaneous	15,680	18,309	19,741	16,830	15,604	15,795	16,479	15,552	16,475	15,585
Sub-Total	392,966	382,424	369,310	360,308	364,958	381,920	430,731	323,551	351,663	352,585
Probate/ Adoption										
Adoption	3,424	3,581	3,593	4,159	4,752	4,876	5,149	4,702	4,749	4,369
Estate	15,076	14,113	-	-	-	-	-	-	-	-
Estate-Supv.	-	-	6,506	3,296	2,639	2,453	2,139	2,267	3,108	2,810
Estate-Un-Supv.	-	-	6,608	8,185	8,793	8,876	9,107	10,398	12,226	11,862
Estate- Misc.	-	-	2,487	3,055	3,303	3,514	3,605	3,748	4,035	4,049
Guardianship	6,857	7,083	7,390	8,004	8,108	8,637	8,301	7,636	8,439	7,964
Guardianship Misc.	-	-	-	-	-	-	-	425	370	417
Trusts	456	484	455	449	437	402	392	395	323	294
Sub-Total	25,813	25,261	27,039	27,148	28,032	28,758	28,693	29,571	33,250	31,765
Grand Total	1,152,052	1,036,503	1,054,153	1,032,409	1,066,840	1,052,602	1,103,287	839,682	908,994	897,947

CASES FILED – CITY AND TOWN COURTS

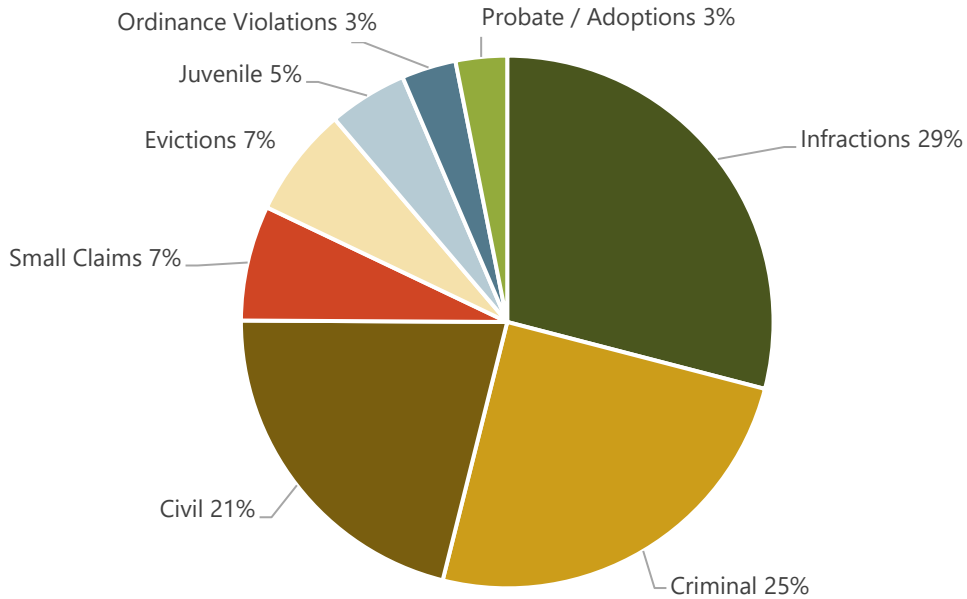
Cases Filed – City and Town Courts	2013	2014	2015	2016	2017	2018	2019	2020	2021	2022
Criminal										
Misdemeanor	34,768	32,783	32,043	30,111	29,349	29,248	26,385	21,979	20,309	23,295
Misc. Criminal	575	449	205	137	132	153	134	222	46	54
Sub-Total	35,343	33,232	32,248	30,248	29,481	29,401	26,519	22,201	20,355	23,349
Civil Violations										
Infractions	205,605	168,543	166,651	149,545	138,522	118,202	104,083	68,839	77,291	77,439
Ord. Violations	53,263	50,289	48,190	39,568	37,039	31,852	27,919	18,010	18,012	16,572
Sub-Total	258,868	218,832	214,841	189,113	175,561	150,054	132,002	86,849	95,303	94,011
Civil										
Plenary	5,588	5,630	5,183	6,945	4,830	2,810	1,423	135	219	175
Civil Collections	748	869	787	903	776	2,789	2,605	1,688	1,166	1,626
Small Claims	63,489	55,827	54,563	57,069	50,200	48,879	0	0	2	0
Eviction	-	-	-	-	-	-	-	-	1,450	685
Mental Health	-	-	4	-	-	-	-	-	-	-
Protective Ord.	-	-	-	-	1	-	-	-	-	-
Expungement	-	-	-	-	-	-	1	-	-	-
Miscellaneous	16	16	8	4	36	63	24	2	8	0
Sub-Total	69,841	62,342	60,545	64,921	55,842	54,541	4,053	1,825	2,845	2,486
Probate										
Trusts	-	43	-	-	-	-	-	-	-	-
Sub-Total	-	43	-	-	-	-	-	-	-	-
Grand Total	364,095	314,406	307,634	284,305	260,885	233,996	162,574	110,875	118,503	119,846

Marion County Small Claims courts are now courts of record and are no longer included in this table beginning with 2019 data.

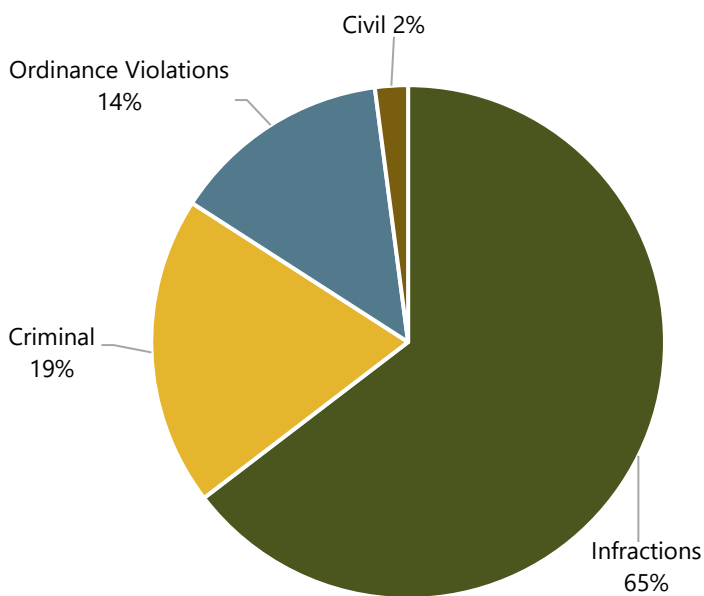
SUMMARY OF NEW FILINGS BY GENERAL CASE TYPE

The Infraction case type makes up the highest number of new filings for courts of record, and city and town courts. The amount of time required to decide these cases is small in comparison to other case types.

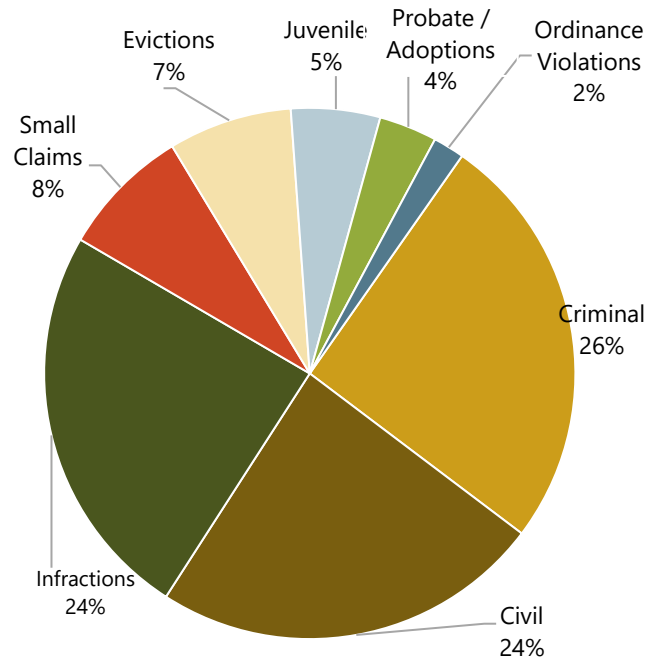
Filings - All Courts



Filings - City and Town Courts



Filings - Courts of Record



CASE DISPOSITIONS

CASES DISPOSED – ALL COURTS

Cases Disposed – All Courts	2013	2014	2015	2016	2017	2018	2019	2020	2021	2022
Criminal										
Murder	235	446	271	215	226	225	261	149	257	278
Felony	922	165	302	277	117	2,428	295	62	89	88
Class A Felony	2,467	2,785	1,510	601	358	215	176	98	206	112
Class B Felony	7,524	7,192	3,232	1,026	477	268	170	84	95	164
Class C Felony	10,143	8,733	3,958	1,575	1,003	710	388	219	238	345
Class D Felony	53,954	45,064	15,694	5,268	2,869	3,698	1,890	980	641	733
Level 1 Felony	-	13	153	308	488	435	490	337	455	546
Level 2 Felony	-	25	505	948	1,379	1,685	1,663	1,349	1,754	1,955
Level 3 Felony	-	80	1,142	1,806	2,192	2,306	2,342	1,663	1,997	2,201
Level 4 Felony	-	135	1,734	2,757	3,229	3,406	3,281	2,585	2,905	3,202
Level 5 Felony	-	601	5,900	8,851	10,273	10,754	10,537	8,307	10,016	10,888
Level 6 Felony	-	3,613	28,970	42,008	48,821	53,456	56,040	41,960	50,279	53,247
Misdemeanor	155,542	152,944	131,812	134,314	138,378	148,723	143,389	99,773	113,828	116,511
Post-Conviction	800	1,218	961	769	871	766	866	619	618	842
Misc. Criminal	37,214	44,903	50,407	55,085	60,033	68,057	71,359	62,817	70,210	72,151
Sub-Total	268,801	267,917	246,551	255,808	270,714	297,132	293,148	221,002	253,588	263,263
Civil Violations										
Infractions	587,311	548,443	494,761	455,091	446,089	413,377	398,079	265,906	298,646	295,576
Ord. Violations	83,334	87,116	76,504	63,626	60,964	54,724	50,296	33,916	32,846	33,668
Sub-Total	670,645	635,559	571,265	518,717	507,053	468,101	448,375	299,822	331,492	329,244
Juvenile										
CHINS	11,214	12,088	15,348	17,061	18,387	17,911	14,170	11,326	10,454	8,745
Delinquency	17,117	14,925	15,023	13,038	12,422	11,630	10,655	8,489	7,941	8,939
Status	3,515	3,165	5,017	3,303	3,561	3,458	3,257	2,782	2,735	2,362
Paternity	18,023	18,178	16,893	14,886	20,967	13,575	13,830	8,255	10,521	11,972
Miscellaneous	11,919	11,134	14,492	13,532	13,970	13,917	13,623	11,367	10,440	9,686
Term. Par. Right	2,073	2,110	2,586	3,154	4,182	5,007	6,105	4,360	4,340	3,719
Protection Order	-	-	-	-	-	26	16	4	12	46
Sub-Total	63,861	61,600	69,359	64,974	73,489	65,524	61,656	46,583	46,443	45,469
Civil										
Plenary	16,806	16,806	11,503	12,890	11,439	12,062	17,080	12,796	9,687	11,649
Mortgage Fore.	33,644	31,566	22,341	20,113	18,784	16,918	14,165	13,617	7,046	8,469
Civil Collections	72,388	67,813	64,672	57,885	59,497	66,710	76,518	97,691	79,312	78,548
Tort	9,655	10,788	10,905	11,198	11,294	10,995	11,060	11,631	10,483	12,040
Small Claims	238,358	245,668	243,776	274,315	204,743	196,665	206,165	221,092	113,161	89,883
Evictions	-	-	-	-	-	-	-	-	-	59,368
Domestic Rel.	42,018	42,606	33,841	34,596	32,174	17,092	4,933	3,075	1,603	2,129
Domestic Rel. W/Child	-	-	-	-	-	6,754	11,998	12,812	12,391	13,159
Domestic Rel. No Child	-	-	-	-	-	9,001	13,669	14,336	13,809	15,206
Recip. Support	3,016	2,054	2,225	2,268	3,085	1,509	1,876	1,844	859	1,473

Cases Disposed – All Courts	2013	2014	2015	2016	2017	2018	2019	2020	2021	2022
Mental Health	8,531	9,635	9,296	12,023	14,444	14,179	15,643	16,026	18,160	19,171
Protective Ord.	35,769	33,280	30,518	33,455	34,829	37,015	32,928	33,192	31,132	37,209
Expungement	-	-	1,588	5,673	6,901	7,040	8,190	8,711	9,978	9,675
Tax Sale	-	-	-	-	50	149	174	90	100	96
Tax Petition	-	-	-	-	1,926	4,433	5,794	2,937	4,643	4,341
Miscellaneous	13,239	15,125	20,239	15,871	15,557	15,410	14,535	13,485	14,438	19,810
Sub-Total	473,455	444,202	480,570	411,833	413,334	433,067	466,805	322,866	366,609	382,226
Probate/ Adoptions										
Adoption	3,271	3,704	3,650	3,628	4,453	4,754	4,942	4,281	4,424	4,653
Estate	15,391	16,858	-	-	-	-	-	-	-	-
Estate- Supv.	-	-	8,398	4,833	3,014	2,561	3,415	2,184	2,858	2,862
Estate-Un-Supv.	-	-	5,574	9,959	7,715	8,047	9,313	8,471	9,918	10,685
Estate- Misc.	-	-	2,513	2,666	2,944	3,401	3,120	3,269	3,505	4,156
Guardianship	5,847	8,240	8,068	9,034	7,105	11,166	11,629	7,354	8,011	8,545
Guardianship Misc.	-	-	-	-	-	-	-	253	241	297
Trusts	460	357	414	405	390	308	417	376	314	300
Sub-Total	24,969	29,172	28,617	30,525	25,621	30,237	32,836	26,188	29,271	31,498
Grand Total	1,501,731	1,438,450	1,396,362	1,281,857	1,290,211	1,294,061	1,302,820	916,461	1,027,403	1,051,700

CASES DISPOSED – COURTS OF RECORD

Cases Disposed – Courts of Record	2013	2014	2015	2016	2017	2018	2019	2020	2021	2022
Criminal										
Murder	235	446	271	215	226	225	261	149	257	278
Felony	922	165	302	277	117	2,428	295	62	89	88
Class A Felony	2,467	2,785	1,510	601	358	215	176	98	206	112
Class B Felony	7,524	7,192	3,232	1,026	477	268	170	84	95	164
Class C Felony	10,143	8,733	3,958	1,575	1,003	710	388	219	238	345
Class D Felony	53,954	45,064	15,694	5,268	2,869	3,698	1,890	980	641	733
Level 1 Felony	-	13	153	308	488	435	490	337	455	546
Level 2 Felony	-	25	505	948	1,379	1,685	1,663	1,349	1,754	1,955
Level 3 Felony	-	80	1,142	1,806	2,192	2,306	2,342	1,663	1,997	2,201
Level 4 Felony	-	135	1,734	2,757	3,229	3,406	3,281	2,585	2,905	3,202
Level 5 Felony	-	601	5,900	8,851	10,273	10,754	10,537	8,307	10,016	10,888
Level 6 Felony	-	3,613	28,970	42,008	48,821	53,456	56,040	41,960	50,279	53,247
Misdemeanor	123,653	123,963	104,373	107,887	110,615	120,984	115,770	81,928	93,166	94,523
Post-Conviction	800	1,218	961	759	871	766	866	619	618	842
Misc. Criminal	36,723	44,610	50,176	55,007	59,926	67,988	71,305	62,755	70,172	72,105
Sub-Total	236,421	238,643	218,881	229,293	242,844	269,324	265,474	203,095	232,888	241,229
Civil Violations										
Infractions	395,938	379,062	332,033	311,681	314,211	294,768	290,835	198,283	218,147	218,912
Ord. Violations	38,408	36,618	29,135	26,216	24,054	21,300	19,595	15,038	14,326	16,551
Sub-Total	434,346	415,680	361,168	337,897	338,265	316,068	310,430	213,321	232,473	235,463
Juvenile										
CHINS	11,214	12,088	15,348	17,061	18,387	17,911	14,170	11,326	10,454	8,745
Delinquency	17,117	14,925	15,023	13,038	12,422	11,630	10,655	8,489	7,941	8,939
Status	3,515	3,165	5,017	3,303	3,561	3,458	3,257	2,782	2,735	2,362
Paternity	18,023	18,178	16,893	14,886	20,967	13,575	13,830	8,255	10,521	11,972
Miscellaneous	11,919	11,134	14,492	13,532	13,970	13,917	13,623	11,367	10,440	9,686
Term. Par. Right	2,073	2,110	2,586	3,154	4,182	5,007	6,105	4,360	4,340	3,719
Protection Order	-	-	-	-	-	26	16	4	12	46
Sub-Total	63,861	61,600	69,359	64,974	73,489	65,524	61,656	46,583	46,443	45,469
Civil										
Plenary	15,562	10,319	11,907	9,642	9,690	10,564	10,420	9,361	10,567	11,177
Mortgage Fore.	31,566	22,341	20,113	18,784	16,918	14,165	13,617	7,046	4,577	8,469
Civil Collections	67,131	64,080	57,193	58,607	65,962	75,101	95,920	78,004	93,844	77,551
Tort	10,788	10,905	11,198	11,294	10,995	11,060	11,631	10,483	10,494	12,040
Small Claims	191,768	192,646	230,548	162,322	144,334	150,402	221,092	113,161	99,398	89,883
Evictions	-	-	-	-	-	-	-	-	3,2983	59,014
Domestic Rel.	42,606	33,841	34,596	32,174	17,092	4,933	3,075	1,603	1,254	2,129
Domestic Rel. W/Child	-	-	-	-	6,754	11,998	12,812	12,391	12,899	13,159
Domestic Rel. No Child	-	-	-	-	9,001	13,669	14,336	13,809	15,019	15,206
Recip. Support	2,054	2,225	2,268	3,085	1,509	1,876	1,844	859	901	1,473
Mental Health	9,635	9,296	12,023	14,444	14,179	15,643	16,026	18,160	18,735	19,171
Protective Ord.	33,280	30,518	33,455	34,829	37,015	32,928	33,192	31,132	35,034	37,209

Cases Disposed – Courts of Record	2013	2014	2015	2016	2017	2018	2019	2020	2021	2022
Expungement	-	-	1,588	5,673	6,901	7,039	8,190	8,711	9,978	9,675
Tax Sale	-	-	-	-	50	149	174	90	100	96
Tax Petition	-	-	-	-	-	1,926	4,433	5,794	2,937	4,341
Miscellaneous	13,230	15,108	20,237	15,868	15,553	15,403	14,530	13,483	14,431	19,808
Sub-Total	417,620	392,463	435,126	366,722	357,879	369,363	462,653	321,230	364,857	380,401
Probate/Adoptions										
Adoption	3,271	3,704	3,650	3,628	4,453	4,754	4,942	4,281	4,424	4,653
Estate	15,391	16,858	-	-	-	-	-	-	-	-
Estate-Supv.	-	-	8,398	4,833	3,014	2,561	3,415	2,184	2,858	2,862
Estate-Un-Supv.	-	-	5,574	9,959	7,715	8,047	9,313	8,471	9,918	10,685
Estate-Misc.	-	-	2,513	2,666	2,944	3,401	3,120	3,269	3,505	4,156
Guardianship	5,847	8,240	8,068	9,034	7,105	11,166	11,629	7,354	8,011	8,545
Guardianship Misc.	-	-	-	-	-	-	-	253	241	297
Trusts	417	357	414	405	390	308	417	376	314	300
Sub-Total	24,926	29,172	28,617	30,525	25,621	30,237	32,836	25,812	29,271	31,498
Grand Total	1,177,174	1,136,374	1,113,151	1,029,411	1,038,098	1,050,516	1,133,049	810,417	905,932	934,060

Marion County Small Claims Courts are courts of record and are included in this table beginning with the 2019 data.

CASES DISPOSED – CITY AND TOWN COURTS

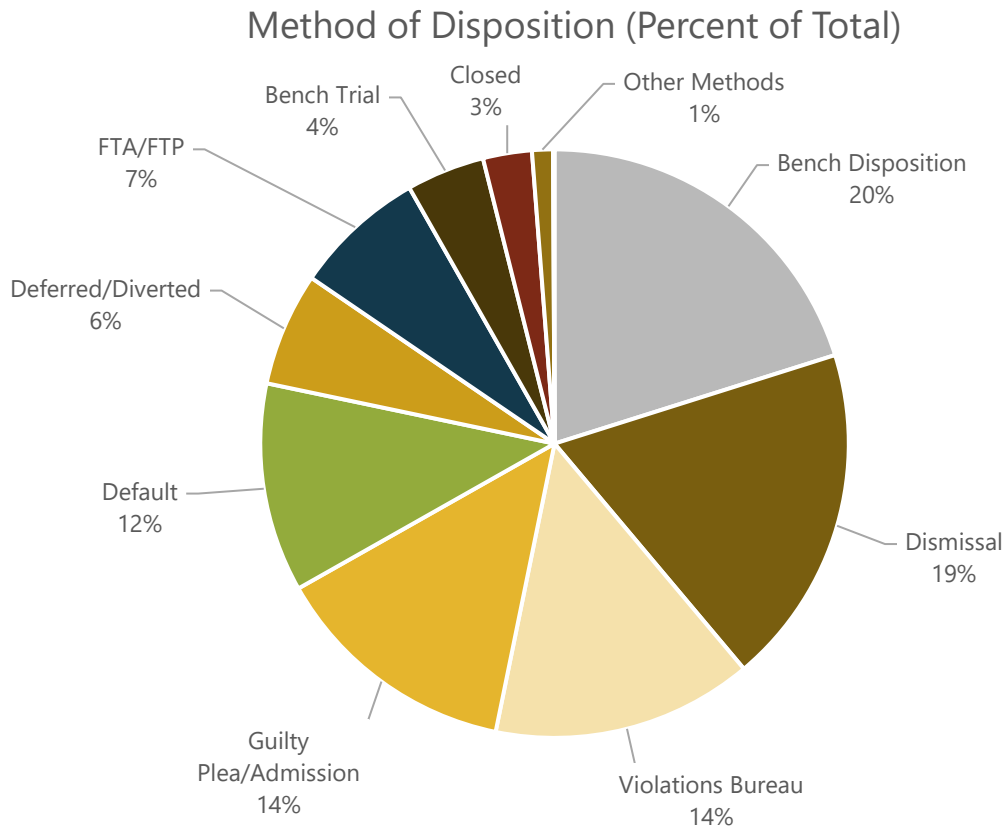
	2013	2014	2015	2016	2017	2018	2019	2020	2021	2022
Criminal										
Misdemeanor	31,889	28,981	27,439	26,427	27,763	27,739	27,620	17,845	20,662	21,988
Post-Conviction	-	-	-	10	-	-	-	-	-	-
Misc. Criminal	491	293	231	78	107	69	54	62	38	46
Sub-Total	32,380	29,274	27,670	26,515	27,870	27,808	27,674	17,907	20,700	22,034
Civil Violations										
Infractions	191,373	169,381	162,728	143,410	131,878	118,609	107,244	67,623	80,499	76,664
Ord. Violations	44,926	50,498	47,369	37,410	36,910	33,424	30,701	18,878	18,520	17,117
Sub-Total	236,299	219,879	210,097	180,820	168,788	152,033	137,945	86,501	99,019	93,781
Civil										
Plenary	1,244	1,184	983	1,797	2,372	6,516	2,376	326	291	472
Civil Collections	682	592	692	890	748	1,417	1,771	1,308	1,109	997
Small Claims	53,900	51,130	43,767	42,421	52,331	55,763	-	-	2	0
Evictions	-	-	-	-	-	-	-	-	343	354
Expungement	-	-	-	-	-	1	-	-	-	-
Miscellaneous	9	17	2	3	4	7	5	2	7	2
Sub-Total	55,835	52,923	45,444	45,111	55,455	63,704	4,152	1,636	1,752	1,825
Probate										
Trusts	-	43	-	-	-	-	-	-	-	-
Sub-Total	-	43	-	-	-	-	-	-	-	-
Grand Total	324,557	302,076	283,211	252,415	252,113	243,545	169,771	106,044	121,471	117,640

Marion County Small Claims Courts are now courts of record, and no longer included in this chart beginning with the 2019 data.

SUMMARY OF ALL DISPOSITION TYPES

Disposition Type	Courts of Record	City and Town Courts	Totals
Jury Trial	1,054	12	1,066
Bench Trial	46,997	860	47,857
Bench Disposition	217,675	1,802	219,477
Dismissal	193,298	19,574	212,872
Guilty Plea/Admission	117,743	24,725	142,468
Default	115,374	4,038	119,412
Deferred/Diverted	51,967	13,013	64,980
Violations Bureau	109,888	36,321	146,209
Closed	31,605	35	31,640
FTA/FTP	38,918	15,032	53,950
Other Methods	9,541	2,228	11,769

The Courts of Record column includes Marion County Small Claims Courts totals.



CASE INFORMATION

STATEWIDE CASE TOTALS - ALL COURTS

Totals All Courts	Cases Pending 1/1/2022	Cases Filed	Cases Venued In	Cases Trans. In	Cases Disposed	Cases Venued Out	Cases Trans. Out	Cases Pending 12/31/2022
Criminal								
Murder	660	332	2	47	278	2	34	727
Felony	5,536	0	0	32	88	0	0	5,480
Class A Felony	3,648	50	0	50	112	0	13	3,623
Class B Felony	2,434	17	0	47	164	0	9	2,325
Class C Felony	5,574	58	0	32	345	0	9	5,310
Class D Felony	19,407	82	1	126	733	1	12	18,870
Level 1 Felony	1,214	628	0	46	546	0	39	1,303
Level 2 Felony	3,635	1,896	0	216	1,955	0	130	3,662
Level 3 Felony	3,911	2,091	1	276	2,201	0	156	3,922
Level 4 Felony	5,708	3,288	0	353	3,202	1	237	5,909
Level 5 Felony	15,696	10,939	4	1,126	10,888	3	807	16,067
Level 6 Felony	70,944	49,521	5	4,663	53,247	7	3,384	68,495
Misdemeanor	306,639	110,571	54	3,209	116,511	18	2,526	301,418
Post-Conv. Relief	3,830	792	9	62	842	0	58	3,793
Miscellaneous	51,951	72,670	2,810	746	72,151	11	541	55,474
Sub-Total	500,787	252,935	2,886	11,031	263,263	43	7,955	496,378
Civil Violations								
Infraction	363,539	295,628	7	1,843	295,576	9	864	364,568
Ordinance Viol.	84,379	33,652	0	322	33,668	0	302	84,383
Sub-Total	447,918	329,280	7	2,165	329,244	9	1,166	448,951
Juvenile								
CHINS	18,482	8,894	82	116	8,745	26	108	18,695
Delinquency	10,621	9,728	150	256	8,939	133	235	11,448
Status	4,179	2,902	23	15	2,362	28	11	4,718
Paternity	55,031	12,639	130	993	11,972	27	584	56,210
Miscellaneous	15,027	10,644	29	118	9,686	7	96	16,029
Term. Par. Right	6,094	3,926	0	87	3,719	0	87	6,301
Protection Order	49	9	0	4	46	0	1	15
Sub-Total	109,483	48,742	414	1,589	45,469	221	1,122	113,416
Civil								
Plenary	32,299	8,896	297	488	11,649	55	306	29,970
Mortgage Fore.	11,493	9,931	9	104	8,469	6	54	13,008
Civil Collections	90,097	70,804	193	2,152	78,548	122	270	84,306
Civil Tort	29,249	11,172	45	483	12,040	84	422	28,403
Small Claims	224,535	71,177	29	2,700	89,883	115	756	207,687
Evictions	17,140	68,231	19	243	59,368	4	240	26,021
Domestic Rel.	36,647	0	1	866	2,129	8	122	35,255
Domestic Rel. W/Child	17,045	12,503	105	768	13,159	24	392	16,846
Domestic Rel. No Child	13,465	14,674	29	306	15,206	16	234	13,018

Totals All Courts	Cases Pending 1/1/2022	Cases Filed	Cases Venued In	Cases Trans. In	Cases Disposed	Cases Venued Out	Cases Trans. Out	Cases Pending 12/31/2022
Recip. Support	10,727	1,315	3	23	1,473	1	17	10,577
Mental Health	12,407	19,035	95	564	19,171	40	517	12,373
Protective Orders	31,244	37,372	425	4,260	37,209	205	3,573	32,314
Expungement	4,253	10,240	2	148	9,675	1	124	4,843
Tax Sale	262	140	0	3	96	0	3	306
Tax Petition	6,390	3,996	0	30	4,341	0	27	6,048
Miscellaneous	39,347	15,585	27	519	19,810	18	458	35,192
Sub-Total	576,600	355,071	1,279	13,657	382,226	699	7,515	556,167
Probate/Adoption								
Adoption	5,260	4,369	17	240	4,653	21	228	4,984
Estate- Supv.	13,952	2,810	9	226	2,862	1	38	14,096
Estate-Un-Supv.	25,706	11,862	16	179	10,685	7	68	27,003
Estate- Misc.	5,239	4,049	2	13	4,156	0	12	5,135
Guardianship	32,983	7,964	49	820	8,545	32	429	32,810
Guardianship Misc.	324	417	0	16	297	0	11	449
Trusts	2,509	294	0	8	300	2	30	2,479
Sub-Total	85,973	31,765	93	1,502	31,498	63	816	86,956
Grand Total	1,720,761	1,017,793	4,679	29,944	1,051,700	1,035	18,574	1,701,868

STATEWIDE CASE TOTALS – COURTS OF RECORD

Totals Courts of Record	Cases Pending 1/1/2022	Cases Filed	Cases Venued In	Cases Trans. In	Cases Disposed	Cases Venued Out	Cases Trans. Out	Cases Pending 12/31/2022
Criminal								
Murder	660	332	2	47	278	2	34	727
Felony	5,536	0	0	32	88	0	0	5,480
Class A Felony	3,648	50	0	50	112	0	13	3,623
Class B Felony	2,434	17	0	47	164	0	9	2,325
Class C Felony	5,574	58	0	32	345	0	9	5,310
Class D Felony	19,407	82	1	126	733	1	12	18,870
Level 1 Felony	1,214	628	0	46	546	0	39	1,303
Level 2 Felony	3,635	1,896	0	216	1,955	0	130	3,662
Level 3 Felony	3,911	2,091	1	276	2,201	0	156	3,922
Level 4 Felony	5,708	3,288	0	353	3,202	1	237	5,909
Level 5 Felony	15,696	10,939	4	1,126	10,888	3	807	16,067
Level 6 Felony	70,944	49,521	5	4,663	53,247	7	3,384	68,495
Misdemeanor	165,890	87,276	54	3,025	94,523	9	2,321	159,392
Post-Conv. Relief	3,830	792	9	62	842	0	58	3,793
Miscellaneous	50,632	72,616	2,810	746	72,105	11	541	54,147
Sub-Total	358,719	229,586	2,886	10,847	241,229	34	7,750	353,025
Civil Violations								
Infraction	206,583	218,189	7	1,840	218,912	6	343	207,358
Ordinance Viol.	23,655	17,080	0	322	16,551	0	276	24,230
Sub-Total	230,238	235,269	7	2,162	235,463	6	619	231,588
Juvenile								
CHINS	18,482	8,894	82	116	8,745	26	108	18,695
Delinquency	10,621	9,728	150	256	8,939	133	235	11,448
Status	4,179	2,902	23	15	2,362	28	11	4,718
Paternity	55,031	12,639	130	993	11,972	27	584	56,210
Miscellaneous	15,027	10,644	29	118	9,686	7	96	16,029
Term. Par. Right	6,094	3,926	0	87	3,719	0	87	6,301
Protection Order	49	9	0	4	46	0	1	15
Sub-Total	109,483	48,742	414	1,589	45,469	221	1,122	113,416
Civil								
Plenary	32,096	8,721	297	488	11,177	55	306	29,859
Mortgage Fore.	11,493	9,931	9	104	8,469	6	54	13,008
Civil Collections	85,078	69,178	193	2,152	77,551	122	270	78,658
Civil Tort	29,249	11,172	45	483	12,040	84	422	28,403
Small Claims	224,535	71,177	29	2,700	89,883	115	756	207,687
Evictions	16,296	67,546	19	243	59,014	4	239	24,847
Domestic Rel.	36,647	0	1	866	2,129	8	122	35,255
Domestic Rel. W/Child	17,045	12,503	105	768	13,159	24	392	16,846
Domestic Rel. No Child	13,465	14,674	29	306	15,206	16	234	13,018
Recip. Support	10,727	1,315	3	23	1,473	1	17	10,577
Mental Health	12,407	19,035	95	564	19,171	40	517	12,373

Totals Courts of Record	Cases Pending 1/1/2022	Cases Filed	Cases Venued In	Cases Trans. In	Cases Disposed	Cases Venued Out	Cases Trans. Out	Cases Pending 12/31/2022
Protective Orders	31,244	37,372	425	4,260	37,209	205	3,573	32,314
Expungement	4,252	10,240	2	148	9,675	1	124	4,842
Tax Sale	262	140	0	3	96	0	3	306
Tax Petition	6,390	3,996	0	30	4,341	0	27	6,048
Miscellaneous	39,231	15,585	27	519	19,808	18	458	35,078
Sub-Total	570,417	352,585	1,279	13,657	380,401	699	7,514	549,119
Probate/Adoption								
Adoption	5,260	4,369	17	240	4,653	21	228	4,984
Estate- Supv.	13,952	2,810	9	226	2,862	1	38	14,096
Estate-Un-Supv.	25,706	11,862	16	179	10,685	7	68	27,003
Estate- Misc.	5,239	4,049	2	13	4,156	0	12	5,135
Guardianship	32,983	7,964	49	820	8,545	32	429	32,810
Guardianship Misc.	324	417	0	16	297	0	11	449
Trusts	2,509	294	0	8	300	2	30	2,479
Sub-Total	85,973	31,765	93	1,502	31,498	63	816	86,956
Grand Total	1,354,830	897,947	4,679	29,757	934,060	1,023	17,821	1,334,104

Totals from Circuit, Superior, Probate, and Marion County Small Claims Courts

STATEWIDE CASE TOTALS – CITY AND TOWN COURTS

Totals City and Town Courts	Cases Pending 1/1/2022	Cases Filed	Cases Venued In	Cases Trans. In	Cases Disposed	Cases Venued Out	Cases Trans. Out	Cases Pending 12/31/2022
Criminal								
Misdemeanor	140,749	23,295	0	184	21,988	9	205	142,026
Miscellaneous	1,319	54	0	0	46	0	0	1,327
Sub-Total	142,068	23,349	0	184	22,034	9	205	143,353
Civil Violations								
Infraction	156,956	77,439	0	3	76,664	3	521	157,210
Ordinance Viol.	60,724	16,572	0	0	17,117	0	26	60,153
Sub-Total	217,680	94,011	0	3	93,781	3	547	217,363
Civil								
Plenary	203	175	205	0	472	0	0	111
Civil Collections	5,019	1,626	0	0	997	0	0	5,648
Evictions	844	685	0	0	354	0	1	1,174
Expungement	1	0	0	0	0	0	0	1
Miscellaneous	116	0	0	0	2	0	0	114
Sub-Total	6,183	2,486	205	0	1,825	0	1	7,048
Grand Total	365,931	119,846	205	187	117,640	12	753	367,764

CASES IN WHICH PAUPER COUNSEL WAS APPOINTED

According to the law of the United States and the Indiana, a public defender must be made available to the following indigent persons at both the trial and appellate level:

- A defendant in a criminal case
- A child charged with a delinquent act
- A parent in a termination of parental rights case
- A parent in a juvenile CHINS case
- A person on whom involuntary commitment proceedings have commenced; and
- Any person facing contempt proceedings where incarceration is a possibility

If the court determines the defendant to be indigent, the court must appoint a public defender. IOCS tracks and reports the number of cases in which counsel was appointed and paid for by county/state funds.

	2014	2015	2016	2017	2018	2019	2020	2021	2022	2022 Total Cases Filed
Murder	177	178	192	166	211	174	214	236	260	332
Class A Felony	1,513	707	450	309	306	231	133	134	108	50
Class B Felony	4,474	1,728	1,064	672	476	341	191	137	109	17
Class C Felony	5,571	1,971	941	568	341	191	137	93	70	58
Class D Felony	23,944	5,424	2,293	1,143	609	395	212	155	156	82
Level 1 Felony	97	326	348	352	383	371	419	428	433	628
Level 2 Felony	228	774	1,013	1,190	1,363	1,561	1,361	1,577	1,473	1,896
Level 3 Felony	580	1,515	1,760	1,905	1,984	2,024	1,737	1,704	1,758	2,091
Level 4 Felony	847	2,311	2,780	2,854	2,963	3,057	2,447	2,648	2,574	3,288
Level 5 Felony	2,256	6,863	7,974	8,739	8,881	8,914	7,865	8,278	8,289	10,939
Level 6 Felony	8,909	27,830	36,169	40,964	43,640	44,059	36,277	38,045	35,660	49,521
Crim. Misd.	42,814	52,127	52,043	52,902	53,020	55,262	42,865	45,837	43,298	110,571
Juvenile CHINS	10,879	13,451	15,345	14,810	14,283	15,289	13,886	9,101	7,199	8,894
Juv. Delinquency	10,698	10,248	9,514	8,705	8,389	7,904	6,127	5,665	6,036	9,728
Juvenile Status	1,276	1,250	972	886	886	921	686	930	884	2,902
Term. Par. Rights	1,322	1,744	2,455	1,991	2,754	2,764	2,065	1,924	1,524	3,926
Juvenile Paternity	2,644	2,444	2,139	2,019	1,507	1,196	763	691	849	12,639
Juvenile Protection Order						0	0	2	0	9
Other	3,722	3,364	2,870	3,115	2,729	2,874	2,133	2,303	2,421	0
Post-Conv. Relief	80	77	100	88	91	81	72	72	70	792
Total	122,031	134,332	140,422	143,378	144,816	147,609	119,590	119,958	113,171	218,363
Appeals*	524	618	651	730	862	868	548	706	731	N/A
Total w/Appeals	122,555	134,950	141,073	144,108	145,678	148,477	120,138	120,644	113,902	N/A

*Appeals are not included in the total cases filed column.

SELF-REPRESENTED LITIGANTS

This chart represents the number of cases in which at least one of the litigants represented themselves for part or all the proceedings during 2022.

Self-Represented Litigants Case Type	Circuit, Superior & Probate	City & Town	Marion County Small Claims	Total All Courts
Murder (MR)	37	0	0	37
Felony (CF)	24	0	0	24
Class A Felony (FA)	103	0	0	103
Class B Felony (FB)	54	0	0	54
Class C Felony (FC)	71	0	0	71
Class D Felony (FD)	221	0	0	221
Level 1 Felony	58	0	0	58
Level 2 Felony	195	0	0	195
Level 3 Felony	228	0	0	228
Level 4 Felony	310	0	0	310
Level 5 Felony	661	0	0	661
Level 6 Felony	3,565	0	0	3,565
Misdemeanor (CM)	10,491	2,165	0	12,656
Post-Conviction Relief (PC)	288	0	0	288
Miscellaneous (MC)	2,441	0	0	2,441
Total Criminal	18,747	2165	0	20,912
Infraction (IF)	18,279	5,375	0	23,654
Ordinance Violation (OV/OE)	2,161	277	0	2,438
Total Civil Violations	20,440	5,652	0	26,092
CHINS (JC)	924	0	0	924
Delinquency (JD)	137	0	0	137
Status (JS)	24	0	0	24
Paternity (JP)	2,986	0	0	2,986
Miscellaneous (JM)	348	0	0	348
Term. Parental Rights (JT)	246	0	0	246
Protection Orders (JQ)	1	0	0	1
Total Juvenile	4,666	0	0	4,666
Plenary (CP/PL)	1,384	1	0	1,385
Mortgage Foreclosure (MF)	564	0	0	564
Civil Collections (CC)	6,867	0	0	6,867
Tort (CT)	1,251	0	0	1,251
Small Claims (SC)	16,598	0	3,424	20,022
Evictions (EV)	13,841	82	6,242	20,165
Dom. Rel. with Children (DC)	7,098	0	0	7,098
Dom. Rel. w/out Children (DN)	8,818	0	0	8,818
Domestic Relations (DR)	1,055	0	0	1,055

Self-Represented Litigants Case Type	Circuit, Superior & Probate	City & Town	Marion County Small Claims	Total All Courts
Reciprocal Support (RS)	176	0	0	176
Mental Health (MH)	547	0	0	547
Tax Deed, Verified Petition for (TP)	22	0	0	22
Tax Sales (TS)	413	0	0	413
Protective Orders (PO)	20,378	0	0	20,378
Expungement (XP)	1,629	0	0	1,629
Miscellaneous (MI)	4,836	0	0	4,836
Total Civil	85,477	83	9,666	95,226
Adoptions (AD)	295	0	0	295
Estates (ES)	136	0	0	136
Estates (EU)	443	0	0	443
Estates (EM)	130	0	0	130
Guardianships (GU)	2,325	0	0	2,325
Guardianship Misc. GM)	31	0	0	31
Trusts (TR)	16	0	0	16
Total Probate/Adoption	3,376	0	0	3,376
Total All Case Types	132,706	7,900	9,666	150,272

STATEWIDE DISPOSITION TOTALS – ALL COURTS

Statewide Dispositions All Courts	Jury Trial	Bench Trial	Bench Disp.	Guilty Plea/ Admin	Default	Defer/ Divert.	Dismiss	Viol. Bureau	Closed	FTA/ FTP	Other
Criminal											
Murder	108	11	3	125	0	0	26	-	-	-	5
Felony	5	3	11	20	0	0	43	-	-	-	6
Class A Felony	13	2	2	79	0	0	12	-	-	-	4
Class B Felony	1	5	9	107	0	0	16	-	-	-	26
Class C Felony	9	5	19	149	0	6	69	-	-	-	88
Class D Felony	1	3	27	212	0	9	428	-	-	-	53
Level 1 Felony	103	13	7	358	0	0	63	-	-	-	2
Level 2 Felony	44	17	29	1,547	0	4	313	-	-	-	1
Level 3 Felony	101	20	26	1,649	0	10	392	-	-	-	3
Level 4 Felony	92	39	35	2,478	0	12	538	-	-	-	8
Level 5 Felony	131	89	128	8,450	0	181	1,899	-	-	-	10
Level 6 Felony	207	198	313	38,755	0	2,282	11,469	-	-	-	23
Misdemeanor	95	933	1,058	56,844	0	20,002	36,790	-	-	-	789
Post-Conv. Relief	0	46	347	0	0	0	344	-	-	-	105
Miscellaneous	1	1,589	58,658	32	0	3	2,718	-	7,832	-	1,318
Sub-Total	911	2,973	60,672	110,805	0	22,509	55,120	0	7,832	0	2,441
Civil Violations											
Infraction	14	1,729	6,759	20,845	16,560	38,727	23,079	138,129	-	48,655	1,079
Ordinance Viol.	2	643	310	4,919	1,913	3,623	7,757	8,080	-	5,295	1,126
Sub-Total	16	2,372	7,069	25,764	18,473	42,350	30,836	146,209	0	53,950	2,205
Juvenile											
CHINS	-	2,111	2,766	1,397	-	-	2,226	-	-	-	245
Delinquency	-	881	2,328	3,518	-	121	1,693	-	-	-	398
Status	-	120	1,207	506	-	-	443	-	-	-	86
Paternity	-	4,136	4,785	415	-	-	2,052	-	-	-	584
Miscellaneous	-	731	6,771	49	-	-	1,273	-	-	-	862
Term. Par. Right	-	691	555	8	-	-	2,379	-	-	-	86
Protection Orders	-	1	39	0	-	-	5	-	-	-	1
Sub-Total	0	8,671	18,451	5,893	0	121	10,071	0	0	0	2,262
Civil											
Plenary	22	285	2,515	-	3,780	-	4,267	-	570	-	210
Mortgage Fore.	0	47	1,606	-	3,002	-	3,605	-	129	-	80
Civil Collections	5	407	9,834	-	50,170	-	17,239	-	481	-	412
Civil Tort	111	98	1,420	-	1,064	-	8,938	-	269	-	140
Small Claims	-	6,482	22,956	-	31,687	-	27,171	-	830	-	757
Evictions	0	7,136	9,345	-	10,304	-	32,318	-	181	-	84
Domestic Rel.	-	108	1,123	-	1	-	461	-	-	-	436
Domestic Re. W/Child	-	1,978	8,881	-	16	-	2,182	-	-	-	102
Domestic Rel. No Child	-	2,346	10,555	-	22	-	2,189	-	-	-	94

Statewide Dispositions All Courts	Jury Trial	Bench Trial	Bench Disp.	Guilty Plea/ Admin	Default	Defer/ Divert.	Dismiss	Viol. Bureau	Closed	FTA/ FTP	Other
Recip. Support	-	260	785	-	7	-	374	-	-	-	47
Mental Health	-	630	9,697	-	3	-	4,924	-	3,759	-	158
Protective Orders	-	6,254	21,278	-5	16	-	9,424	-	-	-	232
Expungement	-	256	8,281	-	0	-	108	-	976	-	54
Tax Sale	-	0	88	-	0	-	2	-	6	-	0
Tax Petition	-	70	3,943	-	80	-	121	-	27	-	100
Miscellaneous	1	2,836	9,976	1	785	-	1,905	-	3,171	-	1,135
Sub-Total	139	29,193	122,283	6	100,937	0	115,228	0	10,399	0	4,041
Probate/ Adoptions											
Adoption	-	1,681	1,238	-	-	-	329	-	1,376	-	29
Estate- Supv.	-	21	935	-	-	-	54	-	1,318	-	534
Estate-Un-Supv.	-	43	3,966	-	1	-	187	-	6,388	-	100
Estate- Misc.	-	8	1,895	-	-	-	34	-	2,206	-	13
Guardianship	-	2,857	2,729	-	-	-	971	-	1,861	-	127
Guardianship Misc.	-	15	131	-	1	-	42	-	98	-	10
Trusts	-	23	108	-	-	-	0	-	162	-	7
Sub-Total	0	4,648	11,002	0	2	0	1,617	0	13,409	0	820
Grand Total	1,066	47,857	219,477	142,468	119,412	64,980	212,872	146,209	31,640	53,950	11,769

STATEWIDE DISPOSITION TOTALS – COURTS OF RECORD

Statewide Dispositions – Courts of Record	Jury Trial	Bench Trial	Bench Disp.	Guilty Plea/ Admin	Default	Defer/ Divert.	Dismiss	Viol. Bureau	Closed	FTA/ FTP	Other
Criminal											
Murder	108	11	3	125	-	0	26	-	-	-	5
Felony	5	3	11	20	-	0	43	-	-	-	6
Class A Felony	13	2	2	79	-	0	12	-	-	-	4
Class B Felony	1	5	9	107	-	0	16	-	-	-	26
Class C Felony	9	5	19	149	-	6	69	-	-	-	88
Class D Felony	1	3	27	212	-	9	428	-	-	-	53
Level 1 Felony	103	13	7	358	-	0	63	-	-	-	2
Level 2 Felony	44	17	29	1,547	-	4	313	-	-	-	1
Level 3 Felony	101	20	26	1,649	-	10	392	-	-	-	3
Level 4 Felony	92	39	35	2,478	-	12	538	-	-	-	8
Level 5 Felony	131	89	128	8,450	-	181	1,899	-	-	-	10
Level 6 Felony	207	198	313	38,755	-	2,282	11,469	-	-	-	23
Misdemeanor	94	745	631	47,687	-	16,586	28,552	-	-	-	228
Post-Conv. Relief	0	46	347	0	-	0	344	-	-	-	105
Miscellaneous	1	1,589	58,643	32	-	3	2,717	-	7,802	-	1,318
Sub-Total	910	2,785	60,230	101,648	0	19,093	46,881	0	7,802	0	1,880
Civil Violations											
Infraction	4	1,376	5,493	8,593	13,751	30,816	15,991	105,355	-	37,293	240
Ordinance Viol.	1	354	272	1,603	1,448	1,937	4,480	4,533	-	1,625	298
Sub-Total	5	1,730	5,765	10,196	15,199	32,753	20,471	109,888	0	38,918	538
Juvenile											
CHINS	-	2,111	2,766	1,397	-	0	2,226	-	-	-	245
Delinquency	-	881	2,328	3,518	-	121	1,693	-	-	-	398
Status	-	120	1,207	506	-	0	443	-	-	-	86
Paternity	-	4,136	4,785	415	-	0	2,052	-	-	-	584
Miscellaneous	-	731	6,771	49	-	0	1,273	-	-	-	862
Term. Par. Right	-	691	555	8	-	0	2,379	-	-	-	86
Protection Orders	-	1	39	0	-	0	5	-	-	-	1
Sub-Total	0	8,671	18,451	5,893	0	121	10,071	0	0	0	2,262
Civil											
Plenary	22	285	2,505	0	3,676	-	3,911	-	568	-	210
Mortgage Fore.	0	47	1,606	0	3,002	-	3,605	-	129	-	80
Civil Collections	5	381	9,788	0	49,640	-	16,846	-	479	-	412
Civil Tort	111	98	1,420	0	1,064	-	8,938	-	269	-	140
Small Claims	-	6,482	22,956	0	31,687	-	27,171	-	830	-	757
Evictions	-	7,132	9,345	0	10,174	-	32,099	-	180	-	84
Domestic Rel.	-	108	1,123	0	1	-	461	-	-	-	436
Domestic Re. W/Child	-	1,978	8,881	0	16	-	2,182	-	-	-	102
Domestic Rel. No Child	-	2,346	10,555	0	22	-	2,189	-	-	-	94
Recip. Support	-	260	785	0	7	-	374	-	-	-	47

Statewide Dispositions - Courts of Record	Jury Trial	Bench Trial	Bench Disp.	Guilty Plea/ Admin	Default	Defer/ Divert.	Dismiss	Viol. Bureau	Closed	FTA/ FTP	Other
Mental Health	-	630	9,697	0	3	-	4,924	-	3,759	-	158
Protective Orders	-	6,254	21,278	5	16	-	9,424	-	-	-	232
Expungement	-	256	8,281	0	0	-	108	-	976	-	54
Tax Sale	-	0	88	0	0	-	2	-	6	-	0
Tax Petition	-	70	3,943	0	80	-	121	-	27	-	100
Miscellaneous	1	2,836	9,976	1	785	-	1,903	-	3,171	-	1,135
Sub-Total	139	29,163	122,227	6	100,173	0	114,258	0	10,394	0	4,041
Probate/ Adoptions											
Adoption	-	1,681	1,238	-	0	-	329	-	1,376	-	29
Estate- Supv.	-	21	935	-	0	-	54	-	1,318	-	534
Estate-Un-Supv.	-	43	3,966	-	1	-	187	-	6,388	-	100
Estate- Misc.	-	8	1,895	-	0	-	34	-	2,206	-	13
Guardianship	-	2,857	2,729	-	0	-	971	-	1,861	-	127
Guardianship Misc.	-	15	131	-	1	-	42	-	98	-	10
Trusts	-	23	108	-	0	-	0	-	162	-	7
Sub-Total	0	4,648	11,002	0	2	0	1,617	0	13,409	0	820
Grand Total	1,054	46,997	217,675	117,743	115,374	51,967	193,298	109,888	31,605	38,918	9,541

Totals from Circuit, Superior, Probate, and Marion County Small Claims Courts

STATEWIDE DISPOSITION TOTALS – CITY AND TOWN COURTS

	Jury Trial	Bench Trial	Bench Disp.	Guilty Plea/ Admin.	Default	Defer/ Divert.	Dismiss	Viol. Bureau	Closed	FTA/ FTP	Other
Criminal											
Misdemeanor	1	188	427	9,157	-	3,416	8,238	-	-	-	561
Miscellaneous	-	0	15	-	-	-	1	-	30		0
Sub-Total	1	188	442	9,157	0	3,416	8,239	0	30	0	561
Civil Violations											
Infraction	10	353	1,266	12,252	2,809	7,911	7,088	32,774	-	11,362	839
Ordinance Viol.	1	289	38	3,316	465	1,686	3,277	3,547	-	3,670	828
Sub-Total	11	642	1,304	15,568	3,274	9,597	10,365	36,321	0	15,032	1,667
Civil											
Plenary	-	-	10	-	104	-	356	-	2	-	-
Civil Collections	-	26	46	-	530	-	393	-	2	-	-
Small Claims	-	-	-	-	-	-	-	-	0	-	-
Evictions	-	4	-	-	130	-	219	-	1	-	-
Miscellaneous	-	-	-	-	-	-	2	-	0	-	-
Sub-Total	0	30	56	0	764	0	970	0	5	0	0
Grand Total	12	860	1,802	24,725	4,038	13,013	19,574	36,321	35	15,032	2,228

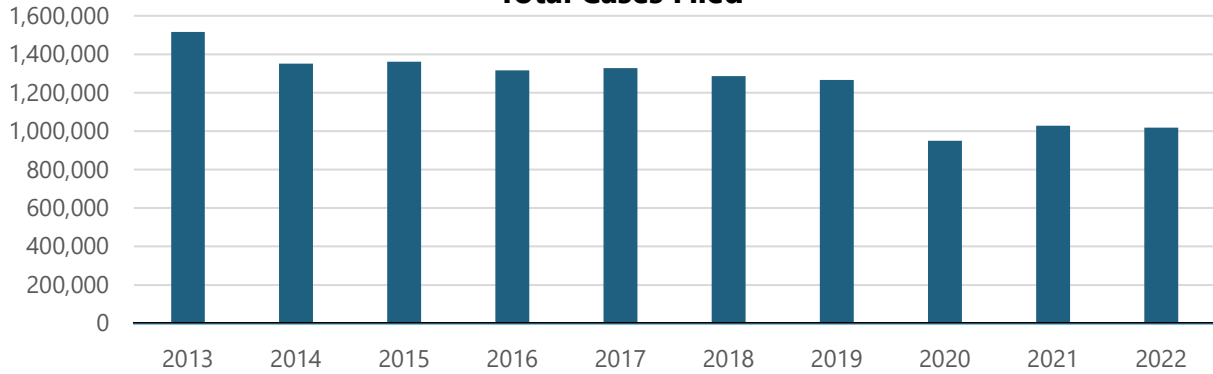
EVICTION SEALING

Ind. Code § 32-31-11-3 and Ind. Code § 32-31-11-4, effective July 1, 2022, allow courts to order certain eviction actions sealed. These statutes provide that an eviction action may be ordered sealed if one of the following events occurs: (1) the eviction action is dismissed, (2) a judgment in favor of the tenant is entered by the court, or (3) a judgment entered against the tenant was subsequently overturned or vacated on appeal. These statutes allow a petition to seal eviction cases decided prior to July 1, 2022, if any of these criteria are met.

Ind. Code § 32-31-11-5 requires clerks or court administrators to track all eviction actions ordered sealed and provide statistical information regarding these orders to the Office of Judicial Administration. To facilitate this reporting, courts and clerks were provided specific event codes in Odyssey to allow the Office of Judicial Administration to compile this information. Between July 1, 2022, and December 31, 2022, there were 2,564 eviction actions ordered sealed.

STATISTICAL TRENDS

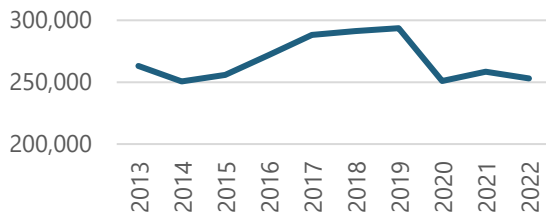
Total Cases Filed



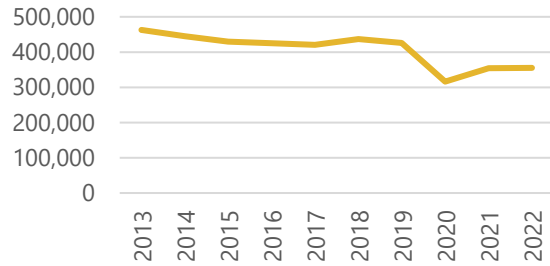
Total Cases Filed

2013 to 2017	12.4% Decrease in Filings
2018 to 2022	20.9% Decrease in Filings
2013 to 2022	32.9% Decrease in Filings

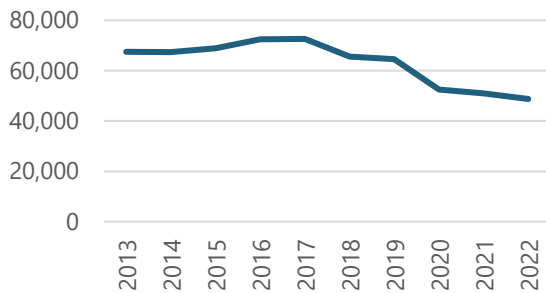
Criminal Filings



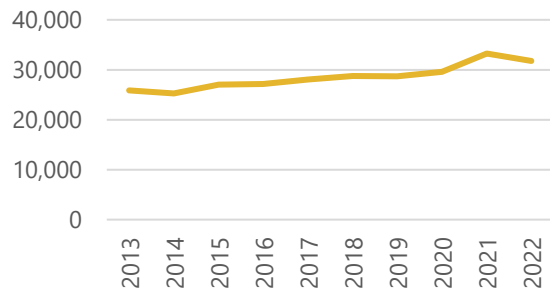
Civil Filings



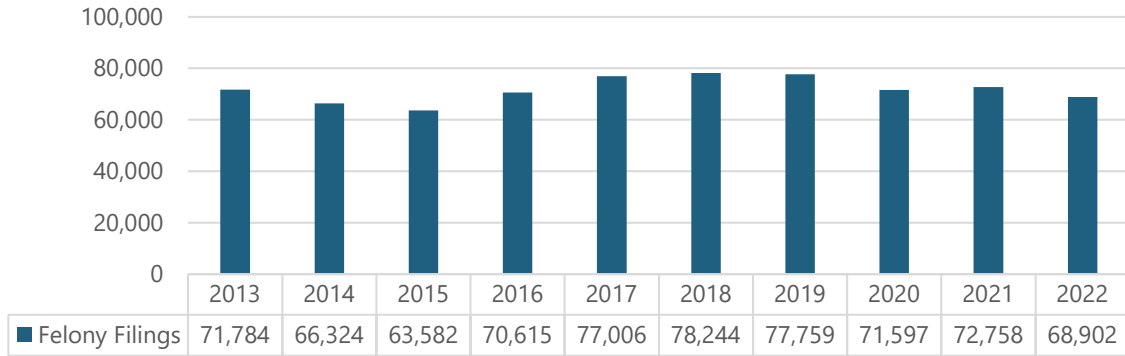
Juvenile Filings



Probate/Adoption Filings



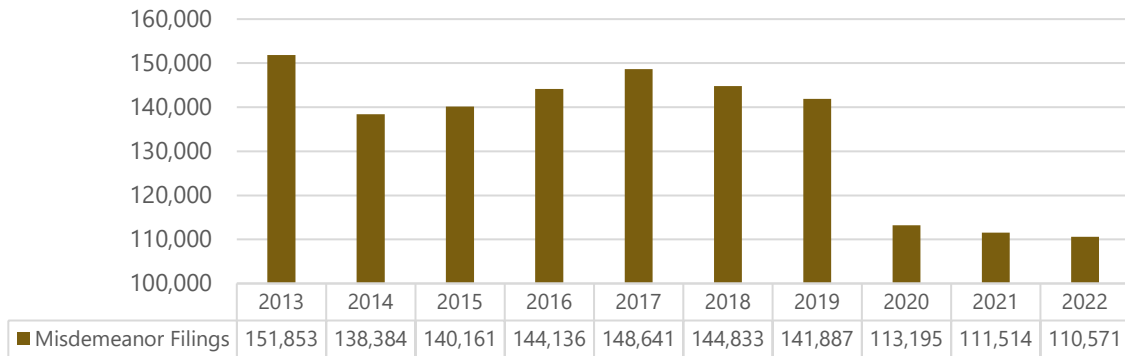
Felony Filings



Felony Filings

2013 to 2017	7.3% Increase in Filings
2018 to 2022	11.9% Decrease in Filings
2013 to 2022	4% Decrease in Filings

Misdemeanor Filings



Misdemeanor Filings

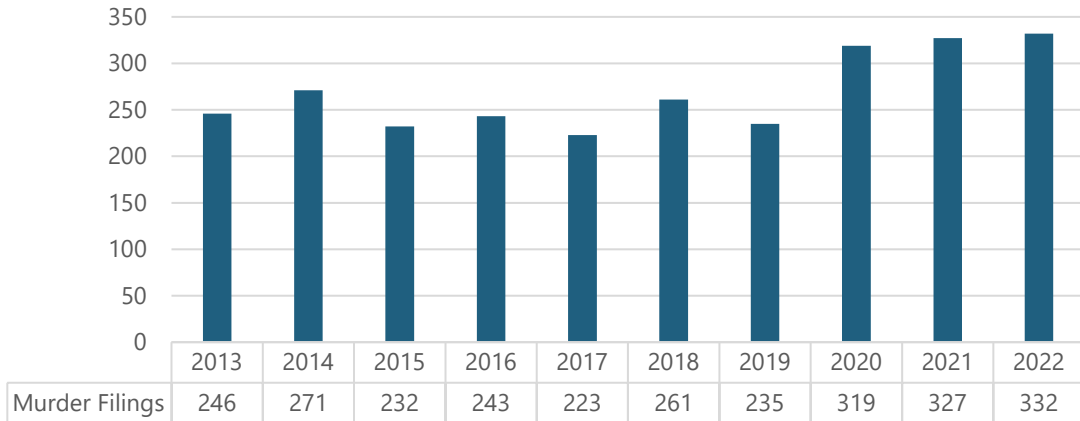
2013 to 2017	2.1% Decrease in Filings
2018 to 2022	23.7% Decrease in Filings
2013 to 2022	27.2% Decrease in Filings

Felony and Misdemeanor Totals

	2013	2014	2015	2016	2017	2018	2019	2020	2021	2022
Felony	71,784	66,324	63,582	70,615	77,006	78,244	77,759	71,597	72,758	68,902
Misdemeanor	151,853	138,384	140,161	144,136	148,641	144,833	141,887	113,195	111,514	110,571
Total	223,637	204,708	203,743	214,751	225,647	223,077	219,646	184,792	184,272	179,473

19.7% Decrease in Felony and Misdemeanor total filings

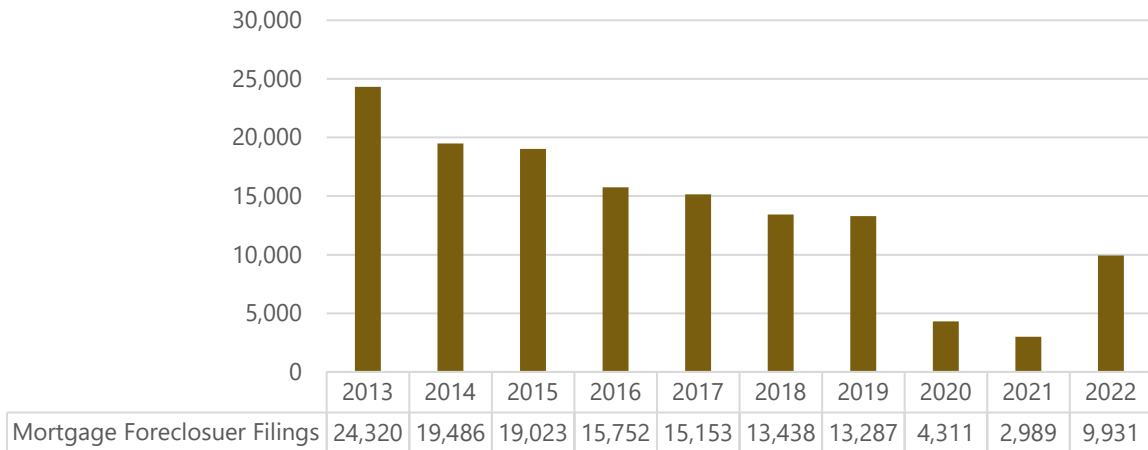
Murder Filings



Murder Filings

2013 to 2017	9.3% Decrease in Murder Filing
2018 to 2022	27.2% Increase in Murder Filing
2013 to 2022	35% Increase in Murder Filings

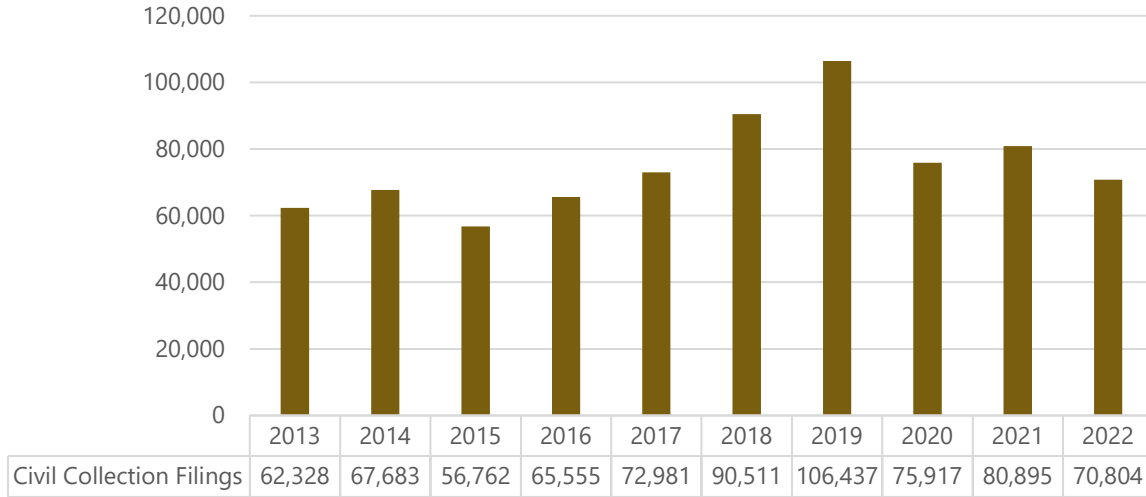
Mortgage Foreclosure Filings



Mortgage Foreclosure Filings

2013 to 2017	37.7% Decrease in Mortgage Foreclosure Filings
2018 to 2022	26.1% Decrease in Mortgage Foreclosure Filings
2013 to 2022	59.2% Decrease in Mortgage Foreclosure Filings

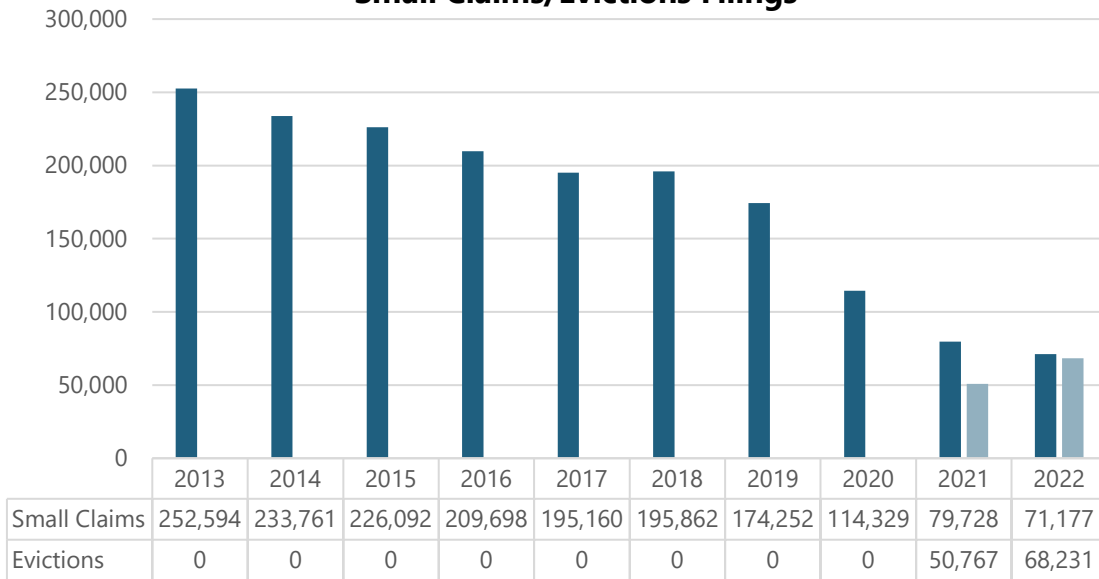
Civil Collection Filings



Civil Collection Filings.

2013 to 2017	17.1% Increase in Civil Collection Filings
2018 to 2022	21.8% Decrease in Civil Collection Filings
2013 to 2022	13.6% Increase in Civil Collection Filings

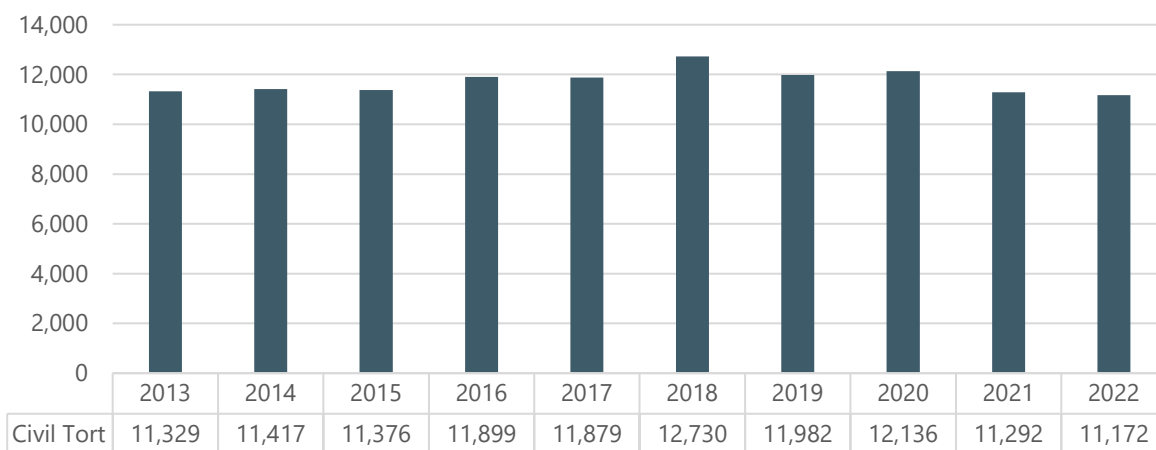
Small Claims/Evictions Filings



Small Claims/ Eviction Filings

2013 to 2017	22.7% Decrease in Filings
2018 to 2022	28.8% Decrease in Filings
2013 to 2022	46.8% Decrease in Filings

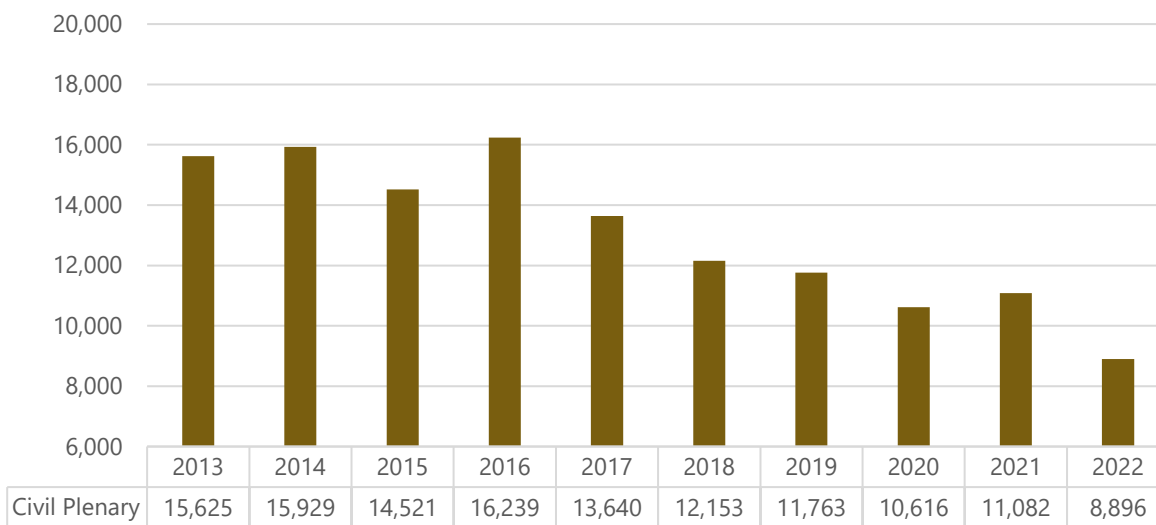
Civil Tort Filings



Civil Tort Filings

2013 to 2017	4.9% Increase in Civil Tort Filings
2018 to 2022	12.2% Decrease in Civil Filings
2013 to 2022	1.4% Decrease in Civil Tort Filings

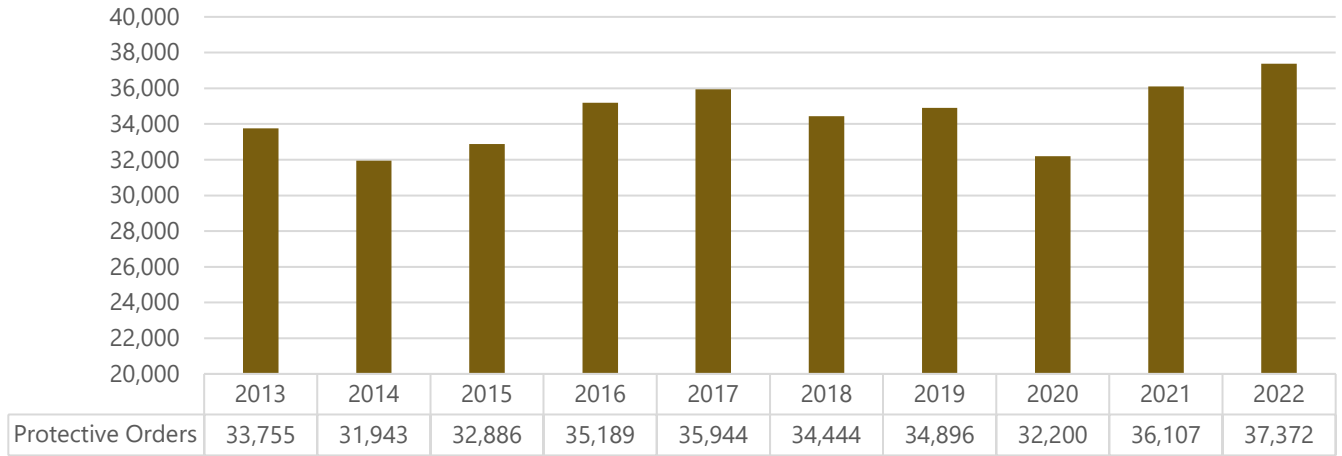
Civil Plenary Filings



Civil Plenary Filings

2013 to 2017	12.7% Decrease in Civil Plenary Filings
2018 to 2022	26.8% Decrease in Civil Plenary Filings
2013 to 2022	43.1% Decrease in Civil Plenary Filings

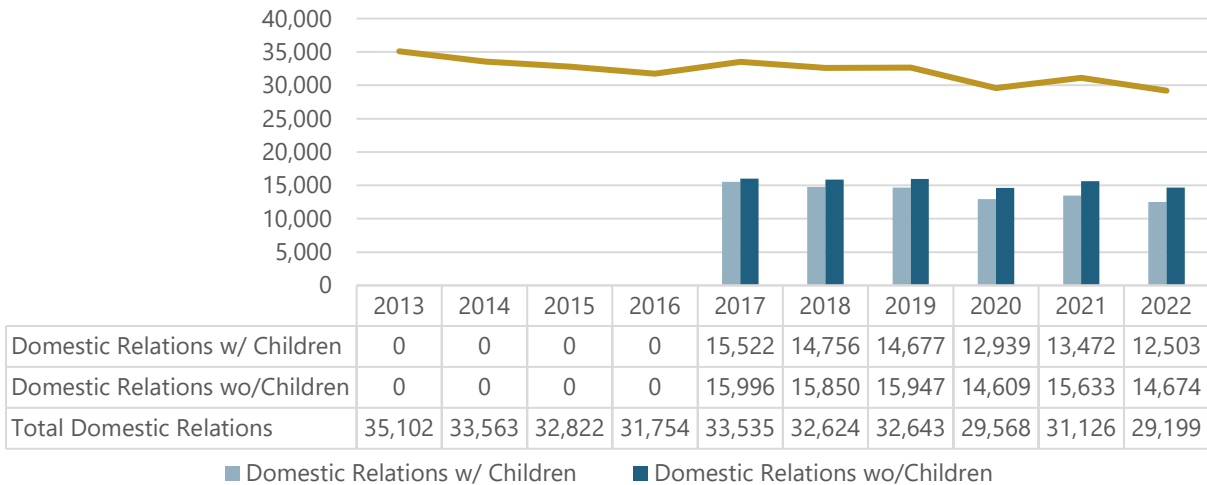
Protective Orders



Protective Orders

2013 to 2017	6.5% Increase in Protective Order Filings
2018 to 2022	8.5% Increase in Protective Order Filings
2013 to 2022	10.7% Increase in Protective Order Filings

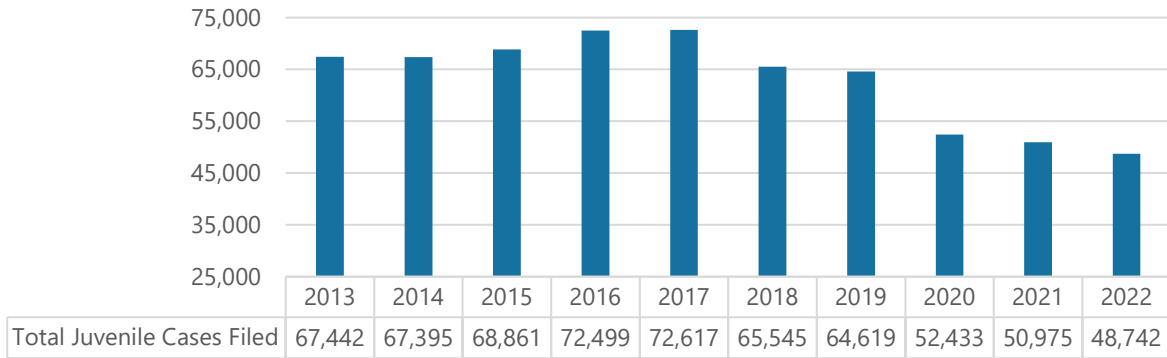
Domestic Relations Filings



Total Domestic Relations

2013 to 2017	10.2% Decrease in Domestic Relation Filings
2018 to 2022	11.2% Decrease in Domestic Relation Filings
2013 to 2022	10.7% Decrease in Domestic Relation Filings

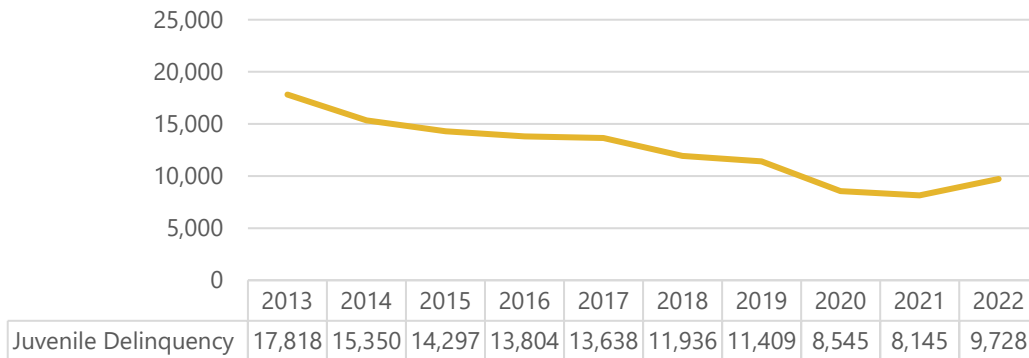
Total Juvenile Cases Filed



Total Juvenile Cases Filed

2013 to 2017	7.7% Increase in Total Juvenile Filings
2018 to 2022	25.6% Decrease in Total Juvenile Filings
2013 to 2022	27.7% Decrease in Total Juvenile Filings

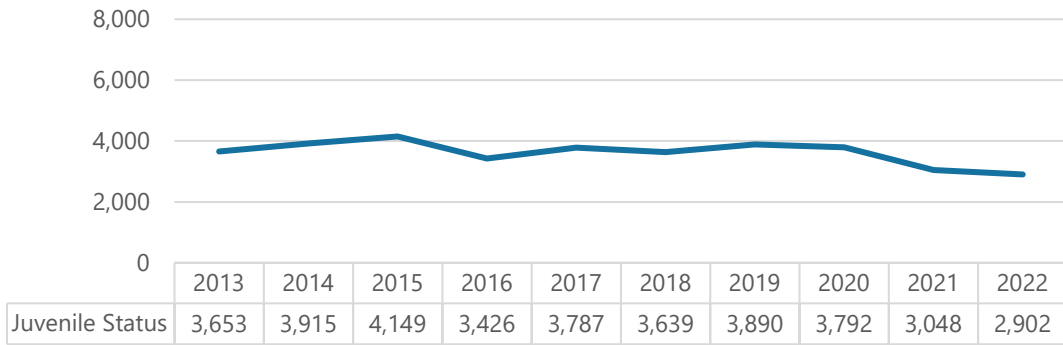
Juvenile Delinquency Filings



Juvenile Delinquency Filings

2013 to 2017	23.5% Decrease in Juvenile Delinquency Filings
2018 to 2022	18.5% Decrease in Juvenile Delinquency Filings
2013 to 2022	45.4% Decrease in Juvenile Delinquency Filings

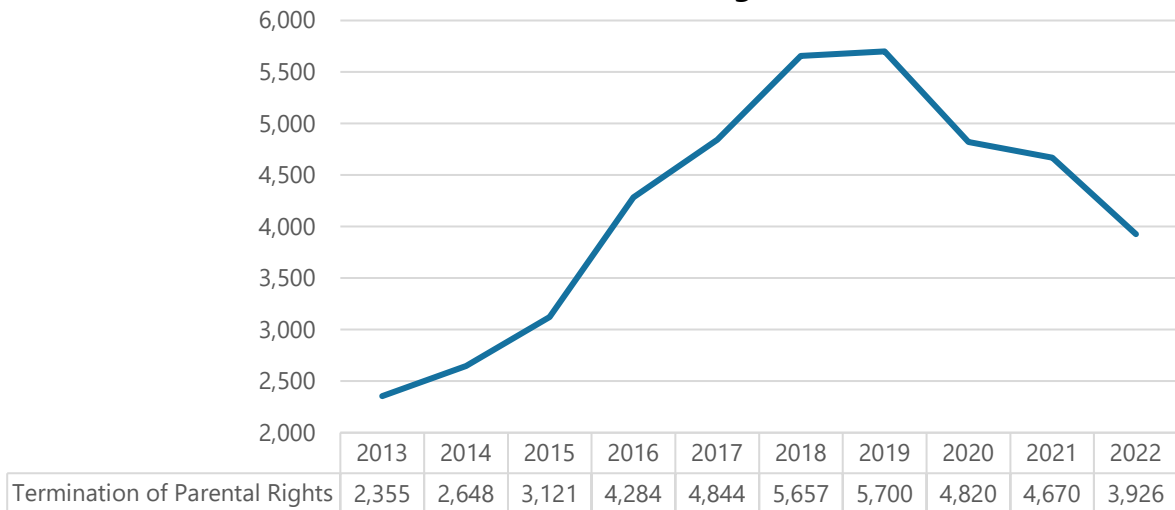
Juvenile Status Filings



Juvenile Status Filings

2013 to 2017	3.7% Increase in Juvenile Status Filings
2018 to 2022	20.3% Decrease in Juvenile Status Filings
2013 to 2022	20.6% Decrease in Juvenile Status Filings

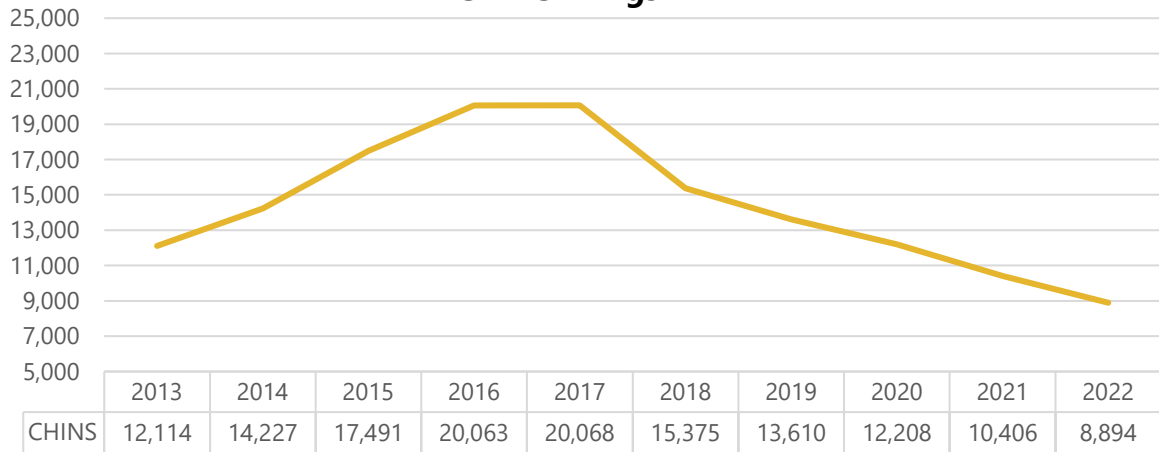
Termination of Parental Rights



Termination of Parental Rights Filings

2013 to 2017	105.7% Increase in Termination of Parental Rights Filings
2018 to 2022	30.6% Decrease in Termination of Parental Rights Filings
2013 to 2022	66.7% Increase in Termination of Parental Rights Filings

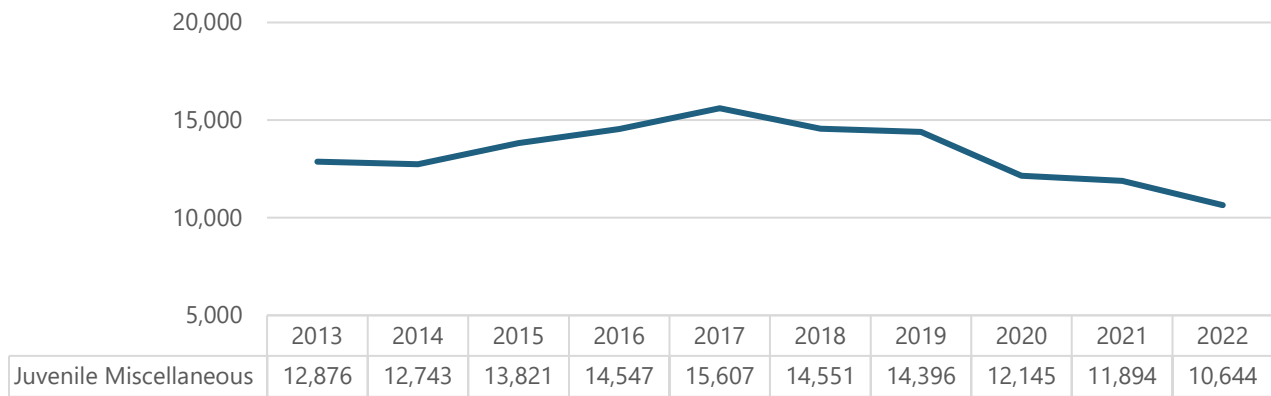
CHINS Filings



CHINS Filings

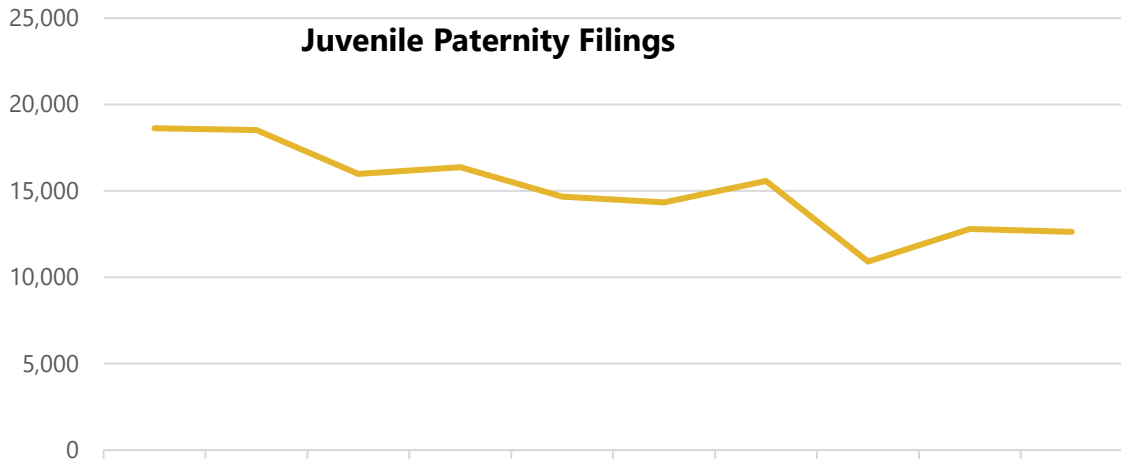
2013 to 2017	65.7% Increase in CHINS Filings
2018 to 2022	42.2% Decrease in CHINS Filings
2013 to 2022	26.6% Decrease in CHINS Filings

Juvenile Miscellaneous Filings



Juvenile Miscellaneous Filings

2013 to 2017	21.2% Increase in Juvenile Miscellaneous Filings
2018 to 2022	26.9% Decrease in Juvenile Miscellaneous Filings
2013 to 2022	17.3% Decrease in Juvenile Miscellaneous Filings

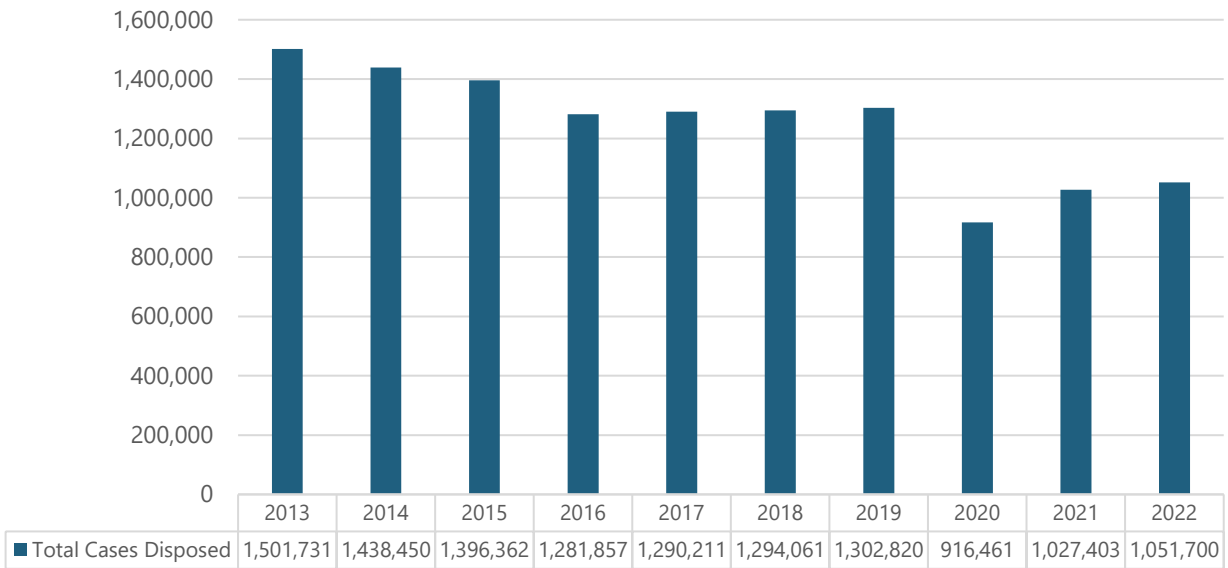


	2013	2014	2015	2016	2017	2018	2019	2020	2021	2022
Juvenile Paternity	18,626	18,512	15,982	16,375	14,673	14,343	15,582	10,910	12,791	12,639

Juvenile Paternity Filings

2013 to 2017	21.2% Decrease in Juvenile Paternity Filings
2018 to 2022	11.9% Decrease in Juvenile Paternity Filings
2013 to 2022	32.1% Decrease in Juvenile Paternity Filings

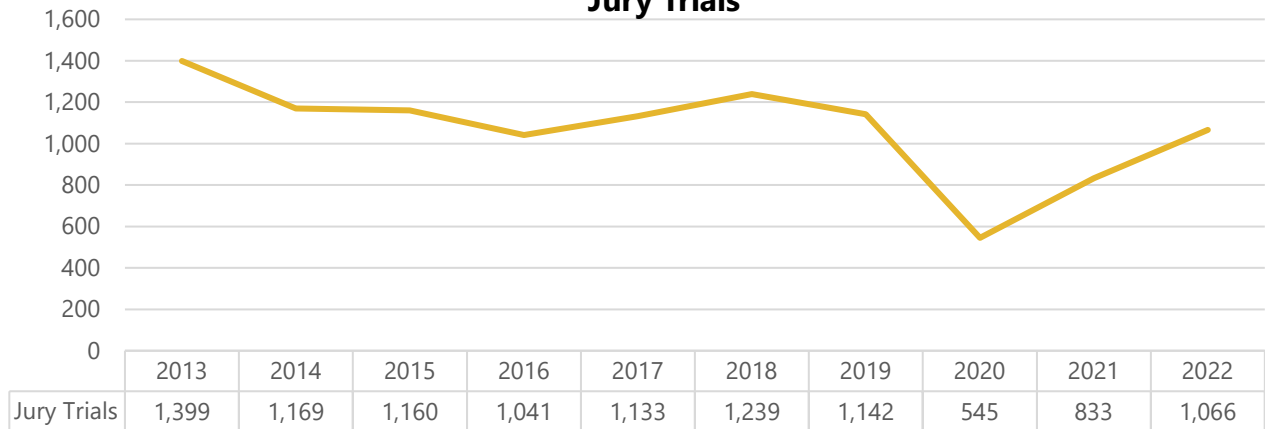
Total Cases Disposed



Total Disposed

2013 to 2017	14.1% Decrease in Dispositions
2018 to 2022	18.7% Decrease in Dispositions
2013 to 2022	30.0% Decrease in Dispositions

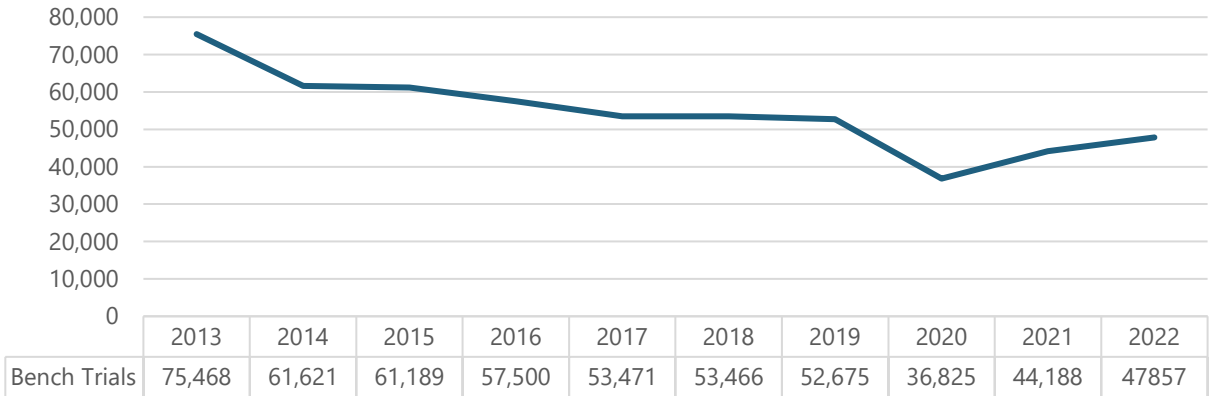
Jury Trials



Jury Trials

2013 to 2017	19.0% Decrease Jury Trials
2018 to 2022	4.0% Decrease in Jury Trials
2013 to 2022	23.8% Decrease in Jury Trials

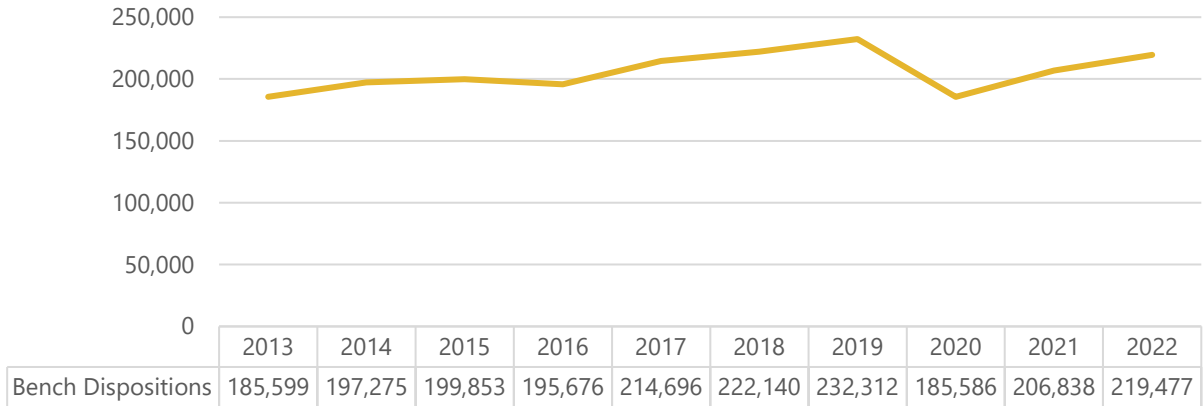
Bench Trials



Bench Trials

2013 to 2017	29.1% Decrease in Bench Trials
2018 to 2022	10.5% Decrease in Bench Trials
2013 to 2022	36.6% Decrease in Bench Trials

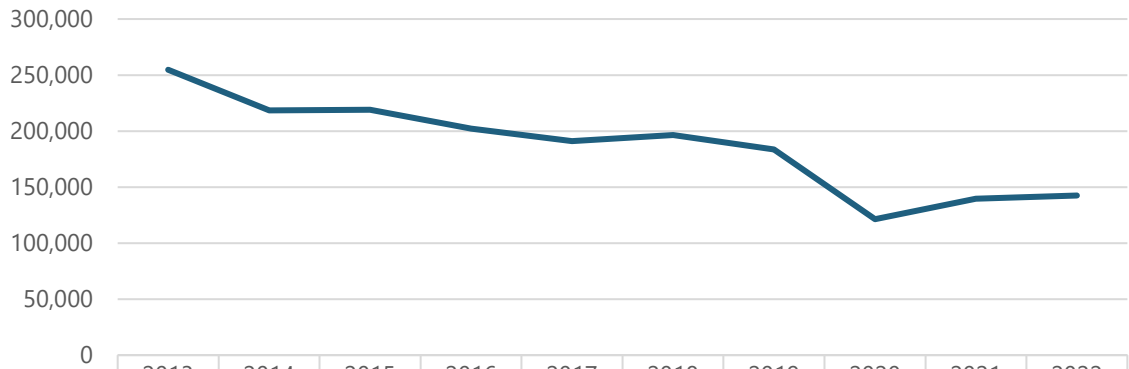
Bench Dispositions



Bench Dispositions

2013 to 2017	15.7% Increase in Bench Dispositions
2018 to 2022	1.2% Decrease in Bench Dispositions
2013 to 2022	18.3% Increase in Bench Dispositions

Guilty Plea/Admissions

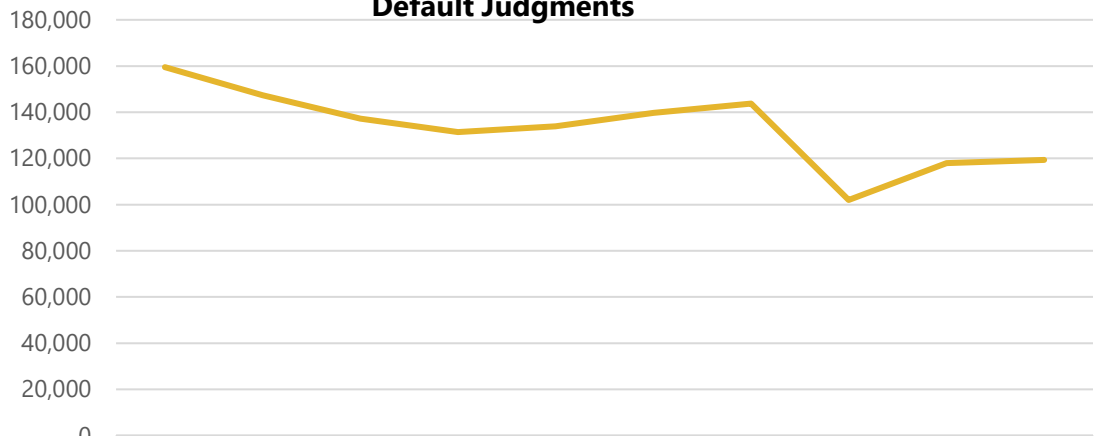


	2013	2014	2015	2016	2017	2018	2019	2020	2021	2022
Guilty Plea/Admission	254,730	218,356	219,132	202,197	191,105	196,429	183,680	121,348	139,734	142,468

Guilty Plea/Admissions

2013 to 2017	24.9% Decrease in Guilty Plea/Admissions
2018 to 2022	27.5% Decrease in Guilty Plea/Admissions
2013 to 2022	44.1% Decrease in Guilty Plea/Admissions

Default Judgments

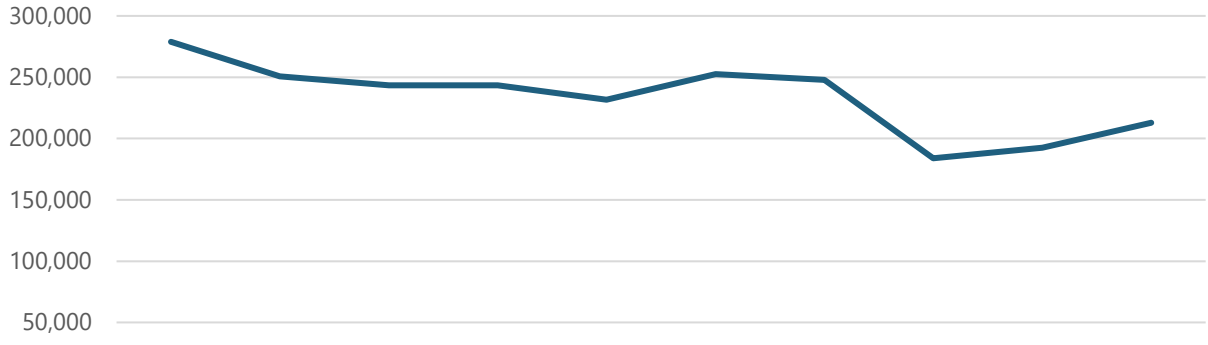


	2013	2014	2015	2016	2017	2018	2019	2020	2021	2022
Default	159,507	147,287	137,233	131,368	133,869	139,744	143,673	102,003	117,967	119,412

Default Judgments

2013 to 2017	19.2% Decrease in Default Judgments
2018 to 2022	14.5% Decrease in Default Judgments
2013 to 2022	25.1% Decrease in Default Judgments

Dismissals

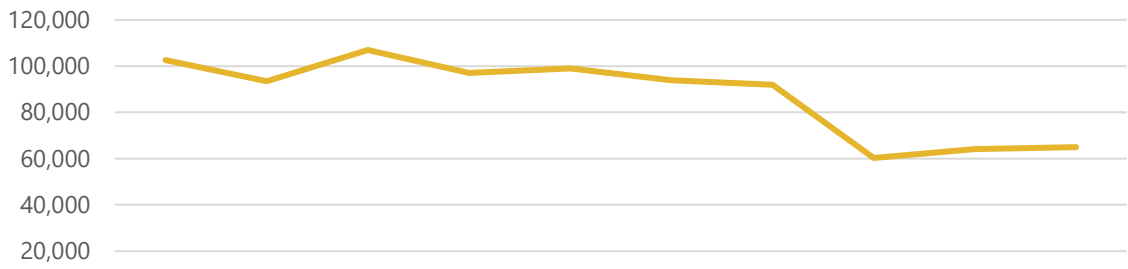


	2013	2014	2015	2016	2017	2018	2019	2020	2021	2022
Dismissals	278,871	250,725	243,408	243,479	231,610	252,642	247,758	183,902	192,527	212,872

Dismissals

2013 to 2017	16.9% Decrease in Dismissals
2018 to 2022	15.7% Decrease in Dismissals
2013 to 2022	23.7% Decrease in Dismissals

Deferred/Diverted

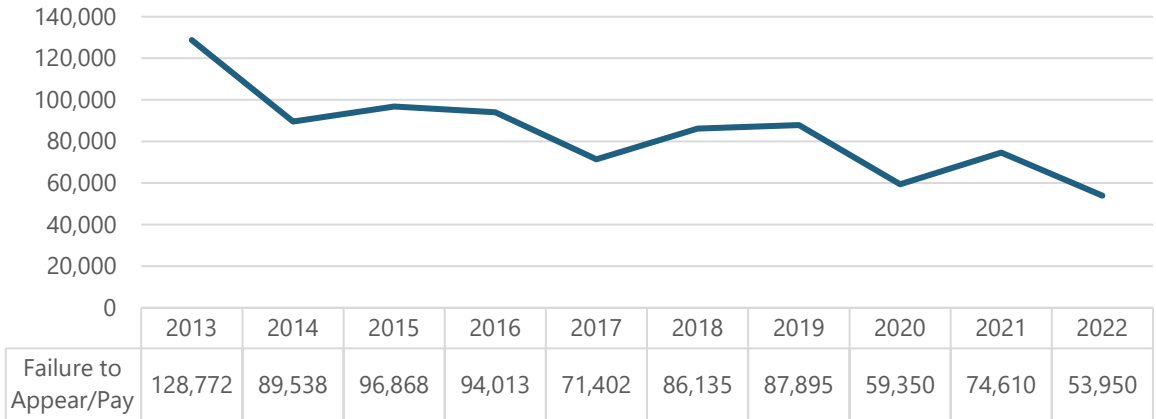


	2013	2014	2015	2016	2017	2018	2019	2020	2021	2022
Deferred/Diverted	102,562	93,512	106,954	97,019	98,946	93,849	91,868	60,247	64,030	64,980

Deferred/Diverted

2013 to 2017	3.5% Decrease in Deferred/Diverted
2018 to 2022	30.8% Decrease in Deferred/Diverted
2013 to 2022	36.6% Decrease in Deferred/Diverted

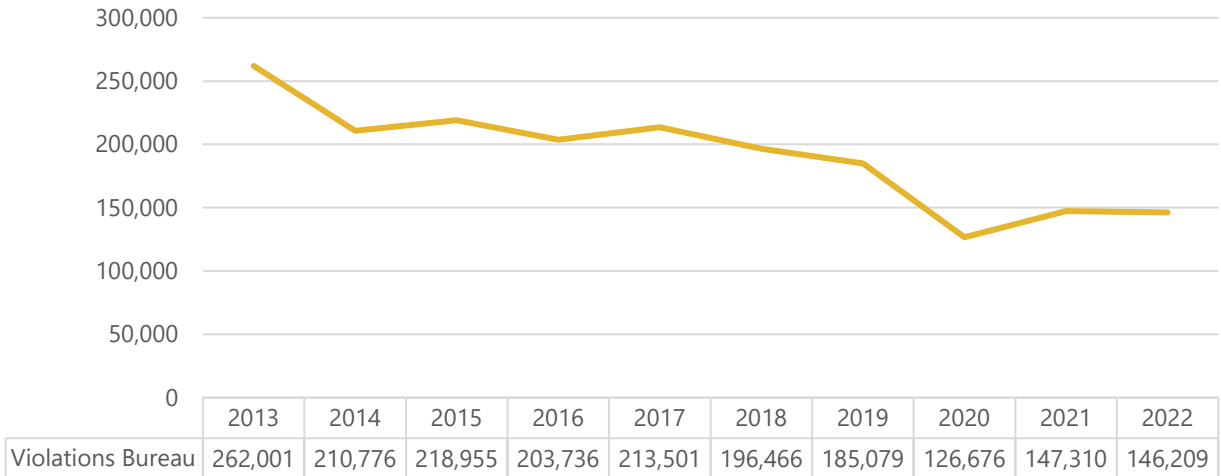
Failure to Appear/Pay



Failure to Appear/Pay

2013 to 2017	44.6% Decrease in Failure to Appear/Pay
2018 to 2022	37.4% Increase in Failure to Appear/Pay
2013 to 2022	58.1% Decrease in Failure to Appear/Pay

Violations Bureau



Violations Bureau

2013 to 2017	18.5% Decrease in Violations Bureau
2018 to 2022	25.6% Decrease in Violations Bureau
2013 to 2022	44.2% Decrease in Violations Bureau

ADDITIONAL JUDICIAL BRANCH REPORTS

INDIANA SUPREME COURT ANNUAL REPORTS

INDIANA COURT OF APPEALS REPORTS

INDIANA TAX COURT REPORTS



INDIANA SUPREME COURT



Office of Judicial Administration
251 North Illinois Street, Suite 1600
Indianapolis, Indiana 46204
317-232-2542

courts.in.gov