


The Employee's Guide to
The Family and
Medical Leave Act



WAGE AND HOUR DIVISION
UNITED STATES DEPARTMENT OF LABOR



An Introduction to the Family and Medical Leave Act


When you or a loved one experiences a serious health condition that requires you to take time off from work, the stress from worrying about keeping your job may add to an already difficult situation.

The Family and Medical Leave Act (FMLA) may be able to help. Whether you are unable to work because of your own serious health condition, or because you need to care for your parent, spouse, or child with a serious health condition, the FMLA provides unpaid, job-protected leave. Leave may be taken all at once, or may be taken intermittently as the medical condition requires.

This guide provides a simple overview of how the FMLA may benefit you. In your time of need, sometimes you just *need time*.

This Guide Will Explain:

- Who Can Use FMLA Leave?
- When Can I Use FMLA Leave?
- What Can the FMLA Do for Me?
- How Do I Request FMLA Leave?
- Communication With Your Employer
- Medical Certification
- Returning to Work
- How to File a Complaint
- Web Site Resources



Who Can Use FMLA Leave?

In order to take FMLA leave, you must first work for a covered employer. Generally, private employers with at least 50 employees are covered by the law. Private employers with fewer than 50 employees are not covered by the FMLA, but may be covered by state family and medical leave laws. Government agencies (including local, state and federal employers), and elementary and secondary schools are covered by the FMLA, regardless of the number of employees.

If you work for a covered employer, you need to meet additional criteria to be eligible to take FMLA leave. Not everyone who works for a covered employer is eligible.

First, you must have worked for your employer for at least 12 months. You do not have to have worked for 12 months in a row (so seasonal work counts), but generally if you have a break in service that lasted more than seven years, you cannot count the period of employment prior to the seven-year break.

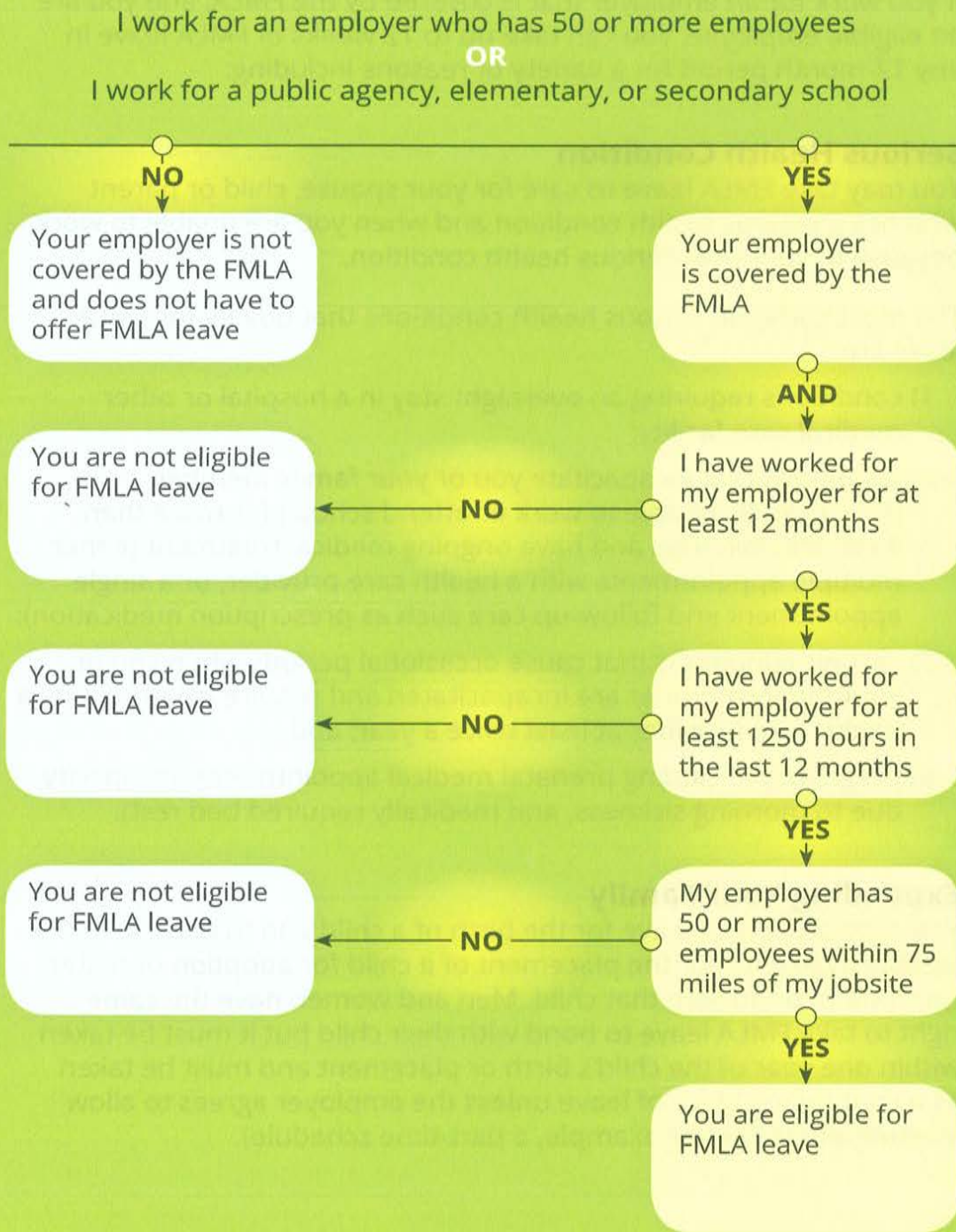
Second, you must have worked for the employer for at least 1250 hours in the 12 months before you take leave. That works out to be an average of about 24 hours per week, over the course of a year.

Lastly, you must work at a location where the employer has at least 50 employees within 75 miles of your worksite. So even if your employer has more than 50 employees, if they are spread out and there are not 50 employees within 75 miles of where you work, you will not be eligible to take FMLA leave.

Airline Flight Attendants/Flight Crew Employees

Due to non-traditional work schedules, airline flight attendants and flight crew members are subject to special eligibility requirements under the FMLA. You meet the hours of work requirement if, during the 12 months prior to your need for leave, you have worked or been paid for at least 60% of your applicable monthly guarantee, and have worked or been paid for at least 504 hours, not including personal commute time, or time spent on vacation, medical or sick leave.

Am I Eligible for FMLA Leave?



When Can I Use FMLA Leave?

If you work for an employer that is covered by the FMLA, and you are an eligible employee, you can take up to 12 weeks of FMLA leave in any 12-month period for a variety of reasons including:

Serious Health Condition


You may take FMLA leave to care for your spouse, child or parent who has a serious health condition and when you are unable to work because of your own serious health condition.

The most common serious health conditions that qualify for FMLA leave are:

- 1) conditions requiring an overnight stay in a hospital or other medical care facility;
- 2) conditions that incapacitate you or your family member (for example, unable to work or attend school) for more than 3 consecutive days and have ongoing medical treatment (either multiple appointments with a health care provider, or a single appointment and follow-up care such as prescription medication);
- 3) chronic conditions that cause occasional periods when you or your family member are incapacitated and require treatment by a health care provider at least twice a year; and
- 4) pregnancy (including prenatal medical appointments, incapacity due to morning sickness, and medically required bed rest).

Expanding Your Family

You may take FMLA leave for the birth of a child and to bond with the newborn child, or for the placement of a child for adoption or foster care and to bond with that child. Men and women have the same right to take FMLA leave to bond with their child but it must be taken within one year of the child's birth or placement and must be taken as a continuous block of leave unless the employer agrees to allow intermittent leave (for example, a part-time schedule).




Military Family Leave

The FMLA also provides certain military family leave entitlements. You may take FMLA leave for specified reasons related to certain military deployments. Additionally, you may take up to 26 weeks of FMLA leave in a single 12-month period to care for a covered servicemember with a serious injury or illness.

In Loco Parentis

A child under the FMLA includes not only a biological or adopted child, but also a foster child, a stepchild, a legal ward, or a child of a person standing in loco parentis. The FMLA regulations define in loco parentis as including those with day-to-day responsibilities to care for and financially support a child. Employees who have no biological or legal relationship with a child may nonetheless stand in loco parentis to the child and be entitled to FMLA leave. For example, an uncle who is caring for his young niece and nephew when their single parent has been called to active military duty or an employee who is co-parenting a child with his or her same sex partner may exercise their right to FMLA leave. Also, an eligible employee is entitled to take FMLA leave to care for a person who stood in loco parentis to the employee when the employee was a child. (See Administrator's Interpretation No. 2010-3 and Fact Sheets 28B and C.)



What Can the FMLA Do for Me?



If you are faced with a health condition that causes you to miss work, whether it is because of your own serious health condition or to care for a family member with a serious health condition, you may be able to take up to 12 weeks of job-protected time off under the FMLA.

If you take FMLA leave, your employer must continue your health insurance as if you were not on leave (you may be required to continue to make any normal employee contributions).

As long as you are able to return to work before you exhaust your FMLA leave, you must be returned to the same job (or one nearly identical to it). This job protection is intended to lessen the stress that you may otherwise feel if forced to choose between work and family during a serious medical situation.

Time off under the FMLA may not be held against you in employment actions such as hiring, promotions or discipline.

You can take FMLA leave as either a single block of time (for example, three weeks of leave for surgery and recovery) or in multiple, smaller blocks of time if medically necessary (for example, occasional absences due to diabetes). You can also take leave on a part-time basis if medically necessary (for example, if after surgery you are able to return to work only four hours a day or three days a week for a period of time). If you need multiple periods of leave for planned medical treatment such as physical therapy appointments, you must try to schedule the treatment at a time that minimizes the disruption to your employer.

FMLA leave is unpaid leave. However, if you have sick time, vacation time, personal time, etc., saved up with your employer, you may use that leave time, along with your FMLA leave so that you continue to get paid. In order to use such leave, you must follow your employer's normal leave rules such as submitting a leave form or providing advance notice. Even if you don't want to use your paid leave, your employer can require you to use it during your FMLA leave. For example, if you are out for one week recovering from surgery, and you have two weeks of paid vacation saved up, your employer can require you to use one week of your vacation time for your FMLA leave. When you use paid leave for an FMLA-covered reason (whether at your request or your employer's), your leave time is still protected by the FMLA.

How Do I Request FMLA Leave?

To take FMLA leave, you must provide your employer with appropriate notice. If you know in advance that you will need FMLA leave (for example, if you are planning to have surgery or you are pregnant), you must give your employer at least 30 days advance notice. If you learn of your need for leave less than 30 days in advance, you must give your employer notice as soon as you can (generally either the day you learn of the need or the next work day). When you need FMLA leave unexpectedly (for example, if a family member is injured in an accident), you **MUST** inform your employer as soon as you can. You must follow your employer's usual notice or call-in procedures unless you are unable to do so (for example, if you are receiving emergency medical care).

While you do not have to specifically ask for FMLA leave for your first leave request, you do need to provide enough information so your employer is aware it may be covered by the FMLA. Once a condition has been approved for FMLA leave and you need additional leave for that condition (for example recurring migraines or physical therapy appointments), your request must mention that condition or your need for FMLA leave. If you don't give your employer enough information to know that your leave may be covered by the FMLA, your leave may not be protected.

You do not have to tell your employer your diagnosis, but you do need to provide information indicating that your leave is due to an FMLA-protected condition (for example, stating that you have been to the doctor and have been given antibiotics and told to stay home for four days).

Communication With Your Employer

Ongoing communication between you and your employer will make the FMLA process run much more smoothly. Each of you has to follow guidelines about notifying the other when FMLA leave is being used.

You will need to inform your employer if your need for FMLA leave changes while you are out (for example, if your doctor determines that you can return to work earlier than expected). Your employer may also require you to provide periodic updates on your status and your intent to return to work.

Your employer must notify you if you are eligible for FMLA leave within 5 business days of your first leave request. If the employer says that you are not eligible, it has to state at least one reason why you are not eligible (for example, you have not worked for the employer for a total of 12 months).

At the same time that your employer gives you an eligibility notice, it must also give you a notice of your rights and responsibilities under the FMLA. This notice must include:

- a definition of the 12-month period the employer uses to keep track of FMLA usage. For example, it can be a calendar year, 12 months from the first time you take leave, a “fixed” year such as your anniversary date, or a “rolling” 12-month period measured backward from the date you use FMLA leave. You need to know which way your employer measures the 12-month window so that you can be sure of how much FMLA leave you have available when you need it;

The FMLA Leave Process

- whether you will be required to provide medical certification from a health care provider;
- your right to use paid leave;
- whether your employer will require you to use your paid leave;
- your right to maintain your health benefits and whether you will be required to make premium payments; and
- your right to return to your job at the end of your FMLA leave.

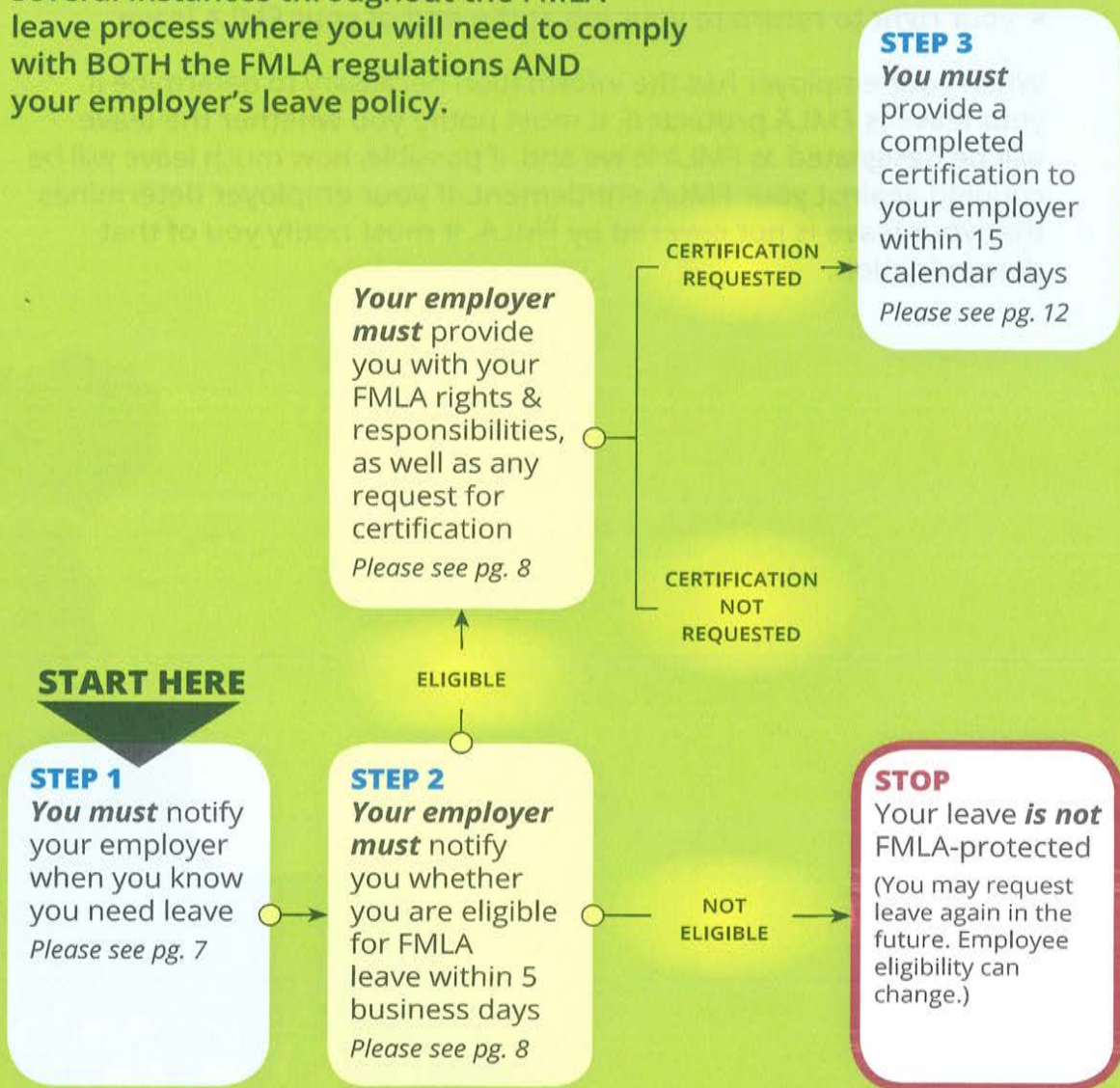
When your employer has the information necessary to determine if your leave is FMLA protected, it must notify you whether the leave will be designated as FMLA leave and, if possible, how much leave will be counted against your FMLA entitlement. If your employer determines that your leave is not covered by FMLA, it must notify you of that determination.





The FMLA Leave Process

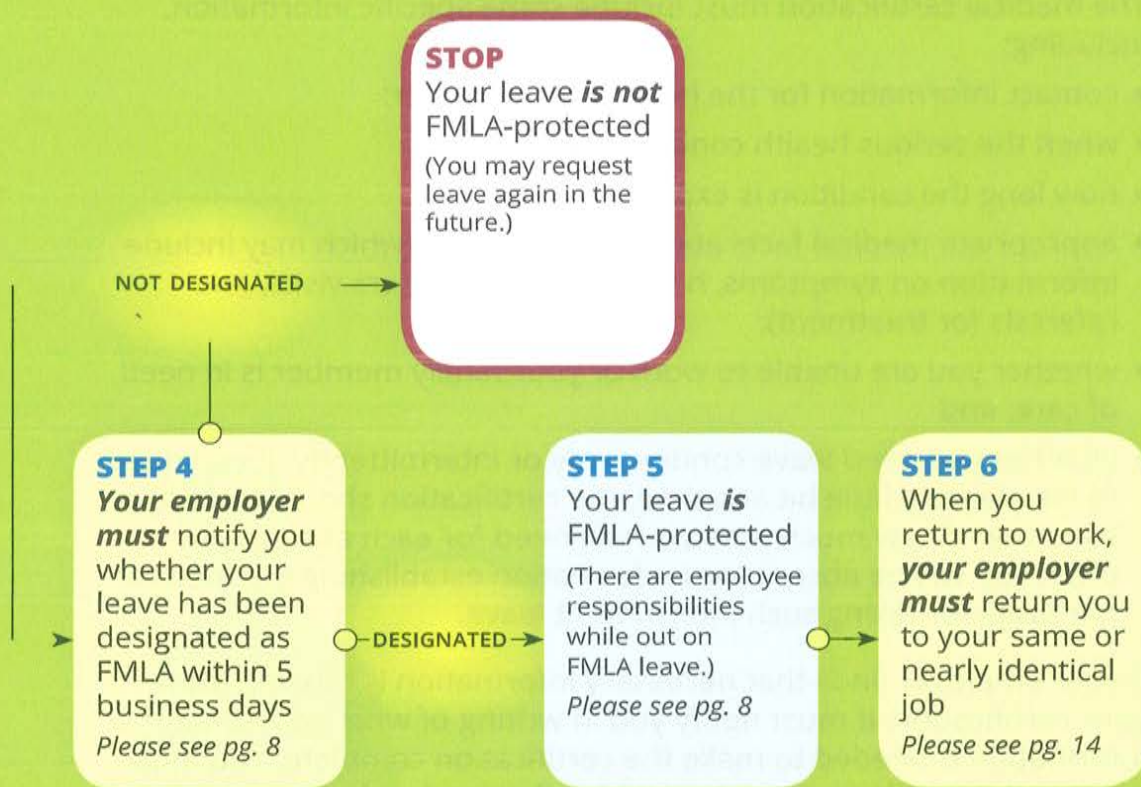
This flowchart provides general information to walk you through your initial request for FMLA leave. It is a step-by-step guide that will help you navigate the sometimes complicated FMLA process.

Please note, it is **ESSENTIAL** that you are familiar with your employer's leave policy. There are several instances throughout the FMLA leave process where you will need to comply with **BOTH** the FMLA regulations **AND** your employer's leave policy.





-  YOUR RESPONSIBILITY
-  YOUR EMPLOYER'S RESPONSIBILITY



Medical Certification

If your employer requests medical certification, you only have 15 calendar days to provide it in most circumstances. You are responsible for the cost of getting the certification from a health care provider and for making sure that the certification is provided to your employer. If you fail to provide the requested medical certification, your FMLA leave may be denied.

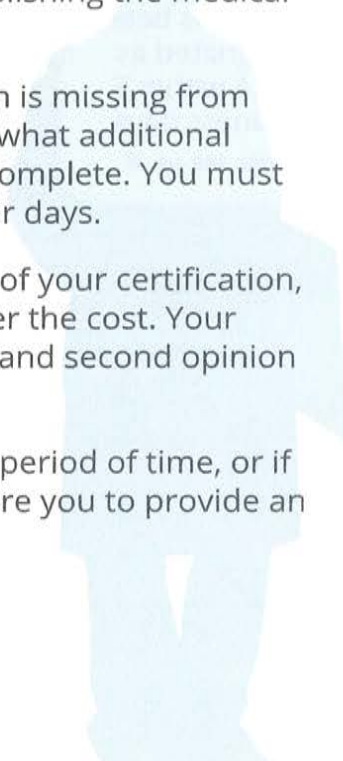
The medical certification must include some specific information, including:

- contact information for the health care provider;
- when the serious health condition began;
- how long the condition is expected to last;
- appropriate medical facts about the condition (which may include information on symptoms, hospitalization, doctors visits, and referrals for treatment);
- whether you are unable to work or your family member is in need of care; and
- whether you need leave continuously or intermittently. If you need to take leave a little bit at a time, the certification should include an estimate of how much time you will need for each absence, how often you will be absent, and information establishing the medical necessity for taking such intermittent leave.

If your employer finds that necessary information is missing from your certification, it must notify you in writing of what additional information is needed to make the certification complete. You must provide the missing information within 7 calendar days.

If your employer has concerns about the validity of your certification, it may request a second opinion, but it must cover the cost. Your employer may request a third opinion if the first and second opinion differ, but it must cover the cost.

If your need for leave continues for an extended period of time, or if it changes significantly, your employer may require you to provide an updated certification.



Certification at a Glance



YOUR EMPLOYER MAY REQUIRE YOU TO:

- Correct any deficiencies in your certification identified by your employer within 7 days
- Obtain a 2nd medical opinion if your employer doubts the validity of your certification
- Obtain a 3rd medical opinion if the 1st and 2nd opinions differ

YOUR EMPLOYER MAY DENY FMLA LEAVE IF YOU FAIL TO PROVIDE A REQUESTED CERTIFICATION



YOUR RESPONSIBILITY



YOUR EMPLOYER'S RESPONSIBILITY

Returning to Work



When you return to work, the FMLA requires that your employer return you to the same job that you left, or one that is nearly identical.

If you are not returned to the exact same job, the new position must:

- involve the same or substantially similar duties, responsibilities, and status;
- include the same general level of skill, effort, responsibility and authority;
- offer identical pay, including equivalent premium pay, overtime and bonus opportunities;
- offer identical benefits (such as life insurance, health insurance, disability insurance, sick leave, vacation, educational benefits, pensions, etc.); and
- offer the same general work schedule, and be at the same (or nearby) location.

Please keep in mind that if you exhaust your FMLA leave entitlement and are unable to return to work, your employer is not required to restore you to your position.

SPECIAL CIRCUMSTANCES:

“Key” Employees

Certain “key” employees may not be guaranteed reinstatement to their positions following FMLA leave. A “key employee” is defined as a salaried, FMLA-eligible employee who is among the highest paid 10 percent of all the employees working for the employer within 75 miles of the employee’s worksite.

Teachers

Special rules apply to employees of local education agencies. Generally, these rules apply when you need intermittent leave or when you need leave near the end of a school term.

Please visit our web site for more complete information.

How to File a Complaint

The U.S. Department of Labor's Wage & Hour Division (WHD) is responsible for administering and enforcing the Family and Medical Leave Act for most employees.

If you have questions, or you think that your rights under the FMLA may have been violated, you can contact WHD at 1-866-487-9243. You will be directed to the WHD office nearest you for assistance. There are over 200 WHD offices throughout the country staffed with trained professionals to help you.

The information below is useful when filing a complaint with WHD:

- your name;
- your address and phone number (how you can be contacted);
- the name of the company where you work or worked;
- location of the company (this may be different than the actual job site where you worked);
- phone number of the company;
- manager or owner's name; and
- the circumstances of your FMLA request and your employer's response.

Your employer is prohibited from interfering with, restraining, or denying the exercise of FMLA rights, retaliating against you for filing a complaint and cooperating with the Wage and Hour Division, or bringing a private action to court. You should contact the Wage and Hour Division immediately if your employer retaliates against you for engaging in any of these legally protected activities.

Information about the FMLA may be found on our web site at www.dol.gov/whd/fmla.

Web Site Resources

Visit the Wage and Hour Division web site at www.dol.gov/whd/fmla for resources containing information about the FMLA, including:

- Key News
- General Guidance
- Fact Sheets
- e-Tools
- Posters
- Forms
- Interpretive Guidance
- Law
- Regulation

**U.S. Department of Labor
Wage and Hour Division**

200 Constitution Avenue, NW
Washington, DC 20210

1-866-4-USWAGE

(1-866-487-9243)

www.dol.gov/whd