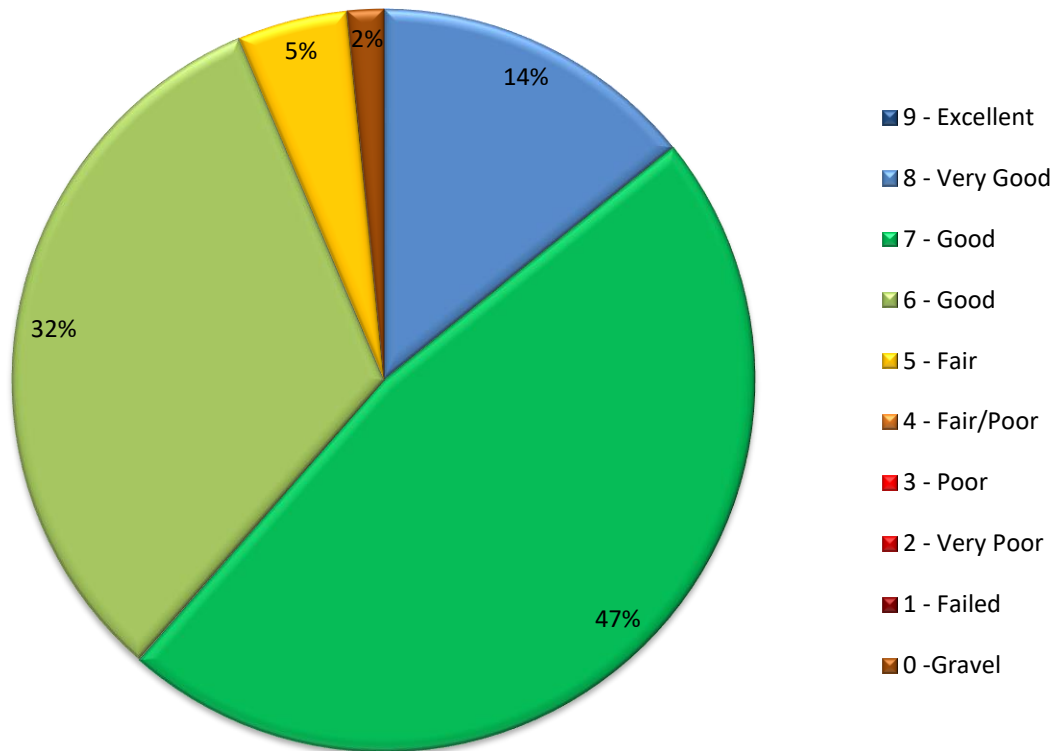


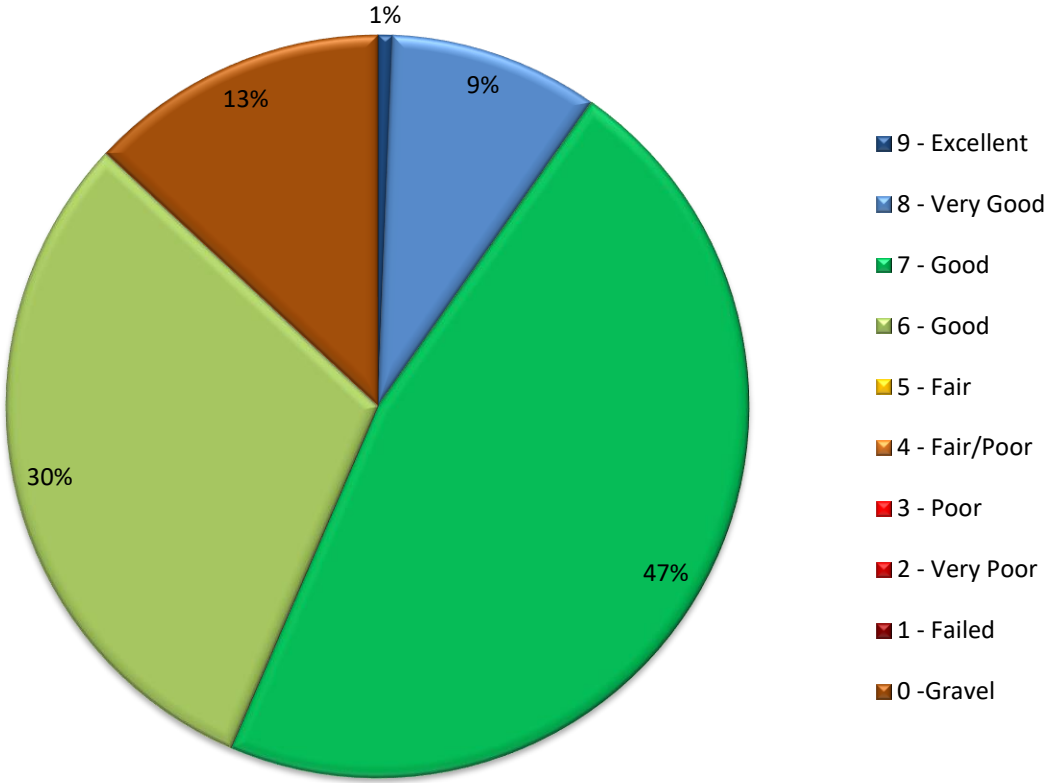
**APPENDIX A**  
**2023 ROAD RATING**  
**BY TOWNSHIP**

## ALLEN TOWNSHIP



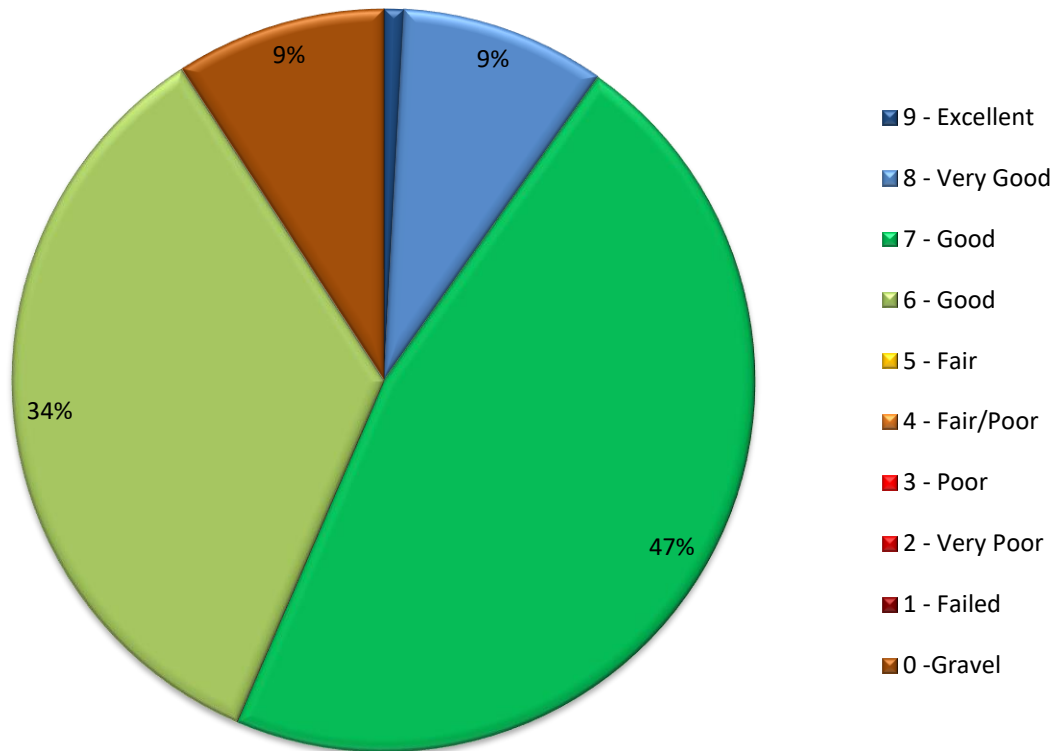
ALLEN TOWNSHIP			
Rating	Mileage	Percentage	Weight Rating
9 - Excellent	0.00	0.0%	0.00
8 - Very Good	8.98	14.2%	1.16
7 - Good	29.82	47.2%	3.36
6 - Good	20.31	32.2%	1.96
5 - Fair	3.02	4.8%	0.24
4 - Fair/Poor	0.00	0.0%	0.00
3 - Poor	0.00	0.0%	0.00
2 - Very Poor	0.00	0.0%	0.00
1 - Failed	0.00	0.0%	0.00
0 -Gravel	1.01	1.6%	N/A
<b>Total:</b>	<b>63.13</b>	<b>100.0%</b>	<b>6.72</b>

# ELKHART TOWNSHIP



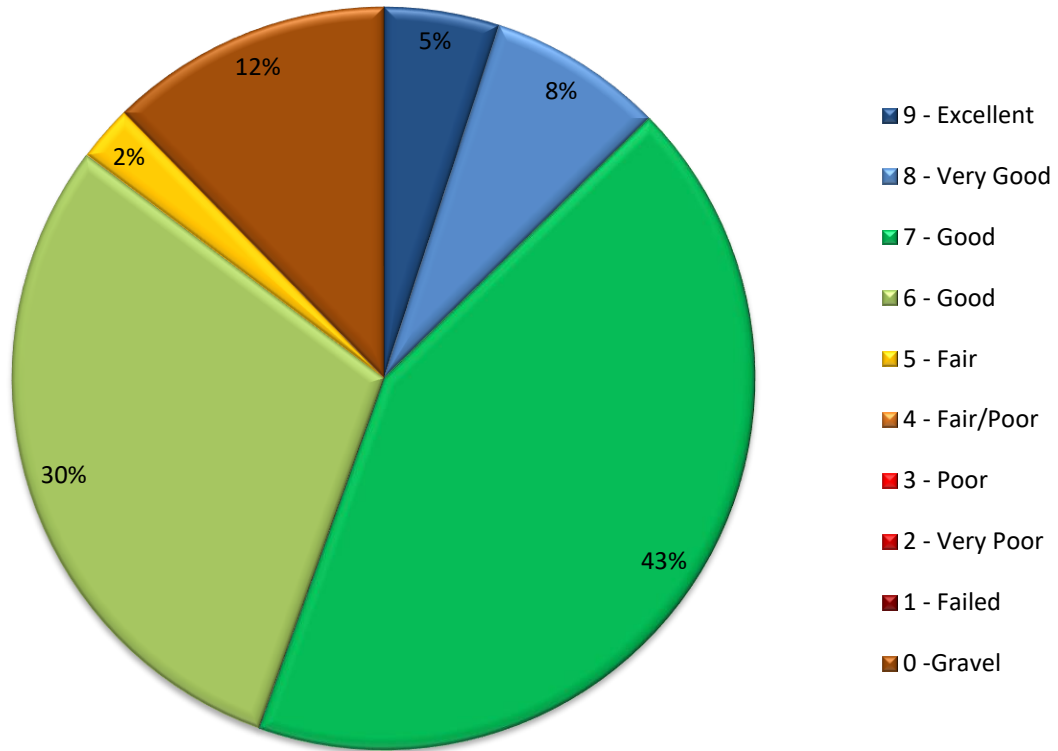
ELKHART TOWNSHIP			
Rating	Mileage	Percentage	Weight Rating
9 - Excellent	0.43	0.6%	0.06
8 - Very Good	6.32	9.1%	0.84
7 - Good	32.28	46.7%	3.76
6 - Good	21.06	30.5%	2.10
5 - Fair	0.00	0.0%	0.00
4 - Fair/Poor	0.00	0.0%	0.00
3 - Poor	0.00	0.0%	0.00
2 - Very Poor	0.00	0.0%	0.00
1 - Failed	0.00	0.0%	0.00
0 -Gravel	9.03	13.1%	N/A
<b>Total:</b>	<b>69.12</b>	<b>100.0%</b>	<b>6.77</b>

## GREEN TOWNSHIP



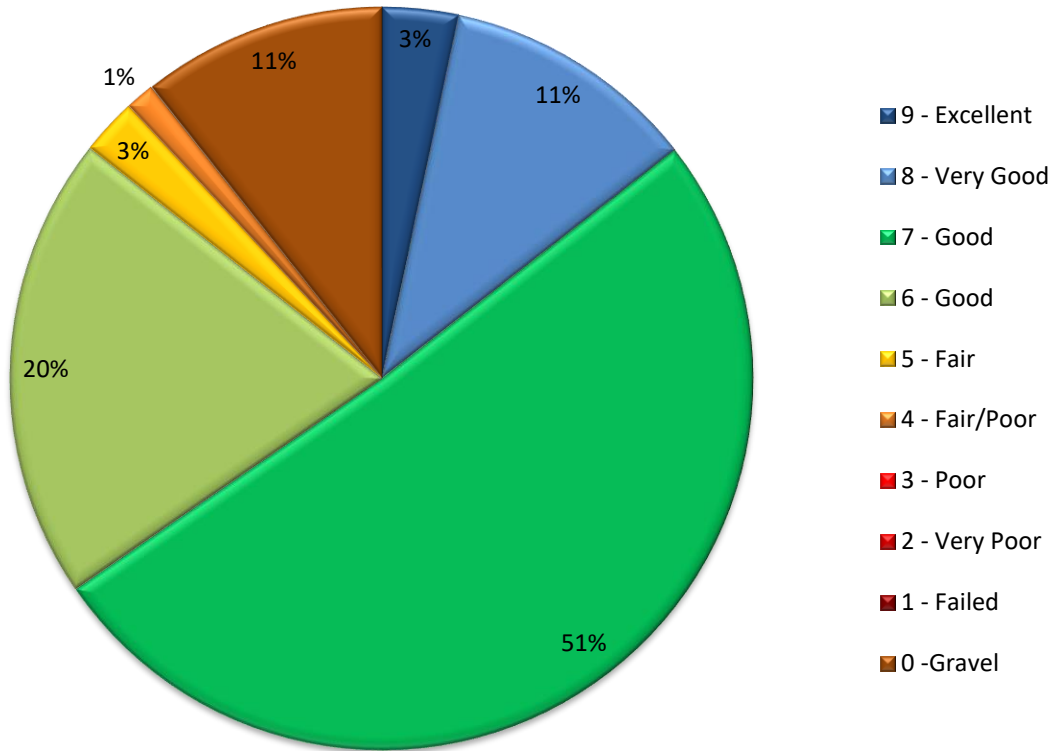
GREEN TOWNSHIP			
Rating	Mileage	Percentage	Weight Rating
9 - Excellent	0.57	0.9%	0.08
8 - Very Good	5.98	8.9%	0.79
7 - Good	31.24	46.7%	3.60
6 - Good	23.02	34.4%	2.27
5 - Fair	0.00	0.0%	0.00
4 - Fair/Poor	0.00	0.0%	0.00
3 - Poor	0.00	0.0%	0.00
2 - Very Poor	0.00	0.0%	0.00
1 - Failed	0.00	0.0%	0.00
0 - Gravel	6.13	9.2%	N/A
<b>Total:</b>	<b>66.94</b>	<b>100.0%</b>	<b>6.74</b>

## JEFFERSON TOWNSHIP



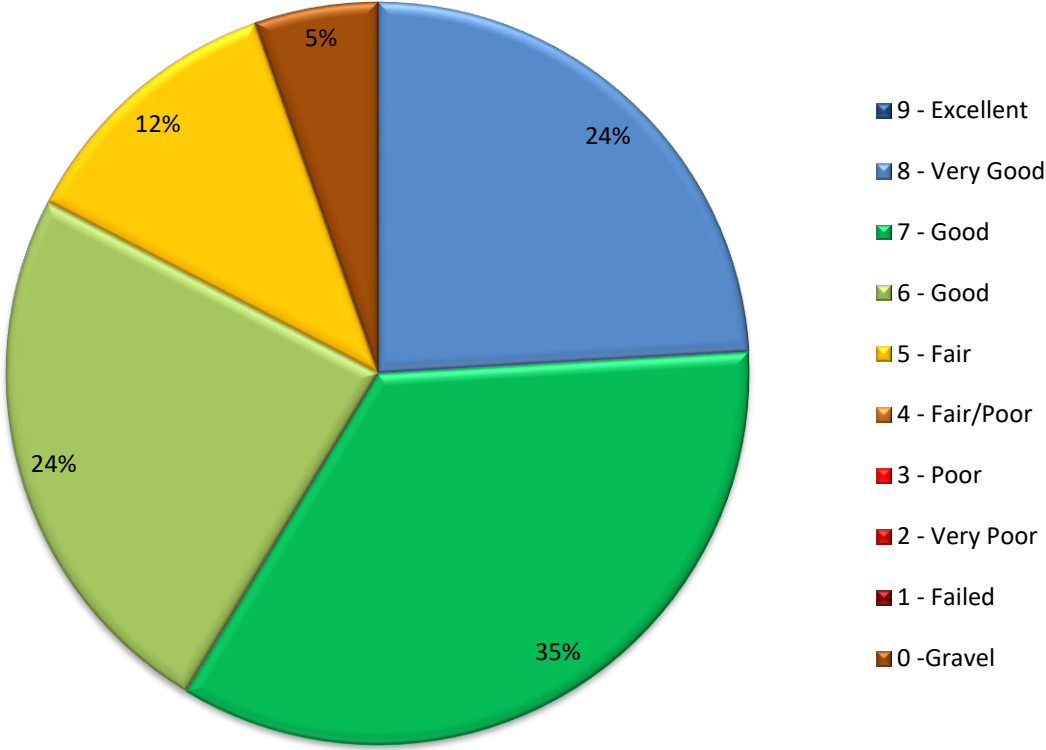
JEFFERSON TOWNSHIP			
Rating	Mileage	Percentage	Weight Rating
9 - Excellent	3.59	5.0%	0.52
8 - Very Good	5.47	7.6%	0.70
7 - Good	30.64	42.8%	3.42
6 - Good	21.31	29.8%	2.04
5 - Fair	1.76	2.5%	0.14
4 - Fair/Poor	0.00	0.0%	0.00
3 - Poor	0.00	0.0%	0.00
2 - Very Poor	0.00	0.0%	0.00
1 - Failed	0.00	0.0%	0.00
0 -Gravel	8.81	12.3%	N/A
<b>Total:</b>	<b>71.57</b>	<b>100.0%</b>	<b>6.81</b>

## NOBLE TOWNSHIP



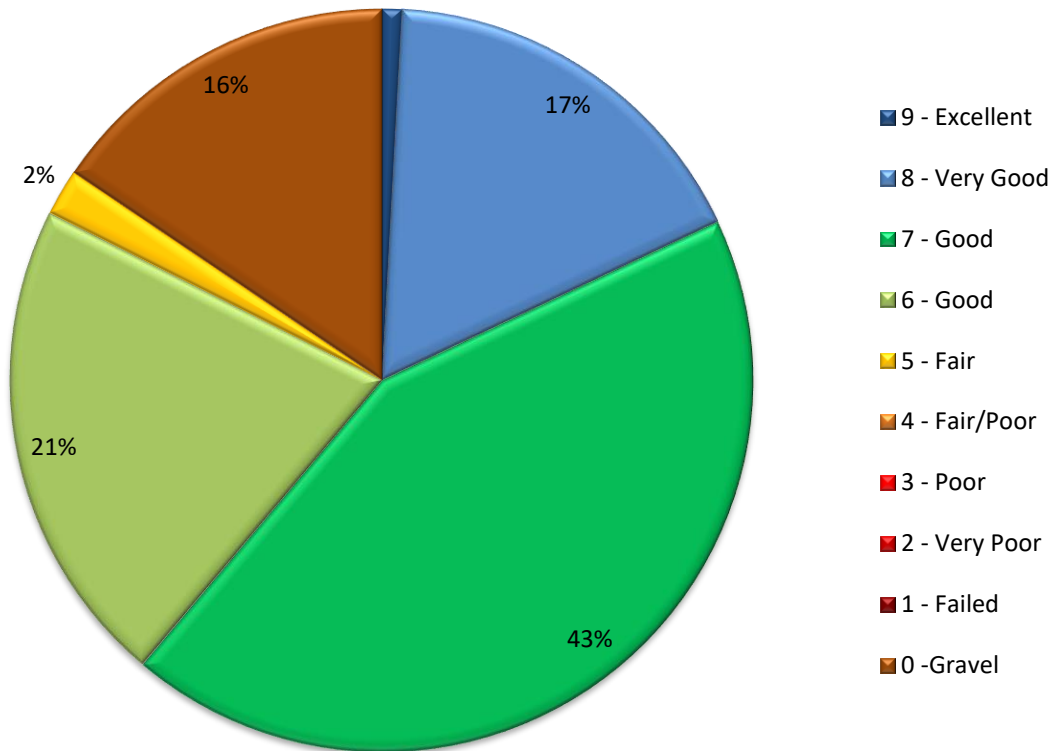
NOBLE TOWNSHIP			
Rating	Mileage	Percentage	Weight Rating
9 - Excellent	2.60	3.3%	0.33
8 - Very Good	8.81	11.2%	1.00
7 - Good	40.20	51.0%	3.99
6 - Good	15.96	20.2%	1.36
5 - Fair	1.93	2.4%	0.14
4 - Fair/Poor	0.99	1.3%	0.06
3 - Poor	0.00	0.0%	0.00
2 - Very Poor	0.00	0.0%	0.00
1 - Failed	0.00	0.0%	0.00
0 -Gravel	8.41	10.7%	N/A
<b>Total:</b>	<b>78.90</b>	<b>100.0%</b>	<b>6.88</b>

# ORANGE TOWNSHIP



ORANGE TOWNSHIP			
Rating	Mileage	Percentage	Weight Rating
9 - Excellent	0.00	0.0%	0.00
8 - Very Good	16.07	24.1%	2.04
7 - Good	23.07	34.6%	2.56
6 - Good	16.00	24.0%	1.52
5 - Fair	8.00	12.0%	0.63
4 - Fair/Poor	0.00	0.0%	0.00
3 - Poor	0.00	0.0%	0.00
2 - Very Poor	0.00	0.0%	0.00
1 - Failed	0.00	0.0%	0.00
0 -Gravel	3.59	5.4%	N/A
<b>Total:</b>	<b>66.73</b>	<b>100.0%</b>	<b>6.75</b>

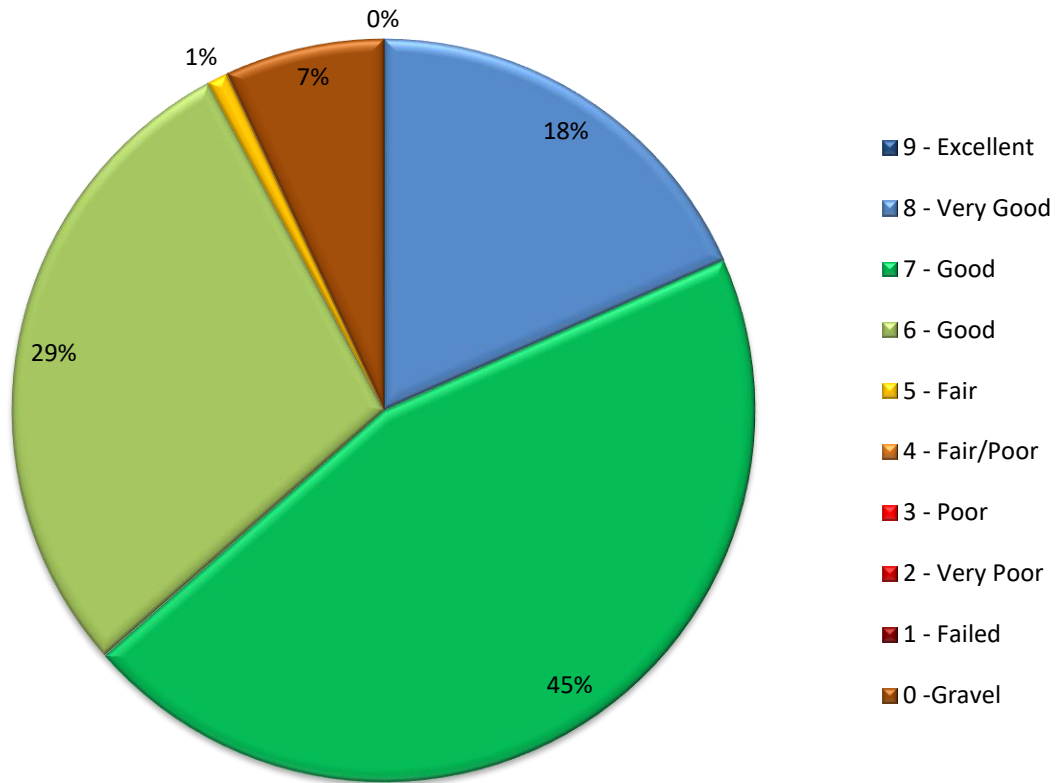
## PERRY TOWNSHIP



PERRY TOWNSHIP			
Rating	Mileage	Percentage	Weight Rating
9 - Excellent	0.57	0.9%	0.09
8 - Very Good	11.46	17.1%	1.62
7 - Good	28.88	43.2%	3.58
6 - Good	14.23	21.3%	1.51
5 - Fair	1.36	2.0%	0.12
4 - Fair/Poor	0.00	0.0%	0.00
3 - Poor	0.00	0.0%	0.00
2 - Very Poor	0.00	0.0%	0.00
1 - Failed	0.00	0.0%	0.00
0 -Gravel	10.40	15.6%	N/A
<b>Total:</b>	<b>66.90</b>	<b>100.0%</b>	<b>6.92</b>

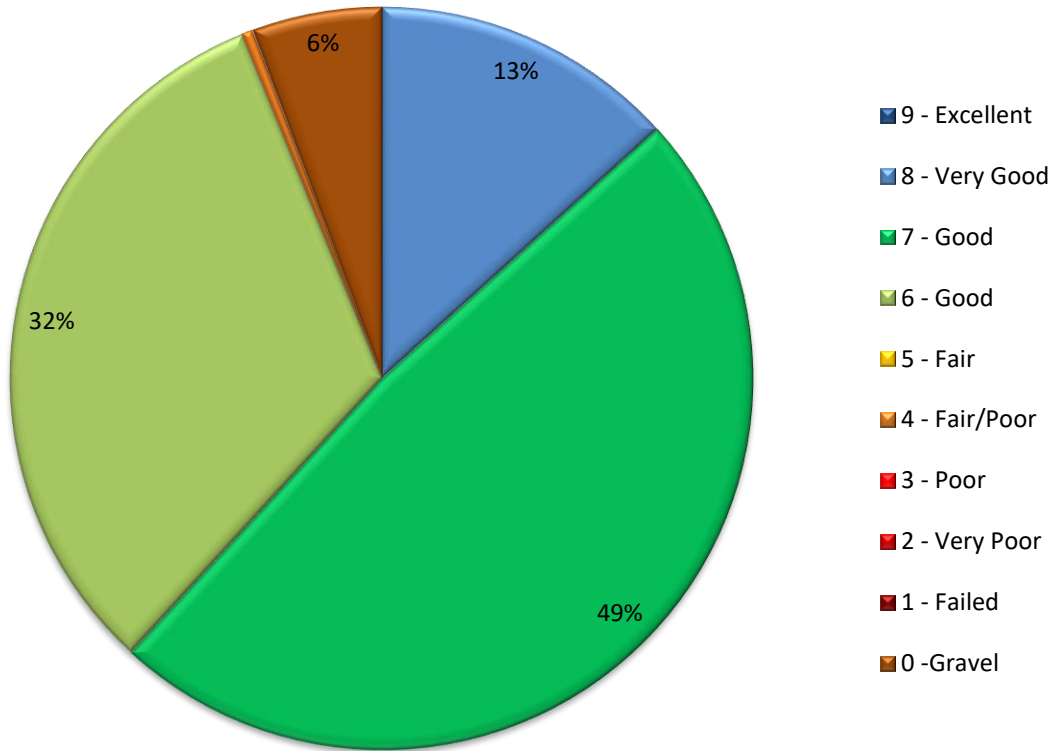


## SPARTA TOWNSHIP



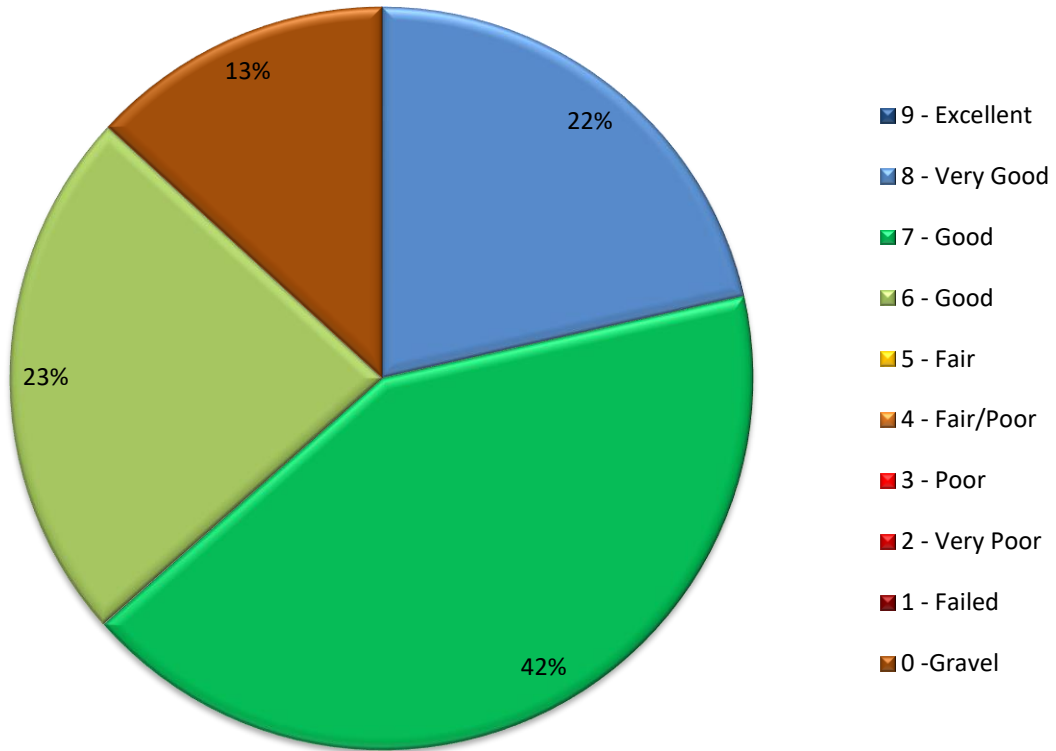
SPARTA TOWNSHIP			
Rating	Mileage	Percentage	Weight Rating
9 - Excellent	0.00	0.0%	0.00
8 - Very Good	11.96	18.4%	1.58
7 - Good	29.40	45.2%	3.40
6 - Good	18.64	28.6%	1.85
5 - Fair	0.58	0.9%	0.05
4 - Fair/Poor	0.00	0.0%	0.00
3 - Poor	0.00	0.0%	0.00
2 - Very Poor	0.00	0.0%	0.00
1 - Failed	0.00	0.0%	0.00
0 - Gravel	4.52	6.9%	N/A
<b>Total:</b>	<b>65.10</b>	<b>100.0%</b>	<b>6.87</b>

## SWAN TOWNSHIP



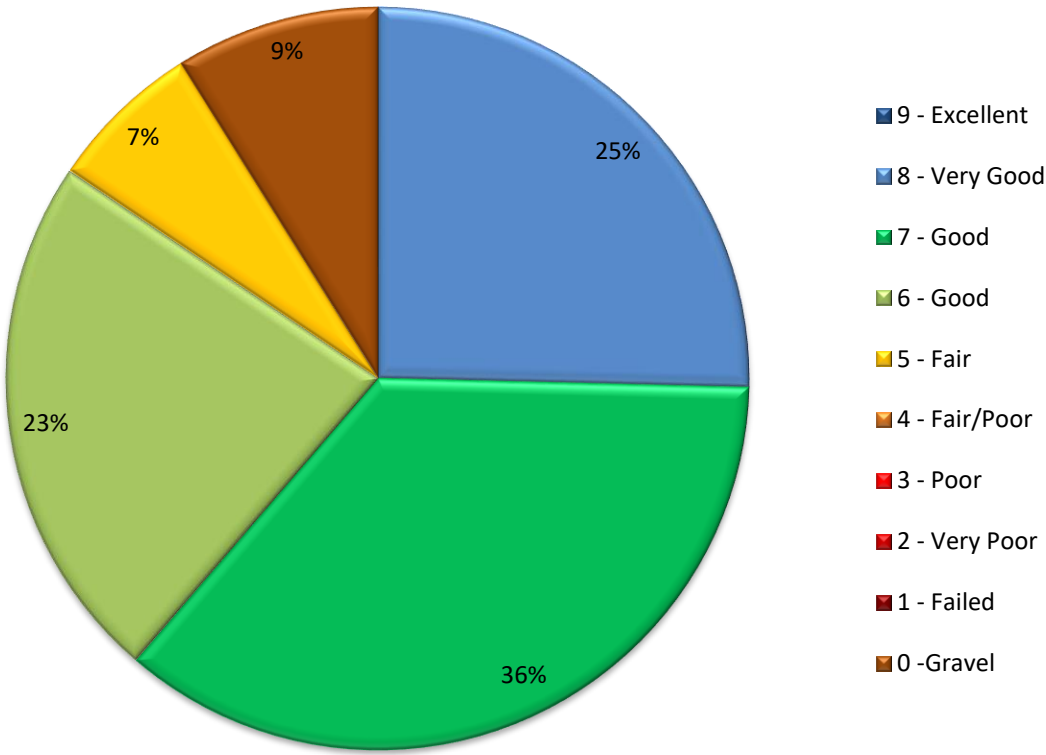
SWAN TOWNSHIP			
Rating	Mileage	Percentage	Weight Rating
9 - Excellent	0.00	0.0%	0.00
8 - Very Good	11.52	15.2%	1.28
7 - Good	43.68	57.5%	4.25
6 - Good	16.19	21.3%	1.35
5 - Fair	0.44	0.6%	0.03
4 - Fair/Poor	0.11	0.1%	0.01
3 - Poor	0.00	0.0%	0.00
2 - Very Poor	0.00	0.0%	0.00
1 - Failed	0.00	0.0%	0.00
0 -Gravel	3.99	5.3%	N/A
<b>Total:</b>	<b>75.93</b>	<b>100.0%</b>	<b>6.92</b>

## WASHINGTON TOWNSHIP



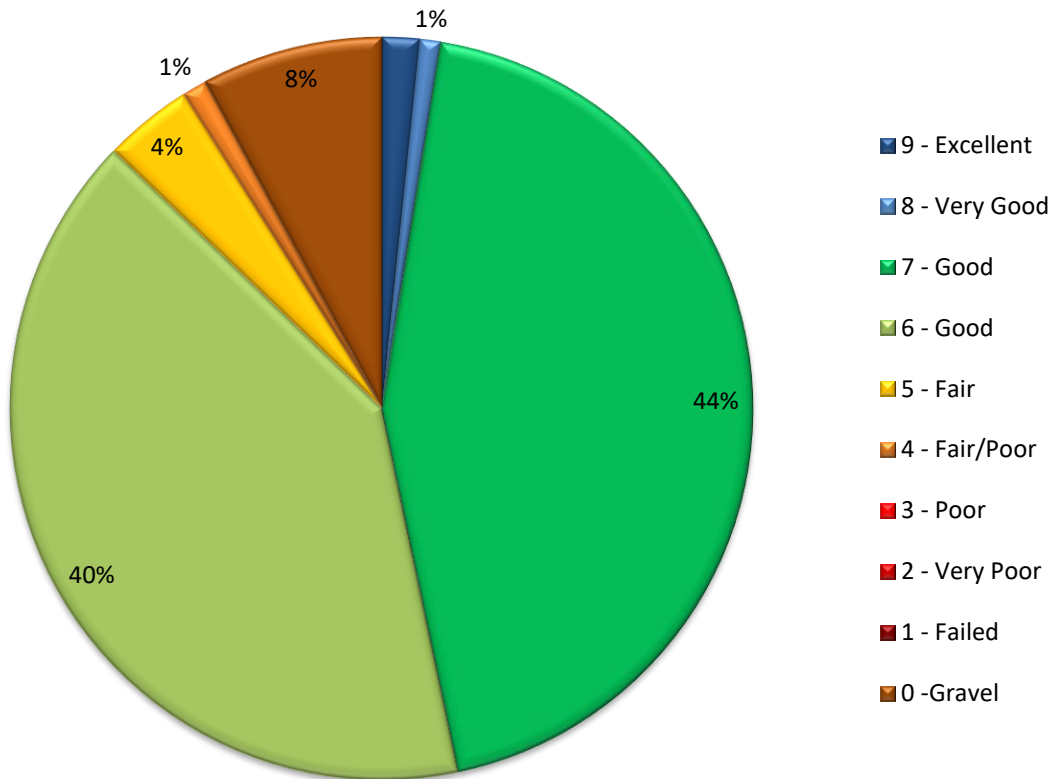
WASHINGTON TOWNSHIP			
Rating	Mileage	Percentage	Weight Rating
9 - Excellent	0.00	0.0%	0.00
8 - Very Good	11.96	21.5%	1.98
7 - Good	23.42	42.0%	3.39
6 - Good	13.00	23.3%	1.61
5 - Fair	0.00	0.0%	0.00
4 - Fair/Poor	0.00	0.0%	0.00
3 - Poor	0.00	0.0%	0.00
2 - Very Poor	0.00	0.0%	0.00
1 - Failed	0.00	0.0%	0.00
0 -Gravel	7.34	13.2%	N/A
<b>Total:</b>	<b>55.72</b>	<b>100.0%</b>	<b>6.98</b>

# WAYNE TOWNSHIP



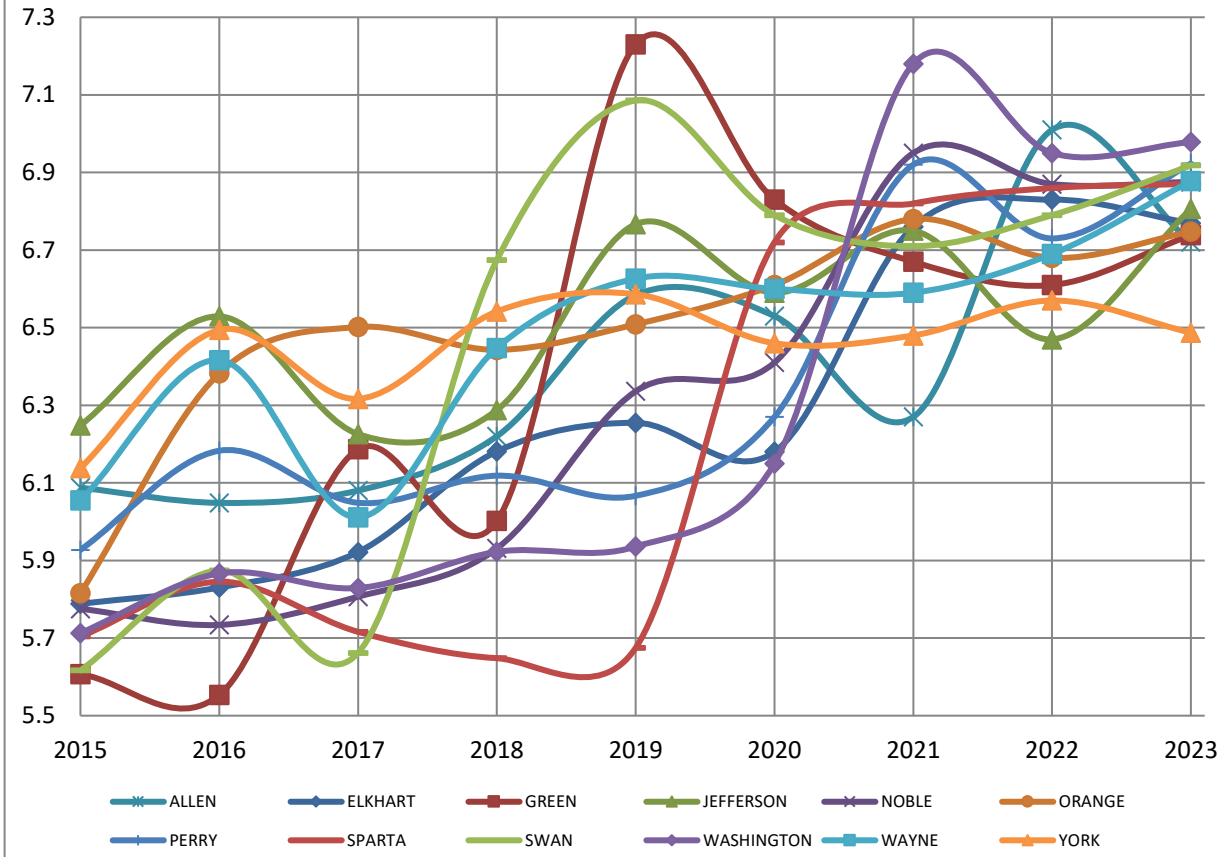
WAYNE TOWNSHIP			
Rating	Mileage	Percentage	Weight Rating
9 - Excellent	0.00	0.0%	0.00
8 - Very Good	16.90	25.4%	2.23
7 - Good	23.91	35.9%	2.76
6 - Good	15.41	23.1%	1.52
5 - Fair	4.45	6.7%	0.37
4 - Fair/Poor	0.00	0.0%	0.00
3 - Poor	0.00	0.0%	0.00
2 - Very Poor	0.00	0.0%	0.00
1 - Failed	0.00	0.0%	0.00
0 -Gravel	5.91	8.9%	N/A
<b>Total:</b>	<b>66.58</b>	<b>100.0%</b>	<b>6.88</b>

## YORK TOWNSHIP



YORK TOWNSHIP			
Rating	Mileage	Percentage	Weight Rating
9 - Excellent	1.06	1.6%	0.16
8 - Very Good	0.62	0.9%	0.08
7 - Good	29.24	44.2%	3.36
6 - Good	26.80	40.5%	2.64
5 - Fair	2.57	3.9%	0.21
4 - Fair/Poor	0.70	1.1%	0.05
3 - Poor	0.00	0.0%	0.00
2 - Very Poor	0.00	0.0%	0.00
1 - Failed	0.00	0.0%	0.00
0 -Gravel	5.23	7.9%	N/A
<b>Total:</b>	66.22	100.0%	6.49

## Township Trending 2015 - 2023



### Township Trending - Ratings

Townships	Miles	2015	2016	2017	2018	2019	2020	2021	2022	2023
ALLEN	63.1	6.09	6.05	6.08	6.22	6.58	6.53	6.27	7.01	6.72
ELKHART	69.1	5.79	5.83	5.92	6.18	6.25	6.18	6.76	6.83	6.77
GREEN	66.9	5.61	5.55	6.19	6.00	7.23	6.83	6.67	6.61	6.74
JEFFERSON	71.6	6.25	6.53	6.23	6.29	6.77	6.59	6.75	6.47	6.81
NOBLE	78.9	5.78	5.73	5.81	5.93	6.34	6.41	6.95	6.87	6.88
ORANGE	66.7	5.82	6.38	6.50	6.44	6.51	6.61	6.78	6.68	6.75
PERRY	66.9	5.93	6.18	6.05	6.12	6.07	6.27	6.92	6.73	6.92
SPARTA	65.1	5.70	5.85	5.72	5.65	5.67	6.72	6.82	6.86	6.87
SWAN	75.9	5.62	5.87	5.66	6.67	7.09	6.79	6.71	6.79	6.92
WASHINGTON	55.7	5.71	5.87	5.83	5.92	5.94	6.15	7.18	6.95	6.98
WAYNE	66.6	6.05	6.42	6.01	6.45	6.63	6.60	6.59	6.69	6.88
YORK	66.2	6.14	6.49	6.32	6.54	6.59	6.46	6.48	6.57	6.49

