



**A step-by-step guide to assist
Purdue affiliated riders in
accessing your **FREE** semester pass
coupon code by verifying your
@purdue.edu email address.**

**Please contact Token Transit
support if you run into any issues
by email:**

help@tokentransit.com

Wherever life takes you!

Step 1

Visit tokentransit.com/sl/purdue and enter your @purdue.edu email address into the form and tap "SEND PASS TO EMAIL."

PURDUE UNIVERSITY SEMESTER CITYBUS PASS

1. Download the Token Transit App at tokentransit.com/app
2. Enter your university email to receive a CityBus pass by email.
3. You will receive an email with next steps from: orders@mail.tokentransit.com, subject line "Redeem Your Transit Pass for CityBus"
4. Access the email from your mobile device and tap the TT app icon to redeem the pass to the app.
5. Tap to use the pass when you're ready to board the bus. The pass is stored in the app until the end of the semester.

CityBus of Greater Lafayette
Lafayette, IN

RIDER INFORMATION
Information about who is getting the pass.

PURDUE UNIVERSITY EMAIL

PASS INFORMATION

RIDER
 Purdue

PASS
 Semester - Fall 2024

Valid for unlimited rides on regular routes from August 11, 2024, through December 31, 2024. (Note: Semester passes are NOT accepted as valid fare on express routes designated with an "E" after the route number.)

Semester - Fall 2024

SEND PASS TO EMAIL

Step 2

Upon successful completion of the form, you will see the following confirmation screen:

PURDUE UNIVERSITY SEMESTER CITYBUS PASS

1. Download the Token Transit App at tokentransit.com/app
2. Enter your university email to receive a CityBus pass by email.
3. You will receive an email with next steps from: orders@mail.tokentransit.com, subject line "Redeem Your Transit Pass for CityBus"!
4. Access the email from your mobile device and tap the TT app icon to redeem the pass to the app.
5. Tap to use the pass when you're ready to board the bus. The pass is stored in the app until the end of the semester.

Success!

Fri Aug 16 2024 at 7:54:51 AM

We have sent an email with next steps from: orders@mail.tokentransit.com to: bwalck@gocitybus.com, subject line "Redeem Your Transit Pass for CityBus of Greater Lafayette"!

The recipient should access the email from their mobile device and tap "**Redeem Now**" for instructions to redeem and use their pass.

Having trouble?

For support, you can reach out to support.tokentransit.com


Thank you!

Step 3

You will receive the following email from orders@mail.tokentransit.com. Tab "REDEEM NOW."

Redeem Your Transit Pass for CityBus of Greater Lafayette

External

 CityBus of Greater Lafayette via Token Transit 7:54 AM
To You ...

CAUTION: This email originated from outside CityBus.

 Token Transit

 CityBus
GREATER LAFAYETTE


**Redeem your transit
pass on your mobile
phone!**

REDEEM NOW

The choice is yours. Select your

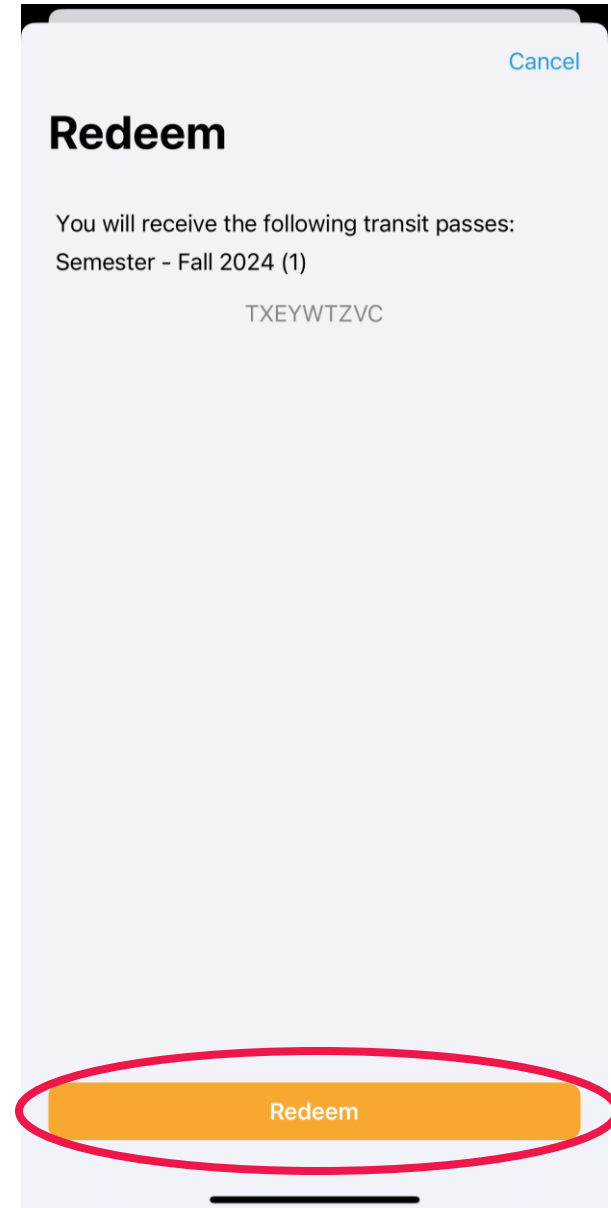
Step 4

You will be redirected to the following page. Tap "REDEEM IN TOKEN TRANSIT."



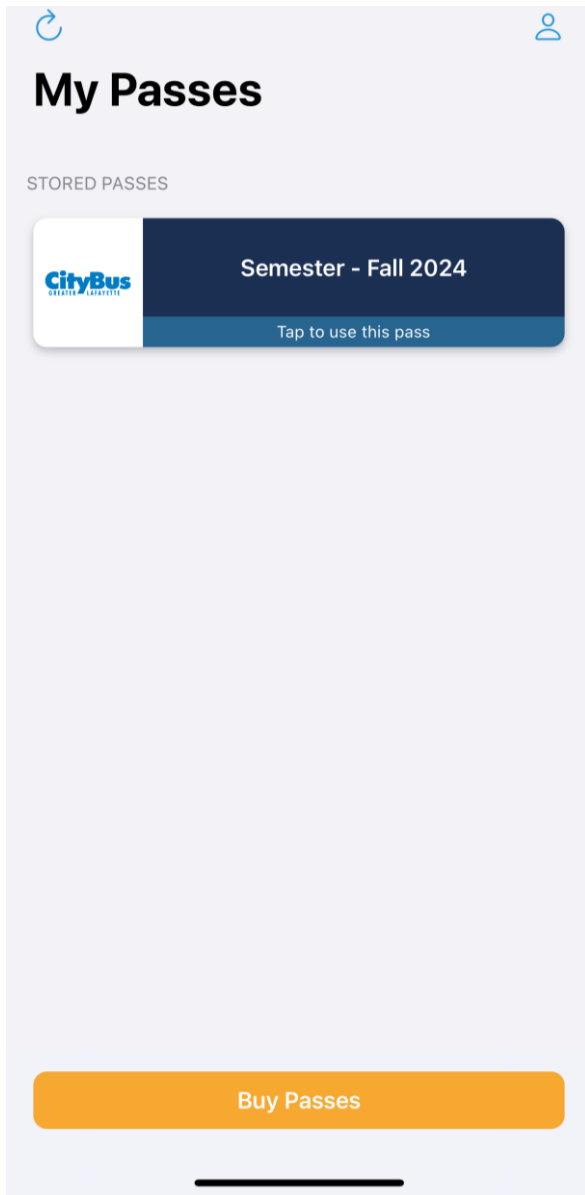
Step 5

A summary of your transaction will be displayed. Tap "REDEEM."



Step 6

In the “My Passes” section of the Token Transit app you will see your inactive pass under “Stored Passes.” To activate the pass, tap “Tap to use this pass.”



Step 7

Your active pass is now ready to use! Show the pass to the operator upon boarding any regular route bus.

You do not need to show the operator any pass when boarding a campus loop routes designated with a “C” after the route number. Semester passes are not accepted as valid fare for express routes designated with an “E” after the route number.

