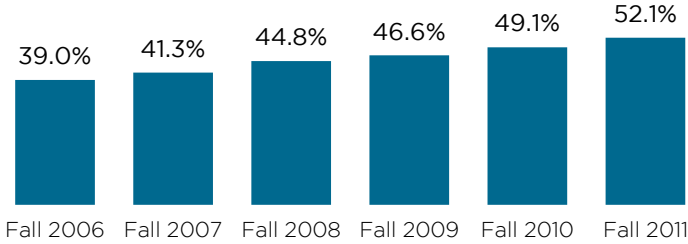


On-Time Completion (graduate same campus, same degree level)

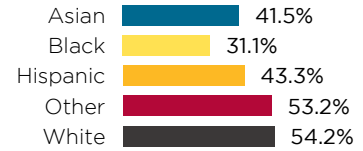


5 Year Change
+13.1

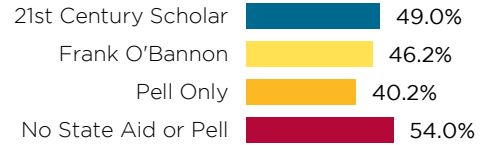
Students who started college in...

Students who started college in 2011...

By Race/Ethnicity

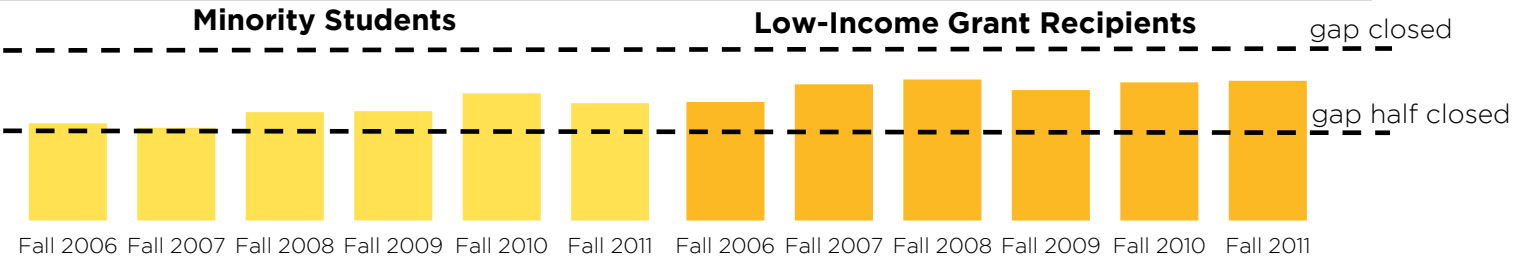


By Financial Aid Status



Closing the Achievement Gap

The achievement gap scale measures low-income and minority students' success rates in relation to their peers. The gap is considered 'closed' when the on-time degree completion rates of each group of interest are equal.



Average progress toward closing the gap by 2025:

On-Track ✓

Not On-Track ✗

Extended-Time Completion (graduate any campus, any degree within 6 years)

Students who started college in 2009

Completion Rate Within 6 Years

Same Campus and Degree Level	74.9%
+ Different Campus or Degree Level	7.7%
= Total (Any Campus or Degree Level)	82.7%

3 Year Change
+5.4

Completion Status After 6 Years



For additional information, including 8-year (Four-Year Campuses) and 3-Year (Two-Year Campuses) completion rates, detailed data notes, and our new online dashboard, please visit www.in.gov/che/3032.htm

Sources: Indiana Commission for Higher Education, National Student Clearinghouse

Note: All completion data limited to first-time degree-seeking students who initially enrolled full-time in Indiana public institutions. Groups with fewer than 10 students are displayed as #N/A. Campuses with fewer than 30 students in a group are excluded from the achievement gap metrics. 'Minority' encompasses students self-identified as Black or Hispanic, 'Low-Income Grant Recipients' represents students who received a 21st Century Scholarship, Frank O'Bannon or Pell Grant.

