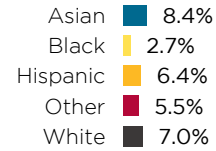


# Ivy Tech Community College

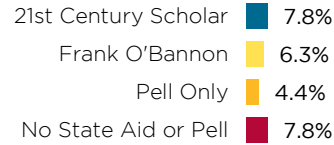
## On-Time Completion (graduate same campus, same degree level)

Students who started college in 2013...

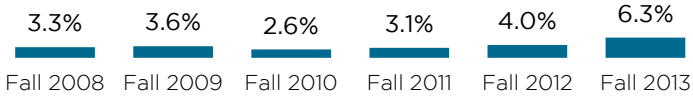
### By Race/Ethnicity



### By Financial Aid Status



5 Year Change  
**+3.0**



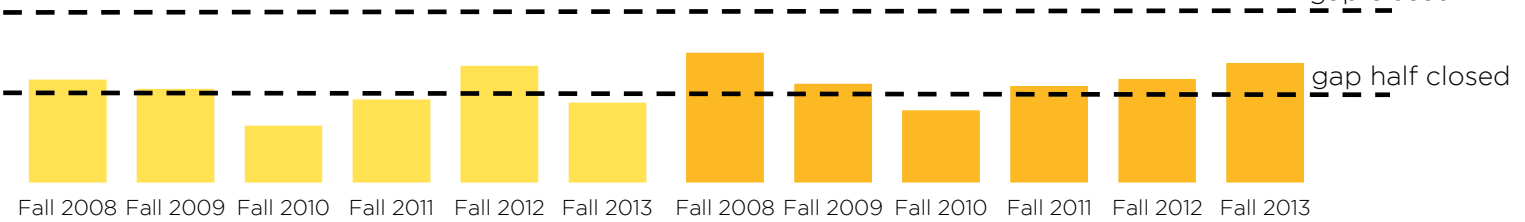
Students who started college in...

## Closing the Achievement Gap

The achievement gap scale measures low-income and minority students' success rates in relation to their peers. The gap is considered 'closed' when the on-time degree completion rates of each group of interest are equal.

### Minority Students

### Low-Income Grant Recipients



Average progress toward closing the gap by 2025:

Some Progress

Not On-Track

## Extended-Time Completion (graduate any campus, any degree within 6 years)

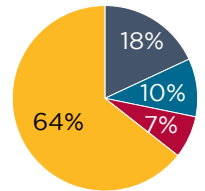
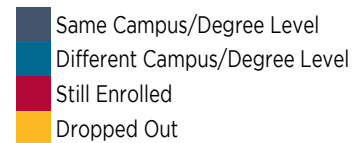
Students who started college in 2009

### Completion Rate Within 6 Years

Same Campus and Degree Level	18.1%
+ Different Campus or Degree Level	10.1%
= Total (Any Campus or Degree Level)	28.2%

3 Year Change  
**+3.9**

### Completion Status After 6 Years



For additional information, including 8-year (Four-Year Campuses) and 3-Year (Two-Year Campuses) completion rates, detailed data notes, and our new online dashboard, please visit [www.in.gov/che/3032.htm](http://www.in.gov/che/3032.htm)

**Sources:** Indiana Commission for Higher Education, National Student Clearinghouse

**Note:** All completion data limited to first-time degree-seeking students who initially enrolled full-time in Indiana public institutions. Groups with fewer than 10 students are displayed as #N/A. Campuses with fewer than 30 students in a group are excluded from the achievement gap metrics. 'Minority' encompasses students self-identified as Black or Hispanic, 'Low-Income Grant Recipients' represents students who received a 21st Century Scholarship, Frank O'Bannon or Pell Grant.



INDIANA COMMISSION for HIGHER EDUCATION

