

## High School DEMOGRAPHICS

**38%**

OF 2019 HIGH SCHOOL GRADUATES WERE LOW-INCOME (31% in 2010)

**29%**

OF 2019 HIGH SCHOOL GRADUATES WERE NON-WHITE (20% in 2010)

Hoosier high school graduates in 2019 were more diverse than 10 years ago.

1 out of 10 high school graduates is a 21st Century Scholar.

Black and Hispanic/Latino youth were the most likely to come from low-income homes.

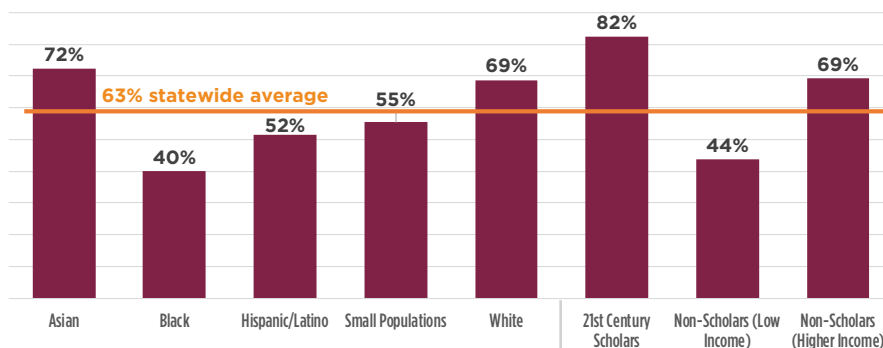
40% of rural HS grads were low-income.

The most populous counties in Indiana are highly diverse and over half are low-income.

## ADVANCED PLACEMENT (AP) OR DUAL CREDIT

Students who earn AP or dual credit while in high school are more likely to graduate college on time or at all.

% of high school grads earning AP or dual credit (2019)



## HIGH SCHOOL DIPLOMA TYPE

Students who earn an **Academic Honors diploma** perform better in college than students with other diploma types. Low-income students and Black students are the least likely to earn an Academic Honors diploma.

Low-income Students:

**14%**

Academic Honors

Black Students

**17%**

Academic Honors


Hispanic/Latino Students

**26%**

Academic Honors


**36%**

Statewide average



## HIGH SCHOOL GRADUATION WAIVER

Students who graduate high school with a graduation waiver are less likely to go to college.



**1 in 8** high school graduates are awarded a waiver.

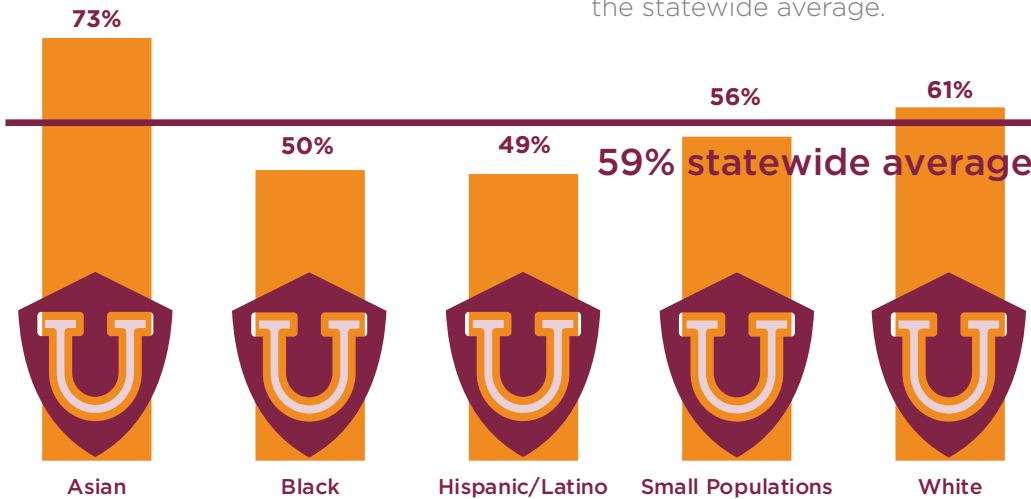
**1 in 4** Black high school graduates are awarded a waiver.

**1 in 5** Hispanic/Latino high school graduates are awarded a waiver.

**1 in 5** low-income high school graduates are awarded a waiver.

## COLLEGE-GOING RATES

High school graduates of color are less likely to go to college, compared to the statewide average.



**21st Century Scholars more than 2x as likely to go to college as their low-income peers**

- 21st Century Scholars: **88%**
- Non-Scholar, low-income: **35%**
- Higher-income: **64%**

**More women than men go to college**

- Women: **65%**
- Men: **51%**

**Rural students are less likely to go to college**

- Rural: **55%**
- Non-rural: **59%**

### 21st CENTURY SCHOLARS



## 21st Century Scholars Closes Equity Gaps

#### College Going

- **88%** of Scholars go to college
- **Scholars** close college-going gaps for rural students and by race and ethnicity

#### College Completion

- **Scholars** also graduate at higher rates than their low-income peers

### COLLEGE SUCCESS



**48%** of all students meet all three benchmarks of success: no remediation, completing all coursework and persisting to the second year

**27%** of Black students met the benchmarks

**29%** of non-Scholar, low-income students met the benchmarks

**40%** of Hispanic/Latino students met the benchmarks

**43%** of 21st Century Scholars met the benchmarks

### COLLEGE COMPLETION



**7 out of 10** Hoosier students complete college in 6 years

**Black** students are least likely to graduate within 6 years.

- **Two-year rate (6yr):** 19% (statewide average is 38%)

- **Four-year rate (6yr):** 49% (statewide average is 72%)

**63%** of bachelor's degree-seeking Hispanic/Latino students graduate within 6 years