

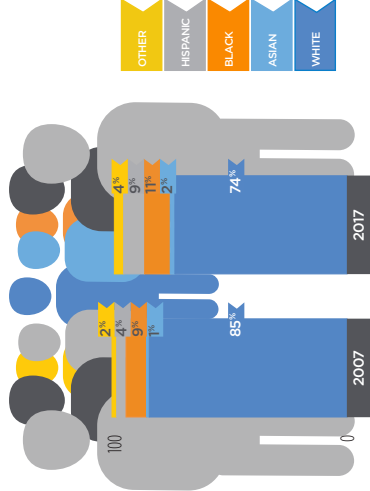


HIGHLIGHTS: HOW INDIANA GRADUATES ARE CHANGING

- 1. Race/ethnicity:** Nearly **10,000** more students graduated high school in 2017 than in 2007; virtually all of the growth was among minority students.
- 2. Socioeconomic status:** Almost **one-third** of all high school graduates were from low-income households in 2017.
- 3. Gender:** Indiana's college-going rate dropped one percentage point from the previous year to **63 percent**. The amount the state decreased can be almost entirely attributed to a decrease in men's college-going rates.
- 4. Geography:** Nearly a quarter of all high school graduates in 2017 were rural students. Over half (**59 percent**) of rural graduates went to college within one year – lower than the state average (**63 percent**).

LEARNERS ARE MORE DIVERSE

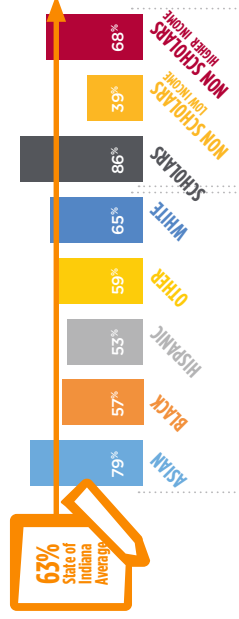
Indiana high school graduates by race/ethnicity



21ST CENTURY SCHOLARS HAVE HIGHEST COLLEGE-GOING RATE


Indiana high school graduate trends by low-income status

86% OF SCHOLARS ENROLL IN COLLEGE WITHIN 1 YEAR OF HIGH SCHOOL GRADUATION



EARLY SUCCESS IN COLLEGE

Scholars are exceeding their low-income and minority peers in nearly every measure in the equity report.

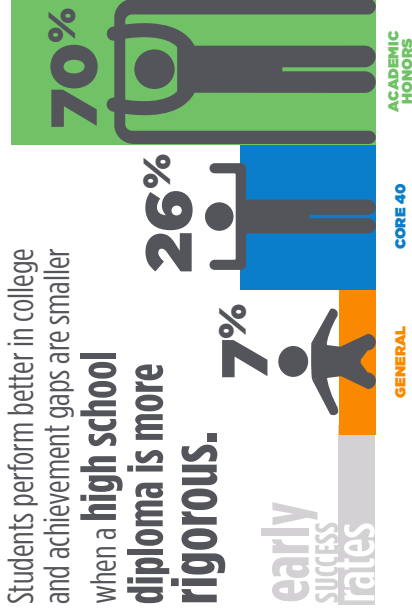


HIGH SCHOOL DIPLOMA TYPE MATTERS

By high school diploma type (2016 cohort)

Students perform better in college and achievement gaps are smaller when a **high school diploma is more rigorous.**

early success rates



DISPARITY EXISTS AMONG DIPLOMA EARNERS

By high school diploma type and select demographics (2016 cohort)

Only 16 percent of Black students and 25 percent of Hispanic students earn the state's most rigorous high school diploma, the Academic Honors Diploma, while 40 percent of White students earn the diploma.

