




## SECONDARY CORE INDICATORS REPORT

### Area District #22 - Muncie Area Career Center

Core Indicator		State AUL 14-15	Local AUL 14-15	ACTED 14-15	State AUL 15-16	Local AUL 15-16	ACTED 15-16	State AUL 16-17	Local AUL 16-17	ACTED 16-17	State AUL 17-18	Local AUL 17-18
1S1	Academic Achievement Lang	65.50%	53.18%	68.22%	70.00%	57.68%	74.06%	70.00%	59.41%	77.61%	78.00%	66.20%
1S2	Academic Achievement Math	71.00%	62.91%	86.02%	80.00%	71.91%	88.39%	80.00%	74.07%	93.44%	88.00%	82.54%
2S1	Technical Skill Attainment	88.00%	85.00%	84.66%	89.00%	86.00%	84.71%	89.00%	87.29%	85.80%	89.00%	87.29%
3S1	Completion	94.00%	96.50%	100.00%	96.00%	96.50%	99.63%	96.00%	97.95%	100.00%	95.00%	95.00%
4S1	Graduation (NCLB)	94.25%	92.00%	96.64%	95.00%	92.75%	94.44%	95.00%	93.21%	90.94%	95.00%	93.21%
5S1	Placement	90.00%	91.00%	94.72%	90.00%	90.00%	99.52%	90.00%	91.35%	88.69%	95.00%	95.00%
6S1	Non-Trad Participation	31.00%	29.66%	19.22%	29.50%	28.16%	22.41%	29.50%	28.30%	23.64%	29.50%	28.30%
6S2	Non-Trad Completion	25.00%	10.00%	10.28%	20.00%	8.00%	8.97%	20.00%	8.04%	8.37%	20.00%	8.04%
7X	COMPLETION RATE	N/A	40.90%	66.80%	N/A	40.90%	56.86%	N/A	40.90%	59.86%	N/A	40.90%
8X	Academic Achievement Lang	N/A	91.65%	74.71%	N/A	91.65%	55.56%	N/A	91.65%	53.62%	N/A	91.65%
9X	Academic Achievement Math /	N/A	90.90%	54.76%	N/A	90.90%	26.67%	N/A	90.90%	20.69%	N/A	90.90%

 NEED AN IMPROVEMENT PLAN  
 NEED AN IMPROVEMENT PLAN (year 2)  
 NEED AN IMPROVEMENT PLAN (year 3)