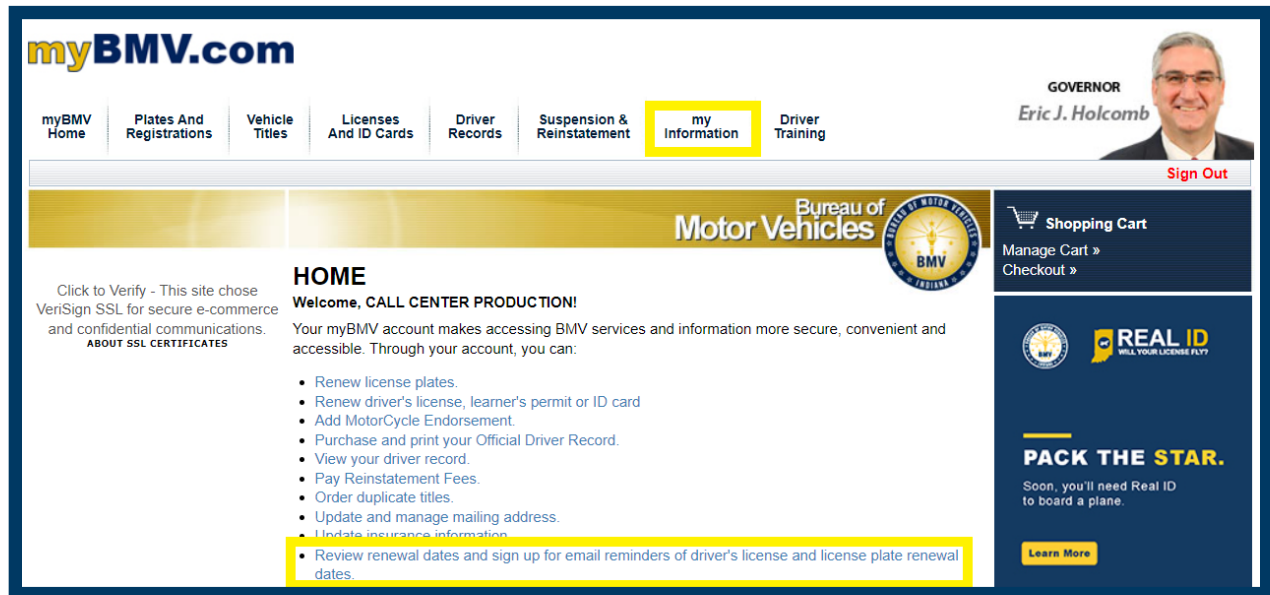


Set Notification Preferences on myBMV

Step 1

Visit www.mybmv.com and sign in.



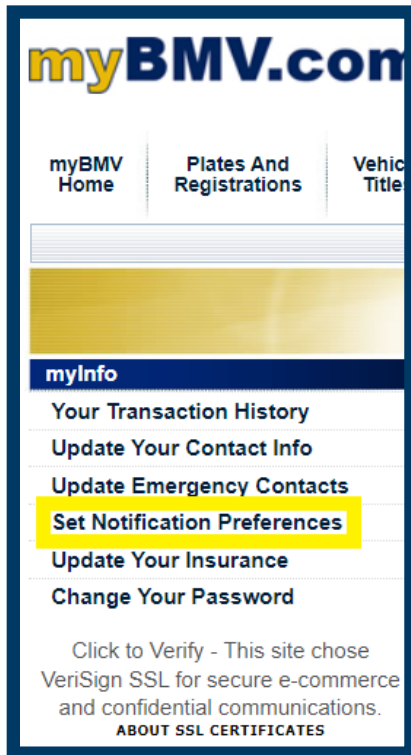
The screenshot shows the myBMV.com website interface. At the top left is the myBMV.com logo. A navigation menu includes tabs for myBMV Home, Plates And Registrations, Vehicle Titles, Licenses And ID Cards, Driver Records, Suspension & Reinstatement, my Information (highlighted in yellow), and Driver Training. On the top right, there is a profile for GOVERNOR Eric J. Holcomb with a Sign Out link. Below the navigation is a yellow banner for the Bureau of Motor Vehicles. The main content area features a 'HOME' section with a welcome message and a list of services. The last item in the list, 'Review renewal dates and sign up for email reminders of driver's license and license plate renewal dates', is highlighted with a yellow box. To the right, there is a Shopping Cart section and a 'REAL ID' promotion banner with the text 'PACK THE STAR. Soon, you'll need Real ID to board a plane.' and a 'Learn More' button.

Step 2

Click on either the My Information tab at the top of the screen or, in the bulleted list, **Review renewal dates and sign up for email reminders of driver's license and license plate renewal dates.**

Step 3


On the left hand side, please click on **Set Notification Preferences**.



Step 4

Select from **Email Reminder**, **Text Message Reminder**, or **Reminder via regular US Mail**.

Please note that you can change this selection at any time.

**Bureau of
Motor Vehicles** 

Set Notification Preferences

Welcome, CALL CENTER PRODUCTION!

The BMV sends courtesy notifications regarding upcoming renewals. Please select your notification preference below.

Your current notification preference: **Text Message Reminder**

You can update your notification preference by selecting one of the options below:

Email Reminder

Text Message Reminder

Reminder via regular US Mail

EMAIL REMINDER

Email Reminder

If you do not select the email notification radio button, you will not receive email messages from the Indiana BMV. By subscribing to email reminders, you agree to receive your license plate registration renewal reminder and driver's license or identification card renewal notices by email instead of through the U.S. Mail or text.

Your current email is: **TEST@BMV.IN.GOV**

Update Email Address*:

**When you update your email address on this page, the email address saved in your contact information will also be updated.*

Text Message Reminder

Reminder via regular US Mail

Please note: If you have already renewed and received a courtesy notification, you may disregard the notification.

TEXT MESSAGE REMINDER

Text Message Reminder

If you do not select the Text Message radio button, you will not receive text messages from the Indiana BMV. By subscribing to text reminders, you agree to receive your license plate registration renewal reminder and driver's license or identification card renewal notices by text message instead of through the U.S. Mail or email.

Message frequency depends on number of renewals due each calendar year. Message & Data Rates May Apply. Text HELP to 69268 for help. Text STOP to 69268 to stop. The Terms & Conditions and Privacy Policy are available on the [Indiana BMV website](#).

Your current mobile number is: **8886926841**

Update Mobile Number*:

**When you update your mobile number on this page, the mobile number saved in your contact information will also be updated.*

Reminder via regular US Mail

Please note: If you have already renewed and received a courtesy notification, you may disregard the notification.

REMINDER VIA REGULAR US MAIL

Reminder via regular US Mail

Your current mailing address is:

To update your Mailing Address, please visit the [Update Your Contact Info](#) page.

Please note: If you have already renewed and received a courtesy notification, you may disregard the notification.

Step 5

Once selection is made, please click the **Save** button to save your notification selection.