



Eric J. Holcomb, Governor
Bret D. Marsh, DVM, State Veterinarian

INDIANA STATE BOARD OF ANIMAL HEALTH

Office of the State Veterinarian
Discovery Hall, Suite 100
1202 East 38th Street
Indianapolis, IN 46205-2898
Phone: 317/544-2400

INDIANA STATE BOARD OF ANIMAL HEALTH
QUARTERLY MEETING

The Indiana State Board of Animal Health (BOAH) will hold its quarterly meeting at **9:30 a.m. on Tuesday, April 12, 2022** at the Board of Animal Health office on the Indiana State Fairgrounds at Discovery Hall, Suite 100, 1202 E. 38th Street, Indianapolis, IN 46205.

MEETING AGENDA

- Recognition of BOAH Employees for Years of Service
1. Approval of minutes of the previous quarterly meeting: January 11, 2022.
 2. 9:30 a.m. Public Hearing - Proposed Rule concerning disposal of animal carcasses - LSA #21-540.
 3. Consideration for Final Adoption - Proposed Rule concerning disposal of animal carcasses - LSA #21-540.
 4. Avian Health report – Dr. Mike Kopp, Dr. Maria Cooper, Dr. Kyle Shipman
 5. Consideration for Readoption – Emergency Rule governing reportable diseases in birds (Egg Drop Syndrome Virus)
 6. First Reading and Consideration for Publication - Proposed Rule governing reportable diseases in birds (Egg Drop Syndrome Virus)
 7. Animal Disease Diagnostic Laboratory (ADDL) Report
 - a. Consideration for approval - Changes to fees for laboratory services
 8. Technical Services
 - a. Legal Affairs and Enforcement report - Mrs. Sarah Simpson
 - b. General Assembly update – Mrs. Sarah Simpson
 - c. Public Information report - Mrs. Denise Derrer
 - d. Chief of Staff report - Mr. Gary Haynes
 9. Animal Programs
 - a. Biodefense & Disease Preparedness report – Dr. Maria Cooper
 - b. Swine Health report – Dr. Kelli Werling
 - c. Animal Programs Department report - Dr. Marianne Ash
 10. Food Safety
 - a. Meat and Poultry Inspection Division Report - Dr. Kerri Suhr
 - b. Dairy Inspection Division Report – Patrick Hash
 11. Other Business:
 - a. State Veterinarian’s Report; Bret D. Marsh, D.V.M., Indiana State Veterinarian
 - b. Establish date for the July 2022 meeting. Proposed date: July 12, 2022
 - c. Election of Officers:
 - i. Chairperson
 - ii. Vice Chairperson
 - iii. Hearing Officer

Cc: Lt. Governor’s Office, Attorney General’s Office, Media, USDA-AVIC, BOAH Cabinet Members

Safeguarding Indiana’s animals, food supply and citizens for more than 125 years.

An equal opportunity employer and provider.

Indiana State Board of Animal Health
Meeting Minutes
January 11, 2022

Executive Session

An executive session under Ind. Code 5-14-1.5-6.1(b)(9) was called to order at 9:30 a.m. to evaluate the job performance of the State Veterinarian. The Board certifies by approving these minutes that they did not discuss any other subject matter. The public was not invited to attend the session. Chief of Staff Gary Haynes attended the meeting at the request of the Chairperson.

Quarterly Meeting

The Indiana State Board of Animal Health (BOAH) held its regular quarterly meeting on Tuesday, January 11, 2022. The meeting was held at the Board of Animal Health office at Discovery Hall, Suite 100, 1202 E 38th Street, Indianapolis. Board members participated by attending in-person and electronically via Microsoft Teams video and audio conference.

Chairperson Dr. William Doig called the meeting to order at 9:45 a.m. and conducted a roll call of the board members.

Members Participating: William Doig, DVM, Chairperson; attended in-person
Julie Davis, DVM, Vice Chairperson; attended electronically
Mr. Mark Legan; attended in-person
Greg Hoagland, DVM; attended electronically
Mr. Kent Peter; attended electronically
Mr. Keith Beer; attended in-person
Mr. Tim Rice; attended in-person
Mr. Kraig Bowers; attended electronically
Sandra San Miguel, DVM, PhD; attended electronically
Amy Lanum, DVM; attended in-person

Members Absent: Mr. Rick Davis

BOAH Staff Participating:

Bret D. Marsh, DVM, State Veterinarian
Mr. Gary Haynes, Chief of Staff
Mrs. Denise Derrer, Public Information Officer
Mrs. Sarah Simpson, General Counsel
Marianne Ash, DVM, MVPH, DACVPM, FNAP, Director, Animal Programs Department
Maria Cooper, DVM, Deputy Director, Animal Programs Department
Kerri Suhr, DVM, Director, Meat and Poultry Inspection Department
Patrick Hash, BOAH, Director, Dairy Department
Dr. Melissa Justice, District Veterinarian

Chairperson Dr. Bill Doig proceeded with the posted agenda. (Exhibit 1)

Recognition of BOAH Employee's Years of Service

State Veterinarian Dr. Bret Marsh recognized the following BOAH employees for years of service to the State of Indiana:

Dr. Eric Renshaw, 5 years
Tim Ison, 10 years
Jeff Antich, 35 years

First Order of Business - Approval of Minutes

Dr. William Doig asked the Board to approve the minutes from the October 5, 2021 quarterly meeting. Dr. Amy Lanum made a motion – MOTION – “I move to approve the minutes of the October 5, 2021 meeting.” The motion was seconded by Mr. Mark Legan. The Board approved the MOTION by a roll call VOTE of 9-0-1. Kraig Bowers did not vote (Exhibit 2)

Second Order of Business - First Reading and Consideration for Publication – Proposed rule Concerning disposal of animal carcasses – LSA Document #21-540 (Exhibit 3)

Sarah Simpson, BOAH General Counsel, explained the proposed changes to BOAH rules governing movement of animals into Indiana. The Board members asked questions and discussed the proposed changes. Dr. Julie Davis made a motion – MOTION – “I move that the proposed rules be approved for publication” The motion was seconded by Mr. Mark Legan. The Board approved the MOTION by a roll call VOTE of 10-0.

Third Order of Business – Consideration for Adoption – Emergency rule governing reportable diseases in birds (Egg Drop Syndrome Virus) – (Exhibit 4)

Dr. Bret Marsh updated the Board on an outbreak of Egg Drop Syndrome virus (EDSV) in pastured poultry in Northeast Indiana. Dr. Marsh described the agency's efforts to assist the poultry industry in addressing the outbreak. He explained how adding EDSV to the list of diseases that must be reported to the Board of Animal Health will aid in responding to the virus.

Sarah Simpson reviewed the proposed emergency rule language.

Board members asked questions and discussed the proposed language. Board members asked questions of Becky Joniskan, Executive Director of the Indiana State Poultry Association (ISPA) who was attending the meeting and who expressed the ISPA's support for the emergency rule.

Mr. Kent Peter made a motion - “I move that the emergency rule be approved as presented.” The motion was seconded by Dr. Amy Lanum. The Board approved the MOTION by a roll call VOTE of 10-0.

Fourth Order of Business – Animal Disease Diagnostic Laboratory (ADDL) report

Kenitra Hendrix, DVM, PhD, DACVM, Director, Purdue ADDL, updated the Board on ADDL activity, including testing of human samples for Sars-CoV-2 and changes in business processes and personnel. (Exhibit 5)

Dr. Hendrix presented a schedule of proposed changes to the ADDL fee schedule for the Board's consideration. (Exhibit 5).

Dr. Julie Davis made a motion – MOTION – “I move to approve the changes to the ADDL fee schedule as presented in the written documents.” The motion was seconded by Kent Peter. The Board approved the MOTION by a roll call VOTE of 10-0.

Fifth Order of Business – Technical Services

a. Legal Affairs and Enforcement Report

Sarah Simpson discussed the compliance report. (Exhibit 6)

b. General Assembly report

Sarah Simpson reported on the BOAH legislative proposal to create a Center for Animal Policy in state government consisting of the Board of Animal Health and the Board of Veterinary Medicine. The agency proposal was introduced as SB 177 and HB 1148 and the bills are proceeding through the legislative process. (Exhibit 7)

Sarah updated the Board on the legislative proposal concerning laws governing the sale food products produced in households, HB 1149.

c. Public Information Report (Exhibit 8)

Ms. Denise Derrer reported on agency public information activity.

d. Chief of Staff Report. (Exhibit 9)

Mr. Gary Haynes updated the Board on BOAH's annual request to the United States Department of Agriculture for funding for the Meat and Poultry Inspection program and the agency's success in adding and filling meat and poultry inspection positions.

Chairperson Doig called for a short break in the meeting at 11:00 a.m.

Chairperson Doig resumed the meeting at 11:05 a.m.

Sixth Order of Business – Animal Programs (Exhibit 10)

- a. Biodefense & Disease Preparedness – Dr. Maria Cooper updated the Board on numerous preparedness activities, including actions focused on African Swine Fever preparedness and Indiana’s program to help pork producers prepare.
- b. Avian Health report – Dr. Bret Marsh and Dr. Maria Cooper reported on avian health, including avian influenza in birds in Canada.
- c. Swine Health report – Dr. Bret March and Dr. Maria Cooper updated the Board on the status of African Swine Fever (ASF) in the world and BOAH’s ongoing efforts to prepare for an outbreak of ASF. Dr. Marsh updated the Board on the initiative to create a national Swine Health Improvement Plan (SHIP) and BOAH’s effort to start the program in Indiana.
- d. Animal Programs Division – Dr. Marianne Ash highlighted some of the items in the Department’s report on agency animal programs activity, including SARS-CoV-2 findings in animals in Indiana.

Seventh Order of Business – Food Safety

- a. Dr. Kerri Suhr reported on Meat and Poultry Inspection program activities. Dr. Suhr reported on staffing for the Meat and Poultry Department, the ongoing increase in activity at state inspected meat plants, an increase in the number of plants participating in the cooperative interstate shipment (CIS) program and the number of new state-inspected plants that have recently started and that are expected to start in the near future. (Exhibit 11)
- b. Patrick Hash reported on Dairy Division activity, including successful state survey evaluations of the program, changes in permit numbers and the preparations for the National Conference on Interstate Milk Shipments (NCIMS) biannual conference scheduled to be held in Indianapolis in Spring 2022. (Exhibit 12).

Eighth Order of Business – Other Business

- a. State Veterinarian’s report, Dr. Bret Marsh (Exhibit 13)
Dr. Marsh presented his Quarterly Report to the Board.
Dr. Marsh thanked the Board for their ongoing support of the agency.
- b. Date of Next Meeting
The Board set the date for the next regular meeting to be April 12, 2022.

Executive Session Discussion

Chairperson Doig indicated the Board met in executive session earlier in the day and discussed the job performance of State Veterinarian, Dr. Bret Marsh during 2021. The Board members thanked Dr. Marsh for his leadership and service during the year. The Board discussed their determination that Dr. Marsh’s performance was outstanding and that Dr. Marsh’s salary should be increased accordingly under the State of Indiana’s pay for performance program for state employees.

Kent Peter made a motion – MOTION – “I move that the Board send a letter to the Governor indicating the Board’s determination that Dr. Marsh’s job performance during 2021 was “Outstanding” and that his salary should be increased in accordance with the state policy for employees with this rating.”

The motion was seconded by Tim Rice. The Board approved the MOTION by a roll call VOTE of 10-0.

Chairperson Dr. William Doig adjourned the meeting at 12:25 p.m.

William Doig, D.V.M., Chairperson

Bret D. Marsh, D.V.M.
Indiana State Veterinarian
Secretary

TITLE 345 INDIANA STATE BOARD OF ANIMAL HEALTH

Final Rule

LSA Document #21-540(F)

DIGEST

Amends 345 IAC 7-7-2 to authorize the state veterinarian to approve an extension of time or alternate method for animal carcass disposal in response to an animal disease outbreak, weather emergency, or other catastrophic event. Amends 345 IAC 7-7-3 to authorize disposal of animal carcasses and condemned and inedible waste by above ground burial. Adds 345 IAC 7-7-3.4 to relocate and amend burial standards for animal carcasses and condemned and inedible waste. Amends 345 IAC 7-7-3.5 to clarify what constitutes thoroughly and completely composted material. Amends 345 IAC 7-7-3.6 and 345 IAC 7-7-3.7 to clarify what constitutes thoroughly and completely incinerated and digested material. Adds 345 IAC 7-7-3.8 to establish standards for above ground burial of animal carcasses and condemned and inedible waste. Adds 345 IAC 7-7-4.5 to clarify the requirements for commercial carcass and inedible waste disposal facilities. Effective 30 days after filing with the Publisher.

345 IAC 7-7-2; 345 IAC 7-7-3; 345 IAC 7-7-3.4; 345 IAC 7-7-3.5; 345 IAC 7-7-3.6; 345 IAC 7-7-3.7; 345 IAC 7-7-3.8; 345 IAC 7-7-4.5

SECTION 1. 345 IAC 7-7-2 IS AMENDED TO READ AS FOLLOWS:

345 IAC 7-7-2 Exemption or license required

Authority: IC 15-17-3-21; IC 15-17-5-5

Affected: IC 15-17

Sec. 2. (a) No person shall transport animal carcasses, condemned and inedible waste, or restaurant grease in the state unless that person:

- (1) holds a valid disposal plant license or collection service license and transport vehicle licenses issued under IC 15-17-11; or
- (2) is exempt under IC 15-17-11-1 or this rule.

(b) A person who owns, cares for, or possesses an animal that dies must dispose of all parts of the animal carcass within twenty-four (24) hours of knowing of the death in a manner that meets the requirements in this rule.

(c) A slaughtering establishment must dispose of condemned and inedible waste in compliance with the following:

- (1) IC 15-17-5.
- (2) 345 IAC 9.
- (3) 345 IAC 10.
- (4) This rule.

(d) The following persons and activities are exempt from the requirements in this rule:

- (1) The transportation or selling of any meat and meat products for the purpose of human consumption.
- (2) Persons transporting, disposing of, or selling the hides or skins of animals, or tanning animal hides or skins provided no other byproducts operation is involved.
- (3) Persons transporting and disposing of carcasses of the following:
 - (A) Fish.
 - (B) Reptiles.
 - (C) Dogs.
 - (D) Cats.
 - (E) Small game.
- (4) Any governmental agency collecting, transporting, or disposing of animal carcasses in any manner.
- (5) An animal owner or a person caring for animals who is transporting the carcass of an animal that ~~he or she~~ **the person** owns or cared for to a diagnostic facility or a site for disposal in compliance with this rule.
- (6) Transportation and disposal of the carcasses of wild deer and other wild animals.
- (7) Any person collecting, transporting, or disposing of animal carcasses in any manner for educational or research purposes.

(8) Any person engaging in the disposal of animal carcasses under a timeline and method set forth in a specific approval from the state veterinarian for the purpose of responding to an animal disease outbreak, weather emergency, or other catastrophic event.

(e) A person disposing of animal carcasses and condemned and inedible waste from other operations must obtain a disposal plant license from the board under IC 15-17-11 and meet the requirements of section 4.5 of this rule prior to accepting carcasses or waste from other operations for disposal. However, the following may be transported to another site and accepted for disposal without a license:

(1) Persons and activities excluded from this rule under subsection (d).

(2) Animal carcasses and condemned and inedible waste from facilities or animals under common ownership or management.

(e) (f) The following apply to disposal plant, collection service, and transport vehicle licenses issued under this section:

(1) The license fees are those listed in IC 15-17-11-7.

(2) Each license expires at the end of the day on May 31 or the date a replacement license is issued, whichever is earlier. Licenses issued in March and April expire May 31 of the next year.

(3) A license may be renewed.

(Indiana State Board of Animal Health; 345 IAC 7-7-2; filed Jan 20, 1988, 4:04 p.m.: 11 IR 1758; readopted filed May 2, 2001, 1:45 p.m.: 24 IR 2895; filed Nov 4, 2002, 12:07 p.m.: 26 IR 694; readopted filed Jul 18, 2008, 8:16 a.m.: 20080813-IR-345080287RFA; errata filed Oct 3, 2008, 3:30 p.m.: 20081022-IR-345080767ACA; filed Jun 16, 2011, 8:46 a.m.: 20110713-IR-345100561FRA; readopted filed Jul 17, 2017, 9:06 a.m.: 20170816-IR-345170165RFA)

SECTION 2. 345 IAC 7-7-3 IS AMENDED TO READ AS FOLLOWS:

345 IAC 7-7-3 Disposal methods

Authority: IC 15-17-3-21; IC 15-17-5-5

Affected: IC 15-17

Sec. 3. (a) Animal carcasses and condemned and inedible waste shall be disposed of by one (1) or more of the following methods:

(1) Removal to a licensed disposal plant.

(2) **Disposal by** burying the carcass or condemned and inedible waste ~~on the owner's premises to a depth of four (4) feet or more, with a covering of at least four (4) feet of earth in addition to any other materials that may be used for covering. The following are prohibited:~~

~~(A) Burying a carcass or condemned and inedible waste:~~

~~(i) in a location without the landowner's permission; or~~

~~(ii) within the corporate limits of a city or town if the burial is prohibited by ordinance.~~

~~(B) Placing carcasses in a burial trench or pit without completely covering them with at least four (4) feet of earth. **in compliance with the standards set forth in section 3.4 of this rule.**~~

(3) Thorough and complete incineration of the carcass or condemned and inedible waste in compliance with the standards in this rule.

(4) Thorough and complete composting of the carcass or condemned and inedible waste in compliance with the standards in this rule.

(5) By sale to a plant producing pet food under permit issued by the state veterinarian under IC 15-17-11-25.

(6) Disposal by biodigestion, such as anaerobic digestion, in compliance with the standards in this rule.

(7) Disposal by chemical digestion, such as alkaline hydrolysis reduction, in compliance with the standards in this rule.

(8) Disposal by feeding to exotic animals in compliance with the standards in this rule.

(9) By delivering the animal carcass or waste to a facility approved by the state to operate as a landfill. However, a person may not dispose of animal carcasses or waste in a landfill if other state laws prohibit the landfill from accepting the carcasses or waste. The operator of a landfill is not required by this rule to accept animal carcasses or condemned and inedible waste.

(10) Disposal by above ground burial in compliance with the standards set forth in section 3.8 of this rule.

(b) A person meets the disposal requirement in section 2(b) of this rule if they have arranged for a disposal plant or collection service to pick up the animal carcasses, including a prearranged contract for ongoing periodic collection, even if the actual pickup by the disposal plant or collection service occurs after twenty-four (24) hours have passed. The person responsible

for disposal shall secure the carcasses in a manner that can reasonably be expected to prevent other animals from accessing the carcasses prior to pickup. An authorized person may give permission for a disposal plant or collection service to enter a premises as required under IC 15-17-11-19 and section 7(4) of this rule in any manner that communicates their intent, such as:

- (1) placing an order to pick up a dead animal; or
- (2) entering into a prearranged contract for ongoing periodic collection.

(c) A person applying for meat or poultry inspection or an exemption from inspection under IC 15-17-5 shall notify the state veterinarian in writing of the method by which the applicant will dispose of the animal carcasses and condemned and inedible waste from the establishment. If the establishment changes the method of disposal, the owner must notify the state veterinarian in writing within fifteen (15) days of the change.

(d) The state veterinarian may authorize or order that any particular animal or condemned and inedible waste, or any class of animal or waste, be disposed of in a particular manner, including a manner not listed in subsection (a), **or subject to alternate standards to those required by this rule, which have been determined to equivalently further** ~~for~~ the purpose of:

- (1) addressing an emergency;
- (2) facilitating research;
- (3) preventing ~~the spread~~ **or responding to diseases, pests, and other hazards of disease animals**; or
- (4) protecting the public health.

(Indiana State Board of Animal Health; 345 IAC 7-7-3; filed Jan 20, 1988, 4:04 p.m.: 11 IR 1759; readopted filed May 2, 2001, 1:45 p.m.: 24 IR 2895; filed Nov 4, 2002, 12:07 p.m.: 26 IR 694; readopted filed Jul 18, 2008, 8:16 a.m.: 20080813-IR-345080287RFA; errata filed Oct 3, 2008, 3:30 p.m.: 20081022-IR-345080767ACA; filed Jun 16, 2011, 8:46 a.m.: 20110713-IR-345100561FRA; readopted filed Jul 17, 2017, 9:06 a.m.: 20170816-IR-345170165RFA)

SECTION 3. 345 IAC 7-7-3.4 IS ADDED TO READ AS FOLLOWS:

345 IAC 7-7-3.4 Burial

Authority: IC 15-17-3-21

Affected: IC 15-17-11-20

Sec. 3.4. (a) A person burying animal carcasses or condemned and inedible waste must meet the following requirements:

- (1) The burial must occur on the owner's premises or other location authorized by the landowner.**
- (2) The carcasses or condemned and inedible waste must be placed to a depth below grade and with a sufficient covering to prevent the following:**
 - (A) Resurfacing of any part of the carcass.**
 - (B) Access to the carcass by scavenger animals.**
 - (C) Odor emissions of a level that creates a public nuisance.**

(b) A person may not bury a carcass or condemned and inedible waste within the corporate limits of a city or town if the burial is prohibited by ordinance. *(Indiana State Board of Animal Health; 345 IAC 7-7-3.4)*

SECTION 4. 345 IAC 7-7-3.5 IS AMENDED TO READ AS FOLLOWS:

345 IAC 7-7-3.5 Composting

Authority: IC 15-17

Affected: IC 15-17-11

Sec. 3.5. (a) A person composting animal carcasses or condemned and inedible waste must meet the following requirements:

- ~~(1) The composting operation must be operated in a manner that meets all of the following conditions:~~
- ~~(A) (1) The compost pile is secured in a manner that can reasonably be expected to prevent domestic and wild animals from disrupting the compost pile. such as:~~
- ~~(i) securing the compost pile in a building or a within a fenced area;~~
 - ~~(ii) covering the compost pile in a manner that prevents access to the pile; or~~
 - ~~(iii) using an in-vessel composting system.~~
- ~~(B) (2) Carcasses added to a compost pile must be completely covered with the carbon amendment at the time the~~

carcasses are added.

~~(C)~~ (3) Leachate runoff must be prevented or controlled using a method that can reasonably be expected to accomplish the requirement. ~~such as:~~

- ~~(i) locating the compost pile in a building;~~
- ~~(ii) covering the compost pile with a tarp or under a roof; or~~
- ~~(iii) using a sufficient amount of carbon material underneath the compost pile and covering the compost pile.~~

~~(D)~~ (4) The process must expose the material being processed to conditions that:

- ~~(i) (A) are reasonably likely to kill pathogenic organisms; and~~
- ~~(ii) (B) will thoroughly and completely break down the material to a stage of decomposition where no visible pieces of soft tissue are present.~~

The resulting finished product may contain small bones, bone fragments, feathers, and wool that have been processed but retain their structure. Any part that is not completely composted, **such as large femur bones or skulls from adult livestock**, must be **crushed or** removed from the compost prior to **or within twenty-four (24) hours after land** application and must be disposed of in accordance with section 3 of this rule.

~~(2) A person disposing of animal carcasses and condemned and inedible waste from other operations must obtain a disposal permit from the board under IC 15-17-11 prior to accepting carcasses or waste from other operations for disposal. However, the following may be transported to another site and accepted for composting without a permit:~~

- ~~(A) Persons and activities excluded from this rule under section 2(d) of this rule.~~
- ~~(B) Animal carcasses and condemned and inedible waste from facilities under common ownership or management.~~

(b) A slaughtering establishment must meet the following additional requirements to compost animal carcasses and condemned and inedible waste:

(1) The composting operation may not be located in a facility that:

- (A) shares a common wall or roof with the slaughtering establishment; or
- (B) utilizes the same air handling equipment as the slaughtering establishment.

(2) Equipment and supplies used in the composting operation may not be moved into the slaughtering establishment.

(3) The slaughtering establishment must establish and follow procedures that will prevent adulteration of products intended for human food from the movement of personnel between the compost facility and the slaughtering establishment.

~~(e) The state veterinarian may order that any particular animal or condemned and inedible waste, or any class of animal or waste, not be composted, or composted in a particular manner, in order to prevent the spread of disease and protect the public health. (Indiana State Board of Animal Health; 345 IAC 7-7-3.5; filed Nov 4, 2002, 12:07 p.m.: 26 IR 695; readopted filed Jul 18, 2008, 8:16 a.m.: 20080813-IR-34508028RFA; filed Jun 16, 2011, 8:46 a.m.: 20110713-IR-345100561FRA; readopted filed Jul 17, 2017, 9:06 a.m.: 20170816-IR-345170165RFA)~~

SECTION 5. 345 IAC 7-7-3.6 IS AMENDED TO READ AS FOLLOWS:

345 IAC 7-7-3.6 Incineration

Authority: IC 15-17

Affected: IC 15-17

Sec. 3.6. (a) Subject to the limitations in subsections (b) ~~through (d)~~, **and (c)**, a person may dispose of carcasses by incineration.

(b) Disposal by incineration must:

- (1) expose the material being processed to conditions that are reasonably likely to kill pathogenic organisms; and
- (2) result in the carcasses and waste being thoroughly and completely incinerated **to a stage where no visible pieces of soft tissue are present.**

The resulting finished product may contain small bones, bone fragments, feathers, and wool that have been processed but retain their structure. If the process results in a carcass part that is not completely incinerated, **such as large femur bones or skulls from adult livestock**, the part must be **crushed or** disposed of in accordance with section 3 of this rule.

(c) A person may not dispose of carcasses by open burning unless the open burning is allowed under 326 IAC 4-1.

~~(d) The state veterinarian may order that any particular carcass or condemned and inedible waste, or any class of carcass or waste, not be incinerated, or incinerated in a particular manner, in order to prevent the spread of disease and protect the public health. (Indiana State Board of Animal Health; 345 IAC 7-7-3.6; filed Jun 16, 2011, 8:46 a.m.: 20110713-IR-345100561FRA; readopted filed Jul 17, 2017, 9:06 a.m.: 20170816-IR-345170165RFA)~~

SECTION 6. 345 IAC 7-7-3.7 IS AMENDED TO READ AS FOLLOWS:

345 IAC 7-7-3.7 Digestion

Authority: IC 15-17

Affected: IC 13; IC 15-17-11

Sec. 3.7. (a) A person disposing of animal carcasses or condemned and inedible waste through biodigestion or chemical digestion must meet the following requirements:

- (1) ~~He or she~~ **The person** must obtain a disposal plant permit from the board under IC 15-17-11 prior to accepting material from other operations. Carcasses or condemned and inedible waste from facilities under common ownership or management may be disposed of via biodigestion without obtaining a permit.
- (2) The digestion process must be operated in a manner that meets all of the following conditions:
 - (A) The carcasses and waste must be thoroughly and completely digested **to a stage where the resulting finished product does not contain visible pieces of soft tissue.**
 - (B) The end product must be disposed of in compliance with IC 13, the state environmental laws.
 - (C) The process must:
 - (i) not create a health hazard to humans or animals; and
 - (ii) expose the material being processed to conditions that are reasonably likely to kill pathogenic organisms.

The resulting finished product may contain small bones, bone fragments, feathers, and wool that have been processed but retain their structure. If the process results in a carcass part that is not thoroughly and completely digested, such as large femur bones or skulls from adult livestock, the part must be crushed or disposed of in accordance with section 3 of this rule.

(b) A slaughtering establishment disposing of animal carcasses and condemned and inedible waste through digestion must meet the following additional requirements:

- (1) The digestion operation may not be located or operated in a way that exposes products intended for human food to contamination.
- (2) Equipment and supplies used in the digestion operation may not be used in the slaughtering operation.

~~(c) The state veterinarian may order that any particular carcass or condemned and inedible waste, or any class of carcass or waste, not be disposed of via digestion, or digested in a particular manner, in order to prevent the spread of disease and protect the public health. (Indiana State Board of Animal Health; 345 IAC 7-7-3.7; filed Jun 16, 2011, 8:46 a.m.: 20110713-IR-345100561FRA; readopted filed Jul 17, 2017, 9:06 a.m.: 20170816-IR-345170165RFA)~~

SECTION 7. 345 IAC 7-7-3.8 IS ADDED TO READ AS FOLLOWS:

345 IAC 7-7-3.8 Above ground burial

Authority: IC 15-17-3-21

Affected: IC 15-17-11-20

Sec. 3.8. Except as provided in section 3(d) of this rule, a person disposing of animal carcasses or condemned and inedible waste by above ground burial must meet the following requirements:

- (1) Soil excavation of the burial trench must be to a depth in the range of twenty (20) to twenty-four (24) inches.
- (2) At least twelve (12) inches of carbonaceous material must be placed throughout the entire bottom of the trench.
- (3) Large carcasses must be placed in a single layer.
- (4) Carcasses placed in the trench shall not remain uncovered for longer than twenty-four (24) hours.
- (5) Excavated soil shall be placed on top of the animal carcasses or condemned and inedible waste in compliance with the standards set forth in section 3.4(a) of this rule.
- (6) The soil cover must be thoroughly seeded to facilitate the growth of a layer of vegetation.

(7) The burial trench shall not be graded or otherwise disturbed until the animal carcasses are to a state of decomposition where no visible pieces of soft tissue are present.

(Indiana State Board of Animal Health; 345 IAC 7-7-3.8)

SECTION 8. 345 IAC 7-7-4.5 IS ADDED TO READ AS FOLLOWS:

345 IAC 7-7-4.5 Commercial carcass and inedible waste disposal

Authority: IC 15-17-3-21

Affected: IC 15-17

Sec. 4.5. (a) A person that:

(1) is disposing of animal carcasses and condemned and inedible waste from operations not owned or managed by the person; and

(2) does not qualify for an exemption under section 2 of this rule;

must meet the requirements of this section.

(b) A disposal plant that is disposing of animal carcasses and condemned and inedible waste by rendering must meet the building specifications set forth at IC 15-17-11-23.

(c) Prior to accepting carcasses for commercial disposal, a person subject to the section must meet the following requirements:

(1) Apply for a disposal plant license under IC 15-17-11.

(2) Submit written plans to the state veterinarian which demonstrate how the disposal method meets the requirements in IC 15-17-11 and this rule.

(3) Maintain the following records for carcasses and condemned and inedible waste obtained:

(A) Name and address of the person from whom the material is obtained.

(B) Date the material is obtained.

(C) A general description of the type, and number or volume, of material obtained.

(4) Provide board personnel access to the property and records, as provided in IC 15-17-3, to verify that the commercial disposal is being conducted in a manner that does not present a risk to public health.

(Indiana State Board of Animal Health; 345 IAC 7-7-4.5)

Economic Impact Statement

LSA Document #21-540

IC 4-22-2.1-5 Statement Concerning Rules Affecting Small Businesses

African swine fever (ASF), one of the "Big Three" highly transmissible and high-consequence diseases of swine, has now been diagnosed in countries around the world spanning the continents of Africa, Asia, and Europe and it has recently been diagnosed near the mainland United States (U.S.) in the Dominican Republic. Millions of hogs have been depopulated as part of the disease response. ASF is a swine disease that would have a devastating economic impact on Indiana livestock producers and the economy if it were found here. Because of the virus's transmission characteristics and the integrated production systems of the U.S. and affected countries, there is a significant risk of its introduction into the U.S. There is no treatment or vaccine available for this disease. The only way to stop this disease is to depopulate all affected or exposed swine herds. The Indiana state board of animal health (BOAH) has been working with the United States Department of Agriculture (USDA) and swine industry on a multi-faceted preparedness effort, which includes national ASF exercises, an integrated surveillance plan, and a voluntary program for swine producers based on the framework of the national Secure Pork Supply (SPS) plan.

In any high-consequence disease outbreak, there are overarching incident objectives, which are detection, containment, and eradication. Detection includes sampling and surveillance of domestic livestock and wildlife. Containment involves actions such as quarantine of infected premises and zones and restricted, permitted movements of animals into and out of a control area. The third component, eradication, involves activities such as depopulation of infected animals, disposal of carcasses, and cleaning and disinfection of sites.

The proposed rule makes changes that support Indiana's preparedness efforts related to the eradication objective. First, in an animal health event, the rule change allows BOAH to authorize a producer to euthanize animals and leave them in a location for longer than 24 hours before the carcasses are removed for disposal. BOAH may want to authorize this for several reasons, such as avoid transferring virus out of a barn, reducing the volume of material that must be removed for disposal, or the logistics of a large-scale depopulation. In addition to the extension of time, this change also allows BOAH to specify a disposal manner that differs from those set forth in the rule under a specific approval in the above-described circumstances.

BOAH's livestock disposal rule currently authorizes the disposal methods of burial to a depth of 4 feet, composting, incineration, digestion, feeding to exotic animals, and removal to a certain licensed facilities or landfills. However, high consequence animal disease outbreaks over the past 20 years have shown the limitations of these methods. For example, other countries responding to foot-and-mouth (FMD) disease have dealt with environmental issues, such as groundwater contamination, and the inherent transmission risk of moving carcasses offsite. In response to these concerns, a law was passed by the Indiana General Assembly in the last legislative session that removed the 4-foot depth requirement and authorized the BOAH to develop burial standards in its place (P.L. No. 41). The proposed rule will carry out this statutory duty by creating a new section that sets forth burial requirements that prevent the spread of disease and protect public health.

To further address the above-described concerns, the proposed rule also authorizes the above ground burial method with a series of performance standards that must be followed. Above ground burial has been scientifically proven to be equally effective at virus elimination as other methods and a preferred option for certain farms from a cost and environmental risk standpoint.¹ Many parts of Indiana do not have soil types that are suitable for carcass burial, so including this option is critical from an environmental perspective.² It is important to emphasize that this rule change in no way negates the authority of the BOAH to ultimately decide the appropriate method of disposal in a high-consequence disease event.

The proposed rule also amends the composting, incineration, and digestion standards to clarify what constitutes thoroughly and completely composted material. The added language has been in BOAH guidance for several years; therefore, the proposed rule is merely transitioning these longstanding requirements to the livestock disposal rule itself.³ It also creates a new section to clarify the requirements for individuals engaging in commercial carcass and inedible waste disposal.

1. Description of Affected Industry

Indiana has over 3,000 commercial swine premises and over 11,000 hobby or exhibition herds registered in the BOAH premises identification program. Indiana ranks 5th in the U.S. for pork production and the swine industry has an annual economic impact of more than \$3 billion dollars (\$1.35 billion of hogs marketed).⁴ It is important to note that the above-described changes to livestock disposal options will be applicable to all species of livestock and poultry, which is a total of 68,193 registered premises.

The BOAH will involve regulated entities in the development of the rule. Prior to a first reading of a rule at a quarterly board meeting, the agency sends out an email correspondence to subscribed stakeholders making them aware of proposed rule changes so they have the opportunity to provide input. All proposed rules are also placed

in multiple areas of the website to provide interested parties as much time as possible to review and comment upon a proposed rule change. The affected industry includes small businesses under the definition at [IC 4-22-2.1-4](#).

2. Estimated Annual Reporting, Record Keeping, and Other Administrative Costs

The proposed rule does not include additional record keeping requirements for the above-described entities. Rather, the proposed rule authorizes the state veterinarian to provide an extension of time and/or carcass disposal alternatives in the event of an animal disease outbreak or other mass mortality event. In this situation, the state veterinarian already has the authority to require that certain records be maintained to verify that the carcasses are properly handled. [IC 15-17-10-9](#); [345 IAC 7-7-3\(d\)](#). The proposed rule does not change the administrative costs associated with this function. It also provides more flexibility with regard to carcass disposal by burial for routine carcass disposal, but this does not include a record keeping or other administrative requirement.

The new section governing commercial carcass disposal requires a facility to submit written design plans and maintain a record of the source of carcasses collected. However, there is not an increase in administrative costs associated with these requirements because the state livestock disposal law already requires these businesses to submit design plans as a part of the process to obtain a disposal plant license. [IC 15-17-11-11](#). State law further requires the 27 currently licensed entities engaged in commercial carcass disposal to maintain records related to the source and disposition of carcasses. [IC 15-17-11-24](#); [345 IAC 7-7-4](#). In addition, these records should already be maintained by a commercial operation for other business purposes. There is a diverse type of carcass disposal business that falls under the statutory definition of "disposal plant", which includes rendering plants, collection services, commercial compost facilities, and animal incineration facilities. The purpose of this new section is to consolidate requirements found in various sections of state law and rule and clarify the expectations for each type of entity.

3. Estimated Total Annual Economic Impact on Small Businesses

This rule does not increase compliance costs for regulated entities. Rather, the proposed rule reduces regulatory impact by ensuring that animal owners have the appropriate amount of time to accomplish proper disposal in an emergency event. In both emergency events and routine carcass disposal, it provides the ability to select from all dead animal disposal methods that have been scientifically proven to mitigate the risk of disease transmission.

BOAH's livestock disposal rule currently authorizes the disposal methods of burial to a depth of 4 feet, composting, incineration, digestion, feeding to exotic animals, and removal to a certain licensed facilities or landfills. With regard to burial, many parts of Indiana do not have soil types that are suitable for carcass burial, so including the above ground burial option is critical from an environmental perspective.⁵ Burial does not provide a suitable environment for biological decomposition, requires equipment that may not be available on a farm, and places decomposition fluids closer to the groundwater table.⁶ During the response to an extremely contagious disease, above ground burial can be implemented more quickly than traditional composting to minimize the aerosolization of virus particles, reducing the potential for the spread of the disease.

The proposed rule will authorize the above ground burial method with a series of performance standards that must be followed. Above ground burial does not accomplish pathogen inactivation by the high temperatures reached with composting. Rather, the pathogen is killed and the carcass is decomposed by a biologically active, aerobic soil zone and the absence of a live host. This method has been scientifically proven to be equally effective at virus elimination as other methods with the following benefits:

- Simple, low technology design allows implementation with minimal training.
- Low execution cost and relatively rapid to install.
- Shallow trench depth and carbon layer to absorb decomposition fluids means it can be used in more diverse geologic settings.
- Reduces potential for disease spread by keeping carcasses on the infected farm and minimizing need for external inputs.
- Carcasses may be left in place or may be excavated for permanent disposal after initial disease eradication.⁷

If the BOAH does not proceed with this proposed rule, it will have a negative economic impact on the regulated community. With the potential for significant economic and environmental costs associated with ineffective carcass management, foreign animal disease responders need additional disposal methods to support their disease eradication efforts. It is important to emphasize that this rule change in no way negates the authority of the BOAH to ultimately decide the appropriate method of disposal in a high-consequence disease event. With regard to the proposed rule, the BOAH estimates that the total estimated impact (cost) of the rule will be less than \$500,000.

4. Justification of Requirements

a. Compliance with Federal Law

The USDA also has jurisdiction over the disposal of dead animals in a high-consequence animal disease outbreak and disposal plans must be approved by the USDA in order for animal owners to be eligible for indemnity payments. However, this proposed rule is not specifically necessary to comply with a federal mandate. The USDA relies on states to have their own laws and rules in place governing appropriate carcass disposal in both routine and emergency situations.

b. Compliance with State Law

BOAH is responsible under state law to oversee the movement and disposal of animal carcasses in order to ensure safe disposal and control and eradicate diseases affecting the health of animals within Indiana. [IC 15-17-3-13\(9\)](#); [IC 15-17-11-20](#). To carry out this duty, it is critical that BOAH periodically updates its rule to incorporate disposal methods that have been scientifically proven to be equally effective at virus elimination as other methods and a preferred option for certain farms from a cost and environmental risk standpoint.

c. Justification of Requirements not Mandated by State or Federal Law

The proposed rule does not impose any requirement or cost beyond what is expressly required by state or federal law.

5. Regulatory Flexibility Analysis

Because the proposed rule is reducing regulatory impact by providing additional disposal timelines and options for responders and animal owners, the BOAH did not consider alternatives to what is being proposed.

¹ International Journal of One Health, *Aboveground burial for managing catastrophic losses of livestock*, www.onehealthjournal.org/Vol.3/9.pdf

² United States Department of Agriculture, Natural Resources Conservation Service (NRCS) https://efotg.sc.egov.usda.gov/references/public/IN/statewide_trench.pdf

³ Indiana State Board of Animal Health, *Policy on Processing Animal Carcasses*, October 27, 2011.

⁴ United Soybean Board, *Economic Analysis of Animal Agriculture*

<http://www.animal.ag/economics/state-reports/INDIANA%20Economic%20Analysis%20of%20Animal%20Agriculture%202005-2010>
Indiana Pork Producers Association <https://www.indianapork.org/>

⁵ United States Department of Agriculture, Natural Resources Conservation Service (NRCS) https://efotg.sc.egov.usda.gov/references/public/IN/statewide_trench.pdf

⁶ BioCycle, *Mesophilic Static Pile Composting of Animal Carcasses*, March/April 2017.

⁷ International Journal of One Health, *Aboveground burial for managing catastrophic losses of livestock*, www.onehealthjournal.org/Vol.3/9.pdf

Posted: 02/23/2022 by Legislative Services Agency
An [html](#) version of this document.



STATE OF INDIANA

Eric J. Holcomb
Governor

STATE BUDGET AGENCY
212 State House
Indianapolis, Indiana 46204-2796
317/232-5610

Zachary Q. Jackson
Director

February 7, 2022

Sarah A. Simpson, JD
Director of Legal Affairs and Enforcement
Indiana Board of Animal Health
Discovery Hall, Suite 100
1202 East 38th Street
Indianapolis, IN 46205

Dear Ms. Simpson,

Pursuant to the provisions of Executive Order 2-89 and Budget Agency Financial Management circular 2010-4, the State Budget Agency has reviewed the proposed rule that amend 345 IAC 7-7 (LSA #21-540), which you submitted to the State Budget Agency on January 12, 2022. After reviewing the proposed rule, the recommendation of the State Budget Agency is that the rule changes be approved.

Furthermore, the statement and analysis (attached hereto) provided by the Indiana Board of Animal Health is hereby adopted as the Office of Management and Budget's own Fiscal Impact Statement for the purpose of satisfying the requirements under IC 4-22-2-28(d). Also, it is adopted as the Office of Management and Budget's Cost Benefit Analysis under IC 4-3-22-13(a).

If you have questions concerning this action, please contact your budget analyst or SBA at 232-5610.

Sincerely,

Zachary Q. Jackson
Director

ZQJ/jnm

**Indiana State Board of Animal Health
LSA # 21-540**

**Fiscal Analysis and Cost Benefit Analysis of
Proposed Rules Required by Financial Management Circular #2010-4**

I. Description of the Rule

The proposed rule makes several changes that support Indiana's emergency preparedness efforts. First, in an animal health event, the rule change allows BOAH to authorize a producer to euthanize animals and leave them in a location for longer than 24 hours before the carcasses are removed for disposal. BOAH may want to authorize this for several reasons, such as avoid transferring virus out of a barn, reducing the volume of material that must be removed for disposal, or the logistics of a large-scale depopulation. In addition to the extension of time, this change also allows BOAH to specify a disposal manner that differs from those set forth in the rule under a specific approval in the above-described circumstances.

BOAH's livestock disposal rule currently authorizes the disposal methods of burial to a depth of 4 feet, composting, incineration, digestion, feeding to exotic animals, and removal to certain licensed facilities or landfills. However, high consequence animal disease outbreaks over the past 20 years have shown the limitations of these methods. For example, other countries responding to foot-and-mouth (FMD) disease have dealt with environmental issues, such as groundwater contamination, and the inherent transmission risk of moving carcasses offsite. In response to these concerns, a law was passed by the Indiana General Assembly in the last legislative session that removed the 4-foot depth requirement and authorized the BOAH to develop burial standards in its place (Pub. L. No. 41). The proposed rule will carry out this statutory duty by creating a new section that sets forth burial requirements that prevent the spread of disease and protect public health.

To further address the above-described concerns, the proposed rule also authorizes the above ground burial method with a series of performance standards that must be followed. Above ground burial has been scientifically proven to be equally effective at virus elimination as other methods and a preferred option for certain farms from a cost and environmental risk standpoint.¹ Many parts of Indiana do not have soil types that are suitable for carcass burial, so including this option is critical from an environmental perspective.² It is important to emphasize that this rule change in no way negates the authority of the BOAH to ultimately decide the appropriate method of disposal in a high consequence disease event.

The proposed rule also amends the composting, incineration, and digestion standards to clarify what constitutes thoroughly and completely composted material. The added language has been in BOAH guidance for several years; therefore, the proposed rule is merely transitioning these longstanding requirements to the livestock disposal rule itself.³ It also creates a new section to clarify the requirements for individuals engaging in commercial carcass and inedible waste disposal.

¹ International Journal of One Health, *Aboveground burial for managing catastrophic losses of livestock*, www.onehealthjournal.org/Vol.3/9.pdf

² United States Department of Agriculture, Natural Resources Conservation Service (NRCS) https://efotg.sc.egov.usda.gov/references/public/IN/statewide_trench.pdf

³ Indiana State Board of Animal Health, *Policy on Processing Animal Carcasses*, October 27, 2011.

II. Fiscal Impact Analysis

a. Fiscal Impact on State and Local Governments

The BOAH currently administers the dead animal disposal law within Indiana. IC 15-17-14. Under this law, a livestock producer disposing of their own animals is not required to obtain a license. Rather, BOAH will investigate credible complaints that an individual is not disposing of animals pursuant to this law. However, BOAH does license commercial entities and currently licenses 27 disposal plants. The commercial carcass disposal entities that are affected by this rule are already required to obtain a disposal plant license. This rule merely clarifies the operating requirements for entities that are engaged in disposal other than rendering, such as a commercial composting facility. Because the BOAH already performs these functions, the proposed rule does not have a fiscal impact to the state beyond the current costs of administering this law.

b. Anticipated Effective Date of the Rule

The first reading for the proposed rule was held at the Board's quarterly meeting on January 11, 2022. The public hearing will be held at the Board's April 2022 meeting. If the Board votes in favor of final adoption at this meeting, the rule would take effect in July 2022.

c. There are no anticipated changes, increases or decreases, in state or local revenue resulting from the implementation of the rule.

d. BOAH will continue to utilize the BOAH general funds to implement the rule.

e. The rule does not have an administrative impact on state or local government. BOAH is currently responsible for maintaining licensing information to ensure our state's 27 licensed disposal plants and livestock owners are complying with the dead animal disposal law. This rule does not change the administrative costs of this function.

f. The rule does not create an unfunded mandate on state or local government.

III. Cost Benefit Analysis

a. Statement of Need

The proposed rule is necessary to implement a state statutory mandate. The BOAH is the state agency responsible for control the movement and disposal of carcasses of animals and objects. The agency is also tasked with implementing programs and plans for the prevention, detection, control, and eradication of diseases and pests of animals. IC 15-17-3-13. To carry out this duty, it is critical that BOAH periodically update its rule to incorporate disposal methods that have been scientifically proven to be equally effective at virus elimination as other methods and a preferred option for certain farms from a cost and environmental risk standpoint.

The BOAH will involve regulated entities in the development of the rule. Indiana has over 3000 commercial swine premises and over 11,000 hobby or exhibition herds registered in the BOAH premises identification program. Indiana ranks 5th in the United States for pork production and the swine industry

has an annual economic impact of more than \$3 billion dollars (\$1.35 billion of hogs marketed).⁴ The above-described changes to livestock disposal options will be applicable to all species of livestock and poultry, which is a total of 68,193 registered premises. Prior to a first reading of a rule at a quarterly board meeting, the agency sends out an email correspondence to subscribed stakeholders making them aware of a proposed rule so they have the opportunity to provide input. All proposed rules are also placed in multiple areas of the website to provide interested parties as much time as possible to review and comment upon a proposed rule change.

b. Evaluation of Benefits and Costs

i. Benefits of the proposed rule:

The proposed rule benefits business competitiveness by reducing compliance costs. It will reduce compliance costs for regulated entities by authorizing the state veterinarian to provide an extension of time and/or carcass disposal alternatives in the event of an animal disease outbreak or other mass mortality event. In both emergency events and routine carcass disposal, it provides the flexibility to select from all dead animal disposal methods that are currently considered best industry practices.

The proposed rule also benefits consumer protection by incorporating standards that have been scientifically proven to mitigate the risk of disease transmission and the resulting consumer price impacts of an animal disease outbreak. BOAH's livestock disposal rule currently authorizes the disposal methods of burial to a depth of 4 feet, composting, incineration, digestion, feeding to exotic animals, and removal to a certain licensed facilities or landfills. However, high consequence animal disease outbreaks over the past 20 years have shown the limitations of these methods. Regarding burial, many parts of Indiana do not have soil types that are suitable for carcass burial, so including the above ground burial option is critical from an environmental perspective.⁵ Burial does not provide a suitable environment for biological decomposition, requires equipment that may not be available on a farm, and places decomposition fluids closer to the groundwater table.⁶

The proposed rule will authorize the above ground burial method with a series of performance standards that must be followed. During the response to an extremely contagious disease, above ground burial can be implemented more quickly than traditional composting to minimize the aerosolization of virus particles, reducing the potential for the spread of the disease. With the potential for significant economic and environmental costs associated with ineffective carcass management, foreign animal disease responders need additional disposal methods to support their disease eradication efforts.

⁴ United Soybean Board, *Economic Analysis of Animal Agriculture* <http://www.animal.ag/economics/state-reports/INDIANA%20Economic%20Analysis%20of%20Animal%20Agriculture%202005-2015.pdf>; Indiana Pork Producers Association <https://www.indianapork.org/>

⁵ United States Department of Agriculture, Natural Resources Conservation Service (NRCS) https://efotg.sc.egov.usda.gov/references/public/IN/statewide_trench.pdf

⁶ BioCycle, *Mesophilic Static Pile Composting of Animal Carcasses*, March/April 2017.

ii. Costs of the proposed rule:

The new section governing commercial carcass disposal requires a facility to submit written design plans and maintain a record of the source of carcasses collected. However, there is not an increase in administrative costs associated with these requirements because the state livestock disposal law already requires these businesses to submit design plans as a part of the process to obtain a disposal plant license. IC 15-17-11-11. State law further requires the 27 currently licensed entities engaged in commercial carcass disposal to maintain records related to the source and disposition of carcasses. IC 15-17-11-24; 345 IAC 7-7-4. In addition, these records should already be maintained by a commercial operation for other business purposes. There is a diverse type of carcass disposal businesses that fall under the statutory definition of “disposal plant”, which include rendering plants, collection services, commercial compost facilities, and animal incineration facilities. The purpose of this new section is to consolidate requirements found in various sections of state law and rule and clarify the expectations for each type of entity. BOAH estimates that the total estimated impact (cost) will be less than \$500,000.

iii. The Board of Animal Health has determined that the direct and indirect benefits of the proposed rule outweigh the costs.

c. Examination of Alternatives

The proposed rule increases compliance options for regulated entities and does not impose requirements above those set forth in state law. Therefore, BOAH did not examine alternative methods.



VIA EMAIL

March 17, 2022

Sarah Simpson
Director of Legal Affairs, Licensing and Enforcement
Indiana Board of Animal Health
1202 E 38th Street
Indianapolis, IN 46205

Re: LSA Document #21-540/Economic Impact Statement

Dear Ms. Simpson,

Pursuant to Indiana Code 4-22, as the Small Business Ombudsman, I have reviewed the economic impact analysis for small businesses associated with the rule changes contained in LSA Document #21-540 proposed by the Indiana State Board of Animal Health.

Based on my assessment as the Small Business Ombudsman, I have concluded that the proposed rule will not have a negative impact on small businesses.


The economic impact statement prepared by the Indiana State Board of Animal Health states:

If the BOAH does not proceed with this proposed rule, it will have a negative economic impact on the regulated community. With the potential for significant economic and environmental costs associated with ineffective carcass management, foreign animal disease responders need additional disposal methods to support their disease eradication efforts. It is important to emphasize that this rule change in no way negates the authority of the BOAH to ultimately decide the appropriate method of disposal in a high consequence disease event. With regard to the proposed rule, the BOAH estimates that the total estimated impact (cost) of the rule will be less than \$500,000.

Based upon this statement and review, the Small Business Ombudsman supports the proposed rule related to the economic impact to small business if the Indiana State Board of Animal Health conclusion reflects the actual result after promulgation. If you have any questions about these comments, please contact me at etotten@iedc.in.gov.

Sincerely,

Emily Totten
Interim Small Business Ombudsman
Director, Policy & Government Affairs



Eric J. Holcomb, Governor
Bret D. Marsh, DVM, State Veterinarian

INDIANA STATE BOARD OF ANIMAL HEALTH

Office of the State Veterinarian
Discovery Hall, Suite 100
1202 East 38th Street
Indianapolis, IN 46205-2898
Phone: 317/544-2400

EGG DROP SYNDROME VIRUS (EDSV) REPORT

(BOAH Board Meeting 04/12/22)

Quarterly Highlights

BOAH, ISPA and Purdue ADDL have been working collaboratively with Indiana poultry producers and veterinarians in northern Indiana to eradicate Egg Drop Syndrome Virus (EDSV) from their flocks. BOAH has implemented an emergency rule to make EDSV reportable, conducted extensive epidemiological investigations on the affected sites, performed environmental testing for the presence of the virus on selected affected sites, continued extensive discussions with the four companies involved including weekly meetings to update the industry, and supported Purdue ADDL in validating and using the PCR test for EDSV.

BOAH recently provided an EDSV flock plan document to serve as instruction for veterinarians to work with the poultry company staff and farmers to create, develop and complete a unique egg drop syndrome virus (EDSV) flock plan specific for an individual farm premises. The goal of the plan is to: contain the virus and prevent exposure to other poultry premises; eliminate the virus; and prevent reintroduction at the farm premises.

The practices and policies presented in the EDSV flock plan must be agreed upon and adhered to by the company and the farmer/farm employees. The EDSV flock plan must be submitted to BOAH for review and feedback. Once the plan is finalized, BOAH can authorize use of ESDV vaccine to aid in achieving flock plan goals.

Fast Facts

EDSV Cases Summary by dates or month after IN AVIC notified BOAH of first NVSL lab report on 10/15/21.

- 08/29/21 First flock had EDSV clinical signs and company depopulated flock 09/14/21 without testing.
- 09/30/21 Flock with signs and tested 10/15/21 by same company that molts it and depops on 12/29/21.
- 10/20-29/21 Had 5 tested cases in 2 other companies with 1 flock molted and depops on 11/26/21.
- November 2021 Had 6 cases in now 4 companies with 1 flock molted and others depopulated.
- December 2021 Had 3 cases with 1 Hobby flock and 2 molted and depops on 02/17/22 and 03/14/22.
- January 2022 Had 3 cases in 2 companies and no flocks molted and all depopulated.
- February 2022 Had 1 case and 1 repeat case in 2 companies and no flocks molted and all depopulated.
- March 2022 Had 2 cases in 2 companies and 1 repeat case and no flocks molted and all depopulated.
- As of 03/30/22 Involved 4 companies and 21 Commercial and 1 Hobby Premises with 538,691 birds.

Partnerships and Outreach

BOAH, ISPA and Purdue ADDL continues to help Northern poultry industry and veterinarians with creating, producing and sharing guidance, procedures and testing for EDSV on premises. Recent examples:

- Best Practices to Reduce Risk of EDSV – Updated 2022-03-05
- Practices to Prevent EDSV Spread Involving Egg Transport and Materials - 2022-01-10
- Summary of Significant Findings from Northern Indiana EDSV Epi Questions – Updated 2022-03-05
- Barn Clean-Up and Disinfecting Protocol for EDSV - 2021-11-26
- Boot Cover Sampling for EDSV for PCR Testing – Updated 2022-02-24
- Post C D Environmental Sampling Guidance for Poultry - 2019-04-02
- Environmental Sampling Layers - 2021-04-15
- Sentinel Flock Program for EDS – 2022-02-21

Safeguarding Indiana's animals, food supply and citizens for more than 125 years.

An equal opportunity employer and provider.

Looking Ahead

Single vaccination allowed to help with elimination of virus on affected premises with biosecurity and flock plan.

Vaccination does not prevent infection with EDSV. Thus, any use of EDSV vaccine must be combined with the continued use of all the factors of structural and operational biosecurity procedures and measures described in EDSV flock plan. A vaccinated flock can still become infected with EDSV and shed the virus and thus become a threat and possible method of spread to neighbor poultry flocks and other poultry company premises. The vaccine can help in reducing the clinical signs of the disease. The EDSV vaccine will only be used in a limited emergency basis as part of an EDSV eradication effort along with improved and continued use of the biosecurity procedures and measures in this flock plan.

The CEVAC® EDS K vaccine is produced by CEVA in Hungary and contains the B8/78 strain of the EDS virus in an inactivated oil emulsion form. The vaccine is labeled to be administered to breeder and layer pullets before the onset of lay at between 16 weeks to 20 weeks of age and vaccination cannot occur within 60 days prior to the time of slaughter. The vaccine cannot help if birds are already affected.

The CEVA vaccine has only been allowed to be imported into the United States for emergency use under a USDA restricted international research and evaluation permit. The USDA APHIS VS Center for Veterinary Biologics (CVB) has restricted the vaccine to only be used in EDSV laboratory-diagnosed or affected flocks. The USDA CVB emergency permit is restricted to one year.

TITLE 345 INDIANA STATE BOARD OF ANIMAL HEALTH

Emergency Rule LSA Document #22- (E)

DIGEST

Temporarily amends 345 IAC 1-6-2 to require a veterinarian, owner, caretaker, or custodian that observes an animal presenting signs consistent with Egg drop syndrome virus (EDSV), or receives information which provides knowledge or a reason to suspect that EDSV exists in an animal, to report that information to the state veterinarian within two (2) business days of receiving the information. Temporarily amends 345 IAC 1-6-3 to require a diagnostic laboratory or veterinarian to report a diagnosis of Egg drop syndrome virus (EDSV) in birds within two (2) business days of the diagnosis. Statutory authority: IC 15-17-10-9. *NOTE: The original emergency document, LSA Document #22-5(E), posted at 20220119-IR-345220005ERA effective January 11, 2022 expires April 11, 2022. Effective April 12, 2022.*

SECTION 1. (a) This SECTION supersedes 345 IAC 1-6-2.

(b) A veterinarian, owner, caretaker, or custodian that observes an animal presenting signs consistent with any of the following reportable diseases, or receives information which provides knowledge or a reason to suspect that any of the following diseases exist in the animal, must report that information to the state veterinarian within two (2) business days of receiving the information:

- (1) Anthrax (*Bacillus anthracis*).**
- (2) Aujeszky's disease (pseudorabies).**
- (3) Avian influenza.**
- (4) Avian mycoplasmosis (*Mycoplasma gallisepticum*) in turkeys.**
- (5) Bovine tuberculosis (*Mycobacterium bovis*).**
- (6) Brucellosis (*B. abortus*, *B. canis*, *B. ovis*, *B. melitensis*, *B. suis*).**
- (7) Egg drop syndrome virus (EDSV).**
- (8) Equine infectious anemia (EIA).**
- (9) Foreign animal diseases.**
- (10) Fowl typhoid (*Salmonella gallinarum*).**
- (11) Johne's disease (*Mycobacterium avium paratuberculosis*).**
- (12) Pullorum disease (*Salmonella pullorum*).**
- (13) Rabies.**
- (14) Transmissible spongiform encephalopathies, including the following:**
 - (A) Chronic wasting disease.**
 - (B) Scrapie.**
 - (C) Bovine spongiform encephalopathy.**
- (15) Vesicular diseases, including the following:**
 - (A) Foot-and-mouth disease.**
 - (B) Vesicular stomatitis.**
 - (C) Swine vesicular disease.**
 - (D) Vesicular exanthema.**

SECTION 2. (a) This SECTION supersedes 345 IAC 1-6-3.

(b) Except as provided in subsection (c), for the purpose of facilitating animal disease programs, a diagnostic laboratory or veterinarian must report a diagnosis of any of the following reportable diseases in an animal or article from Indiana or whose owner is from Indiana to the state veterinarian within two (2) business days of the diagnosis. If a sample is submitted to a National Animal Health Laboratory Network (NAHLN) laboratory for testing and the positive result is sent by the laboratory to the state veterinarian, duplicate reporting by the veterinarian is not required as follows:

- (1) The following diseases in any species:
 - (A) Akabane (congenital arthrogryposis-hydranencephaly syndrome).
 - (B) Anthrax (*Bacillus anthracis*).
 - (C) Aujeszky's disease virus (pseudorabies virus).
 - (D) Bluetongue virus.
 - (E) Bovine tuberculosis (*Mycobacterium bovis*).
 - (F) Brucellosis (*B. abortus*, *B. canis*, *B. ovis*, *B. melitensis*, *B. suis*).
 - (G) Camelpox.
 - (H) Crimean Congo hemorrhagic fever.
 - (I) Cysticercosis (Larval form of *Taenia* spp).
 - (J) Eastern equine encephalomyelitis.
 - (K) Echinococcus/hydatidosis.
 - (L) Epizootic hemorrhagic disease.
 - (M) Foot and mouth disease.
 - (N) Glanders (*Burkholderia mallei*).
 - (O) Heartwater (*Ehrlichia ruminantium*).
 - (P) Japanese encephalitis.
 - (Q) Johne's disease (*Mycobacterium avium paratuberculosis*).
 - (R) Leishmaniasis (*Leishmania*).
 - (S) Malignant Catarrhal Fever.
 - (T) Melioidosis (*Burkholderia pseudomallei*).
 - (U) New world screwworm (*Cochliomyia hominivorax*).
 - (V) Nipah virus.
 - (W) Old world screwworm (*Chrysomya bezziana*).
 - (X) Plague (*Yersinia pestis*).
 - (Y) Q fever (*Coxiella burnetii*).
 - (Z) Rabies.
 - (AA) Rift Valley fever.
 - (BB) Rinderpest.
 - (CC) Surra (*Trypanosoma evansi*).
 - (DD) *Trichinella* spp.
 - (EE) Trypanosomiasis (*T. congolense*, *T. vivax*, *T. brucei*).
 - (FF) Tularemia (*Francisella tularensis*).
 - (GG) Venezuelan equine encephalomyelitis.
 - (HH) Vesicular stomatitis.
 - (II) West Nile fever.
 - (JJ) Western equine encephalomyelitis.
- (2) The following diseases in cattle, bison, and buffalo:
 - (A) Bovine anaplasmosis (*Anaplasma marginale*, *A. centrale*).
 - (B) Bovine babesiosis (*Babesia bovis*, *B. bigemina*).

- (C) Bovine spongiform encephalopathy.
 - (D) Bovine genital campylobacteriosis (*Campylobacter fetus venerealis*).
 - (E) Bovine viral diarrhoea (BVD).
 - (F) Contagious bovine pleuropneumonia (*Mycoplasma mycoides mycoides*).
 - (G) Enzootic bovine leukosis (BLV).
 - (H) Hemorrhagic septicemia (*Pasteurella multocida*, B/Asian or E/African serotypes).
 - (I) Infectious bovine rhinotracheitis/infectious pustular vulvovaginitis (IBR/IPV).
 - (J) Lumpy skin disease.
 - (K) Theileriosis (*Theileria annulata*, *T. parva*).
 - (L) Trichomonosis (*Tritrichomonas (Trichomonas) foetus*).
- (3) The following diseases in sheep and goats:
- (A) Caprine arthritis/encephalitis (CAE).
 - (B) Contagious agalactia (*Mycoplasma agalactiae*, *M. capricolum capricolum*, *M. putrefaciens*, *M. mycoides mycoides*, *M. mycoides mycoides* (LC)).
 - (C) Contagious caprine pleuropneumonia (*Mycoplasma capricolum capripneumoniae*).
 - (D) Enzootic abortion of ewes (Ovine Psittacosis, *Chlamydia abortus*).
 - (E) Maedi-visna/ovine progressive pneumonia.
 - (F) Nairobi sheep disease.
 - (G) Peste des petits ruminants.
 - (H) Salmonellosis (*Salmonella abortusovis*).
 - (I) Scabies (*Sarcoptes scabiei* var. *ovis*, *Chorioptes bovis*, *Psoroptes ovis*, *Psoroptes cuniculi*, *Psorergates ovis*).
 - (J) Scrapie.
 - (K) Sheep pox and goat pox.
- (4) The following diseases in equine:
- (A) African horse sickness.
 - (B) Contagious equine metritis (*Taylorella equigenitalis*).
 - (C) Dourine (*Trypanosoma equiperdum*).
 - (D) Equine herpesvirus myeloencephalopathy (EHV1-EHM).
 - (E) Equine infectious anemia (EIA).
 - (F) Equine influenza (virus type A).
 - (G) Equine piroplasmosis (Babesiosis, *Theileria equi*, *B. caballi*).
 - (H) Equine viral arteritis (EVA).
 - (I) Hendra.
- (5) The following diseases in swine:
- (A) African swine fever.
 - (B) Classical swine fever.
 - (C) Porcine reproductive and respiratory syndrome (PRRS).
 - (D) Swine erysipelas (*Erysipelothrix rhusiopathiae*).
 - (E) Swine vesicular disease.
 - (F) Transmissible gastroenteritis (TGE).
 - (G) Vesicular exanthema.
- (6) The following diseases in birds:
- (A) Avian chlamydiosis (Psittacosis and Ornithosis, *Chlamydia psittaci*).
 - (B) Avian infectious bronchitis.
 - (C) Avian infectious laryngotracheitis.
 - (D) Avian influenza.
 - (E) Avian mycoplasmosis (*Mycoplasma gallisepticum*).

- (F) Avian mycoplasmosis (*Mycoplasma synoviae*).
 - (G) Duck virus hepatitis.
 - (H) Egg drop syndrome virus (EDSV).
 - (I) Fowl typhoid (*Salmonella gallinarum*).
 - (J) Infectious bursal disease (Gumboro disease).
 - (K) Newcastle disease.
 - (L) Pullorum disease (*Salmonella pullorum*).
 - (M) Turkey rhinotracheitis.
- (7) The following diseases in crustaceans:
- (A) Crayfish plague (*Aphanomyces astaci*).
 - (B) Infectious myonecrosis.
 - (C) Infectious hypodermal and hematopoietic necrosis.
 - (D) Necrotizing hepatopancreatitis.
 - (E) Spherical baculovirus (*Penaeus monodon*-type baculovirus).
 - (F) Tetrahedral baculovirus (*Baculovirus penaei*).
 - (G) Taura syndrome.
 - (H) White spot disease.
 - (I) White tail disease.
 - (J) Yellowhead disease.
- (8) The following diseases in fish:
- (A) Bacterial kidney disease (*Renibacterium salmoninarium*).
 - (B) Gyrodactylosis (*Gyrodactylus salaris*).
 - (C) Epizootic hematopoietic necrosis.
 - (D) Epizootic ulcerative syndrome.
 - (E) Infectious hematopoietic necrosis.
 - (F) Infectious pancreatic necrosis.
 - (G) Infectious salmon anemia (ISA).
 - (H) Koi herpesvirus disease.
 - (I) *Oncorhynchus masou* virus disease.
 - (J) Piscirickettsiosis (*Piscirickettsia salmonis*).
 - (K) Red sea bream iridoviral disease.
 - (L) Salmon pancreas disease (salmonid alphavirus).
 - (M) Spring viremia of carp.
 - (N) Viral encephalopathy and retinopathy.
 - (O) Viral hemorrhagic septicemia.
 - (P) White sturgeon iridoviral disease.
 - (Q) Whirling disease (*Myxobolus cerebralis*).
- (9) The following diseases in lagomorphs:
- (A) Myxomatosis.
 - (B) Rabbit hemorrhagic disease.
- (10) The following diseases in mollusks:
- (A) Abalone viral mortality.
 - (B) *Bonamia exitiosa*.
 - (C) *Bonamia ostreae*.
 - (D) *Haplosporidium nelsoni* (MSX) or *Haplosporidium costale* (sea side organism).
 - (E) *Marteilia chungmeunsi*.
 - (F) *Marteilia syndeyi*.
 - (G) *Marteilia refigens*.
 - (H) *Mikrocytos roughleyi*.

- (I) Ostreid herpesvirus-1 microvariant.**
 - (J) Perkinsus marinus.**
 - (K) Perkinsus olseni.**
 - (L) QPX (Quahog parasite unknown).**
 - (M) Xenohalotis californiensis.**
- (11) Chronic wasting disease in cervidae.**
- (c) The state veterinarian may do the following:**
- (1) Conduct surveillance for reportable diseases.**
 - (2) Establish a reporting agreement with a laboratory that does not require reporting every diagnosis of a particular disease listed in subsection (b) if the reporting standard is consistent with the National Animal Health Reporting System and board programs.**

TITLE 345 INDIANA STATE BOARD OF ANIMAL HEALTH

Proposed Rule
LSA Document #22-

Amends 345 IAC 1-6-1.5 to add a definition of "animal health professional." Amends 345 IAC 1-6-2 to add Egg drop syndrome virus (ESDV) to the signs of disease list and requires a veterinarian, owner, caretaker, or custodian that observes an animal presenting signs consistent with a listed disease, or receives information which provides knowledge or a reason to suspect that a listed disease exists in an animal, to report that information to the state veterinarian within twenty-four (24) hours of receiving the information. Amends 345 IAC 1-6-3 to add Egg drop syndrome virus (EDSV) in birds to the reportable disease list and requires a diagnostic laboratory or animal health professional to report a diagnosis of any reportable disease within twenty-four (24) hours of the diagnosis. Effective 30 days after filing with the publisher.

345 IAC 1-6-1.5; 345 IAC 1-6-2; 345 IAC 1-6-3

SECTION 1. 345 IAC 1-6-1.5 IS AMENDED TO READ AS FOLLOWS:

345 IAC 1-6-1.5 Definitions and general provisions

Authority: IC 15-17-3-21

Affected: IC 15-17

Sec. 1.5. The following definitions and the definitions in IC 15-17-2 apply throughout this rule:

(1) "Animal health professional" has the meaning set forth in IC 15-17-10-1(a).

~~(2)~~ **(2) "Board" means the Indiana state board of animal health created under IC 15-17-3.**

~~(3)~~ **(3) "Reportable disease" means a transmissible disease that the board determines to have socio-economic or public health importance to the state and which is significant in the trade of animals and animal products. Reportable diseases are designated as reportable to the state veterinarian under this rule.**

~~(4)~~ **(4) "State veterinarian" means the Indiana state veterinarian appointed under IC 15-17-4 or an authorized agent.**

(Indiana State Board of Animal Health; 345 IAC 1-6-1.5; filed Dec 31, 2001, 10:00 a.m.: 25 IR 1607; readopted filed Feb 9, 2007, 9:42 a.m.: 20070307-IR-345060512RFA; errata filed Oct 3, 2008, 3:30 p.m.: 20081022-IR-345080767ACA; readopted filed Oct 16, 2014, 9:43 a.m.: 20141112-IR-345140300RFA; readopted filed Jul 14, 2020, 1:42 p.m.: 20200812-IR-345200230RFA)

SECTION 2. 345 IAC 1-6-2 IS AMENDED TO READ AS FOLLOWS:

345 IAC 1-6-2 Reporting signs of disease

Authority: IC 15-17-3-21

Affected: IC 15-17-3-13; IC 15-17-10-1

Sec. 2. ~~A veterinarian, owner, caretaker, or custodian that observes an animal presenting signs consistent with any For purposes of IC 15-17-10-1(b), the following reportable diseases or receives information which provides knowledge or a reason to suspect that any of the following diseases exist in the animal, must report that information to and conditions declared reportable by the state veterinarian within two (2) business days of receiving the information board are:~~

(1) Anthrax (*Bacillus anthracis*).

(2) Aujeszky's disease (*pseudorabies*).

(3) Avian influenza.

(4) Avian mycoplasmosis (*Mycoplasma gallisepticum*) in turkeys.

(5) Bovine tuberculosis (*Mycobacterium bovis*).

(6) Brucellosis (*B. abortus*, *B. canis*, *B. ovis*, *B. melitensis*, *B. suis*).

(7) Egg drop syndrome virus (EDSV).

~~(8)~~ **(8) Equine infectious anemia (EIA).**

~~(9)~~ **(9) Foreign animal diseases.**

~~(10)~~ **(10) Fowl typhoid (*Salmonella gallinarum*).**

~~(11)~~ **(11) Johne's disease (*Mycobacterium avium paratuberculosis*).**

- ~~(11)~~ (12) Pullorum disease (*Salmonella pullorum*).
- ~~(12)~~ (13) Rabies.
- ~~(13)~~ (14) Transmissible spongiform encephalopathies, including the following:
 - (A) Chronic wasting disease.
 - (B) Scrapie.
 - (C) Bovine spongiform encephalopathy.
- ~~(14)~~ (15) Vesicular diseases, including the following:
 - (A) Foot-and-mouth disease.
 - (B) Vesicular stomatitis.
 - (C) Swine vesicular disease.
 - (D) Vesicular exanthema.

(Indiana State Board of Animal Health; 345 IAC 1-6-2; filed Jul 23, 1992, 2:00 p.m.: 15 IR 2568; filed Oct 11, 1996, 2:00 p.m.: 20 IR 740; filed Jun 17, 1998, 9:03 a.m.: 21 IR 4205; readopted filed May 2, 2001, 1:45 p.m.: 24 IR 2895; filed Dec 31, 2001, 10:00 a.m.: 25 IR 1607; filed Sep 5, 2003, 8:41 a.m.: 27 IR 90; filed Sep 29, 2006, 8:56 a.m.: 20061018-IR-345060030FRA; readopted filed Feb 9, 2007, 9:42 a.m.: 20070307-IR-345060512RFA; readopted filed Aug 7, 2013, 8:32 a.m.: 20130904-IR-345130236RFA; filed Nov 18, 2014, 3:13 p.m.: 20141217-IR-345140236FRA; readopted filed Jul 14, 2020, 1:42 p.m.: 20200812-IR-345200230RFA)

SECTION 3. 345 IAC 1-6-3 IS AMENDED TO READ AS FOLLOWS:

345 IAC 1-6-3 Reporting a laboratory diagnosis of disease

Authority: IC 15-17-3-21

Affected: IC 15-17-3-13; IC 15-17-10-1

Sec. 3. (a) Except as provided in subsection (b), for the purpose of facilitating animal disease programs, a diagnostic laboratory or ~~veterinarian~~ **animal health professional** must report a diagnosis of any of the following reportable diseases in an animal or article from Indiana or whose owner is from Indiana to the state veterinarian within ~~two (2) business days of the diagnosis~~ **timeframe set forth at IC 15-17-10-1(d)**. If a sample is submitted to a National Animal Health Laboratory Network (NAHLN) laboratory for testing and the positive result is sent by the laboratory to the state veterinarian, duplicate reporting by the veterinarian is not required as follows:

- (1) The following diseases in any species:
 - (A) Akabane (congenital arthrogryposis-hydranencephaly syndrome).
 - (B) Anthrax (*Bacillus anthracis*).
 - (C) Aujeszky's disease virus (pseudorabies virus).
 - (D) Bluetongue virus.
 - (E) Bovine tuberculosis (*Mycobacterium bovis*).
 - (F) Brucellosis (*B. abortus*, *B. canis*, *B. ovis*, *B. melitensis*, *B. suis*).
 - (G) Camelpox.
 - (H) Crimean Congo hemorrhagic fever.
 - (I) Cysticercosis (Larval form of *Taenia* spp).
 - (J) Eastern equine encephalomyelitis.
 - (K) Echinococcus/hydatidosis.
 - (L) Epizootic hemorrhagic disease.
 - (M) Foot and mouth disease.
 - (N) Glanders (*Burkholderia mallei*).
 - (O) Heartwater (*Ehrlichia ruminantium*).
 - (P) Japanese encephalitis.
 - (Q) Johne's disease (*Mycobacterium avium* paratuberculosis).
 - (R) Leishmaniasis (*Leishmania*).
 - (S) Malignant Catarrhal Fever.
 - (T) Melioidosis (*Burkholderia pseudomallei*).
 - (U) New world screwworm (*Cochliomyia hominivorax*).
 - (V) Nipah virus.
 - (W) Old world screwworm (*Chrysomya bezziana*).

- (X) Plague (*Yersinia pestis*).
 - (Y) Q fever (*Coxiella burnetii*).
 - (Z) Rabies.
 - (AA) Rift Valley fever.
 - (BB) Rinderpest.
 - (CC) Surra (*Trypanosoma evansi*).
 - (DD) *Trichinella* spp.
 - (EE) Trypanosomiasis (*T. congolense*, *T. vivax*, *T. brucei*).
 - (FF) Tularemia (*Francisella tularensis*).
 - (GG) Venezuelan equine encephalomyelitis.
 - (HH) Vesicular stomatitis.
 - (II) West Nile fever.
 - (JJ) Western equine encephalomyelitis.
- (2) The following diseases in cattle, bison, and buffalo:
- (A) Bovine anaplasmosis (*Anaplasma marginale*, *A. centrale*).
 - (B) Bovine babesiosis (*Babesia bovis*, *B. bigemina*).
 - (C) Bovine spongiform encephalopathy.
 - (D) Bovine genital campylobacteriosis (*Campylobacter fetus venerealis*).
 - (E) Bovine viral diarrhea (BVD).
 - (F) Contagious bovine pleuropneumonia (*Mycoplasma mycoides mycoides*).
 - (G) Enzootic bovine leukosis (BLV).
 - (H) Hemorrhagic septicemia (*Pasteurella multocida*, B/Asian or E/African serotypes).
 - (I) Infectious bovine rhinotracheitis/infectious pustular vulvovaginitis (IBR/IPV).
 - (J) Lumpy skin disease.
 - (K) Theileriosis (*Theileria annulata*, *T. parva*).
 - (L) Trichomonosis (*Tritrichomonas (Trichomonas) foetus*).
- (3) The following diseases in sheep and goats:
- (A) Caprine arthritis/encephalitis (CAE).
 - (B) Contagious agalactia (*Mycoplasma agalactiae*, *M. capricolum capricolum*, *M. putrefaciens*, *M. mycoides mycoides*, *M. mycoides mycoides* (LC)).
 - (C) Contagious caprine pleuropneumonia (*Mycoplasma capricolum capripneumoniae*).
 - (D) Enzootic abortion of ewes (Ovine Psittacosis, *Chlamydia abortus*).
 - (E) Maedi-visna/ovine progressive pneumonia.
 - (F) Nairobi sheep disease.
 - (G) Peste des petits ruminants.
 - (H) Salmonellosis (*Salmonella abortusovis*).
 - (I) Scabies (*Sarcoptes scabiei* var. *ovis*, *Chorioptes bovis*, *Psoroptes ovis*, *Psoroptes cuniculi*, *Psorergates ovis*).
 - (J) Scrapie.
 - (K) Sheep pox and goat pox.
- (4) The following diseases in equine:
- (A) African horse sickness.
 - (B) Contagious equine metritis (*Taylorella equigenitalis*).
 - (C) Dourine (*Trypanosoma equiperdum*).
 - (D) Equine herpesvirus myeloencephalopathy (EHV1-EHM).
 - (E) Equine infectious anemia (EIA).
 - (F) Equine influenza (virus type A).
 - (G) Equine piroplasmosis (Babesiosis, *Theileria equi*, *B. caballi*).
 - (H) Equine viral arteritis (EVA).
 - (I) Hendra.
- (5) The following diseases in swine:
- (A) African swine fever.
 - (B) Classical swine fever.
 - (C) Porcine reproductive and respiratory syndrome (PRRS).
 - (D) Swine erysipelas (*Erysipelothrix rhusiopathiae*).

- (E) Swine vesicular disease.
 - (F) Transmissible gastroenteritis (TGE).
 - (G) Vesicular exanthema.
- (6) The following diseases in birds:
- (A) Avian chlamydiosis (Psittacosis and Ornithosis, Chlamydia psittaci).
 - (B) Avian infectious bronchitis.
 - (C) Avian infectious laryngotracheitis.
 - (D) Avian influenza.
 - (E) Avian mycoplasmosis (Mycoplasma gallisepticum).
 - (F) Avian mycoplasmosis (Mycoplasma synoviae).
 - (G) Duck virus hepatitis.
 - (H) Egg drop syndrome virus (EDSV).**
 - ~~(I)~~ (I) Fowl typhoid (Salmonella gallinarum).
 - ~~(J)~~ (J) Infectious bursal disease (Gumboro disease).
 - ~~(K)~~ (K) Newcastle disease.
 - ~~(L)~~ (L) Pullorum disease (Salmonella pullorum).
 - ~~(M)~~ (M) Turkey rhinotracheitis.
- (7) The following diseases in crustaceans:
- (A) Crayfish plague (Aphanomyces astaci).
 - (B) Infectious myonecrosis.
 - (C) Infectious hypodermal and hematopoietic necrosis.
 - (D) Necrotizing hepatopancreatitis.
 - (E) Spherical baculovirus (Penaeus monodon-type baculovirus).
 - (F) Tetrahedral baculovirus (Baculovirus penaei).
 - (G) Taura syndrome.
 - (H) White spot disease.
 - (I) White tail disease.
 - (J) Yellowhead disease.
- (8) The following diseases in fish:
- (A) Bacterial kidney disease (Renibacterium salmoninarium).
 - (B) Gyrodactylosis (Gyrodactylus salaris).
 - (C) Epizootic hematopoietic necrosis.
 - (D) Epizootic ulcerative syndrome.
 - (E) Infectious hematopoietic necrosis.
 - (F) Infectious pancreatic necrosis.
 - (G) Infectious salmon anemia (ISA).
 - (H) Koi herpesvirus disease.
 - (I) Oncorhynchus masou virus disease.
 - (J) Piscirickettsiosis (Piscirickettsia salmonis).
 - (K) Red sea bream iridoviral disease.
 - (L) Salmon pancreas disease (salmonid alphavirus).
 - (M) Spring viremia of carp.
 - (N) Viral encephalopathy and retinopathy.
 - (O) Viral hemorrhagic septicemia.
 - (P) White sturgeon iridoviral disease.
 - (Q) Whirling disease (Myxobolus cerebralis).
- (9) The following diseases in lagomorphs:
- (A) Myxomatosis.
 - (B) Rabbit hemorrhagic disease.
- (10) The following diseases in mollusks:
- (A) Abalone viral mortality.
 - (B) Bonamia exitiosa.
 - (C) Bonamia ostreae.
 - (D) Haplosporidium nelsoni (MSX) or Haplosporidium costale (sea side organism).

- (E) *Marteilia chungmeunsis*.
- (F) *Marteilia syndeyi*.
- (G) *Marteilia refigens*.
- (H) *Mikrocytos roughleyi*.
- (I) Ostreid herpesvirus-1 microvariant.
- (J) *Perkinsus marinus*.
- (K) *Perkinsus olseni*.
- (L) QPX (Quahog parasite unknown).
- (M) *Xenohalictis californiensis*.

(11) Chronic wasting disease in cervidae.

(b) The state veterinarian may do the following:

(1) Conduct surveillance for reportable diseases.

(2) Establish a reporting agreement with a laboratory that does not require reporting every diagnosis of a particular disease listed in subsection (a) if the reporting standard is consistent with the National Animal Health Reporting System and board programs.

(Indiana State Board of Animal Health; 345 IAC 1-6-3; filed Jul 23, 1992, 2:00 p.m.: 15 IR 2568; filed Oct 11, 1996, 2:00 p.m.: 20 IR 740; filed Jun 17, 1998, 9:03 a.m.: 21 IR 4205; readopted filed May 2, 2001, 1:45 p.m.: 24 IR 2895; filed Dec 31, 2001, 10:00 a.m.: 25 IR 1607; filed Sep 5, 2003, 8:41 a.m.: 27 IR 90; filed Sep 29, 2006, 8:56 a.m.: 20061018-IR-345060030FRA; readopted filed Feb 9, 2007, 9:42 a.m.: 20070307-IR-345060512RFA; readopted filed Aug 7, 2013, 8:32 a.m.: 20130904-IR-345130236RFA; filed Nov 18, 2014, 3:13 p.m.: 20141217-IR-345140236FRA; filed Aug 24, 2018, 11:21 a.m.: 20180919-IR-345180197FRA)

TITLE 345 INDIANA STATE BOARD OF ANIMAL HEALTH

LSA Document #22-

Economic Impact Statement

Egg drop syndrome virus (EDSV) is an infectious disease caused by an adenovirus which mainly affects breeder and layer hens. The disease results in egg quality defects in the eggs laid by infected hens. Many species of poultry and birds can be affected by Egg drop syndrome virus (EDSV). The first sign of infection with EDSV can be a change in the color of the egg, quickly followed by production of thin-shelled, soft-shelled or shell-less eggs, and a rapid and extended loss in egg production. Clinical signs are mainly associated with egg production. There is no treatment for EDSV. Vaccine used is limited to emergency use by affected flocks under BOAH case management and a permit issued by the USDA APHIS Center for Veterinary Biologics (CVB). Early virus detection and biosecurity practices are critical to the prevention and containment of this virus.¹

The proposed rule will require a veterinarian, owner, caretaker, or custodian of an animal who knows or has reason to suspect that EDSV exists in an animal shall report the existence of the disease or condition to the state veterinarian or local health officer not later than twenty-four (24) hours after discovering the occurrence or suspected occurrence of the disease or condition. It also requires a diagnostic laboratory or animal health professional to report a diagnosis of EDSV in birds from Indiana, or whose owner is from Indiana, within twenty-four (24) hours of receiving the positive diagnosis. The proposed rule will add a definition of "animal health professional" and amend the reporting timeframe for all listed diseases from two (2) business days to twenty-four (24) hours to align with statutory changes that were made in the 2021 legislative session (P.L.5-2021).

1. Description of Affected Industry

Indiana has 1,346 commercial poultry premises and 11,025 backyard flocks voluntarily registered in the BOAH premises identification program. Indiana ranks 1st nationally in ducks, 2nd in all layer chickens, 2nd in table eggs, and 3rd in turkeys.² According to the US Poultry and Egg Association, the direct economic impact of Indiana's poultry producers and processors includes:

- The creation of 12,879 production and processing jobs;
- A direct contribution of over \$4.8 billion annually to Indiana's economy.
- The total contribution to Indiana's economy is nearly \$14.5 billion, including over 49,176 jobs and nearly \$2.5 billion in wages.
- Payment of \$296.7 million dollars of state taxes and \$774.3 million dollars in total taxes.³

The BOAH will involve regulated entities in the development of the rule. Prior to a first reading of a rule at a quarterly board meeting, the agency sends out an email correspondence to subscribed stakeholders making them aware of proposed rule changes so they have the opportunity to provide input. All proposed rules are also placed in multiple areas of the website to provide interested parties as

¹ *United States Department of Agriculture*, <https://usda.library.cornell.edu/concern/publications/m039k491c>

² *United Soybean Board, 2005-2015 Economic Analysis of Animal Agriculture*, September 2016.

³ *US Poultry and Egg Association, Economic Data*, <https://www.poultryfeedsamerica.org/>.

much time as possible to review and comment upon a proposed rule change. The affected industry includes small businesses under the definition at IC 4-22-2.1-4.

2. Estimated Annual Reporting, Record Keeping, and Other Administrative Costs

The proposed rule does not include additional record keeping or other administrative costs requirements for the above-described entities. The rule is not implementing a new testing requirement. It is requiring that, if an animal owner is conducting a test for EDSV for surveillance or other purposes, a positive diagnosis of this disease must be reported to the state veterinarian. Because there is already an infrastructure in place for animal owners, laboratories and veterinarians to notify the state of listed diseases, these entities will not need to incur administrative costs to comply with the reporting requirements in the proposed rule.

3. Estimated Total Annual Economic Impact on Small Businesses

This rule does not increase compliance costs for regulated entities. With regard to reporting signs consistent with EDSV, there is no cost for a veterinarian, owner, caretaker, or custodian to report that information to the state veterinarian. There is a cost to having to make a phone call, send an email or otherwise notify BOAH of the animal's condition, but this would be de minimus.

With regard to reporting a positive diagnosis of EDSV, a notification system is already in place for all reportable diseases. Adding EDSV to the disease list will not change this system. Commercial poultry owners and hobbyists already have processes in place for animal health professionals to collect and submit samples to approved laboratories to comply with state and federal requirements to move animals and animal products in commerce, such as the National Poultry Improvement Plan (NPIP).

There is a cost for an animal owner to pay a veterinarian to take samples and pay a fee for a National Animal Health Laboratory Network (NAHLN) laboratory to run the test, but there is no testing requirement in the proposed rule. Once an animal owner has elected to perform a test for EDSV, a NAHLN laboratory does not assess an additional fee because it is a reportable disease. Alternatively, if an animal health professional obtains a positive EDSV diagnosis that was not submitted to a NAHLN lab, they similarly have incurred costs for the diagnosis but there is no cost to report the positive result to the state veterinarian. There is a small cost to place a phone call, send an email or otherwise notify BOAH of the diagnosis, but this would be de minimus. The addition of EDSV to the reportable disease list will not increase compliance costs for these individuals and businesses and the BOAH estimates that the total estimated impact (cost) of the rule will be less than \$500,000.

4. Justification of Requirements

a. Compliance with Federal Law

The proposed rule is not specifically necessary to comply with a federal mandate. EDSV is not currently reportable under federal law, but since the first Indiana diagnosis of EDSV in December 2021, BOAH has been working collaboratively with the federal government in efforts to contain the virus. There are four poultry companies that own the approximately 20 EDSV affected flocks in Indiana. Activities at these sites include voluntary depopulation and development of a unique EDSV flock plan specific for an individual farm premises. The flock plan is a federal requirement for emergency use of vaccine by affected flocks under a permit issued by the USDA-APHIS Center for Veterinary Biologics (CVB). The goal of the flock plan is to contain the virus and prevent exposure to other poultry premises,

eliminate the virus, and prevent reintroduction at the premises. Components of the flock plan include improved and continued use of biosecurity measures and restricted use of vaccine.

b. Compliance with State Law

The addition of the definition “animal health professional” to the rule will expand the applicability of the reporting rule to other individuals in the animal health industry beyond just veterinarians, such as registered veterinary technicians, public health officials, and trained zoo and wildlife personnel. The reduction of the reporting timeframe from two (2) business days to twenty-four (24) hours also shortens the reporting deadline for these individuals. However, the definition aligns with federal standards and is specifically established in state law.⁴ The reduction in the reporting timeframe is also necessary to comply with state law, which specifically includes the twenty-four (24) hour requirement.

The BOAH currently administers the reportable disease law in Indiana. Under this law, a veterinarian, owner, caretaker, or custodian of an animal that knows or has reason to suspect that a disease or condition declared reportable by the board exists in an animal must report to the state veterinarian within twenty-four (24) hours after discovering or having reason to suspect the disease or condition exists. It also requires a diagnostic laboratory or animal health professional to report a positive diagnosis of a disease declared reportable by the board within twenty-four (24) hours of the diagnosis. IC 15-17-10. Pursuant to this law, the BOAH periodically updates the list of diseases declared reportable by the board in the reportable disease rule.

In addition to the above-described duties in IC 15-17-10, the board has a general duty to prevent, detect, control, and eradicate diseases which affect animal health and threaten the public health and welfare of the citizens of Indiana. IC 15-17-3-11; IC 15-17-3-13. In order to carry out this duty, the BOAH must periodically update the reportable disease rule to ensure that the high consequence diseases the nation is currently working to control are included, such as the EDSV virus.

c. Justification of Requirements not Mandated by State or Federal Law

The proposed rule does not impose any requirement or cost beyond what is expressly required by state or federal law.

5. Regulatory Flexibility Analysis

Indiana’s reportable disease rule plays an integral role in protecting the state’s share of the global market for animals and animal products. The proposed rule ensures prompt notification of EDSV outbreaks and necessary assurances to domestic and international buyers of Indiana products that monitoring for this virus is occurring in Indiana. The failure to add EDSV to the rule could jeopardize the ability of Indiana's livestock and poultry companies to ship their product in domestic and international commerce. The inclusion of a disease of concern on the list ensures that appropriate safeguards are in place to detect and prevent the spread of high consequence diseases of livestock and poultry.

BOAH considered alternative methods to achieve the objectives of the proposed rule, such as voluntary reporting. BOAH personnel have been working collaboratively with the poultry industry since

⁴ United States Department of Agriculture-Animal and Plant Health Inspection Service (USDA-APHIS) *National List of Reportable Animal Diseases*, https://www.aphis.usda.gov/aphis/ourfocus/animalhealth/monitoring-and-surveillance/nrad/ct_national_list_reportable_animal_diseases

the first diagnosis of EDSV in December of 2021. After consultation with the industry and federal partners, it was determined the voluntary reporting would not provide sufficient assurance to domestic and international markets that safeguards are in place to detect and prevent the spread of EDSV. Therefore, it was determined that a mandatory reporting requirement was the preferred approach to ensure that the state veterinarian is receiving positive diagnosis information that is critical to shaping state response activities.

ADDL Update; April 2022

- External fee income for animal services
 - FY21 YTD to FY22 YTD = 16% growth
- Open staff positions: histology (2), bacteriology (1), virology/serology (3)
- Dr. Peg Miller announced her retirement effective May 2022.
- Credit card readers available at both the West Lafayette ADDL and the Heeke ADDL for pre-payment in person starting mid-March 2022.
- New fees and fee changes requiring BOAH approval are listed in the charts below. Fee changes will be effective July 1, 2022. New tests will be brought online as the are available.

NEW TESTS

Test name	Section	Past Fee	New Fee
Bordetella bronchiseptica	Molecular	NEW	\$35
C. perfringens full panel (alpha, beta, beta2, enterotoxin, iota, epsilon)	Molecular	NEW	\$60
Canine adenovirus 2	Molecular	NEW	\$35
Canine herpesvirus	Molecular	NEW	\$35
Canine parainfluenza virus	Molecular	NEW	\$35
Canine respiratory coronavirus	Molecular	NEW	\$35
Canine respiratory panel (CDV, CHV, CPIP, CRCoV, CAV-2, Influenza A, Bordetella bronchiseptica, Mycoplasma spp.)	Molecular	NEW	\$80
Clostridium difficile A/B PCR	Molecular	NEW	\$40
CPV Typing	Molecular	NEW	\$40
Cryptosporidium spp.	Molecular	NEW	\$35
ECV-PCR (Equine Coronavirus)	Molecular	NEW	\$35
Equine Enteric PCR Panel (Lawsonia spp., PHF, Salmonella spp., C. difficile A/B, Equine Coronavirus)	Molecular	NEW	\$80
ERV-PCR (Equine Rotavirus A)	Molecular	NEW	\$35
Foal Enteric PCR Panel (Lawsonia spp., Cryptosporidium spp., Salmonella spp., C. difficile A/B, C. perfringens (CPA/B/B2/E/netF), Equine Coronavirus, Equine Rotavirus A)	Molecular	NEW	\$140
Mycoplasma hemolamae	Molecular	NEW	\$35
Mycoplasma iowae	Molecular	NEW	\$35
Mycoplasma iowae/meleagridis	Molecular	NEW	\$40
Mycoplasma meleagridis	Molecular	NEW	\$35

Orthithobacteriuim rhinotracheale	Molecular	NEW	\$35
Sarcocystis neurona	Molecular	NEW	\$35
Small Ruminant Enteric Panel (E. coli (K99/F4), Clostridium perfringens, Cryptosporidium spp., Salmonella spp.)	Molecular	NEW	\$60
Small Ruminant Respiratory Panel (BRSV, PI3, IBR, Mycoplasma spp., Chlamydia spp.)	Molecular	NEW	\$55
Equine Neurological Panel (EPM, EHV1, WNV)	Molecular	NEW	\$50
Silver stains	Pathology	NEW	\$50
Spinal cord removal by hand	Pathology	NEW	\$200
Tissue collection Level 1 (small animals <200 pounds; quick, easy removal)	Pathology	NEW	\$15
Tissue collection Level 2 (any size animal; minimally labor intensive)	Pathology	NEW	\$30
Tissue collection Level 3 (large animals >200 pounds; brain removal (any animal); multiple tissues from same animal; labor intensive)	Pathology	NEW	\$50
ELISA rush fee	Serology	NEW	\$50
Equine rush fee	Serology	NEW	\$100
FA CAV-1	Virology	NEW	\$21
FA CAV-2	Virology	NEW	\$21

FEE CHANGES

Test name	Section	Past Fee	New Fee
Brucella culture (becoming a stand-alone test)	Bacteriology	NEW	\$35
Listeria (becoming a stand-alone test)	Bacteriology	\$10 (add on)	\$26
Anaplasma marginale	Molecular	\$30	\$35
Astrovirus	Molecular	\$30	\$35
Avian Rotavirus	Molecular	\$30	\$35
Avibacterium	Molecular	\$30	\$35
BCV	Molecular	\$30	\$35
BCV/BRV	Molecular	\$35	\$40
Bordetella avium	Molecular	\$30	\$35
Bovine Neo Diarrhea Screen	Molecular	\$52	\$60
Bovine Respiratory Panel	Molecular	\$45	\$55
Bovine Trichomonas	Molecular	\$30	\$35
Brachy duplex	Molecular	\$35	\$40
Brachy hyo	Molecular	\$25	\$35

BRSV	Molecular	\$30	\$35
Brucella	Molecular	\$30	\$35
BRV	Molecular	\$30	\$35
BTV	Molecular	\$30	\$35
BTV/EHD	Molecular	\$35	\$40
BVD	Molecular	\$30	\$35
BVD Ear Notch Pool	Molecular	\$30	\$35
Canine influenza	Molecular	\$30	\$35
CDV	Molecular	\$30	\$35
Chlamydia psittaci	Molecular	\$30	\$35
Chlamydia spp.	Molecular	\$30	\$35
Coxiella burnetii	Molecular	\$30	\$35
CPV	Molecular	\$30	\$35
EAV	Molecular	\$30	\$35
EEE	Molecular	\$30	\$35
EHD	Molecular	\$30	\$35
EHV1	Molecular	\$30	\$35
EHV1/4	Molecular	\$35	\$40
EHV4	Molecular	\$30	\$35
FCV	Molecular	\$30	\$35
Feline Respiratory Panel (FCV, FeHV, Chlamydia spp., Mycoplasma spp.) - adding <i>Bordetella</i> sp.	Molecular	\$60	\$70
FPV	Molecular	\$30	\$35
GPS	Molecular	\$30	\$35
IBR	Molecular	\$30	\$35
IBV	Molecular	\$30	\$35
ILT	Molecular	\$30	\$35
Influenza A Matrix	Molecular	\$30	\$35
Lawsonia	Molecular	\$30	\$35
Lepto	Molecular	\$30	\$35
M.bovis	Molecular	\$30	\$35
M.hyo	Molecular	\$30	\$35
MG	Molecular	\$30	\$35
MHR	Molecular	\$30	\$35
MHS	Molecular	\$30	\$35
MS	Molecular	\$30	\$35
MS/MG Duplex	Molecular	\$35	\$40
Neospora caninum	Molecular	\$30	\$35
PCV2	Molecular	\$30	\$35
PCV2/3	Molecular	\$35	\$40
PCV3	Molecular	\$30	\$35

PDCov	Molecular	\$30	\$35
PED	Molecular	\$30	\$35
PI3	Molecular	\$30	\$35
Porcine Enteric Panel	Molecular	\$50	\$55
Porcine Rotavirus	Molecular	\$30	\$35
PRRS	Molecular	\$30	\$35
PRRS (minimum 5 individual samples or 5 pools)	Molecular	NEW	\$30
Reovirus	Molecular	\$30	\$35
Salmonella	Molecular	\$30	\$35
SEC Triplex Panel	Molecular	\$30	\$35
Seneca Virus A	Molecular	\$30	\$35
Strep. equi equi	Molecular	\$30	\$35
TCV	Molecular	\$30	\$35
TCV (minimum 10 samples)	Molecular	NEW	\$30
TGE	Molecular	\$30	\$35
Toxoplasma gondii	Molecular	\$30	\$35
WNV	Molecular	\$30	\$35
Baermann	Parasitology	\$15	\$20
Heartworm - Canine	Parasitology	\$19	\$23
Parasite ID	Parasitology	\$20	\$25
Qualitative Float	Parasitology	\$15	\$20
Qualitative Float - ZnSO4	Parasitology	\$15	\$20
Quantitative Float	Parasitology	\$18	\$23
Sediment	Parasitology	\$15	\$20
1 mass/tissue	Pathology	\$45	\$47
Additional masses in multiples of 2	Pathology	\$30	\$33
Amputation/resection	Pathology	\$154	\$160
Backyard poultry necropsy	Pathology	\$25	\$50
Decalcification	Pathology	\$17	\$20
IHC	Pathology	\$34	\$38
IHC research	Pathology	\$42	\$45
Jaw	Pathology	\$80	\$85
Lymphoma panel (1 histo + 3 IHCs)	Pathology	\$147	\$161
Necropsy (canine/feline)	Pathology	\$150	\$165
Necropsy (Equine)	Pathology	\$200	\$225
Necropsy (livestock/poultry)	Pathology	\$130	\$140
Painted margins	Pathology	\$25	\$28
Paraffin Scrolls for PCR	Pathology	\$7	\$10
Pituitary panel	Pathology	\$221	\$230
Special stains	Pathology	\$20	\$25
Spinal cord removal - Food animal/equine	Pathology	\$138	\$150

Spinal cord removal - Small companion animal	Pathology	\$83	\$90
Toe, Tail or TECA	Pathology	\$60	\$64
Whole organ	Pathology	\$100	\$110
BLV ELISA	Serology	\$7	\$8
BLV ELISA (>45 samples)	Serology	\$5.50	\$6.50
BLV ELISA (>91 samples)	Serology	\$3.50	\$4.50
BTV ELISA	Serology	\$6	\$11
Johnes ELISA - Caprine	Serology	\$5	\$6
Pregnancy ELISA	Serology	\$6	\$7.50
Pregnancy ELISA (>40 samples)	Serology	\$3	\$5
Pregnancy ELISA (11-39 samples)	Serology	\$4.50	\$5.50
PRRS ELISA	Serology	\$5	\$8
PRRS ELISA (>46 samples)	Serology	\$4.50	\$6
PrV-G1 ELISA	Serology	\$3.25	\$7.75
PrV-GB ELISA	Serology	\$3.50	\$4.50
FA BAV	Virology	\$8	\$16
FA BCV	Virology	\$8	\$16
FA BHV-4	Virology	\$8	\$16
FA Bovine Enteric Panel	Virology	\$21	\$32
FA Bovine Respiratory Panel	Virology	\$24	\$35
FA BRCV	Virology	\$8	\$16
FA BRSV	Virology	\$8	\$16
FA BRTV	Virology	\$8	\$16
FA BTV	Virology	\$8	\$17.50
FA BVD	Virology	\$8	\$16
FA Calici	Virology	\$8	\$25
FA CAV 1&2	Virology	\$8	\$27
FA CCV	Virology	\$8	\$17
FA CDV	Virology	\$8	\$17
FA CHV	Virology	\$8	\$17
FA Clostridium	Virology	\$32	\$45
FA CPI	Virology	\$8	\$17
FA CPV	Virology	\$8	\$17
FA EH-1 & 4	Virology	\$8	\$16
FA EHD	Virology	\$8	\$16
FA EqRTV	Virology	\$8	\$16
FA FCV Tissue	Virology	\$8	\$21
FA FCV/FIP Fluid	Virology	\$25	\$30
FA FHV	Virology	\$8	\$17
FA FPV	Virology	\$8	\$17
FA IBR	Virology	\$8	\$17

FA Influenza	Virology	\$8	\$18
FA PCV-2	Virology	\$8	\$15.50
FA Pestivirus	Virology	\$8	\$17
FA PI3	Virology	\$8	\$16
FA PPV	Virology	\$8	\$16
FA PRCV	Virology	\$8	\$16
FA PRTV	Virology	\$8	\$16
FA PrV	Virology	\$8	\$16
FA TGE	Virology	\$8	\$16
IFA BCV	Virology	\$5	\$20
IFA BCV, >9 samples	Virology	NEW	\$8
IFA BCV, >99 samples	Virology	NEW	\$6
IFA BRTV	Virology	\$5	\$17
IFA BRTV, > 9 samples	Virology	NEW	\$8
IFA CCV	Virology	\$5	\$20
IFA CDV	Virology	\$5	\$20
IFA CHV	Virology	\$5	\$20
IFA CPV	Virology	\$5	\$20
IFA EqRTV	Virology	\$5	\$17
IFA EqRTV, >9 samples	Virology	NEW	\$8
IFA FCV	Virology	\$5	\$20
IFA FHV	Virology	\$5	\$20
IFA FPV	Virology	\$5	\$20
IFA PCV-2	Virology	\$5	\$17
IFA PCV-2, >9 samples	Virology	NEW	\$8
IFA PEDV	Virology	\$5	\$17
IFA PEDV, >9 samples	Virology	NEW	\$8
IFA PHF	Virology	\$15	\$20
IFA PPV	Virology	\$5	\$20
IFA PPV, >9 samples	Virology	NEW	\$8
IFA PRRS-EU Titer	Virology	\$5	\$15
IFA PRRS-NA Titer	Virology	\$5	\$15
IFA PRTV, >9 samples	Virology	NEW	\$8
IFA PRTV, single	Virology	\$5	\$17
IFA Toxoplasmosis	Virology	\$5	\$20
IFA Toxoplasmosis, >9 samples	Virology	NEW	\$8
IFA WRETV	Virology	\$10	\$30

TESTS TO DISCONTINUE

Test name	Section	Past Fee	New Fee
IFA PRRS NA Screen	Virology	\$4	INACTIVATE
IFA PRRS EU Screen	Virology	\$4	INACTIVATE
FA BVD EN Pool of 3	Virology	\$5	INACTIVATE
Bluetongue AGID	Serology	\$8	INACTIVATE

Indiana State Board of Animal Health - Compliance Report - Quarter 1, 2022								
Incident Name	Complaint Type	Primary Investigator	Principal Contact	Premises Address	Description	Start Date	End Date	Resolution
14J0RJ8-093 Sullivan	Animal Care: Equine	ERIC E RENSHAW	KELLY DENHAM & CALEB MELLINGER	3891 E STATE ROAD 54 SULLIVAN IN 47882	Evaluated 5 horses, as requested by Sullivan County Sheriff's Deputy for possible neglect	12/28/2021	01/05/2022	Investigation Complete
14JP13RR-02N Steuben	Animal Care: Equine	SHELLY A CHAVIS	DEENA COLEMAN	8615 E 700 N FREMONT IN 46737	Evaluated 20 horses upon online complaint from a concerned citizen for possible neglect	12/20/2021	01/05/2022	Investigation Complete
14JS1DZP-0AL Franklin	Animal Care: Equine	KATELYN W MACY	RONALD ADKINS	21040 US HIGHWAY 52 LAUREL IN 47024	Evaluated 1 horse upon online complaint by a concerned citizen that the animal was stuck in the mud	01/06/2022	01/06/2022	Investigation - No Further Action
14JT15DZ-055 Putnam	Carcass Disposal: Bovine	KASSIE C GUNN	PRISCILLA WILSON	8911 S MERIDAN LANE CLOVERDALE IN 46120	Investigated private citizen's complaint of improper disposal of cattle carcasses	12/02/2021	01/07/2022	Investigation Complete
14JT1VYC-016 Putnam	Animal Care: Equine	CHERYL K MILLER	CHARLES & DEBRA BISHOP	11961 N HIGHWAY 231 ROACHDALE IN 46172	Evaluated 2 horses as requested by a concerned citizen for possible neglect	12/23/2021	01/07/2022	Investigation Complete
14JW0VCT-0B4 Montgomery	Animal Care: Bovine	DEBORAH S BOYD	CHRISTOPHER DAVIS	2595 S 1000 E CRAWFORDSVILLE IN 47933	Evaluated a herd of approximately 100 cattle as requested by the Animal Welfare League of Montgomery County for possible neglect	01/07/2022	01/11/2022	Written Warning
14H80RAK-093 Spencer	Animal Care: Bovine	ERIC E RENSHAW	MARVIN SCHAEFER	11309 E CR 1150 N EVANSTON IN 47531	Evaluated 1 steer as requested by a complainant from an adjacent easement for possible neglect	11/12/2021	01/12/2022	Investigation Complete

Indiana State Board of Animal Health - Compliance Report - Quarter 1, 2022								
Incident Name	Complaint Type	Primary Investigator	Principal Contact	Premises Address	Description	Start Date	End Date	Resolution
14JZ194E-01X Jackson	Animal Care: Equine	JODI K LOVEJOY	ISAAC LONG	5992 W CR 1100 N FREETOWN IN 47235	Evaluated 2 horses as requested by a concerned citizen for possible neglect	01/04/2022	01/13/2022	Written Warning
14K71G1S-01Y Marshall	Carcass Disposal: Porcine	RON J PAUL	DARLING INGREDIENTS	12091 PLYMOUTH GOSHEN PLYMOUTH IN 46563	Upon citizen complaint, investigated a rendering truck with visible swine carcass on a public road	01/13/2022	01/14/2022	Investigation Complete
14K30UX7-093 Vigo	Animal Care: Bovine, Caprine, Equine, Ovine	ERIC E RENSHAW	ROBERT & BETHANY GREEN	9345 S MOSEMAN ST TERRE HAUTE IN 47802	Collaborated with Vigo County Sheriff's Deputy and Animal Control Officer to evaluate 28 head of cattle, 1 goat, 3 horses, and 2 sheep upon complaint of possible neglect by private citizen	01/14/2022	01/18/2022	Investigation - No Further Action
14K41GFT-016 Boone	Animal Care: Canine	CHERYL K MILLER	FRANCISCO MUNOZ	218 N ANN ST LEBANON IN 46052	Evaluated 1 dog as requested by Boone County Sheriff's Office for possible neglect	01/18/2022	01/18/2022	Investigation Complete
14K51KGA-016 Clay	Animal Care: Equine	CHERYL K MILLER	PAUL DOYLE	515 W CR 850 S CLAY CITY IN 47841	Evaluated 2 horses and 1 pony for possible neglect	01/19/2022	01/19/2022	Investigation Complete
14KQ16U4-04C Rush	Animal Care: Equine	MELISSA A JUSTICE	CAROLYN HEASTON	6036 E 450 S RUSHVILLE IN 46173	Evaluated property in response to online complaint that a horse did not have shelter or adequate food and water	12/11/2021	01/19/2022	Investigation - No Further Action
14K71EYP-01Y Jennings	Carcass Disposal: Avian	MATT SIEDLING	JEN ACRES EGG	1620 N CR 175 E NORTH VERNON IN 47265	Per request from IDEM and Jennings County Health Department, investigated a complaint of possible improper mortality disposal	01/14/2022	01/20/2022	Investigation - No Further Action

Indiana State Board of Animal Health - Compliance Report - Quarter 1, 2022								
Incident Name	Complaint Type	Primary Investigator	Principal Contact	Premises Address	Description	Start Date	End Date	Resolution
14K6103V-0B4 Cass	Animal Care: Equine	DEBORAH S BOYD	KENDRA COX	8081 W CR 150 S LOGANSPORT IN 46947	Evaluated 2 horses as requested by Cass County Animal Control for possible neglect	01/20/2022	01/21/2022	Investigation Complete
14K71AU6-01Z St. Joseph	Animal Care: Equine	JENNIFER A STRASSER	HARPA HUNTRESS	21860 QUINN RD LAKEVILLE IN 46536	Recheck evaluation of 6 horses in coordination with the Humane Society of St. Joseph County for neglect	12/17/2021	01/21/2022	Verbal Warning
14K7147B-01X Ohio	Animal Care: Canine	JODI K LOVEJOY	LANA CHANDLER & ADAM CONRAD	928 BURGESS AVE RISING SUN IN 47040	Evaluated 1 dog as requested by Rising Sun Police Department for possible neglect	12/20/2021	01/24/2022	Investigation Complete
14KD1D4G-02N Huntington	Animal Care: Canine	SHELLY A CHAVIS	TIA ROBINSON	390 THURMAN POE WAY HUNTINGTON IN 46750	Evaluated 1 dog per request from Huntington County Humane for possible neglect	01/18/2022	01/24/2022	Investigation Complete
14KA0U4K-01X Brown	Animal Care: Canine	JODI K LOVEJOY	KATHLEEN SCOTT	6867 POPLAR GROVE RD FREETOWN IN 47235	Evaluated 1 dog as requested by Brown County Animal Control for possible neglect	01/01/2022	01/25/2022	Investigation Complete
14KC1E68-0AL Dearborn	Animal Care: Canine	KATELYN W MACY	TIMOTHY HELSER	1665 US HWY 50 E GREENDALE IN 47025	Evaluated 4 dogs as requested by Dearborn County Animal Control for possible neglect	01/05/2022	01/26/2022	Investigation Complete
14KF006C-01X Owen	Animal Care: Camelid, Canine, Equine	JODI K LOVEJOY	SUE CHILDERS	2494 N COUNTY LINE RD GOSPORT IN 47433	Evaluated 2 llamas, 6 alpacas, 7 dogs, and 2 horses as requested by Owen County Sheriff Department for possible neglect	01/24/2022	01/31/2022	Investigation Complete

Indiana State Board of Animal Health - Compliance Report - Quarter 1, 2022								
Incident Name	Complaint Type	Primary Investigator	Principal Contact	Premises Address	Description	Start Date	End Date	Resolution
14KGOVLA-016 Morgan	Animal Care: Avian, Canine, Feline	CHERYL K MILLER	IRENE WATERBURY & LUCAS DEMAREE	10325 BASELINE RD PARAGON IN 46166	Evaluated 62 dogs, 3 cats, 11 ducks, and 17 chickens as requested by the Animal Control Officer for Morgan County for possible neglect	01/26/2022	01/31/2022	Investigation Complete
14KY1F4L-02N Miami	Animal Care: Canine	SHELLY A CHAVIS	JESSE MANNS	14181 N GILEAD CHURCH RD MACY IN 46951	Evaluated 4 dogs following a complaint that a purchased puppy from the premises was thin and kept outside	01/23/2022	02/01/2022	Investigation Complete
14KK0TQH-01X Washington	Animal Care: Canine	JODI K LOVEJOY	LINDA BUSH	5866 E NEWLON RD PEKIN IN 47165	Evaluated 1 dog as requested by Washington County Animal Control for possible neglect	01/26/2022	02/03/2022	Investigation Complete
14KQ1902-04C Madison	Animal Care: Avian, Bovine, Canine, Caprine, Equine, Ovine, Porcine	MELISSA A JUSTICE	MYLINDA SHEPHERD & BRITTANY STEVENS	16 W 1450 N SUMMITVILLE IN 46070	Evaluated 5 goats, 4 calves, 2 potbellied pigs, 1 pony, 1 sheep, 1 dog, 2 rabbits, 1 duck and several small mammals for possible neglect	01/26/2022	02/07/2022	Investigation Complete
14KQ19QX-04C Madison	Animal Care: Equine	MELISSA A JUSTICE	DARRELL WHITTKAMPER	428 S 33RD ST ELWOOD IN 46036	Evaluated 1 horse as requested by Elwood Police Department for possible neglect	01/24/2022	02/07/2022	Investigation - No Further Action
14KQ1AGC-04C Madison	Animal Care: Canine	MELISSA A JUSTICE	JENNIFER WALKER	521 W VINEYARD ST ANDERSON IN 46011	Evaluated 1 dog as requested by the Animal Protection League of Anderson for possible neglect	01/31/2022	02/07/2022	Investigation Complete
14KY1EFE-01Y Elkhart	Carcass Disposal: Bovine, Porcine	RON J PAUL	JOSIAH WINGARD	19803 US HIGHWAY 20 BRISTOL IN 46507-8946	Per request from the Humane Society of Elkhart County, investigated improper disposal of livestock mortalities	01/27/2022	02/07/2022	Investigation Complete

Indiana State Board of Animal Health - Compliance Report - Quarter 1, 2022								
Incident Name	Complaint Type	Primary Investigator	Principal Contact	Premises Address	Description	Start Date	End Date	Resolution
14KWORPH-093 Pike	Animal Care: Bovine	ERIC E RENSHAW	FARON MCLAUGHLIN	9633 E CR 200 S VELPEN IN 47598	Evaluated the care of 30 cows, 14 heifers, and approximately 27 calves upon private citizen complaint for neglect	02/09/2022	02/15/2022	Investigation - No Further Action
14KY1FJX-02N Noble	Animal Care: Equine	SHELLY A CHAVIS	EMILY SMITH	890 E US HIGHWAY 33-57 CHURUBUSCO IN 46723	Evaluated 3 horses and 1 goat per request of the Noble County Sheriff's Department for possible neglect	02/07/2022	02/15/2022	Investigation Complete
14L01BPP-02N Miami	Animal Care: Cervid, Porcine	SHELLY A CHAVIS	DAVID HAMBY	2009 W 1050 S MIAMI IN 46959	Evaluated 1 fallow deer and 1 sow upon email complaint of possible neglect	02/15/2022	02/17/2022	Investigation - No Further Action
14L00YC7-0AL Harrison	Animal Care: Avian, Canine, Bovine, Caprine, Equine, Ovine, Porcine	KATELYN W MACY	SAVANNAH & JOHN STARKEY	2630 WHIPPOORWILL SW CORYDON IN 47112	Evaluated 2 horses, 1 cow, 3 pigs, 6 goats, 4 sheep, 29 poultry, 4 dogs, and 2 chinchillas as requested by Harrison County Animal Control for possible neglect	01/31/2022	02/18/2022	Written Warning
14L61BZ5-02N DeKalb	Animal Care: Equine	SHELLY A CHAVIS	DAVID FISHER	4947 STATE ROAD 101 BUTLER IN 46721	Evaluated 14 horses upon request of DeKalb County Sheriff's Department for possible neglect	02/17/2022	02/18/2022	Investigation - No Further Action
14L31CBE-093 Vigo	Animal Care: Bovine	ERIC E RENSHAW	THOMAS HARLAN	10264 S TRUEBLOOD PL TERRE HAUTE IN 47802	Re-evaluation of approximately 30 head of cattle after complaint from private citizen for possible neglect	02/17/2022	02/23/2022	Investigation - No Further Action
14L71ER6-016 Clay	Animal Care: Equine	CHERYL K MILLER	PAUL DOYLE	515 W CR 850 S CLAY CITY IN 47841	Recheck evaluation of 2 horses for neglect	02/24/2022	02/24/2022	Investigation Complete

Indiana State Board of Animal Health - Compliance Report - Quarter 1, 2022								
Incident Name	Complaint Type	Primary Investigator	Principal Contact	Premises Address	Description	Start Date	End Date	Resolution
14LB1C8E-0B4 Vermillion	Animal Care: Canine	DEBORAH S BOYD	DONNA POWELL	14511 N 300 E COVINGTON IN 47932	Evaluated 4 dogs as requested by the Parke-Vermillion Humane Society for possible neglect	02/22/2022	02/28/2022	Investigation Complete
14LB1D52-0B4 Vermillion	Animal Care: Canine	DEBORAH S BOYD	MAX RODGERS	12365 S CARPENTER AVE CLINTON IN 47842	Evaluated 3 dogs as requested by the Parke-Vermillion County Humane Society for possible neglect	02/22/2022	02/28/2022	Investigation Complete
14LB1KWG-0B4 Tippecanoe	Animal Care: Canine	DEBORAH S BOYD	AUGUSTINE GOMEZ	630 S 24TH ST APT A LAFAYETTE IN 47904	Evaluated 2 dogs as requested by City of Lafayette Animal Control for possible neglect	02/25/2022	02/28/2022	Investigation Complete
14LD156G-01X Jackson	Animal Care: Canine	JODI K LOVEJOY	BENJAMIN BRAZZELL	11485 W CR 150 S NORMAN IN 47264	Evaluated 4 dogs as requested by Jackson County Animal Control for possible neglect	03/01/2022	03/02/2022	Investigation Complete
14LC1KNU-02N Wabash	Animal Care: Avian, Bovine, Caprine, Equine	SHELLY A CHAVIS	SPENSER PENROD	7874 N 300 E N MANCHESTER IN 46962	Evaluated several goats, cattle, and horses per request Wabash Sheriff's Department for neglect on a premises with improper carcass disposal	02/24/2022	03/05/2022	Investigation Complete
14LJOYE0-02N Wabash	Animal Care: Bovine, Caprine, Equine	SHELLY A CHAVIS	SPENSER PENROD	7874 N 300 E N MANCHESTER IN 46962	Reevaluation of goats, cattle, and horses in coordination with Wabash County Sheriff's Department for neglect and improper carcass disposal	02/24/2022	03/09/2022	Investigation Complete
14LK0ZW7-0B4 Warren	Animal Care: Bovine, Equine	DEBORAH S BOYD	DEAN GREGG	8451 S COAL HOLLOW RD WILLIAMSPORT IN 47993	As requested by Warren County Sheriff's Department, evaluated 3 cattle, 1 horse, and 2 mules for possible neglect	02/28/2022	03/09/2022	Investigation - No Further Action

Indiana State Board of Animal Health - Compliance Report - Quarter 1, 2022								
Incident Name	Complaint Type	Primary Investigator	Principal Contact	Premises Address	Description	Start Date	End Date	Resolution
14LN1H8C-01Z St. Joseph	Animal Care: Equine	JENNIFER A STRASSER	HARPA HUNTRESS	21860 QUINN RD LAKEVILLE IN 46536	Recheck evaluation of 6 horses in coordination with the Humane Society of St. Joseph County for neglect	02/10/2022	03/11/2022	Investigation Complete
14LX0JCY-093 Knox	Animal Care: Canine	ERIC E RENSHAW	ERIKA CHAMBERS	6 E MINNEAPOLIS AVE VINCENNES IN 47591	Evaluated 1 dog as requested by the Vincennes Police Department for possible neglect	03/17/2022	03/21/2022	Investigation Complete
14M11CZK-0AL Harrison	Animal Care: Avian, Canine, Bovine, Caprine, Equine, Ovine, Porcine	KATELYN W MACY	SAVANNAH & JOHN STARKEY	2630 WHIPPOORWILL SW CORYDON IN 47112	Evaluated 2 horses, a poultry flock of 37 birds, 4 pigs, 9 goats, 3 sheep, 3 dogs, 7 rabbits, 2 chinchillas, and 1 tortoise following removal from the home premises for neglect	03/05/2022	03/24/2022	Investigation Complete
14M4198Z-055 Knox	Carcass Disposal: Porcine	KASSIE C GUNN	KYLE EVANS	6103 E WHEATLAND RD VINCENNES IN 47591	Investigated a complaint of improper carcass disposal of pigs	03/09/2022	03/27/2022	Investigation Complete
14LZ1G2D-02N Noble	Animal Care: Canine	SHELLY A CHAVIS	TOSHA BARRON	1110 E SOUTH ST ALBION IN 46701	Evaluated 1 dog per request of the Noble County Sheriff's Department for neglect	03/17/2022	03/28/2022	Investigation Complete

3 March 2022: Talking Points:

Next Level: Animal Health & Care

Indiana Center for Animal Policy

Co-Location of Indiana Board of Veterinary Medicine and State Board of Animal Health

- **The Indiana Center for Animal Policy (IN-CAP) will serve as an umbrella for bringing together BOAH and BVM.**
 - Indiana has two Governor-appointed boards with missions directly impacting animal health and wellbeing: State Board of Animal Health (BOAH) and Board of Veterinary Medicine (BVM).
 - BOAH: Animal health, welfare, disaster preparedness, and products of animal-origin
 - BVM: Licensure and oversight of veterinarians, registered veterinary technicians, clinics, and the Practice Act
 - Both boards remain separate and autonomous, while sharing personnel and resources for day-to-day operations.
 - State veterinarian will serve as chief administrative officer to both boards and agency head.

- **Co-locating both agencies will benefit Indiana's animals, their owners, livestock producers, and veterinary professionals.**
 - **Innovate new ways to work together:**
 - Increase outreach, and education to licensed veterinary medicine professionals.
 - Streamline rulemaking to keep the veterinary profession current and in-step with the needs and expectations of citizens and animal agriculture, as well as changes in technology and market sectors.
 - Coordinate creative approaches to addressing emergency situations that affect access to veterinary services essential to animal health and care.
 - Provide a process for sharing of information by the Office of the Attorney General to the BVM regarding complaints received and investigations conducted to allow the BVM to monitor for issues or trends in the demand for certain veterinary services and proactively shape animal policy to address these challenges.
 - Coordinate with the Indiana Office of the Attorney General to respond to complaints and violations with assistance of experienced veterinary staff.
 - Facilitate delivery of service to rural Indiana.
 - **Capture synergies of cross-utilizing staff, resources, and expertise:**
 - Education and awareness (public information)
 - Policy, research, and rulemaking (agency counsel)
 - Compliance and investigations (district veterinarians and animal health specialists)

- **Formation of IN-CAP:**
 - Will utilize existing BVM database and computer systems until functions are integrated into BOAH's system.
 - BOAH personnel stationed across the state will extend the BVM's reach and influence, while helping to improve compliance.

- **Effective date: 1 July 2023**
 - Transition planning is underway

Governor

Indiana Center for Animal Policy

**Board of
Animal Health (BOAH)**
11 members

**Board of
Veterinary Medicine (BVM)**
7 members

State Veterinarian
(serves as chief administrative officer to both boards)

Agency Personnel

- Public Information Officer (PIO)/ communication/ outreach
- Legal counsel
- Veterinary expertise
- Support staff

Indiana Board of Animal Health (BOAH) Legislative Update – 4/12/22				
Bill #	Title/Author	Committee	Summary (effective date of 7/1/22 unless otherwise stated)	Status/Notes

BILLS THAT <u>DO</u> DIRECTLY IMPACT THE BOAH (Live and Dead Bills)				
HEA 1148 P.L. 48	<i>Veterinary Medicine</i> Rep. Lehe, Cherry, Thompson, Klinker Sen. Leising	Agriculture and Rural Development; Agriculture	Changes the name of the Indiana board of veterinary medical examiners to the Indiana board of veterinary medicine (board). Provides that the state veterinarian: (1) serves as the chief administrative officer of the board; (2) performs the duties delegated by the board to the state veterinarian; and (3) provides technical advice and assistance to the board. Establishes the Indiana center for animal policy (center) to facilitate the coordination of regulatory duties of the state board of animal health (BOAH) and the board. Provides that the state veterinarian is the chief administrative officer of the center and the BOAH. Requires that the BOAH (not the professional licensing agency) perform certain administrative functions for the board. Requires that the board and the division of consumer protection, office of the attorney general enter into a memorandum of understanding to share information concerning complaints and investigations against individuals regulated by the board. Allows the board to adopt emergency rules. Provides that the board, and the state veterinarian if authorized by the board, may subpoena witnesses and compel the production of certain documents as part of an investigation. Changes the name of the veterinary investigative fund to the veterinary medicine fund (fund). Makes various changes to the fund. Provides that the changes made by the bill do not apply until July 1, 2023. Provides for transition and makes conforming changes.	Signed by the Governor 3/8/22
ANIMAL/ANIMAL PRODUCT RELATED BILLS THAT <u>DO NOT</u> DIRECTLY IMPACT THE BOAH (Live Bills Only)				
SEA 5 P.L. 149	<i>Reciprocity and audiology compact.</i> Sen. Brown Rep. Vermillion	Health and Provider Services; Public Health; Ways and Means	Establishes a procedure to grant licenses and certificates to practice certain health care professions in Indiana. Requires the applicant to hold a current license or certificate from another state or jurisdiction and meet other requirements. Allows the applicant who meets certain requirements to apply for a provisional license or provisional certificate. Requires the provisional license or provisional certificate to be issued within 30 days. Provides for penalties for submitting false information on an application for a provisional license or provisional certificate. Requires a board to make a final decision on a license or certificate application before the expiration of a provisional license or provisional certificate. Provides that if a board has a pending application for initial licensure or certification that requires final approval by the board, the	Signed by the Governor 3/18/22

Indiana Board of Animal Health (BOAH)				
Legislative Update – 4/12/22				
Bill #	Title/Author	Committee	Summary (effective date of 7/1/22 unless otherwise stated)	Status/Notes

			board shall meet not more than 31 days after the application is ready for approval. Provides that the medical licensing board may not issue a physician's license to an applicant using the reciprocity law beginning July 1, 2026. Eliminates certain requirements for an applicant seeking licensure as a clinical social worker, marriage and family therapist, mental health counselor, addiction counselor, or clinical addiction counselor. Requires the boards that regulate bachelor's degree social workers, social workers, clinical social workers, marriage and family therapists, mental health counselors, licensed addiction counselors, licensed clinical addiction counselors, and respiratory care practitioners to issue a license by reciprocity within 30 days if certain requirements are met. Requires the speech-language pathology and audiology board to, before January 1, 2023, initiate and make every effort to enter into reciprocity agreements with contiguous states for individuals licensed as: (1) a speech-language pathologist; and (2) an audiologist; to practice the individual's profession under the license from one state in the other state. Adopts the audiology and speech-language pathology interstate compact.	
SEA 264 P.L. 17	<i>Administrative rules review task force.</i> Sen. Garten Rep. Jeter, Bartels, Jordan	Commerce and Technology	Establishes the administrative rules review task force (task force). Describes the duties required of the task force.	Signed by the Governor 3/7/22
SEA 284 P.L. 109	<i>Telehealth matters.</i> Sen. Charbonneau Rep. Barrett	Health and Provider Services; Public Health	Consolidates Medicaid telehealth language. Provides that "health care services" does not include certain case management services, care management services, service coordination services, or care coordination services for purposes of telehealth. Adds school psychologists, specified developmental therapists, peers, clinical fellows, students and graduates of certain professional programs, physical therapist assistants, and certain community mental health center providers to the definition of "practitioner" for purposes of practicing telehealth. Allows behavior health analysts to temporarily perform telehealth during the time when the professional licensing agency is preparing to implement licensure for the profession.	Signed by the Governor 3/14/22

Indiana Board of Animal Health (BOAH)				
Legislative Update – 4/12/22				
Bill #	Title/Author	Committee	Summary (effective date of 7/1/22 unless otherwise stated)	Status/Notes
HEA 1021 P.L. 111	<i>Horse racing veterinarians.</i> Rep. Cherry, Thompson, Austin, Lehe Sen. Leising, Crider	Agriculture and Rural Development; Agriculture	Amends the definition of "veterinarian" to allow a veterinary practitioner who: (1) holds a special permit issued by the board of veterinary medical examiners; or (2) is exempt from licensing and special permit requirements and is appointed by the horse racing commission; to take or supervise the taking of biological samples from racehorses.	Signed by Governor 3/14/22
HEA 1149 P.L. 49	<i>Home based vendors.</i> Lehe, Clere, Davisson, Bauer Sen. Leising	Agriculture and Natural Resources	Specifies the requirements for the preparation and sale of food products as a home based vendor. Reorganizes provisions concerning the sale of certain food products by an individual vendor at a farmers' market or roadside stand. Requires an individual who sells poultry, rabbits, and eggs at a farmers' market or roadside stand to comply with certain requirements.	IFB bill; Signed by the Governor 3/8/22
HEA 1103 P.L. 141	<i>Department of natural resources.</i> Rep. Eberhart Sen. Glick	Natural Resources; Natural Resources	Repeals code provisions regarding commercial fishing on Lake Michigan. Removes the requirement that the director of the department of natural resources (department) send, to a person who has a license that is placed on probationary status, notice that includes a description of the amount of child support in arrears and an explanation of the procedures to pay child support arrearage. Repeals the mussels license issued by the department. Provides that a law enforcement officer or an employee of the department is not liable for the destruction of a permitted animal that escapes an enclosure and poses a threat to public safety. Provides instances when a construction permit for a floodway is not required to remove a logjam or mass of wood debris that has accumulated in a river or stream. Provides that, beginning January 1, 2022, the director of the department shall not exercise authority to remove or eliminate an abode or residence from a floodway if the abode or residence was constructed before January 1, 2022. (Current law provides that the director of the department shall not exercise the authority if the residence or abode was constructed before January 1, 2020.) Provides that before July 1, 2023, the department shall adopt a license for the removal of trees; channel maintenance; and bank reconstruction, repair, and stabilization in a floodway. Provides that a local floodplain administrator shall utilize the best floodplain mapping data available as provided by the department and located on the Indiana Floodplain Information Portal when reviewing a permit application for a structure or a construction activity in, or near, a floodplain. Provides that	DNR agency bill- addresses jurisdiction over exotic animals at a USDA licensed facility; Signed by the Governor 3/8/22

Indiana Board of Animal Health (BOAH)				
Legislative Update – 4/12/22				
Bill #	Title/Author	Committee	Summary (effective date of 7/1/22 unless otherwise stated)	Status/Notes

			a contract to purchase timber must be in writing. Allows the collection of damages for costs associated with a claim or action, including attorney's fees, or damages specified in a contract with a timber buyer or a person who cuts timber but is not a timber buyer. Requires a timber buyer to keep complete and accurate records for at least five years after a transaction. Allows the director of the department to suspend a timber buyer's license for not more than 90 days before a final adjudication if the director of the department finds that the holder of the timber buyer's license poses a clear and immediate danger to public health, safety, or property if allowed to continue to operate. Provides that the director of the department may renew the suspension for periods of not more than 90 days.	
HEA 1183 P.L. 144	<i>Natural resources matters.</i> Rep. Prescott Sen. Leising, Raatz	Natural Resources; Natural Resources	Extends the time for an individual to check a trap that captures and kills a furbearing animal from 24 hours to 48 hours. Requires the department of natural resources to publish a recommendation that the best practice to tend or visit, or have tended or visited a furbearing trap that is the person's property within a period not to exceed 24 hours. Establishes a one day license for fur buyers. Provides that in a county having a population with certain parameters, a local flood plain administrator may issue a variance allowing a structure located in a floodway to remain in its location without a permit issued by the director of the department of natural resources if: (1) the structure is an abode or residence; (2) a permit for the construction of the abode or residence was issued by the appropriate official of the county before December 19, 2018; and (3) other conditions are met.	Signed by the Governor 3/15/22
HEA 1211	<i>State and local administration.</i>	Government and Regulatory Reform; Commerce and Technology	Provides that not later than October 1, 2022, the department of administration (department), on behalf of the office of technology (office), shall issue a request for information for purposes of exploring how blockchain technology could be used by a state agency to: (1) achieve greater cost efficiency and cost effectiveness; and (2) improve consumer convenience, experience, data security, and data privacy. Requires the office to compile a report concerning the request for information and submit the report to the legislative council in an electronic format not later than March 31, 2023. Defines "blockchain technology" and "distributed ledger technology". Requires an agency to submit an emergency rule to the attorney general for review and approval before the emergency rule may take effect. Provides that emergency rules may	Includes language from HB1100 inserted in conference committee; Governor veot 3/16/22; lawmakers may override the veto May 24 when they convene for

Indiana Board of Animal Health (BOAH) Legislative Update – 4/12/22				
Bill #	Title/Author	Committee	Summary (effective date of 7/1/22 unless otherwise stated)	Status/Notes

			not be effective for a period that exceeds 180 days. Provides that certain emergency rules expire not more than two years after the rule takes effect. Requires an agency adopting an administrative rule to submit an economic impact statement and an explanation of any penalty, fine, or other similar negative impact included in the proposed rule to the publisher of the Indiana Administrative Code (publisher). Requires the publisher to provide a copy of the materials concerning a proposed rule or pending readoption to the members of the appropriate standing committee, the governor, and the office of management and budget. Provides that administrative rules expire on July 1 of the fourth year after the year in which the rule takes effect (instead of January 1 of the seventh year after the year in which the rule takes effect). Requires an agency intending to readopt an administrative rule to provide to the publisher, not later than January 1 of the third year after the year in which the rule most recently took effect: (1) notice of; and (2) information concerning; the pending readoption. Requires that all broadband infrastructure projects that are funded in whole or in part by a grant or loan from the regional economic acceleration and development initiative (READI) fund must satisfy the criteria and requirements as described in the rural broadband program.	technical corrections day.
HEA 1248 P.L. 96	<i>Direct contact with specified animals.</i> Rep. Abbott, Campbell Sen. Doriot	Natural Resources; Natural Resources	Prohibits a person that owns or possesses a specified animal from allowing a member of the public to come into direct contact or enter into a proximity that allows for or permits direct contact, with the specified animal. Prohibits the department of natural resources from adopting a rule to designate additional specified animals. Requires that a person who owns a specified animal must have a commercial animal dealer, breeder, or exhibitor's license issued by the United States Department of Agriculture. Provides that a violation of the law is a Class B infraction. Excludes from the substance of the bill physical contact or proximity between certain persons and a specified animal.	HSUS bill; Signed by Governor 3/11/22



Eric J. Holcomb, Governor
Bret D. Marsh, DVM, State Veterinarian

INDIANA STATE BOARD OF ANIMAL HEALTH

Office of the State Veterinarian
Discovery Hall, Suite 100
1202 East 38th Street
Indianapolis, IN 46205-2898
Phone: 317/544-2400

Media/Public Information Office Report

28 March 2022 for 12 April 2022 Board Meeting

Denise Derrer Spears, Public Information Director

Public Information:

- Jalee (Wondercheck) Streit, public information specialist, began working full-time at the end of January. As she is getting trained, her focus is the website and social media.
- Continued to represent BOAH within the Indiana Family of Farmers group. Assisted IFOF in promoting National Ag Day (Mar. 21) with Indiana-sourced products to media outlets.
- Participated in Crossroad Veterinary Conference with a BOAH booth.
- Represented BOAH to the Indiana Environmental Health Association with updates for monthly board meetings.
- Participated in final interviews for the new animal welfare operations director.
- Worked on the Indiana Center for Animal Policy, including meetings with Indiana Economic Development Corporation and the Bowen Center for Health Workforce Research and Policy.
- Participated in monthly calls for the Communication Officers of State Department of Ag (COSDA).

Animal Health & Care:

- Participated in weekly industry calls to discuss egg drop syndrome and discussions on response.
- Worked on the high-path avian influenza (HPAI) event, including responding to approximately 70 media inquiries and/or interviews, as well as issuing situation updates and industry call notices. The avian influenza subscriber list totals more than 1,400. Coordinated messaging with USDA, IDNR, IDOH and ISPA.
- Attended the INPork Taste of Elegance.
- Participated in a podcast recording to discuss how BOAH works with Indiana 4-H and its members.
- Attended a meeting with sister agencies to discuss messaging about SARS-CoV-2 findings in animal populations.

Disaster Preparedness:

- Coordinated the BOAH quarterly lunch-and-learn format webinar: *Working with Dog Breeders*, presented by Dr. Hilary Christner of LaGrange Veterinary Clinic. About 40 attendees logged in to participate.
- Unfortunately had to cancel the Animal Issues in Disaster (AlID) class in February because of HPAI.

Food Safety:

- Prepared materials and a booth for the Indiana Meat Processors and Packers Association annual meeting.
- Prepared materials and a booth for the Indiana Milk Quality Conference.
- Working with IN State Department of Agriculture's economic development team to plan information meetings for this year to help small meat, poultry and dairy processors identify and access state and federal resources. BOAH and ISDA hosted meetings for the meat/poultry sector in 2020. Based on feedback we are working on bringing them back with an expanded agenda to include dairy.
- Participated in multi-agency PIO meetings focused on messaging related to PFAS in support of IN Department of Environmental Management's response efforts.

Website & Social Media Fun Facts:

- During the last six weeks, BOAH's Facebook page has had 25,324 impressions (a measure of how many times our page was shown on a screen).
- BOAH's HPAI webpage had more than 8,300 views (more than 5,000 of those since HPAI event began) during Q1. After our home page, the animal-related laws page had more than 5,000 page views.

Upcoming Events:

- Boiler Vet Camp, Indianapolis Zoo, June 14.

Safeguarding Indiana's animals, food supply and citizens for more than 125 years.

An equal opportunity employer and provider.



Eric J. Holcomb, Governor
Bret D. Marsh, DVM, State Veterinarian

INDIANA STATE BOARD OF ANIMAL HEALTH

Office of the State Veterinarian
Discovery Hall, Suite 100
1202 East 38th Street
Indianapolis, IN 46205-2898
Phone: 317/544-2400

Chief of Staff Report April 12, 2022

Quarterly Highlights

- **Budget:**
 - Continued to monitor the agency spending plan for state fiscal year 2022. BOAH is on track to meet budget requirements, including a two percent reserve. Spending related to the agency response to Highly Pathogenic Avian Influenza was not in the spend plan and may impact BOAH's ability to meet SFY 2022 budget goals.

- **Cooperative Agreements:**
 - The United States Department of Agriculture (USDA) issued allocations to BOAH for the federal fiscal year 2022 meat and poultry base and cooperative interstate shipment programs. BOAH requested an eleven percent increase in the overall federal funding for the state meat and poultry program to match an increase in state funding for the program. USDA allocated a one percent increase in federal funding.
 - Completed a routine USDA financial audit of the meat and poultry inspection program for the program years 2018, 2019 and 2020. USDA determined BOAH was operating "in full compliance" and that there were no findings and no corrective action for BOAH.
 - Submitted the 2022 USDA cooperative agreement requests for the animal disease control and traceability programs.
 - Began the process to apply for a supplemental USDA cooperative agreement for Highly Pathogenic Avian Influenza (HPAI) related expenses.

- **Personnel:**
 - Evaluated and began implementing new personnel policies adopted as a part of Governor Holcomb's NextLevel State Work Phase 1 initiative.
 - The agency completed the 2021 performance evaluation process.
 - Filled and onboarded the animal welfare operations director position.
 - Continued to recruit agency meat inspector positions – currently four openings.
 - Filled the new Enforcement Investigation and Analysis Officer (EIAO) position for the Meat and Poultry Department.
 - Filled a dairy plant inspector position.
 - Filled two summer intern positions. The BOAH interns will participate in the Governor's Summer Internship program.
 - Continued recruiting to fill a district veterinarian position.

- **Policy:**
 - Participated in BOAH's response to Highly Pathogenic Avian Influenza (HPAI). Served in the General Counsel and Contracts position in the BOAH HPAI Incident Command structure.
 - Participated in BOAH's swine incident management team and NADPRP swine mass euthanasia working group.
 - Contributed to developing and monitoring the BOAH legislative proposal for a Center for Animal Policy that will become effective July 1, 2023. BOAH will be establishing a Center for Animal Policy working group to plan implementation.
 - Contributed to a group developing an emergency and permanent rule governing reportable diseases in birds.
 - Participated as an agency representative in the State of Indiana payroll modernization rollout group.
 - Participated in a group working with the Indiana Office of Technology to evaluate BOAH database security and implement changes to enhance security.

Gary L. Haynes
Chief of Staff



Eric J. Holcomb, Governor
Bret D. Marsh, DVM, State Veterinarian

Office of the State Veterinarian
Discovery Hall, Suite 100
1202 East 38th Street
Indianapolis, IN 46205-2898
Phone: 317/544-2400

Animal Programs Board Report – Quarterly Highlights
1st Quarter 2022

AQUACULTURE

Dr. Jennifer Strasser joined the newly formed Great Lakes Viral Hemorrhagic Septicemia (VHS) Risk Assessment Work Group where she will collaborate with key stakeholders to generate a comprehensive risk assessment of fish movements from regional fish farms and hatcheries to natural waters or other premises during a viral hemorrhagic septicemia outbreak, based on a secure food systems approach. She attended the first meeting of this group on 3/21/2022. The project will continue through February 2024.

CERVIDS

CWD Program (Dr. Shelly Chavis)

Disease National Status

- CWD positives in other states - since last quarter, Alabama and Louisiana have been added to the list of states where CWD has been diagnosed.

Indiana Cervid Data:

- Total cervid herds: 304
- New cervid herds this quarter: 9
- Herds going out of business this quarter: 2
- Enforcement letters this quarter: 6 warning letters and 1 suspension letter

EQUINE (Dr. Jennifer Strasser)

- BOAH is initiating a piroplasmiasis and equine infectious anemia prevention outreach initiative. Posters and flyers are designed and will be printed soon. Two large size bi-lingual posters will be posted in the testing barn at each sanctioned Indiana racetrack. Fifty smaller bi-lingual flyers will be posted in the barns housing the horses at the tracks.
- BOAH will participate in the Equine Disease Communication Center program to post instances of reportable equine diseases in Indiana. The purpose of the Center is to keep the equine industry better informed of areas experiencing infectious disease issues so that they can better assess the health risk of moving horses to specific locations. Dr. Strasser announced BOAH's participation in this initiative to the membership attending the Spring 2022 meeting of the Indiana Association of Equine Practitioners.
- Forty-one horses at a boarding facility in Dekalb County Indiana were placed under quarantine on 3/21/2022, for at least 21 days, due to a positive PCR test result for equine herpesvirus 1 (EHV-1) in a horse exhibiting neurologic signs. There is one additional suspect horse at the facility. The suspicion is based on clinical signs and test results that are still pending at the time of this writing.

SHEEP and GOATS

Scrapie Program Report

There have been no investigations during the first quarter of 2022. Routine surveillance continues as normal.

Flock Investigations

- New Infections – 0
- Out of State traces to Indiana producers or dealers/sale barns – 0
- In State Traces from Infected Flocks within Indiana – 0
- Clinical suspects – 0

RSSS Program

- The federal office is operating the slaughter surveillance program (RSSS) at Remington, IN.
- Total samples collected
 - January – 225
 - February – 181
 - March - ? – to be provided at meeting
- Remington receives samples from smaller slaughter facilities and private individuals in several other states. Sampling is targeted for all sheep and goats between 2 and 5 years of age.

Markets, Sale Barns, and Dealer Inspections

- All markets, sale barns, and dealers that accept sheep and goats are being inspected at least bi-annually for scrapie identification compliance. They have also been instructed to use owner/hauler forms as required by USDA. Currently most are complying.

Scrapie Flock Certification Program (SFCP)

- Current participants
 - 1 – Export Certified
 - 9 – Select Category
- One is suspended/pending for late sampling
- Another flock has been removed from the SFCP on 1/13/2022
- The following website is available for viewing the SFCP participant status reports which includes information on participating SFCP flocks by state, breed, and status:
<https://vsapps.aphis.usda.gov/scrreports/sfcpHome>

SWINE

Global Swine Disease Updates

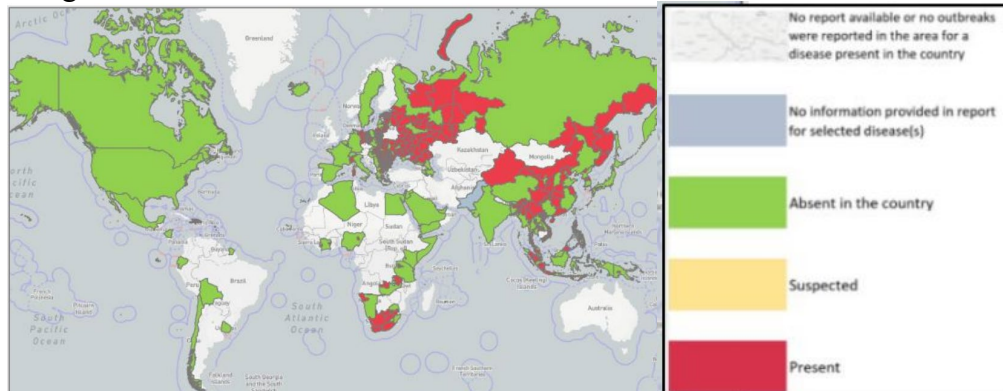
African Swine Fever (ASF)

- From the OIE ASF Situation Report, dated 03/07/2022: Since January 2020, ASF has been reported as present in five different world regions in 35 countries, affecting more than 1.1 million pigs and more than 30,000 wild boars with more than 1.7 million animal losses. Further details, split by world region are in the chart below.

Region	Outbreaks		Cases	
	Domestic Pigs	Wild Boar	Domestic Pigs	Wild Boar
Africa	158		13,031	
Americas (DR and Haiti) *	250		9,530	
Asia	1,103	1,520	91,240	1,710
Europe	3,438	17,166	993,449	29,267
Oceania	4		500	
Total	4,953	18,686	1,107,750	30,977

*Note: The SHIC report states that there have been 905 confirmed outbreaks in the DR; however, only 224 have been reported to OIE.

- Since January 2020, 8 countries have reported ASF as a first occurrence in the country, while 12 countries reported its spread to the new zones. This highlights a continuous spread of the disease into new countries, and new zones in countries already affected. The ASF world distribution, as of March 4, 2022, is reflected in the image below.



- The full situation report can be viewed at: <https://www.oie.int/app/uploads/2022/03/asf-report7.pdf>

FAD Preparedness Efforts

Securing Indiana's Pork Supply

- IN BOAH continues to facilitate the Securing Indiana's Pork Supply program, voluntary preparedness, and continuity of business program for swine producers. More information can be found at: <https://www.in.gov/boah/2857.htm>.

Securing Indiana's Pork Supply Status Report: *as of March 18, 2022*

Action Steps	Number of Premises Complete
Premises Validation	1,144
Biosecurity Assessment & Training	353
Certified Sampler Training	61*
Securing Indiana's Pork Supply Meeting with BOAH	614
Electronic Movement Permit Training	525
Completed All 5 Steps	303

**Trained on the new National CSSC Training Program*

United States Swine Health Improvement Plan (US SHIP)

- The USA SHIP is an ASF-CSF monitored certification program for swine farms and slaughter facilities, modeled after the poultry's NPIP. The U.S. SHIP ASF-CSF monitored certification aims to mitigate risks of disease introduction and provide a practical means for demonstrating evidence of freedom of disease outside of foreign animal disease control areas in support of ongoing interstate commerce — and provide a pathway toward the resumption of international trade over the course of a trade-impacting disease response and recovery period. SHIP program standards will center on biosecurity, traceability, and disease surveillance. IN BOAH is serving as the Official State Agency (OSA) for the program in Indiana and began enrollment of producers and packers for the US SHIP in March. There are currently **4** participants enrolled.

Current SHIP Enrollment in Indiana: *as of March 18, 2022*

Site Classification	Number
<i>Boar Stud</i>	0
<i>Breeding Herd</i>	1
<i>Growing Pig</i>	0
<i>Farrow-to-Feeder/Finish</i>	0
<i>Small Holding</i>	2
<i>Non-Commercial</i>	1
<i>Packing Plant</i>	0
Total	4

National Certified Swine Sample Collector (CSSC) Training Program

- This training program is a national effort to increase sampling capacity during a foreign animal disease (FAD) incident in swine. It certifies producers and/or animal caretakers on site to collect and submit diagnostic samples for FAD diagnostic testing when authorized. Indiana is sunsetting its current Certified Sampler Program and adopting the national Certified Swine Sample Collector training program. There are currently 61 CSSCs trained on the new program in Indiana.

Indiana Applications for State Status Renewal for Pseudorabies and Swine Brucellosis

- Indiana submitted its applications for annual renewal of Pseudorabies Stage V (Free) status and triannual renewal of Validation of a Swine Brucellosis-Free Area in February. As part of disease surveillance for these applications, Indiana tested 280 In-State sows and 9,444 Out-of-State sows for a total of 9,724 sows tested through slaughter surveillance. This was a total of 3.74% of Indiana’s sow herd tested in 2021. Indiana also tested 1,544 pigs from an average of 33 herds through VQ Herd on-farm testing; 1,709 pigs from 365 herds for sale/exhibition; and 63 pigs from 5 herds for diagnostic purposes in calendar year 2021.

Other Information

Validated Swine Brucellosis-Free/Qualified Pseudorabies-Negative (VQ) Herd

Program

- Enrollment – 32 herds
- Indiana tested 1,544 pigs from an average of 33 herds at 137 points in time through VQ Herd on-farm testing in calendar year 2021.

Indiana Swine Commuter Herd Agreements

- As of March 18, 2022, Indiana has 62 Commuter Herd Agreements (38 import and 24 export).

Interstate Swine Movements

- Calendar Year 2021 Summary

Commuter Herd Agreements			All Movements		
	Number of Movements	Head of Swine		Number of Movements	Head of Swine
Import	1,786	1,931,414	Import	5,952	5,072,475
Export	1,450	1,118,095	Export	5,511	2,506,590

Swine Movements on Commuter Herd Agreements - Percentage of Total for CY21: 38% Import; 44.6% Export

- Q1, 2022 Summary

Commuter Herd Agreements			All Movements		
	Number of Movements	Head of Swine		Number of Movements	Head of Swine
Quarter 1 – 2021 (Jan. 1 – Mar. 18)					
Import	276	336,462	Import	944	844,491
Export	249	261,522	Export	1,139	485,366

Swine Movements on Commuter Herd Agreements - Percentage of Total for Q1: 39.8% Import; 53.9% Export

COMPANION ANIMALS

- Rabbit Hemorrhagic Disease Virus (RHDV2) continues to be diagnosed in the United States. In January of 2022 RHDV2 was diagnosed in Tennessee in two domestic rabbits. Other states with cases of RHDV2 diagnosed in 2020/2021 include: California, Nevada, Arizona, Utah, New Mexico, Texas, Colorado, Florida, Wyoming, Montana, Idaho, Oregon, South Dakota, Georgia, Mississippi, New York, and Kentucky.

- In the 1st quarter of 2022 there was one case of canine brucellosis reported. A kennel in southwest Indiana had a female dog testpositive after exhibiting clinical signs of abortion. The private veterinarian has been monitoring the kennel and is performing whole kennel tests every 30-45 days.
- For brucellosis in other species (not canines) there were no new investigations started in the 1st quarter of 2022.

OTHER

Animal Care and Welfare

- In the Compliance Division, the animal welfare duties have now been transitioned to the new Animal Welfare Operations Director, Hannah Fisher. Jennifer Price who is currently the Compliance Director will continue to oversee compliance issues that arise in the BOAH animal health programs.
- For Quarter 1 of 2022 BOAH field veterinarians conducted 43 animal welfare investigations. There were 15 equine investigations, 14 canine investigations and 10 investigations with multiple species at each site. There were 4 investigations involving bovine. The investigations totaled 43 in number from 32 different counties. The equine and canine animals are the most frequently evaluated.
- In January and February of this year Dr. Jodi Lovejoy participated in multiple American Veterinary Medical Association's (AVMA's) Animal Welfare Committee sub-committee meetings reviewing AVMA animal related policies.
- Dr. Lovejoy participated in the AVMA's Animal Welfare Committee's spring meeting to discuss business issues. The meeting was virtual.
- In March Dr. Lovejoy attended the Animal Transportation Association's annual meeting (virtual). A variety of issues associated with the welfare of animals during transportation were presented and discussed.
- In March 21 thru 25 Dr. Lovejoy attended Code 3 Associates Essential Animal Services Training (EAST) Module A. The Essential Animal Services Training (EAST) Academy is intended for professionals who are responsible for the care of animals and the investigation of animal cruelty cases.

Commercial Breeder Broker Program

- On February 19th members of the Board of Animal Health were invited to participate in a Kennel Management Assistance (KMA) training in northern Indiana. BOAH participation was limited because BOAH employees were responding to Highly Pathogenic Avian Influenza in poultry in the state.
- Dr. Katelyn Macy and Director of Public Information Denise Derrer Spears worked together to coordinate and moderate Dr. Hilary Christner's presentation: *Working with Dog Breeders in Your Veterinary Practice*. This is part of the Veterinary Medical Reserve Corp (VMRC) webinar series that is available to all veterinarians and veterinary technicians in the state. The presentation focused on how veterinarians can best work with commercial dog breeders in their veterinary practice. Dr. Christner is the Immediate Past Present 2022 for the Indiana Veterinary Medical Association (IVMA)
- There are 185 active commercial dog breeder and 6 active dog broker registrations as of 3.25.2022.

Compliance, Enforcement, & Licensing

- The animal welfare duties have been transitioned to the new Animal Welfare Operations Director, Hannah Fisher. Jennifer Price who is currently the Compliance Director will continue to oversee compliance issues that arise in the BOAH animal health programs.
- In January and February, BOAH had an increased presence at the horse auction markets enforcing the state's import requirements on Coggins tests for horses consigned from out-of-state. The markets were prepared for this enforcement and took steps to ensure the process went as smoothly as possible.
- This quarter is our dealer/market licensing renewal under direction of Kassie Gunn. She has licensed 6 new dealers/markets in this quarter.
- Over a dozen new livestock brands were recorded this quarter.
- BOAH issued one new quarantine in the first quarter (Q1) of year 2022. There were no quarantines released in our first quarter. At the end of the first quarter, there were 2 quarantines that have been active more than 180 days and 1 quarantine active 31-180 days. The quarantined animals were 1 equine, 1 sheep and 1 cervid.

Drug Residue Prevention

- This quarter, Dr. Boyd, Dr. Cooper and the BOAH Dairy Department met to go over ideas for the future of the BOAH drug residue program. The group identified some ideas that will help the program move forward now that the FDA cooperative agreement is no longer available.
- Dr. Boyd attended the Indiana Milk Quality conference in March and was available at the BOAH booth to talk to attendees and provide handouts from the Dairy Department and the drug use best practices program.

4-H Activities

- This quarter, our BOAH Animal Health Veterinarians have been distributing posters to our state's extension offices with information on official ID (tagging) of animals for exhibition at events throughout our state.

One Health

- BOAH, CDC, and IDOH partnered with the Clinton County Health Department to investigate an acute case of *Streptobacillus moniliformis* (rat bite fever) in a 17-year-old female patient.
- Sars-CoV-2 – Data collected as of March 14, 2022
 - A total of 362 captive animals have tested positive for SARS-CoV-2 in the United States. Breakdown of cases by animal: Cat-111; Dog-98; Tiger-52; Lion-51; Gorilla-21; Snow Shepard-13; Otter-8; Spotted Hyena-2; and Binturong, Coati, Ferret, Fishing Cat, and Lynx each only 1.
 - There have been 18 captive mink farms in the U.S. with a positive diagnosis.
 - 21 states have had a positive detection of Sars-CoV-2 in wildlife.
 - The CDC and USDA only require that cases be reported when it is the first diagnosis of a species in each state, so the actual number of test positive animals has the potential to be higher than what has been reported.

- Rabies program: This quarter there was one bat classified as associated status for rabies. The bat was in a Wildlife Rehab location being hand-reared by a wildlife care center prior to onset of clinical signs.

Other Learning Opportunities Completed

- The American College of Animal Welfare (ACAW) is an AVMA-recognized veterinary specialty. ACAW Diplomates are veterinarians recognized as board-certified experts in animal welfare. BOAH veterinarian, Dr. Jodi Lovejoy, has been recently honored by her acceptance into the American College of Animal Welfare (ACAW) training program to become an ACAW diplomate. Dr. Lovejoy looks forward to sitting for the exam in a few years.
- Several of our veterinarians and animal specialists participated in the 2022 Conference of the Indiana Veterinary Medical Association.
- This quarter Dr. Katelyn Macy completed the Area FADD Response District Virtual training.
- This quarter Drs. Lovejoy, Suhr, and Macy attended the Regional Round Up at the Jackson County Learning Center in Seymour, IN. The program is for the Indiana Environmental Health Association (IEHA) SE Chapter to learn more about Farmer's Market regulations.
- Dr. Katelyn completed the AVMA Brave Space DEI Certificate. The award is in response to a self-paced learning curriculum that teaches participants how to gain deeper understandings of the people around us and create healthier, safer, more inclusive veterinary teams, practices, and organizations.

Respectfully Submitted,

Marianne Ash, DVM, MVPH, DACVPM, FNAP
Director, Animal Programs Department


Meat & Poultry Inspection Division



REPORT TO THE BOARD, April, 2022

Quarterly Highlights

- Dr. Swiatkowski and Dr. Suhr attended the Indiana Meat Packers and Processors Association (IMPPA) annual meeting in March. Dr. Marsh and Dr. Suhr spoke about the MPI program. Dr. Swiatkowski and Dr. Suhr manned a booth at the convention to answer questions.
- 2 new plants have joined the program this quarter- 1 Custom exempt and 1 inspected processing facility
- MPI Annual Self-Assessment for FSIS was determined to meet “Equal to” status



Fast Facts:

- Facilities by type:

Red meat and harvest and processing	48
Poultry harvest and processing	2
Meat harvest, no further insp. processing	3
<u>Processing only facilities</u>	<u>27</u>
Official establishments	80
+	
<u>Custom exempt establishments</u>	<u>45</u>
Total program facilities	125

- We currently have 5 open inspector positions
- We have 1 Compliance Officer position open within the state

Looking Ahead:

- BOAH MPI continues to take advantage of USDA/FSIS virtual training courses. We had 2 employees complete the Inspection Methods class- 1 in February and 1 in March. Our new EIAO started the FSIS EIAO course on April 4th and will complete the course on the 25th.
- 3-4 new facilities are estimated to join the State MPI program in the next few months.
- FSIS State- Federal Audit Branch will be conducting their on-site audit April 18th through the 29th. They conduct this every 3 years.
- FSIS Civil Rights Audit will be conducted on April 11th in the Central Office
- Our EIAOs have been invited to attend FSIS Chicago District Frontline Supervisor meetings the first week in May as representatives of the CIS program for Indiana

Over 125 years of safeguarding Indiana's animals, food supply and citizens

An equal opportunity employer and provider

Meat & Poultry Inspection Division



Partnerships and Outreach

- FSIS Chicago District Office CIS weekly teleconference between BOAH MPI and Ohio MPI – sharing pandemic and CIS related information.
- MPI weekly teleconference with field staff.
- MPI, IMPPA and ISDA are holding monthly meetings to help support new and existing plants

Respectfully submitted,

Keri Aulu, DVM



Eric J. Holcomb, Governor
Bret D. Marsh, DVM, State Veterinarian

INDIANA STATE BOARD OF ANIMAL HEALTH

Office of the State Veterinarian
Discovery Hall, Suite 100
1202 East 38th Street
Indianapolis, IN 46205-2898
Phone: 317/544-2400

Dairy Division

Quarterly Highlights

- For the first quarter of 2022 there were 18 state surveys. Overall average sanitation score was 92.25. Overall average enforcement score was 96.
- These ratings included 1 Grade A plant and 2 Single Service plants.
- Indiana is down 15 Grade A farms for this quarter.

Fast Facts

- Currently 720 Grade A farms (-15)
- Haulers 477 (-22)
- 22 Grade A Dairy Plants
- 1 Pending Grade A Plant
- 5 Truck Wash / 2 Transfer Stations
- 33 farms with a total of 177 AMI's
- 12 Manufactured Grade Farms (-1)
- Milk Trucks 554
- 33 Manufactured Grade Plants (-2)
- 14 Single Service Manufactures (+1)
- 9 Distributors

Looking Ahead

- The National Conference on Interstate Milk Shipments that was to be held in Indianapolis in April of 2022 has been postponed to April of 2023. Negotiations are on going with the hotel to officially set a date.
- The FDA Eastern Milk Seminar that was scheduled for 2022 has been postponed until October 24th-26th 2023

Partnerships and Outreach

- Throughout the 1st quarter of 2022 several Dairy Department staff members have helped with the HPAI outbreak in Dubois and Greene County. Department members helped with the backyard surveillance activities including sampling and running of samples for BOAH and our industry partners.
- Nathan Campbell and Amy Pettijohn presented for the Dairy Department at the Indiana Milk Quality Conference that was held March 7-8. This conference had over one hundred participants including dairy staff, industry partners, and State of Indiana dairy producers.

Respectfully Submitted,

Patrick Hash
Director, Dairy Division

Safeguarding Indiana's animals, food supply and citizens for more than 125 years.

An equal opportunity employer and provider.

State Veterinarian's Progress Report

For the Period

January 12, 2022 through April 12, 2022

Highlights of the Quarter

1. Highly pathogenic avian influenza (HPAI) was diagnosed on a Dubois county turkey farm on February 7, 2022, and an additional 5 cases were diagnosed in turkeys in Dubois and Greene counties over the next three weeks. Because of the preparedness planning by the poultry companies, the birds on the affected sites were promptly depopulated. Composting within the buildings was instituted, and the final stages of virus elimination will be completed soon. The control areas in Greene county were released on March 15, and the control areas in Dubois county were released on March 23. I am very proud of the BOAH team that quickly addressed the incident, and I am very appreciative of the support we received from many partners including the Governor's Office, State Departments of Agriculture, Health, Homeland Security, Natural Resources, Indiana State Police, Animal Disease Diagnostic Laboratory, USDA Veterinary Services and USDA Wildlife Services. Thanks also to the Indiana State Poultry Association for their support throughout the incident.
Several states in the country continue to be challenged with HPAI, and we must remain vigilant because this virus is very active in the environment.
2. Governor Holcomb signed HEA 1148 on March 8, 2022 which officially establishes the Indiana Center for Animal Policy. There were no "nay" votes on this bill, or the Senate's companion bill, throughout the entire legislative session. The effective date is July 2023 rather than July 2022 because the Senate Appropriations Committee prefers to fund the Board of Veterinary Medicine through appropriations, which will be determined in the 2023 legislative session, rather than using fees from license and registration renewals. Additionally, the Attorney General's (AG) office prefers to continue to conduct compliance investigations regarding veterinarians and veterinary technicians, so the bill was amended to reflect that change. The AG's office, through new language inserted in the bill at BOAH's request, will provide details of their investigations as agreed to through a memorandum of understanding. The Center of Animal Policy is a very significant development for Indiana, and I believe it will provide many opportunities to advance the delivery of veterinary medical services in Indiana.
3. The Animal Welfare Operations Director position has been filled by Hannah Fisher. We are very pleased to have Hannah on the BOAH team, and we look forward to advancing the coordination and implementation of the animal welfare initiatives.
4. BOAH continues to work with poultry producers in northeastern Indiana to eradicate Egg Drop Syndrome Virus (EDSV). Twenty flocks have been affected with the virus, and all of these flocks have been depopulated. BOAH has prepared a flock plan template for the poultry companies with affected flocks to use in anticipation of EDSV vaccine use. The EDSV vaccine is manufactured in Hungary, and it can enter the United States on an experimental research and evaluation permit. BOAH is seeking approval for use of the vaccine on affected sites, but an approved flock plan must be completed before vaccine use. BOAH's goal is to use the vaccine to support the virus eradication effort on the known affected sites.

5. Indiana pork producers have begun the process of enrolling in the Swine Health Improvement Plan (SHIP). BOAH has received significant support from IN Pork to launch this new program, and the response has been very encouraging. The SHIP program is designed to certify herds, packing plants and markets in a program to prevent African Swine Fever (ASF) and Classical Swine Fever (CSF). The number of enrolled herds on June 30, 2022 will determine the delegate allocation for the states participating in the second House of Delegates session in Minneapolis in September 2022.
6. The David and Bonnie Brunner additions to the Purdue College of Veterinary Medicine will be dedicated on April 8, 2022. The Brunners donated \$10M to the College to support the continuing work of producing veterinarians and veterinary technicians.
7. I participated in several meetings during the last quarter, and I appreciate the invitations to be a part of these meetings. I spoke at the Indiana Association of Fairs and Festivals, Indiana Beef Cattle Association, Indiana Farm Bureau, Indiana State Poultry Association, IN Pork, Milk Quality Conference, Indiana Meat Packers and Processors Association, American Association of Swine Veterinarians and the Veterinary Medicine 102 class at Purdue.

Looking Forward

1. BOAH will conduct a “hot wash” of the HPAI incident with the goal of learning from the experience and findings ways to improve our preparedness and planning efforts. A similar approach was taken after the Indiana HPAI incident in 2016, and the results of that analysis assisted us in the 2022 response. Further, the “hot wash” will be used to determine better approaches to addressing other foreign animal diseases like foot and mouth disease, ASF and CSF.
2. BOAH will establish a Working Group to facilitate the smooth transfer of the Board of Veterinary Medical Examiners to the Indiana Center for Animal Policy. BOAH will reach out to the Professional Licensing Agency and the Attorney General’s office to better define the roles for each entity after the transfer. Further, a budget request will be prepared for the next legislative session to support the new Board of Veterinary Medicine.
3. BOAH is evaluating and incorporating the new employee policies announced by the Governor. These policies, in part, provide for the rehiring of retired employees, flexible work arrangements and education reimbursement.
4. I will be participating in the National Poultry Improvement Plan (NPIP) meeting in June as well as the North Central USAHA meeting later in June. The in-person meeting schedule is growing as we move through the pandemic.
5. I look forward to addressing the graduating class at the College of Veterinary Medicine on May 11 as a part of the USDA Accreditation Core Orientation session.

More to come...

Bret D. Marsh, DVM

State Veterinarian