



DIVISION OF FAMILY RESOURCES

Statewide Monthly Management Report May 2023

State of Indiana

Eric Holcomb
Governor

Family and Social Services Administration

Dan Rusyniak, MD
Secretary

Division of Family Resources

Adrienne Shields
Director

For questions regarding data on this report contact:
office.Communications@fssa.IN.gov



State of Indiana

Published June 2023



DIVISION OF FAMILY RESOURCES

Monthly Management Report

Reporting Month: May 2023

Location: Statewide

TEMPORARY ASSISTANCE FOR NEEDY FAMILIES (TANF)

Child-Only and One-Parent Families	May 2023	April 2023	May 2022	Annual Change
Number of families receiving TANF Grants	3,995	3,836	3,780	5.69%
Total number of grant recipients	8,151	7,706	7,529	8.26%
Number of adult grant recipients	1,005	849	687	46.29%
Number of child grant recipients	7,146	6,857	6,842	4.44%
Total payments	\$790,796	\$750,681	\$730,651	8.23%
Average payment per case	\$197.95	\$195.69	\$193.29	2.41%
Average payment per recipient	\$97.02	\$97.42	\$97.04	-0.03%
Number of cases with benefits reduced to zero	101	99	94	7.45%
Number of recipients with benefits reduced to zero	178	171	180	-1.11%
Number of adult recipients with benefit reduced to zero	19	17	32	-40.62%
Number of child recipients with benefit reduced to zero	159	154	148	7.43%

Two-Parent Families	May 2023	April 2023	May 2022	Annual Change
Number of families receiving TANF Grants	715	628	228	213.60%
Total number of grant recipients	2,658	2,337	772	244.30%
Number of adult grant recipients	1,426	1,252	257	454.86%
Number of child grant recipients	1,232	1,085	515	139.22%
Total payments	\$224,587	\$199,223	\$65,651	242.09%
Average payment per case	\$314.11	\$317.23	\$287.94	9.09%
Average payment per recipient	\$84.49	\$85.25	\$85.04	-0.64%
Number of cases with benefits reduced to zero	4	3	2	100.00%
Number of recipients with benefits reduced to zero	20	15	10	100.00%
Number of adult recipients with benefit reduced to zero	8	6	4	100.00%
Number of child recipients with benefit reduced to zero	12	9	6	100.00%

Note:

For August 2021, a one time payment of \$400 per recipient was included in the Total payments and Average payments. TANF section rules changed to reflect Federal reporting logic effective September 2021. For August 2022, a one-time payment of \$269 per recipient was included in the Total payments and Average payments.

Source:



DIVISION OF FAMILY RESOURCES

Monthly Management Report

Reporting Month: May 2023

Location: Statewide

TANF - APPLICATIONS

	May 2023	April 2023	May 2022	Annual Change
Number of Applications	7,288	6,297	3,285	121.86%



DIVISION OF FAMILY RESOURCES

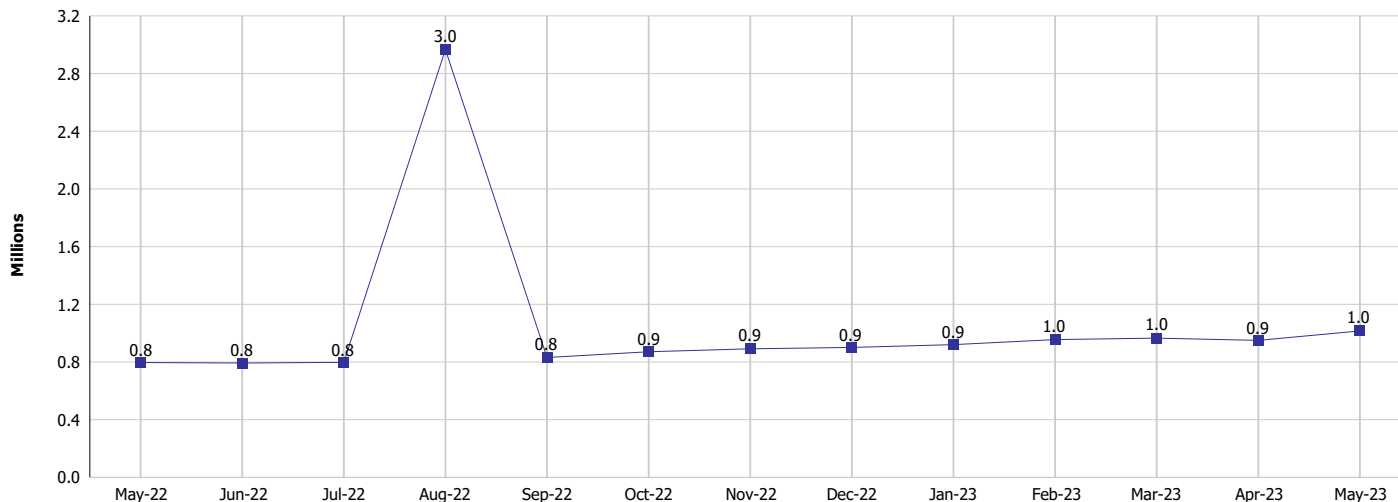
Monthly Management Report

Reporting Month: May 2023

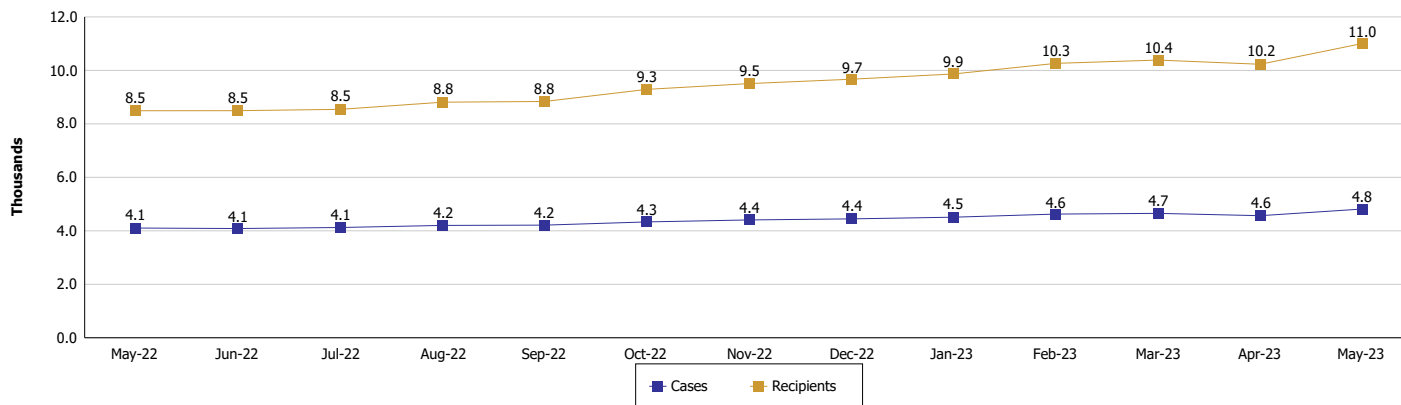
Location: Statewide

TEMPORARY ASSISTANCE FOR NEEDY FAMILIES (TANF)

TANF Cash Assistance (TANF Regular and TANF Two-Parent)



TANF Cases and Recipients (TANF Regular and TANF Two-Parent)



Note:

For August 2021, a one time payment of \$400 per recipient was included in the Total payments and Average payments. TANF section rules changed to reflect Federal reporting logic effective September 2021.

For August 2022, a one-time payment of \$269 per recipient was included in the Total payments and Average payments.



DIVISION OF FAMILY RESOURCES

Monthly Management Report

Reporting Month: May 2023

Location: Statewide

SUPPLEMENTAL NUTRITION ASSISTANCE PROGRAM (SNAP)

	May 2023	April 2023	May 2022	Annual Change
Total issuance	\$114,168,069	\$112,195,168	\$153,457,710	-25.60%
Number of households receiving SNAP benefits	282,324	280,524	292,094	-3.34%
Number of recipients	593,614	591,033	620,938	-4.40%
Average issuance per household	\$404.39	\$399.95	\$525.37	-23.03%
Average issuance per recipient	\$192.33	\$189.83	\$247.14	-22.18%
Number of Applications	42,403	36,898	19,697	115.28%



DIVISION OF FAMILY RESOURCES

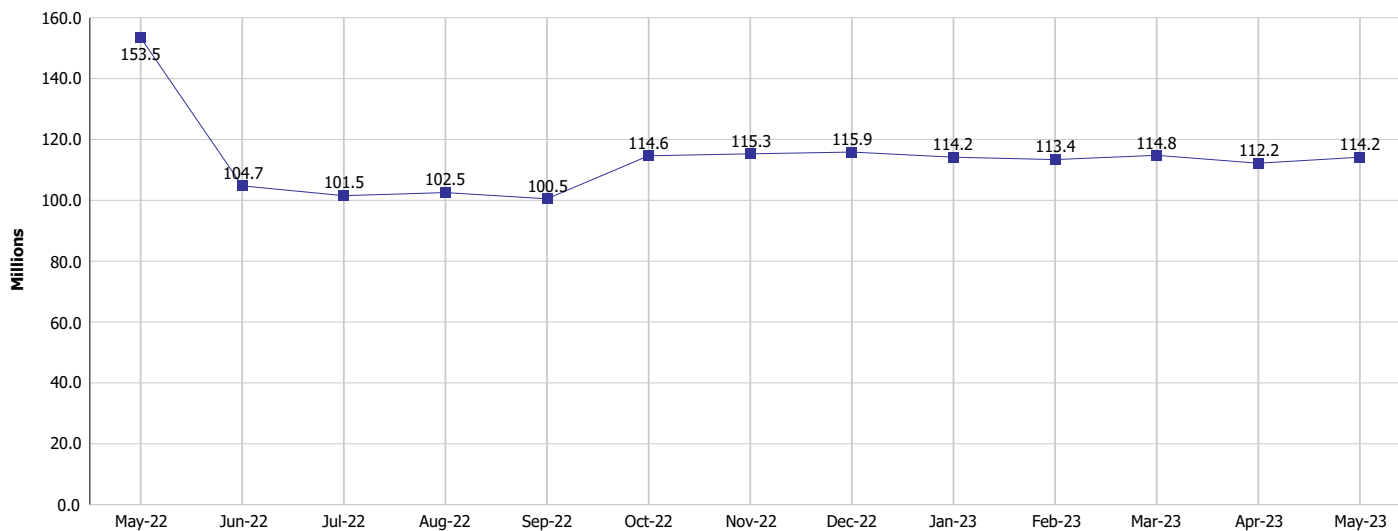
Monthly Management Report

Reporting Month: May 2023

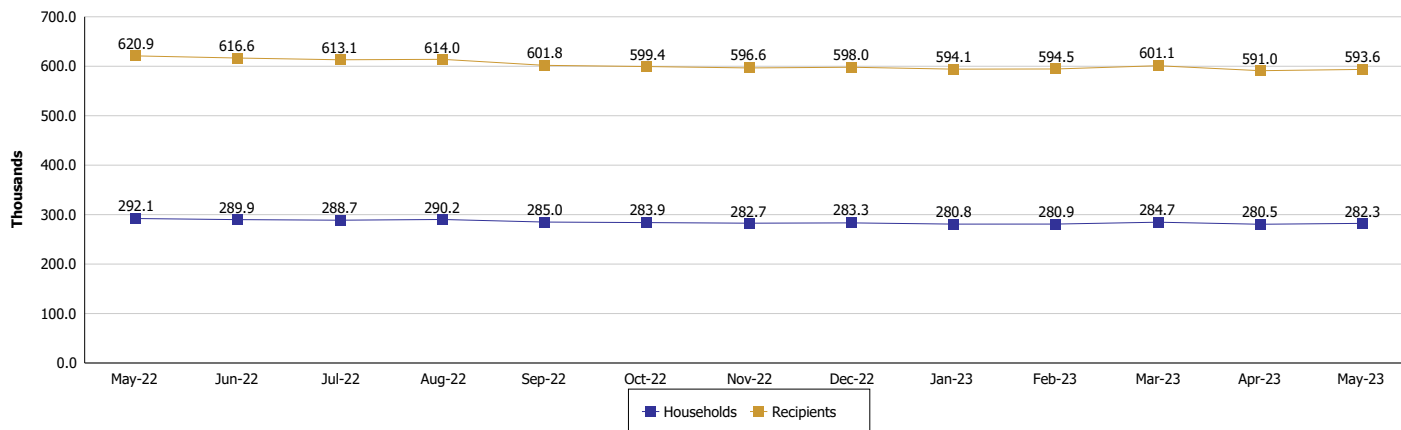
Location: Statewide

SUPPLEMENTAL NUTRITION ASSISTANCE PROGRAM (SNAP)

SNAP Issuance



SNAP Households and Recipients



Note:

Run Date: Jun 19, 2023



DIVISION OF FAMILY RESOURCES

Monthly Management Report

Reporting Month: May 2023

Location: Statewide

HIP 2.0 and SNAP

	May 2023	April 2023	May 2022	Annual Change
Total HIP 2.0 Members	868,629	868,848	782,028	11.07%
HIP Members also SNAP Recipients	181,082	180,410	186,260	-2.78%
Percentage HIP Members SNAP Recipients	20.8%	20.8%	23.8%	-2.97
HIP Members SNAP ABAWDs	12,497	12,633	0	0%
Percentage HIP Members SNAP ABAWDs	1.4%	1.5%	0	1.4

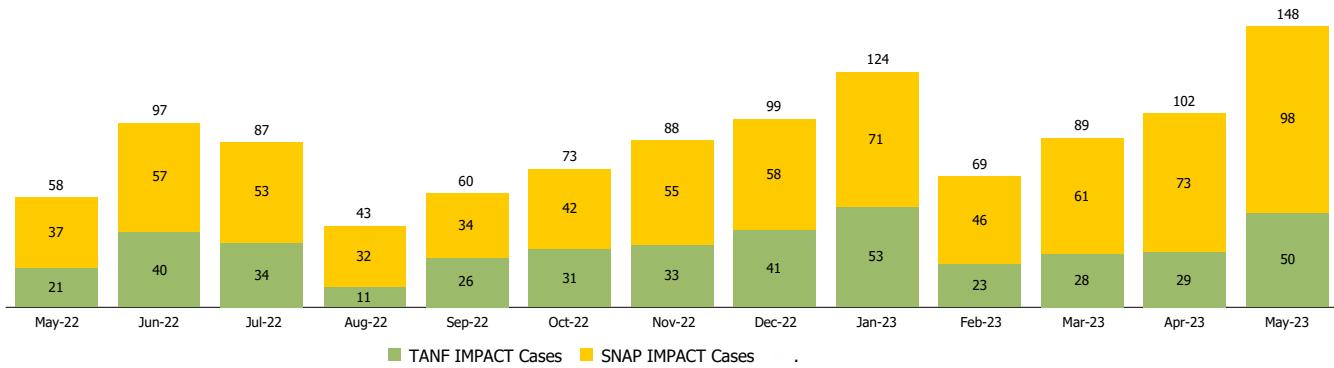
Monthly Management Report

Reporting Month: May 2023 Location: Statewide

INDIANA MANPOWER PLACEMENT AND COMPREHENSIVE TRAINING (IMPACT)

	May 2023	April 2023	May 2022	Annual Change
Number of IMPACT cases	148	102	58	155.17%
Number of TANF IMPACT adults	50	29	21	138.10%
Number of SNAP IMPACT Cases	98	73	37	164.86%
Total number of adults employed	2,564	2,175	2,730	-6.08%
Number of TANF IMPACT adults newly employed (within past 30 days)	49	32	45	8.89%
Number of SNAP IMPACT adults employed	2,515	2,143	2,685	-6.33%
Total number of adults ineligible due to employment	2,072	2,392	2,599	-20.28%
Number of TANF adults ineligible due to employment	21	26	27	-22.22%
Number of SNAP adults ineligible due to employment	2,051	2,366	2,572	-20.26%

IMPACT Caseloads
(SNAP, TANF, Total Caseload)



Note: Effective January 2022, these numbers have been adjusted to reflect only those actually participating in IMPACT.