



DEPARTMENT OF EDUCATION

Dr. Jennifer McCormick
Superintendent of Public Instruction

Working Together for Student Success

Indiana K-12 State Tuition Support Annual Report

Prepared by the Indiana Department of Education Office of School
Finance December 2020

A decorative graphic element consisting of a light blue, three-dimensional, rectangular box with a white border, positioned at the bottom of the page. The box is slightly tilted and has a shadow underneath.

FY 2016 to FY 2020

INDIANA K-12 STATE TUITION SUPPORT

School funding follows a statutory formula created and revised by the Indiana General Assembly as part of the biennium budget process, located at Indiana Code 20-43. The purpose of this report is to provide an overview of the State Tuition Support formula from fiscal year 2016-2020. It is important to keep in mind that when the Indiana General Assembly appropriates funds for State Tuition Support, the appropriation supports three different programs: 1) State Tuition Support; 2) Choice Scholarship program; and 3) the Mitch Daniels Early Graduation Scholarship program. The school funding formula only applies to State Tuition Support while the other two programs operate under different parameters. References throughout this report to school funding, State Tuition Support and school formula apply to the same.

Recent History

The school funding formula was originally designed on a calendar year basis and transitioned to a fiscal year basis during the 2012-2013 school year and then operated solely a fiscal year basis beginning with the 2013-2014 school year. The state fiscal year runs from July 1 to June 30. Prior to calendar year 2009, State Tuition Support for every school corporation was divided into a state portion and a local portion, with the local portion being funded by property taxes and the state portion being funded by the state general fund. School corporations that had a higher assessed value raised the majority of tuition support funds through property tax dollars with less financial support from the state while school corporations with a lower assessed value received greater financial support funding from the state and less funds raised through local property taxes. However, school corporations can still raise operating funds through a referendum process. In fiscal years 2009 and 2010, federal ARRA Stimulus funding supplemented State Tuition Support.

Special education preschool was included in the school formula beginning in calendar year 2009. Prior to 2009, special education preschool was funded by a mixture of a state appropriation and local property taxes. The full day kindergarten grant was included as part of the school funding formula rather than as a separate appropriation beginning in fiscal year 2014 and later rolled into the Basic Grant.

Turnaround school payments were based on the applicable public school corporation State Tuition Support grant amounts beginning in fiscal year 2013. School choice scholarships and Mitch Daniels Early Graduation Scholarships were not part of the State Tuition Support formula but were paid from the tuition support appropriation beginning in fiscal year 2012. Calculations for tuition for adult charter schools were removed from the State Tuition Support formula in fiscal year 2014 and given a separate appropriation.

State Tuition Support State Tuition Support funding was required to fit within the calendar year caps when the school formula was on a calendar year basis, as well as within the fiscal year appropriation. State law requires the Indiana Department of Education (IDOE) to distribute State Tuition Support funds in a schedule that provides at least twelve payments with one payment made at least every 40 days. (I.C. 20-43-2-1) The payment schedule was set by the State Budget Agency and the Governor's office. Beginning in fiscal year 2014, legislation allowed up to \$25 million to be transferred to tuition support from the state tuition reserve account if tuition support exceeded the appropriation and the amount of choice scholarship distributions exceeded the amount estimated for choice scholarship distributions during the legislative session. (I.C. 20-43-2-7.5)

The State Tuition Support formula has been based for many years on a foundation amount for every student. There have been several types of transition, or smoothing, methods used in the school formula. In fiscal year 2017 through fiscal year 2019, all school corporations received the foundation amount for each student as part of the Basic Tuition Support Grant. Virtual charter schools received 90% of the foundation amount. Beginning in fiscal year 2020, school corporations received the foundation amount for each nonvirtual student and 85% of foundation for each virtual student. The complexity index and English language learner calculations were incorporated into the calculation of the Basic Grant.

INDIANA K-12 STATE TUITION SUPPORT FUNDING

Since 2003, a variety of grants have been part of the school formula: an Honors Diploma Grant, a Career and Technical Grant, a Special Education Grant, a Complexity Index Grant, an At-Risk Index Grant, a Growing Enrollment Grant, a Remediation Grant, a Primetime Grant, a Restoration Grant, a Small Schools Grant, and a Kindergarten Grant.

Continuing through fiscal year 2020, there were six types of schools funded through the tuition support formula: traditional public schools, charter schools, virtual charter schools, turnaround schools, innovation network schools, and innovation network charter schools. With the exception of two innovation network charter schools, the students attending turnaround schools, innovation network schools, and innovation network charter schools were included in the funding formula as part of the calculations of the original traditional public school corporation. Funding for the turnaround school students was then withheld and transferred to the turnaround schools by the Indiana Department of Education (IDOE). Funding for the innovation network schools and the innovation network charter schools was distributed by the traditional public school corporation to which they belonged per their agreement. For purposes of this report, the funding for turnaround schools, innovation network schools, and innovation network charter schools was not reported separately but included in the funding of the original public school

corporation unless the calculations for the school were performed separately as part of the school funding formula. Indiana Code 20-43-1-23 defined a charter school as a school corporation.

Average Daily Membership (ADM)

The school funding formula used **Average Daily Membership (ADM)** for the student counts. The Average Daily Membership was a count of students enrolled and expected to be in attendance for kindergarten through grade 12 in Indiana public school corporations and all charter schools on a particular day. For public school corporations that did not offer a full-day kindergarten program, kindergarten students were counted as one-half for membership. For public school corporations that offered a full-day kindergarten program, kindergarten students counted as one for membership. The change in the manner in which full-day kindergarten students were counted in the ADM began with the fiscal year 2016 school funding formula and continued through the fiscal year 2020 formula. Enrollment differed from ADM for fiscal years 2014 to 2020 in that enrollment counted all students as 1 while ADM dual enrollment was on a full-time equivalent basis. IDOE pulls Pupil Enrollment from the Real Time data collection while ADM is collected through the membership data collection.

A single student count, taken in the fall, was used for the school formula prior to fiscal year 2014. Beginning in fiscal year 2013, two student counts were taken: one in the fall and one in the spring. Although the February 2013 count was not used for funding purposes, it was a required count. Additionally, in both fiscal year 2018 and fiscal year 2019 only the September count was used for funding the Basic and Complexity Grants. Both count dates annually required approval of the State Board of Education. For fiscal year 2020, both the fall count and the spring count were used for funding purposes.

The ADM was the sum of the following:

- **Resident Enrollment**
 - Resident enrollment for a school corporation included those students with legal settlement in, and who enrolled and attended school in the school corporation. For a charter school, resident enrollment included Indiana students who enrolled and attended an individual charter school, regardless of legal settlement. Foreign exchange students, who resided in, and attended the school corporation were also considered for resident enrollment. This does not include foreign exchange students enrolled and attending with an F-1 Visa.

- **Transfers Out**

- Transfers out for a school corporation were resident students who, for various reasons, were transferred out to another school corporation or another State. This term did not apply to charter schools. Reasons include:
 - An agreement between the corporation of legal settlement and the servicing corporation;
 - A “better accommodation” student transfer agreement under I.C. 20-26-11-5 between the corporation of legal settlement and the student’s parent(s);
 - A “better accommodation” order by the State Board of Education;

The student was served by a public or private school under a contract for residential or alternative services through the State Superintendent of Public Instruction.

- **Cash transfers**

- Cash transfers for a school corporation included students with legal settlement in another school corporation who enrolled and attended school another school corporation based on an agreement between the parent(s) and the school corporation the student attended. Cash transfers may or may not have included students whose parent(s) paid tuition to the school corporation the student attended. This term did not apply to charter schools.

- **State Obligations**

- State obligations for a school corporation included any student placed into the school corporation as a result of State action and included:
 - State placement into an institution located within the corporation that is operated by the Division of Disability, Aging, and Rehabilitative Services, or the Division of Mental Health.
 - State placement by either of the above agencies into an institution, public or private facility, a home, group home, or alternative family setting within the school corporation.
 - Student who enrolled and attended the school corporation and who were children of State employees living on State property.
- State obligations for a charter school included students who enrolled and attended the charter school and who were children of State employees living on State property.

- **Placements In**
 - For a school corporation, this included a student who enrolled and attended the school corporation as a result of placement by an Indiana county welfare office, Indiana courts, Indiana licensed child-placing agencies, or by a parent or guardian in a State licensed private or public health care facility, child care facility, or foster home located in the school corporation. This placement into the school corporation was for non-educational reasons. This term did not apply to charter schools.

- **Dual Enrollment**
 - For a school corporation or charter school, this included any student who enrolled in a public school and a nonpublic or home school, who had legal settlement in the school corporation and who received instructional services from the school corporation. These students were counted on a full-time equivalency basis, based on the number of periods served in the day by the public school and must have received 180 days of instruction.

For funding purposes, the ADM count was taken two times a year. The first count date was the second Friday after Labor Day, as established by the State Board of Education and reflected in the Board’s rule, which can be found in 511 IAC 1-3-1. This was referred to as the “fall” count and provided Basic Tuition Support and Complexity Grant funding for July through December. A second ADM count was taken on a date established by the State Board of Education for some time in February. This was referred to as the “spring” count and provided Basic Tuition Support and Complexity Grant funding for January through June.

Beginning with the fiscal year 2018 formula and continuing with the fiscal year 2019 formula, the September count of students was the only membership count used to determine Basic and Complexity Grant funding for the fiscal year. School corporations and charter schools were still required to submit a February membership count for information only. In the fiscal year 2020 formula, the “fall” membership count again provided Basic Tuition Support and Complexity Grant funding for July through December and the “spring” membership count provided Basic Tuition Support and Complexity Grant funding for January through June.

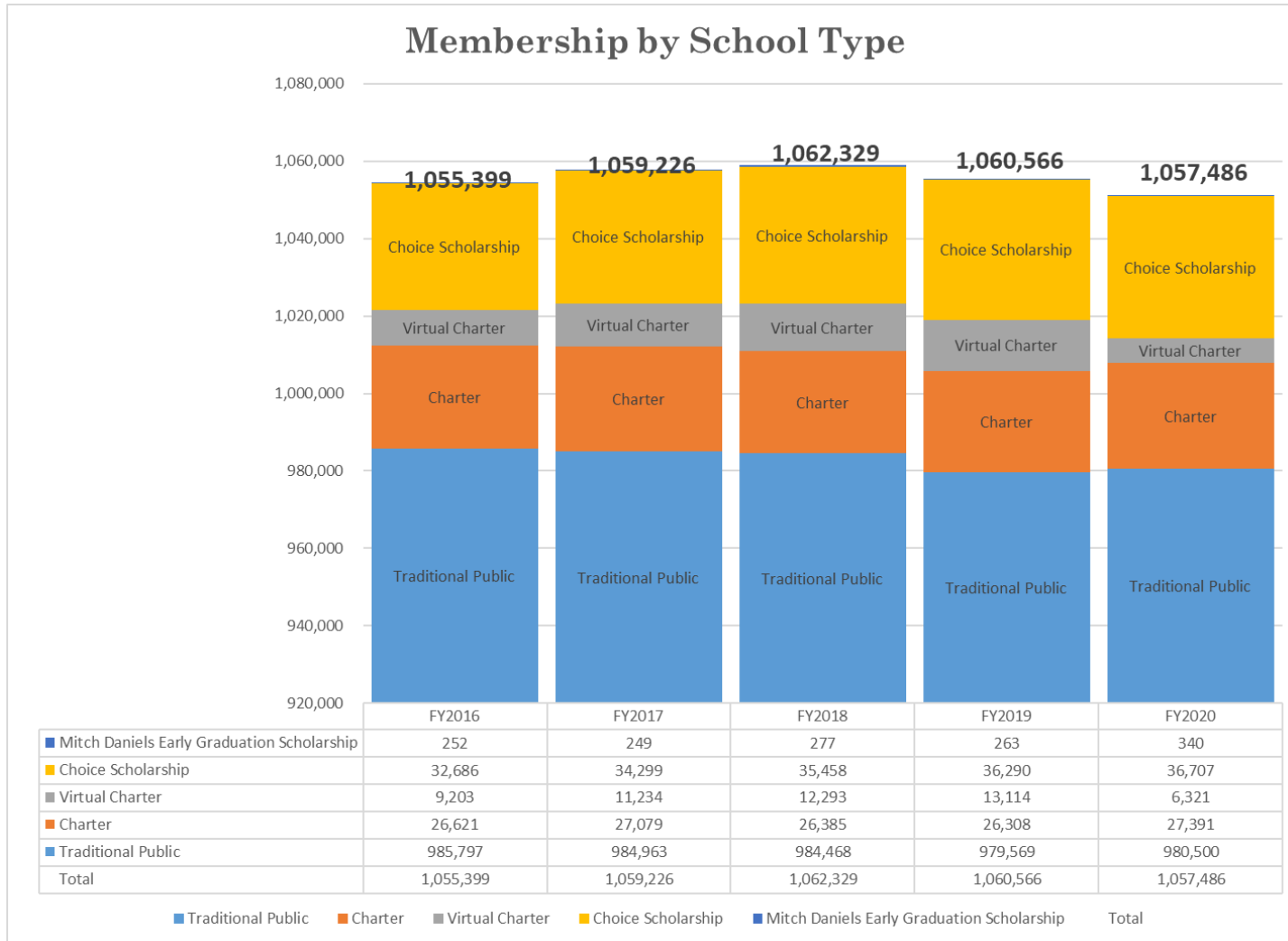
State Tuition Support amounts varied by school corporation based on student counts. The State Tuition Support formula was set by law but the grant amounts distributed to a school corporations varied based on that school’s data and the grant parameters. Current data was often collected the same year of the tuition support distribution. Estimated data was used when necessary until actual data was available. As actual data became available, IDOE adjusted the grants so that the amount the school corporation received was the same amount that would have been received if the actual data had been available immediately. This reconciliation process occurred periodically throughout the school year as new current year student data

was collected. Prior to fiscal year 2018, and again beginning in fiscal year 2020, IDOE recalculated and reconciled basic and complexity grant funding in November and April, special education funding in February, and Career and Technical Education and Honors grant funding in December. During fiscal years 2018 and 2019, IDOE reconciled Basic and Complexity Grant funding in November only. For all fiscal years, the statewide distribution of funds were required to fit within the tuition support appropriation.

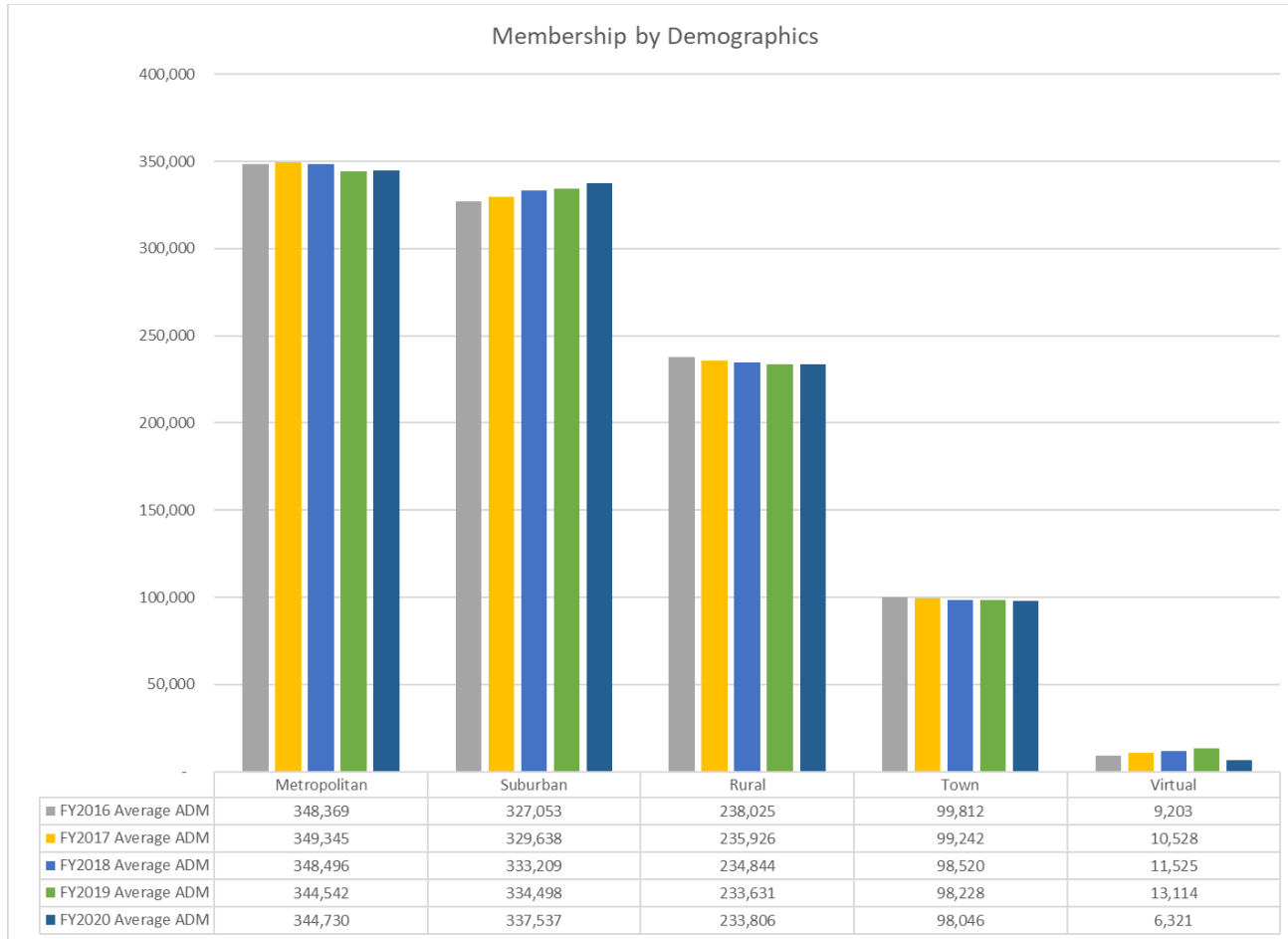
Table 1 below shows statewide membership counts for fiscal years 2016-2020.

Table 1: Average Daily Membership (ADM) and Scholarship Totals					
	FY2016	FY2017	FY2018	FY2019	FY2020
<i>School Corporation Fall ADM</i>	1,024,916	1,027,135	1,030,851	1,028,177	1,023,851
<i>School Corporation Spring ADM</i>	1,020,006	1,022,221	1,022,337	1,019,849	1,017,027
School Corporation Average ADM	1,022,461	1,024,678	1,026,594	1,024,013	1,020,439
Choice Scholarships	32,686	34,299	35,458	36,290	36,707
Mitch Daniels Early Graduation Scholarship	252	249	277	263	340
Total	1,055,399	1,059,226	1,062,329	1,060,566	1,057,486

The following chart shows statewide average membership counts for fiscal years 2016-2020.



The following chart shows the average of the fall and spring ADM by Metropolitan, Suburban, Rural, Town, and Virtual Charter, as traditionally defined by IDOE.



Appendix A provides a breakdown of the statewide totals for membership by school corporation from fiscal years 2016 through 2020.

State Tuition Support Grants

In fiscal years 2014 and 2015, the State Tuition Support formula was comprised of six grants. Beginning with fiscal year 2016, the full day kindergarten grant was removed when the student count for kindergarteners was moved from one-half to one ADM, which resulted in five grants. All State Tuition Support grants were deposited in the school corporations' general fund. Beginning January 2019, the general fund was replaced in the chart of accounts with the Education Fund for instructional expenditures and the Operations Fund for operational expenditures. State Tuition Support grants were deposited in the Education Fund. In fiscal year 2020, the calculations for foundation, complexity, and English Language Learners became part of the Basic Grant.

The fiscal year appropriations for State Tuition Support are shown in Table 2 below:

FY2016	FY2017	FY2018	FY2019	FY2020
\$6,820,300,000	\$6,980,500,000	\$7,041,000,000	\$7,160,000,000	\$7,331,500,000

Appendices B through F provide a breakdown of the State Tuition Support totals by school corporation from fiscal year 2016 through fiscal year 2020.

- 1. Basic Grant** The Basic Grant for fiscal year 2016 to fiscal year 2017 was comprised of a base amount per student, which consisted of the foundation amount plus a transition to foundation amount. The base amount per student was multiplied by the number of students to calculate the Basic Grant, based on the fall and spring ADM counts. In fiscal years 2018 and 2019, only the September count was used to calculate the Basic Grant. Beginning with fiscal year 2020, both the fall and the spring counts were again used to calculate the Basic Grant. Up until 2019, virtual charter schools received 90 percent of the foundation amount per student without a transition to foundation as part of the calculation. Charter schools were funded identically to traditional public schools with the exception of new charter schools. New charter schools were funded at the foundation amount per student beginning fiscal year 2016. The fiscal year 2017 Basic Grant was the same for all school corporations and was set at the foundation amount with the exception of virtual charter schools who received 90 percent of the foundation amount. Beginning in fiscal year 2020, the Basic Grant was comprised of several calculations, including the following
 - a. The foundation amount multiplied by the number of nonvirtual students;

- b. 85% of the foundation amount multiplied by the number of virtual students, including those virtual students attending virtual charter schools;
- c. A complexity multiplier of \$3650 multiplied by the complexity percentage and multiplied by the number of students, regardless of whether the student was virtual or non-virtual;
 - i. The complexity percentage is the larger of 1) the 2019 percentage of students who qualified for Supplemental Nutrition Assistance Program (SNAP), Temporary Assistance for Needy Families (TANF), or who received foster care services percentage or 2) the previous year complexity percentage reduced by .025.
- d. An augmentation for school corporations whose complexity percentage decreased by more 45% from the fiscal year 2017 complexity percentage and whose fiscal year 2017 percentage of English Language Learners was at least 18 percent.

Table 3 below shows the foundation amount for fiscal years 2016 to 2020.

Table 3: Foundation Amounts				
FY2016	FY2017	FY2018	FY2019	FY2020
\$4,967	\$5,088	\$5,273	\$5,352	\$5,548

Table 4 shows the amounts distributed for the Basic Grant for fiscal years 2016 to 2020.

Table 4: Basic Grant Totals				
FY2016	FY2017	FY2018	FY2019	FY2020
\$5,074,826,228	\$5,207,854,356	\$5,428,623,210	\$5,495,779,930	\$6,358,491,289

Through fiscal year 2017, IDOE reconciled the Basic Grant in November for the fall count and in April for the spring count. Between fiscal year 2018 and fiscal year 2019, the reconciliation process occurred in November only. Beginning in fiscal year 2020, IDOE once more reconciled the Base Grant in November for the fall count and April for the spring count. Specific data collection requirements for membership counts were provided in the DOE-ME Membership Report layout.

2. **Complexity Grant (fiscal year 2019 and prior)** The Complexity Grant utilizes demographic factors to provide additional funding based on the school corporation's percentage of students who met certain criteria as described for fiscal years 2014 - 2017. In fiscal year 2014, additional funding was based on the school corporation percentages of students who qualified for a free or reduced lunch in fiscal year 2013, with an additional augmentation for those school corporations with a percentage of at least 33%. In fiscal year 2015, complexity funding was based on the percentage of students eligible for free textbooks in fiscal year 2014, with an additional augmentation for those school corporations with a percentage of at least 25 percent. The complexity index for fiscal years 2016 and 2017 used the sum of the following data based on October 1, 2014 data while fiscal years 2018 and 2019 use October 1, 2016 data based on the following:
- a. The percentage of students who qualified for Supplemental Nutrition Assistance Program (SNAP), Temporary Assistance for Needy Families (TANF), or who received foster care services in fiscal year 2017; plus
 - b. An augmentation for traditional public school corporations whose complexity percentage decreased by more 45% from the fiscal year 2017 complexity index and whose fiscal year 2017 percentage of English Language Learners was at least 18 percent.

The calculation results were multiplied by \$3,489 to determine the fiscal year 2016 complexity grant and by \$3,539 to determine the fiscal year 2017 through 2019 complexity grant. Table 5 shows the amounts distributed for the Complexity Grant for fiscal years 2016 to 2019.

Beginning in fiscal year 2018, 2(a) referenced above used the percentage of students who qualified for Supplemental Nutrition Assistance Program (SNAP), Temporary Assistance for Needy Families (TANF), or who received foster care services in fiscal year 2017 as part of the calculation and the multiplier continued at \$3,539 and remained so through fiscal year 2019.

The Complexity Grant also looks at the percentage change in the complexity factor from one year to the next as well as the percentage of English Language Learner students to determine if an additional adjustment will be performed. This piece has comprised a part the fiscal year 2016 through fiscal year 2019 calculations. For fiscal year 2018 and fiscal year 2019, if a school corporation is eligible for the adjustment, additional funding at \$128 per average daily membership is provided.

Table 5: Complexity Grant Totals				
FY2016	FY2017	FY2018	FY2019	FY2020
\$891,554,291	\$887,063,363	\$768,522,710	\$763,399,098	Part of Tuition Support

As previously stated, the complexity grant reconciliation occurred at the same time as the reconciliation of the basic grant. Appendix G shows the Basic plus Complexity amounts per ADM.

3. Honors Diploma Grant The Honors Diploma Grant was based on the number of students in the previous school year who received an Academic Honors diploma or a Core 40 diploma with Technical Honors. For fiscal years 2016 and 2017, the grant provided \$1,400 for each student who, in the previous school year, received an Academic Honors diploma or a Core 40 diploma with Technical Honors and who also qualified for Supplemental Nutrition Assistance Program (SNAP), Temporary Assistance for Needy Families (TANF), or who received foster care services. The fiscal year 2017 Honors Grant also provided \$1,000 for students who received an honors diploma and did not qualify for SNAP, TANF, or receive foster care services. Indiana Code 20-43-10-2 limited use of Honors Diploma Award monies for: (1) staff training, program development, equipment and supply expenditures or other expenses related to the school's honors diploma program; or (2) programs for high ability students.

In fiscal year 2018, the grants referenced above increased to \$1,500 for each student who, in in the previous school year, received an academic honors diploma or a Core 40 diploma with Technical Honors and who also qualified for Supplemental Nutrition Assistance Program (SNAP), Temporary Assistance for Needy Families (TANF), or who received foster care services. Funding for fiscal year 2019 forward also included an Honors Grant of \$1,100 for students who received an honors diploma and did not receive SNAP, TANF, or Foster Care Services.

Table 6 shows the amounts distributed for the Honors Grant for fiscal years 2016 to 2020.

Table 6: Honors Grant Totals				
FY2016	FY2017	FY2018	FY2019	FY2020
\$24,234,800	\$24,711,200	\$28,673,200	\$29,412,400	\$30,320,900

IDOE reconciled the Honors grant in December based on students who graduated with a Core 40 with Technical Honors or Academic Honors diploma in the prior school year. Specific data collection requirements were found in the DOE-GR Graduate Report layout.

4. Special Education Grant The Special Education Grant was based on the number of special education students being served on December 1. The special education data collection was used to gather information on students receiving special education services on December 1 for the first required collection window and in April for the second required collection window for the school year. Although the second count was required, IDOE did not use the count for funding purposes but provides a count summary to the State Budget Committee by law. Schools reported the information on students with an Individualized Education Program (IEP) or Individual Service Plan (ISP) for a non-public school student. IDOE reconciles the Special Education Grant in February based on the number of students and type of exceptionality reported in December. The reconciliation schedule, set by law, adjusted the February payment for any underpayment of special education funds. For an overpayment of special education funds, IDOE adjusted the February through May special education grant payments. Specific data collection requirements were found in the DOE-SE Special Education and DOE-HB Homebound layouts.

In fiscal years 2016 and 2017, the Special Education Grant provided:

- \$8,800 for students in programs for severe disabilities
- \$2,300 for students in programs for mild and moderate disabilities
- \$500 for students in programs for communication disorders or in homebound programs
- \$2,750 for students in special education preschool programs

In fiscal year 2018, funding for a student with severe disabilities increased to \$8,976 and in fiscal year 2019, the amount increased to \$9,156 per student. In fiscal year 2020, funding for students in special education preschool programs increased to \$2,875.

Table 7 shows the amounts distributed for the Special Education Grant for fiscal years 2016 to 2020.

Table 7: Special Education Grant Totals				
FY2016	FY2017	FY2018	FY2019	FY2020
\$544,217,100	\$550,956,483	\$566,487,796	\$582,207,430	\$595,303,817

5. Career and Technical Education Grant. The Career and Technical Education Grant provided additional funding for career and technical courses. Grant amounts were based on the number of students, number of credit hours, and the rating given to the courses. The ratings consisted of high/moderate/low need and high/moderate/low wage. In fiscal years 2016, and 2017, the “other vocational programs” category of funding was divided into three categories: the number of students enrolled in an introductory career and technical course, the number of students enrolled in a foundational career and technical course, and the number of students enrolled in: an apprenticeship, a cooperative education program, or a work-based learning course.

In fiscal year 2016, and continuing for fiscal years 2017 through 2019, the Career and Technical Education Grant provided:

- \$500 for students enrolled in programs determined to be more than moderate labor market need and more than moderate wage
- \$450 for students enrolled in programs determined to be more than moderate labor market need and moderate wage or for students enrolled in programs determined to be moderate labor market need and more than moderate wage
- \$300 for students enrolled in programs determined to be more than moderate labor market need and less than moderate wage or for students enrolled in programs determined to be moderate labor market need and moderate wage or for students enrolled in programs determined to be less than moderate labor market need and more than moderate wage
- \$225 for students enrolled in programs determined to be moderate labor market need and less than moderate wage or for students enrolled in programs determined to be less than moderate labor market need and moderate wage
- \$150 for students enrolled in programs determined to be less than moderate labor market need and less than moderate wage
- \$150 for students participating in a program in which students from multiple schools were served at a common location
- \$300 for students enrolled in an introductory career and technical course
- \$150 for students enrolled in a foundational career and technical course
- \$300 for students participating in an apprenticeship, cooperative education program or work- based learning

In fiscal year 2020, the Career and Technical Education Grant provided:

- \$680 for students enrolled in High value programs
- \$400 for students enrolled in Moderate value programs
- \$200 for students enrolled in Less than moderate value programs
- \$150 for students participating in a program in which students from multiple schools were served at a common location
- \$300 for students enrolled in an introductory career and technical course
- \$150 for students enrolled in a foundational career and technical course
- \$150 for students participating in an apprenticeship, cooperative education program or work-based learning course

IDOE reconciled the Career and Technical Education Grant in November for any over or underpayment of funds. Information concerning the collection of career and technical education data was based on guidance provided by staff in the Department of Workforce Development and the State Board of Education.

Table 8 shows the amounts distributed for the Career and Technical Education Grant for fiscal years 2016 to 2020.

Table 8: Career and Technical Education Grant Totals				
FY2016	FY2017	FY2018	FY2019	FY2020
\$105,821,750	\$109,641,000	\$113,863,650	\$120,936,610	\$137,601,790

State Tuition Support. State Tuition Support was the sum of all of the grants: the Basic Grant, the Complexity Grant through fiscal year 2019, the Honors Diploma Grant, the Career and Technical Education Grant, and the Special Education Grant. State Tuition Support was not a predetermined amount, but varied by a school corporation’s formula results based on actual data counts.

An accredited nonpublic alternative school that entered into a contract with a school corporation to provide alternative education services for students who had:

- a. Dropped out of high school;

- b. Been expelled; or
- c. Been sent to the nonpublic alternative school due to the students' lack of success in the public school environment

receives the higher of the State Tuition Support per student received by the school corporation where the student legally resides or the school corporation in which the student was enrolled.

Lastly, a discussion regarding State Tuition Support funding would not be complete without mentioning “other adjustments.” Other adjustments are monthly adjustments made to the gross State Tuition Support payment to a school corporation or charter school that increases or decreases the payment. An “other adjustment” is specific to a school corporation or charter school based on the type of adjustment. It is important to note that not every school corporation has an adjusted payment. General adjustment types include:

- a) Repayment of common school or veteran loans;
- b) Medicaid recovery;
- c) Adjustments to correct incorrect data; or
- d) Other statutorily or contractually required adjustments.

Tuition Support Adjustments

Under Indiana law, the maximum amount of Tuition Support that can be paid during a state fiscal year to recipients is the amount appropriated by the State Legislature for that given fiscal year. See Indiana Code 20-43-2-2. Included in the appropriation for Tuition Support is formula funding for public and charter schools, the Mitch Daniels Early Graduation Scholarship program, and Choice Scholarships. IDOE is required to distribute funding to recipients so long as the total amount distributed does not exceed the maximum amount appropriated by the State Legislature.

If the total Tuition Support amount that is appropriated exceeds the amounts generated by the formulas in statute to recipients in a particular fiscal year, IDOE is required to revert the excess funds to the state general fund. See Indiana Code 20-43-2-1. If, however, the total amount of Tuition Support to be distributed in a particular fiscal year generated by the formulas exceeds the amount appropriated by the legislature for Tuition Support, the law requires IDOE to proportionately reduce the total amount to be distributed to recipients during the remaining months of the state fiscal year so that the total reductions equal the amount of the excess. See Indiana Code 20-43-2-3.

The proportionately reduced amount is determined by a formula found in Indiana Code 20-43-2-4 as illustrated below.

$$\text{Amount of Tuition Support that exceeds the annual appropriation} \times \frac{\text{Projected Tuition Support for a recipient}}{\text{Projected Tuition Support for all recipients}}$$

In fiscal year 2018, the calculation of Tuition Support distributions exceeded the amount appropriated for distribution. As a result, during the 2018 session of the Indiana General Assembly, I.C. 20-43-2-2 was amended to address the funding deficiency for Tuition Support. The State Budget Director determined to transfer money from the State Tuition Reserve Account to the State Tuition Support fund to cover the deficiency in appropriation. The law allows a transfer of up to the lesser of the amount needed to restore Tuition Support or \$25m in fiscal year 2018 and up to \$75m in fiscal year 2019. In fiscal year 2018, approximately \$18.3m was transferred to fully fund distribution needs and all school corporations, charter schools and eligible Choice schools received full funding for Tuition Support, Choice Scholarships and the Mitch Daniels Early Graduation Scholarship Program.

The total funding as well as the funding per student for the Basic Grant and the Complexity Grant is shown in Tables 9 through 18 below:

	No. of Corps	FY2016 Basic Grant	FY2016 Complexity Grant
Traditional Public	289	\$4,901,192,668	\$845,754,470
Charter	73	\$132,493,389	\$37,817,384
Virtual Charter	3	\$41,140,171	\$7,982,437
Total	365	\$5,074,826,228	\$891,554,291

	No. of Corps	FY2016 Basic Grant per Avg ADM	Complexity Grant per Avg ADM	FY2016 Basic Plus Complexity
Traditional Public	289	\$4,968	\$857	\$5,825
Charter	73	\$4,977	\$1,421	\$6,398
Virtual Charter	3	\$4,470	\$867	\$5,338
Total	365	\$4,963	\$872	\$5,835

Table 11: FY2017 Basic Grant and Complexity Grant by School Type

	No. of Corps	FY2017 Basic Grant	FY2017 Complexity Grant
Traditional Public	289	\$5,013,693,061	\$834,547,403
Charter	78	\$142,718,561	\$41,620,829
Virtual Charter	4	\$51,442,734	\$10,895,131
Total	371	\$5,207,854,356	\$887,063,363

Table 12: FY2017 Basic Grant and Complexity Grant per Average ADM by School Type

	No. of Corps	FY2017 Basic Grant per Avg ADM	FY2017 Complexity Grant per Avg ADM	FY2017 Basic Plus Complexity
Traditional Public	289	\$5,088	\$847	\$5,935
Charter	78	\$5,088	\$1,484	\$6,572
Virtual Charter	4	\$4,579	\$970	\$5,549
Total	371	\$5,082	\$866	\$5,948

Table 13: FY2018 Basic Grant and Complexity Grant by School Type

	No. of Corps	FY2018 Basic Grant	FY2018 Complexity Grant
Traditional Public	289	\$5,219,507,102	\$719,353,474
Charter	73	\$145,613,896	\$38,716,577
Virtual Charter	6	\$63,502,212	\$10,452,659
Total	368	\$5,428,623,210	\$768,522,710

Table 14: FY2018 Basic Grant and Complexity Grant per Fall ADM by School Type

	No. of Corps	FY2018 Basic Grant per Fall ADM	FY2018 Complexity Grant per Fall ADM	FY2018 Basic Plus Complexity
Traditional Public	289	\$5,273	\$727	\$6,000
Charter	73	\$5,273	\$1,402	\$6,675
Virtual Charter	6	\$4,746	\$781	\$5,527
Total	368	\$5,266	\$746	\$6,012

	No. of Corps	FY2019 Basic Grant	FY2019 Complexity Grant
Traditional Public	289	\$5,284,558,433	\$715,143,131
Charter	75	\$147,996,180	\$38,569,375
Virtual Charter	5	\$63,225,317	\$9,686,592
Total	369	\$5,495,779,930	\$763,399,098

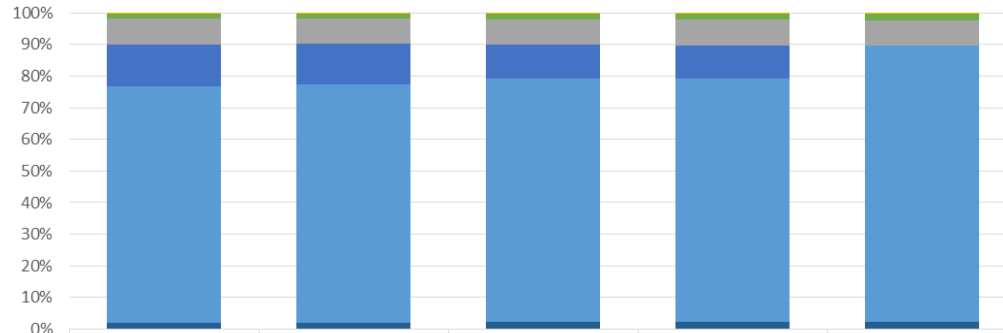
	No. of Corps	FY2019 Basic Grant per Fall ADM	FY2019 Complexity Grant per Fall ADM	FY2019 Basic Plus Complexity
Traditional Public	289	\$5,352	\$724	\$6,076
Charter	75	\$5,352	\$1,395	\$6,747
Virtual Charter	5	\$4,817	\$738	\$5,555
Total	369	\$5,345	\$742	\$6,088

	No. of Corps	FY2020 Basic Grant
Traditional Public	289	\$6,127,876,286
Charter	76	\$196,528,620
Virtual Charter	3	\$34,086,383
Total	368	\$6,358,491,289

	No. of Corps	FY2020 Basic Grant per Avg. ADM
Traditional Public	289	\$6,216
Charter	76	\$6,944
Virtual Charter	3	\$5,393
Total	368	\$6,231

Statewide, the breakdown of State Tuition Support is shown by grant/scholarship amount and percentage in Tables 19 and 20

State Tuition Support Amounts and Percentages



	FY2016	FY2017	FY2018	FY2019	FY2020
■ Honors Diploma Grant	\$24,234,800	\$24,711,200	\$28,673,200	\$29,412,400	\$30,320,900
■ Career and Technical Grant	\$105,821,750	\$109,641,000	\$113,863,650	\$120,936,610	\$137,601,790
■ Special Education Grant	\$544,217,100	\$550,956,483	\$566,487,796	\$582,207,430	\$595,303,817
■ Complexity Grant	\$891,554,291	\$887,063,363	\$768,522,710	\$763,399,098	\$0
■ Basic Grant	\$5,074,826,228	\$5,207,854,356	\$5,428,623,210	\$5,495,779,930	\$6,358,491,289
■ Mitch Daniels Early Graduation Scholarship	\$1,036,000	\$1,533,530	\$1,108,000	\$1,048,000	\$1,360,000
■ Choice Scholarships	\$134,744,301	\$146,051,106	\$153,967,952	\$161,445,100	\$172,776,490

Table 19: State Tuition Support Totals

	FY2016	FY2017	FY2018	FY2019	FY2020
Basic Grant	\$5,074,826,228	\$5,207,854,356	\$5,428,623,210	\$5,495,779,930	\$6,358,491,289
Honors Diploma Grant	\$24,234,800	\$24,711,200	\$28,673,200	\$29,412,400	\$30,320,900
Special Education Grant	\$544,217,100	\$550,956,483	\$566,487,796	\$582,207,430	\$595,303,817
Career and Technical Grant	\$105,821,750	\$109,641,000	\$113,863,650	\$120,936,610	\$137,601,790
Complexity Grant	\$891,554,291	\$887,063,363	\$768,522,710	\$763,399,098	\$0
Subtotal: State Tuition Support	\$6,640,654,169	\$6,780,226,402	\$6,906,170,566	\$6,991,735,468	\$7,121,717,796
Choice Scholarships	\$134,744,301	\$146,051,106	\$153,967,952	\$161,445,100	\$172,776,490
Mitch Daniels Early Graduation Scholarship	\$1,036,000	\$1,533,530	\$1,108,000	\$1,048,000	\$1,360,000
Grand Total	\$6,776,434,470	\$6,927,811,038	\$7,061,246,518	\$7,154,228,568	\$7,295,854,286

	FY2016	FY2017	FY2018	FY2019	FY2020
Basic Grant	74.89%	75.17%	76.88%	76.82%	87.15%
Honors Diploma Grant	0.36%	0.36%	0.41%	0.41%	0.42%
Special Education Grant	8.03%	7.95%	8.02%	8.14%	8.16%
Career and Technical Grant	1.56%	1.58%	1.61%	1.69%	1.89%
Complexity Grant	13.16%	12.80%	10.88%	10.67%	0.00%
Choice Scholarships	1.99%	2.11%	2.18%	2.26%	2.37%
Mitch Daniels Early Graduation Scholarship	0.02%	0.02%	0.02%	0.01%	0.02%
	100.00%	100.00%	100.00%	100.00%	100.00%

In the following table, the complexity percentages of school corporations were divided into 3 categories. In order to obtain the three categories, the school corporations were divided into four equal parts. The first part/quartile, those with the top 25% highest complexity percentages, was labeled “High Complexity”. The middle two parts/quartiles, i.e. the middle 50%, were combined and labeled “Mid Complexity”. The school corporations with the lowest 25% of complexity percentages were labeled “Low Complexity” as shown in Tables 21 to 26:

	No. of Corps	FY2018 Basic Grant	FY2018 Complexity Grant	FY2018 Fall ADM
High Complexity	92	\$1,383,006,500	\$352,516,426	262,527
Mid Complexity	184	\$2,412,851,137	\$328,318,264	458,678
Low Complexity	92	\$1,632,765,573	\$87,688,020	309,646
Total	368	\$5,428,623,210	\$768,522,710	1,030,851

	No. of Corps	FY2018 Basic Grant per Fall ADM	FY2018 Complexity Grant per Fall ADM	FY2018 Basic Plus Complexity
High Complexity	92	\$5,268	\$1,343	\$6,611
Mid Complexity	184	\$5,260	\$716	\$5,976
Low Complexity	92	\$5,273	\$283	\$5,556
Total	368	\$5,266	\$746	\$6,012

Table 23: FY2019 Basic Grant and Complexity Grant by Complexity

	No. of Corps	FY2019 Basic Grant	FY2019 Complexity Grant	FY2019 Fall ADM
High Complexity	93	\$1,391,923,594	\$349,007,975	260,157
Mid Complexity	184	\$2,436,934,081	\$326,470,593	456,563
Low Complexity	92	\$1,666,922,255	\$87,920,530	311,458
Total	369	\$5,495,779,930	\$763,399,098	1,028,177

Table 24: FY2019 Basic Grant and Complexity Grant per Fall ADM by Complexity

	No. of Corps	FY2019 Basic Grant per Fall ADM	FY2019 Complexity Grant per Fall ADM	FY2019 Basic Plus Complexity
High Complexity	93	\$5,350	\$1,342	\$6,692
Mid Complexity	184	\$5,338	\$715	\$6,053
Low Complexity	92	\$5,352	\$282	\$5,634
Total	369	\$5,345	\$742	\$6,088

Table 25: FY2020 Basic Grant by Complexity

	No. of Corps	FY2020 Basic Grant	FY2020 Avg ADM
High Complexity	94	\$2,027,731,960	299,252
Mid Complexity	193	\$2,630,990,849	427,210
Low Complexity	81	\$1,699,768,480	293,977
Total	368	\$6,358,491,289	1,020,439

Table 26: FY2020 Basic Grant per Average ADM by Complexity

	No. of Corps	FY2020 Basic Grant per Avg ADM
High Complexity	94	\$6,776
Mid Complexity	193	\$6,159
Low Complexity	81	\$5,782
Total	368	\$6,231

Additional Information

Every biennium budget session, the State Tuition Support formula is updated and members of the Indiana General Assembly appropriate funds for the ensuing two fiscal years. The Office of School Finance will annually update this report to reflect actual spend based on the preceding fiscal year formula output as a result of legislative changes. Because it provides the primary operating revenue for school corporations, the State Tuition Support formula provides the school governing body the majority of its operating funds to implement programs and services it feels provide the greatest benefit to students.

Data used in this report was pulled from the STN Application Center and the State Aid Application Center. For additional information related to State Tuition Support and other school finance topics, please view our website at <https://www.doe.in.gov/finance>. For questions concerning this report, please contact Melissa Ambre at mambre@doe.in.gov or Amy Pattison at apattison@doe.in.gov.

Appendix A: FY2016 to FY2020 ADM by School Corporation

Corp	Corp Name	FY2016 Fall ADM	FY2016 Spring ADM	FY2016 Average ADM	FY2017 Fall ADM	FY2017 Spring ADM	FY2017 Average ADM	FY2018 Fall ADM	FY2019 Fall ADM	FY2020 Fall NonVirtual ADM	FY2020 Fall Virtual ADM	FY2020 Spring NonVirtual ADM	FY2020 Spring Virtual ADM
9545	21st Century Charter Sch of Gary	739.00	750.00	744.50	896.00	895.00	895.50	940.00	893.00	1,220.00	-	1,153.00	-
9970	Ace Preparatory Academy	-	-	-	35.00	32.00	33.50	81.00	90.00	163.00	-	155.00	-
0015	Adams Central Community Schools	1,236.00	1,234.00	1,235.00	1,257.50	1,237.10	1,247.30	1,279.00	1,292.00	1,280.00	-	1,271.00	-
5265	Alexandria Com School Corp	1,526.00	1,465.00	1,495.50	1,569.82	1,484.82	1,527.32	1,509.80	1,521.00	1,607.00	-	1,499.00	-
9065	Allegiant Preparatory Academy Charter School	-	-	-	-	-	-	-	39.00	66.00	-	71.00	-
5275	Anderson Community School Corp	6,679.00	6,683.00	6,681.00	6,796.00	6,725.00	6,760.50	6,819.00	6,715.00	6,576.00	-	6,530.00	-
9790	Anderson Preparatory Academy	846.00	819.00	832.50	812.00	807.00	809.50	744.00	753.00	773.00	-	760.00	-
9715	Andrew Academy	-	-	-	-	-	-	-	-	-	-	-	-
9615	Andrew J Brown Academy	650.00	649.00	649.50	655.00	640.00	647.50	650.00	676.00	707.00	-	675.00	-
5470	Argos Community Schools	636.75	610.72	623.74	575.60	583.60	579.60	596.82	613.65	554.42	-	564.94	-
9685	Aspire Charter Academy	701.00	683.00	692.00	707.00	681.00	694.00	696.00	707.00	624.00	-	635.00	-
2435	Attica Consolidated Sch Corp	706.00	686.00	696.00	674.00	674.00	674.00	611.00	603.00	566.37	-	564.37	-
3315	Avon Community School Corp	9,235.50	9,221.50	9,228.50	9,392.00	9,372.00	9,382.00	9,527.50	9,749.00	9,842.00	2.00	9,846.00	9.00
9645	Avondale Meadows Academy	469.00	463.00	466.00	457.00	444.00	450.50	457.00	442.00	428.00	-	399.00	-
1315	Barr-Reeve Com Schools Inc	807.00	811.00	809.00	827.00	834.00	830.50	852.00	932.00	967.00	-	962.00	-
0365	Bartholomew Con School Corp	11,250.64	11,164.54	11,207.59	11,250.70	11,201.54	11,226.12	11,308.86	11,322.30	11,251.44	24.00	11,068.35	54.00
6895	Batesville Community Sch Corp	2,174.13	2,137.13	2,155.63	2,137.00	2,112.00	2,124.50	2,199.00	2,145.15	2,180.00	-	2,155.00	-
2260	Baugo Community Schools	1,930.25	1,907.13	1,918.69	1,911.00	1,878.00	1,894.50	1,890.00	1,885.12	1,921.00	0.12	1,915.12	-
9830	Beacon Academy	28.00	-	14.00	-	-	-	-	-	-	-	-	-
5380	Beech Grove City Schools	3,086.26	3,068.26	3,077.26	3,170.58	3,176.15	3,173.37	3,215.00	3,033.00	2,996.35	-	2,953.41	-
0395	Benton Community School Corp	1,856.00	1,824.01	1,840.01	1,862.00	1,829.00	1,845.50	1,831.00	1,755.00	1,718.00	-	1,711.00	-
0515	Blackford County Schools	1,730.00	1,727.00	1,728.50	1,696.00	1,702.00	1,699.00	1,665.00	1,578.09	1,564.19	-	1,571.19	-
2920	Bloomfield School District	856.00	853.50	854.75	829.00	827.12	828.06	846.13	816.00	810.51	-	805.93	-
9835	Bloomington Project School	277.00	276.00	276.50	278.00	278.00	278.00	279.00	279.00	280.00	-	278.00	-
3405	Blue River Valley Schools	630.00	615.00	622.50	624.00	624.00	624.00	650.00	654.00	612.00	-	609.00	-
5480	Bremen Public Schools	1,514.17	1,502.42	1,508.30	1,488.67	1,473.55	1,481.11	1,487.68	1,492.28	1,463.80	-	1,448.80	-
0670	Brown County School Corporation	1,971.79	1,928.14	1,949.97	1,867.53	1,878.53	1,873.03	1,878.88	1,786.23	1,760.29	-	1,735.40	-
3305	Brownsburg Community Sch Corp	8,198.00	8,163.00	8,180.50	8,408.00	8,388.00	8,398.00	8,670.00	8,922.00	9,216.50	-	9,266.50	-
3695	Brownstown Cnt Com Sch Corp	1,671.00	1,672.00	1,671.50	1,585.12	1,574.12	1,579.62	1,597.00	1,587.00	1,572.00	-	1,525.00	-
9620	Burriss Laboratory School	630.00	630.00	630.00	644.00	635.00	639.50	670.00	669.00	673.00	-	665.00	-
3455	C A Beard Memorial School Corp	1,165.00	1,170.00	1,167.50	1,138.00	1,111.00	1,124.50	1,092.00	1,043.90	1,018.95	-	1,025.58	-
9725	Canaan Community Academy	110.00	107.00	108.50	87.00	88.00	87.50	103.00	124.00	148.00	1.00	141.00	-
6340	Cannelton City Schools	236.00	236.00	236.00	244.00	242.00	243.00	243.00	255.00	252.00	-	244.00	-
9880	Career Academy at South Bend	252.00	246.00	249.00	266.00	266.23	266.12	301.00	305.00	345.00	-	322.00	-
9965	Career Academy Middle School	380.00	378.00	379.00	401.00	404.00	402.50	328.00	348.00	370.00	-	345.00	-
3060	Carmel Clay Schools	15,854.67	15,841.49	15,848.08	15,941.51	15,935.51	15,938.51	16,033.69	16,211.25	16,513.17	-	16,492.61	-
9755	Carpe Diem - Meridian Campus	198.00	172.00	185.00	132.00	123.00	127.50	-	-	-	-	-	-
9710	Carpe Diem Northwest	60.00	108.00	84.00	161.00	148.00	154.50	222.00	-	-	-	-	-
9630	Carpe Diem Shadeland	68.00	88.00	78.00	72.00	47.00	59.50	-	-	-	-	-	-
0750	Carroll Consolidated Sch Corp	1,133.00	1,124.00	1,128.50	1,121.00	1,114.00	1,117.50	1,086.00	1,089.00	1,068.00	-	1,083.00	-
2650	Caston School Corporation	721.00	706.00	713.50	693.00	693.00	693.00	672.00	669.00	683.00	-	687.00	-
4205	Center Grove Com Sch Corp	7,924.00	7,921.00	7,922.50	8,083.00	8,038.00	8,060.50	8,275.00	8,424.00	8,750.00	-	8,740.00	-
8360	Centerville-Abington Com Schs	1,715.00	1,693.00	1,704.00	1,687.00	1,681.00	1,684.00	1,731.00	1,741.00	1,746.00	-	1,725.00	-
6055	Central Noble Com School Corp	1,232.14	1,236.14	1,234.14	1,223.00	1,198.00	1,210.50	1,194.15	1,226.03	1,254.13	-	1,235.13	-
9445	Charles A Tindley Accelerated Schl	260.00	249.00	254.50	274.00	272.00	273.00	299.00	235.00	348.00	-	336.00	-
9310	Charter School of the Dunes	502.00	463.00	482.50	465.00	472.00	468.50	561.00	607.00	658.00	-	637.00	-
9380	Christel House Academy South	641.00	630.00	635.50	719.00	697.00	708.00	660.00	664.00	676.00	-	663.00	-
9395	Christel House Academy West	198.00	190.00	194.00	266.00	260.00	263.00	323.00	377.00	436.00	-	436.00	-
9150	Circle City Preparatory Academy	-	-	-	-	-	-	78.00	131.00	177.00	-	174.00	-
4145	Clark-Pleasant Com School Corp	6,372.43	6,387.65	6,380.04	6,454.59	6,389.59	6,422.09	6,546.12	6,633.59	6,748.65	-	6,716.35	-
1000	Clarksville Com School Corp	1,385.30	1,333.84	1,359.57	1,394.39	1,363.00	1,378.70	1,370.96	1,328.49	1,351.92	-	1,331.46	-
1125	Clay Community Schools	4,216.75	4,200.26	4,208.51	4,159.08	4,115.52	4,137.30	4,115.96	4,103.62	4,075.00	-	4,002.53	-
1150	Clinton Central School Corp	972.00	968.00	970.00	929.00	937.00	933.00	906.50	875.00	867.00	-	865.00	-
1160	Clinton Prairie School Corp	1,120.00	1,107.00	1,113.50	1,188.00	1,170.00	1,179.00	1,208.00	1,256.00	1,214.00	-	1,199.00	-
6750	Cloverdale Community Schools	1,168.00	1,153.00	1,160.50	1,176.00	1,157.00	1,166.50	1,105.00	1,079.00	1,052.00	-	1,032.00	-
9320	Community Montessori Inc	545.00	541.50	543.25	541.00	543.00	542.00	542.00	542.00	540.00	-	533.00	-
1170	Community Schools of Frankfort	3,129.00	3,156.00	3,142.50	3,144.00	3,078.10	3,111.05	3,110.13	3,126.22	3,126.58	-	3,134.58	-
2270	Concord Community Schools	5,306.35	5,345.35	5,325.85	5,371.94	5,324.94	5,348.44	5,264.41	5,341.50	5,236.42	-	5,138.94	-
2440	Covington Community Sch Corp	905.00	902.00	903.50	889.00	883.00	886.00	890.00	845.00	829.00	-	830.00	-
1900	Cowan Community School Corp	769.00	762.00	765.50	796.00	794.00	795.00	819.00	810.00	802.00	-	803.00	-
1300	Crawford Co Com School Corp	1,522.86	1,503.07	1,512.97	1,469.86	1,481.00	1,475.43	1,464.00	1,435.47	1,439.41	-	1,405.41	-
5855	Crawfordsville Com Schools	2,365.03	2,350.03	2,357.53	2,423.03	2,388.03	2,405.53	2,430.03	2,455.00	2,459.00	30.00	2,399.00	35.00
3710	Crothersville Community Schools	488.00	470.00	479.00	466.00	464.00	465.00	444.00	411.00	421.00	-	421.00	-
4660	Crown Point Community Sch Corp	8,285.00	8,249.00	8,267.00	8,363.81	8,308.81	8,336.31	8,452.35	8,633.02	8,726.08	-	8,750.08	-
5455	Culver Community Schools Corp	832.10	827.10	829.60	778.10	766.22	772.16	747.10	767.33	765.20	-	749.20	8.00
1940	Daleville Community Schools	941.00	933.00	937.00	934.00	943.00	938.50	948.00	963.00	979.00	-	983.00	-
9920	Damar Charter Academy	165.00	163.00	164.00	165.00	165.00	165.00	195.00	194.00	193.00	-	195.00	-
3325	Danville Community School Corp	2,508.34	2,492.27	2,500.31	2,463.24	2,475.56	2,469.40	2,477.87	2,522.17	2,494.19	-	2,455.05	-

Note that total ADM counts for school corporations 5385 and 4690 include innovation network charter schools and turnaround academies.

Appendix A: FY2016 to FY2020 ADM by School Corporation

Corp	Corp Name	FY2016 Fall	FY2016	FY2016	FY2017 Fall	FY2017 Spring	FY2017	FY2018 Fall	FY2019 Fall	FY2020 Fall	FY2020 Fall	FY2020 Spring	FY2020 Spring
		ADM	Spring ADM	Average ADM	ADM	ADM	Average ADM	ADM	ADM	NonVirtual ADM	Virtual ADM	NonVirtual ADM	Virtual ADM
1655	Decatur County Com Schools	2,026.00	2,032.00	2,029.00	1,970.00	1,967.00	1,968.50	1,983.00	1,949.00	1,924.00	-	1,918.00	-
1835	DeKalb Co Ctl United Sch Dist	3,629.00	3,609.00	3,619.00	3,609.00	3,570.00	3,589.50	3,491.00	3,527.00	3,494.00	1.00	3,473.06	2.00
1805	DeKalb Co Eastern Com Sch Dist	1,531.00	1,530.00	1,530.50	1,397.00	1,375.00	1,386.00	1,455.00	1,416.00	1,373.00	-	1,362.00	-
1875	Delaware Community School Corp	2,564.00	2,566.00	2,565.00	2,624.00	2,636.00	2,630.00	2,669.00	2,661.00	2,670.00	-	2,628.00	-
0755	Delphi Community School Corp	1,441.94	1,430.44	1,436.19	1,423.96	1,405.46	1,414.71	1,424.50	1,388.50	1,387.00	-	1,407.00	-
9870	Discovery Charter School	506.00	502.00	504.00	515.00	509.00	512.00	533.00	534.00	535.00	-	537.00	-
9795	Dr Robert H Faulkner Academy	130.00	124.00	127.00	120.00	112.00	116.00	85.00	93.00	-	-	-	-
9950	Dugger Ch Sch	231.00	238.00	234.50	307.00	315.00	311.00	348.00	398.00	501.00	-	506.00	-
6470	Duneland School Corporation	5,861.00	5,823.00	5,842.00	5,858.00	5,809.00	5,833.50	5,840.00	5,872.00	5,875.00	-	5,848.00	-
8690	Dynamic Minds Academy	-	-	-	-	-	-	-	-	112.00	-	122.00	-
9405	Early Career Academy	15.00	10.00	12.50	-	-	-	-	-	-	-	-	-
0255	East Allen County Schools	9,347.16	9,306.14	9,326.65	9,451.62	9,425.39	9,438.51	9,687.88	9,796.74	9,862.39	-	9,764.96	-
9595	East Chicago Lighthouse Charter	432.00	433.00	432.50	450.00	441.00	445.50	499.00	495.00	500.00	-	500.00	-
9555	East Chicago Urban Enterprise Acad	423.00	421.00	422.00	433.00	416.00	424.50	420.00	415.00	409.00	-	404.00	-
2725	East Gibson School Corporation	927.50	923.00	925.25	895.00	871.00	883.00	871.00	855.00	805.00	-	800.00	-
6060	East Noble School Corp	3,630.00	3,635.00	3,632.50	3,669.00	3,675.00	3,672.00	3,617.80	3,570.08	3,478.72	31.00	3,431.00	29.00
6510	East Porter County School Corp	2,459.00	2,467.00	2,463.00	2,500.00	2,499.00	2,499.50	2,547.00	2,509.00	2,484.00	-	2,468.00	-
8215	East Washington School Corp	1,463.49	1,473.49	1,468.49	1,440.00	1,424.00	1,432.00	1,426.00	1,414.00	1,412.44	5.00	1,371.44	5.00
2815	Eastbrook Community Sch Corp	1,552.00	1,539.00	1,545.50	1,586.00	1,569.00	1,577.50	1,614.43	1,619.03	1,585.39	-	1,562.09	-
2940	Eastern Greene Schools	1,250.05	1,212.55	1,231.30	1,172.00	1,164.00	1,168.00	1,143.00	1,149.00	1,093.00	-	1,081.00	-
3145	Eastern Hancock Co Com Sch Corp	1,190.00	1,190.00	1,190.00	1,208.00	1,224.00	1,216.00	1,215.00	1,196.00	1,183.00	-	1,190.00	-
3480	Eastern Howard School Corp	1,504.00	1,478.00	1,491.00	1,487.00	1,489.00	1,488.00	1,489.00	1,499.00	1,557.00	-	1,554.00	-
6620	Eastern Pulaski Com Sch Corp	1,275.00	1,265.00	1,270.00	1,262.00	1,225.00	1,243.50	1,287.00	1,233.26	1,195.26	-	1,151.91	1.00
4215	Edinburg Community Sch Corp	904.00	879.00	891.50	866.00	852.00	859.00	817.00	824.00	814.00	-	812.00	-
2305	Elkhart Community Schools	12,771.75	12,831.58	12,801.67	12,584.52	12,563.03	12,573.78	12,572.32	12,203.52	12,006.31	100.00	11,931.96	141.00
5280	Elwood Community School Corp	1,512.00	1,482.50	1,497.25	1,501.00	1,449.00	1,475.00	1,473.00	1,428.00	1,377.00	-	1,389.00	-
5910	Eminence Community School Corp	362.00	373.00	367.50	357.00	372.00	364.50	360.00	347.10	347.10	-	327.10	-
9365	Enlace Academy	-	-	-	366.00	364.00	365.00	-	-	-	-	-	-
7995	Evansville Vanderburgh Sch Corp	22,235.66	22,057.49	22,146.58	22,214.68	21,930.18	22,072.43	22,190.25	22,017.07	21,923.63	107.00	21,844.11	82.00
2155	Fairfield Community Schools	2,115.64	2,110.75	2,113.20	2,141.41	2,140.56	2,140.99	2,155.90	2,186.01	2,204.67	1.00	2,204.28	-
9370	Fall Creek Academy	-	-	-	-	-	-	-	-	-	-	-	-
2395	Fayette County School Corp	3,454.83	3,402.36	3,428.60	3,410.18	3,348.18	3,379.18	3,292.18	3,250.56	3,184.49	-	3,149.49	-
9390	Flanner House Elementary School	-	-	-	-	-	-	-	-	-	-	-	-
0370	Flat Rock-Hawcreek School Corp	840.00	842.00	841.00	858.00	861.00	859.50	884.00	903.00	942.00	-	951.00	-
0235	Fort Wayne Community Schools	28,603.88	28,392.40	28,498.14	28,505.32	28,442.84	28,474.08	28,590.32	28,537.20	28,538.92	-	28,261.44	-
4225	Franklin Community School Corp	5,071.58	5,038.87	5,055.23	5,078.87	4,999.44	5,039.16	5,096.99	5,045.78	5,050.85	-	4,984.86	-
2475	Franklin County Com Sch Corp	2,522.96	2,477.66	2,500.31	2,451.78	2,384.32	2,418.05	2,321.00	2,223.00	2,133.00	19.00	2,111.00	7.00
5310	Franklin Township Com Sch Corp	8,993.00	8,993.00	8,993.00	9,098.00	9,051.00	9,074.50	9,297.50	9,552.00	10,119.00	-	10,051.00	-
5245	Frankton-Lapel Community Schs	3,032.00	3,041.00	3,036.50	3,042.55	3,011.55	3,027.05	3,032.50	3,032.00	3,002.00	18.00	3,003.00	-
7605	Fremont Community Schools	924.44	929.22	926.83	924.10	923.12	923.61	955.53	974.00	979.48	-	966.96	-
8525	Frontier School Corporation	712.00	715.00	713.50	671.00	668.00	669.50	674.00	666.18	653.26	-	655.26	-
1820	Garrett-Keyser-Butler Com	1,798.00	1,789.00	1,793.50	1,794.24	1,772.24	1,783.24	1,788.00	1,764.00	1,776.00	-	1,774.00	-
4690	Gary Community School Corp	6,566.00	6,493.00	6,529.50	5,856.00	5,951.00	5,903.50	5,275.00	5,056.00	4,768.00	14.00	4,756.00	30.00
9535	Gary Lighthouse Charter School	1,498.00	1,504.00	1,501.00	1,507.00	1,497.00	1,502.00	1,539.00	1,422.00	1,354.00	-	1,338.00	-
9885	Gary Middle College	167.00	121.00	144.00	157.00	143.00	150.00	51.00	146.00	114.00	-	119.00	-
9070	Gary Middle College West	-	-	-	-	-	-	-	74.00	97.00	-	86.00	-
9665	Geist Montessori Academy	352.00	360.00	356.00	379.00	369.00	374.00	373.00	379.00	366.00	-	350.00	-
2315	Goshen Community Schools	6,570.12	6,547.53	6,558.83	6,514.82	6,471.82	6,493.32	6,572.00	6,530.00	6,571.00	-	6,496.21	-
1010	Greater Clark County Schools	10,223.95	10,193.05	10,208.50	10,272.30	10,221.20	10,246.75	10,115.15	10,095.95	10,144.20	16.00	10,042.75	28.00
2120	Greater Jasper Con Schs	3,200.00	3,197.00	3,198.50	3,167.00	3,139.00	3,153.00	3,128.00	3,129.00	3,168.00	-	3,147.00	-
6755	Greencastle Community Sch Corp	1,932.00	1,917.00	1,924.50	1,864.26	1,841.26	1,852.76	1,861.13	1,842.13	1,790.00	-	1,757.00	-
3125	Greenfield-Central Com Schools	4,499.06	4,496.06	4,497.56	4,491.22	4,479.24	4,485.23	4,526.63	4,459.38	4,417.48	2.00	4,390.07	-
1730	Greensburg Community Schools	2,229.03	2,200.12	2,214.58	2,222.20	2,197.03	2,209.62	2,150.00	2,131.00	2,098.00	19.00	2,097.00	15.00
4245	Greenwood Community Sch Corp	3,797.00	3,772.00	3,784.50	3,856.00	3,904.00	3,880.00	4,004.00	3,988.90	3,996.00	-	3,952.00	-
4700	Griffith Public Schools	2,359.00	2,378.00	2,368.50	2,455.00	2,393.00	2,424.00	2,416.00	2,412.00	2,252.00	-	2,222.00	-
7610	Hamilton Community Schools	379.00	371.00	375.00	329.00	326.00	327.50	282.00	287.00	290.00	-	298.00	-
3025	Hamilton Heights School Corp	2,254.90	2,256.09	2,255.50	2,279.18	2,250.64	2,264.91	2,259.62	2,240.01	2,251.97	-	2,229.94	-
3005	Hamilton Southeastern Schools	20,830.00	20,776.29	20,803.15	21,114.46	21,144.60	21,129.53	21,347.99	21,484.62	21,807.88	-	21,873.02	-
9705	Hammond Academy of Science & Tech	553.00	539.00	546.00	553.00	538.00	545.50	538.00	553.00	569.00	-	554.00	-
4580	Hanover Community School Corp	2,151.00	2,157.15	2,154.08	2,203.00	2,172.00	2,187.50	2,279.00	2,381.26	2,443.00	1.00	2,464.00	1.00
9990	Heritage Inst of Arts and Tech	-	-	-	148.00	177.00	162.50	227.00	161.00	251.00	-	209.00	-
9650	Herron Charter	764.00	768.00	766.00	831.00	835.00	833.00	-	-	-	-	-	-
9865	Hoosier Acad Virtual Charter	3,691.00	3,779.00	3,735.00	3,367.00	2,955.00	3,161.00	1,677.00	-	-	-	-	-
9805	Hoosier Academy - Indianapolis	244.00	254.00	249.00	247.00	210.00	228.50	196.00	185.00	110.00	-	128.00	-
9655	Hope Academy	26.00	22.00	24.00	25.00	39.00	32.00	27.00	27.00	30.00	-	25.00	-
3625	Huntington Co Com Sch Corp	5,300.88	5,247.88	5,274.38	5,175.36	5,135.36	5,155.36	5,098.59	5,006.83	4,999.38	-	4,946.25	-
9850	Imagine Life Sciences Acad - West	474.00	454.00	464.00	-	-	-	-	-	-	-	-	-
9625	IN Acad for Sci Math Humanities	315.00	310.00	312.50	334.00	317.00	325.50	321.00	307.00	240.00	-	224.00	-

Appendix A: FY2016 to FY2020 ADM by School Corporation

Corp	Corp Name	FY2016 Fall ADM	FY2016 Spring ADM	FY2016 Average ADM	FY2017 Fall ADM	FY2017 Spring ADM	FY2017 Average ADM	FY2018 Fall ADM	FY2019 Fall ADM	FY2020 Fall NonVirtual ADM	FY2020 Fall Virtual ADM	FY2020 Spring NonVirtual ADM	FY2020 Spring Virtual ADM
9505	IN Agriculture and Technology Ch School									129.00	192.00	213.00	-
9035	actions Career Academy HS Virtual Charter School	-	-	-	-	-	-	68.00	309.00	-	-	364.00	343.00
9435	Indiana Achievement Academy	-	-	-	-	-	-	-	-	-	-	-	-
9490	Indiana College Preparatory School	304.00	296.00	300.00	262.00	198.00	230.00	246.00	-	-	-	-	-
9905	Indiana Connections Academy	3,733.00	4,009.00	3,871.00	4,028.00	4,106.00	4,067.00	4,499.00	4,786.00	-	4,883.00	-	5,324.00
9765	Indiana Cyber Charter Sch Inc	-	-	-	-	-	-	-	-	-	-	-	-
9375	Indiana Math and Science Acad South	284.00	253.00	268.50	198.00	202.00	200.00	-	-	-	-	-	-
9785	Indiana Math and Science Academy	524.50	540.00	532.25	596.00	574.50	585.25	589.00	567.00	576.00	-	562.00	-
9895	Indiana Math Science Academy North	677.00	666.00	671.50	559.00	546.00	552.50	674.50	689.00	696.00	-	679.00	-
9155	Indiana Virtual Pathways Academy	-	-	-	-	-	-	2,972.00	6,232.00	-	-	-	-
9890	Indiana Virtual School	1,285.00	1,909.00	1,597.00	2,910.00	3,690.00	3,300.00	3,381.00	988.00	-	-	-	-
9780	Indianapolis Acad of Excel -Chng Fnd Aca	92.00	80.00	86.00	94.00	95.00	94.50	131.00	146.00	-	-	-	-
9770	Indianapolis Lighthouse East	215.00	212.00	213.50	277.00	272.00	274.50	376.00	359.00	-	-	-	-
9670	Indianapolis Metropolitan High School	260.00	262.00	261.00	269.00	271.00	270.00	284.00	234.00	269.00	-	268.00	-
8685	PLA at George H Fisher School 93									464.00	-	450.00	-
8810	CSUSA Howe	545.00	524.00	534.50	534.00	505.00	519.50	490.00	566.00	597.00	-	510.00	-
8815	CSUSA Manual	707.00	673.00	690.00	698.00	645.00	671.50	725.00	696.00	632.00	-	594.00	-
8825	CSUSE Donnan	350.00	370.00	360.00	384.00	382.00	383.00	348.00	300.00	178.00	-	170.00	-
9010	Ignite							498.00	544.00	405.00	-	408.00	-
9015	Purdue Polytech							154.00	259.00	366.00	-	367.00	-
9040	Avondale Meadows MS							92.00	184.00	167.00	-	164.00	-
9090	Matchbook Learning INCS								560.00	609.00	-	612.00	-
9095	Urban Act Academy INCS								343.00	318.00	-	350.00	-
9115	Kindezi				164.00	182.00	173.00	219.00	276.00	360.00	-	392.00	-
9135	KIPP Indy Legacy High									121.00	-	122.00	-
9145	Riverside HS							139.00	289.00	350.00	-	349.00	-
9365	Enlace Academy	276.00	285.00	280.50				423.00	496.00	573.00	-	571.00	-
9650	Herron Charter							862.00	898.00	953.00	-	942.00	-
9975	Global Prep				260.00	260.00	260.00	333.00	478.00	627.00	-	594.00	-
9400	KIPP Indpls College Preparatory	381.00	356.00	368.50									
9410	KIPP Indy Unite Elementary	193.00	189.00	191.00									
5385	Indianapolis Public Schools Excluding INS and TSC	28,527.00	28,674.00	28,600.50	27,907.00	28,093.00	28,000.00	26,929.00	24,818.00	24,707.00	-	24,567.50	10.00
9400	KIPP Indpls College Preparatory	-	-	-	306.00	304.00	305.00	303.00	295.00	298.00	-	292.00	-
9410	KIPP Indy Unite Elementary	-	-	-	302.00	297.00	299.50	402.00	508.00	624.00	-	608.00	-
9575	Indpls Lighthouse Charter School	921.00	917.00	919.00	908.00	899.00	903.50	921.00	889.00	937.00	-	906.00	-
9120	Insight School of Indiana	-	-	-	651.00	761.00	706.00	784.00	811.00	-	837.00	-	890.00
9735	Inspire Academy	181.00	174.00	177.50	176.00	172.50	174.25	198.00	174.00	182.00	-	164.00	-
9860	International School of Columbus	-	-	-	-	-	-	-	-	-	-	-	-
8675	Invent Learning Hub	-	-	-	-	-	-	-	-	117.00	-	98.00	-
9330	Irvington Community School	1,045.00	1,020.00	1,032.50	1,029.00	1,011.00	1,020.00	1,011.00	986.00	1,034.00	-	1,019.00	-
6900	Jac-Cen-Del Community Sch Corp	858.00	857.00	857.50	857.00	849.00	853.00	841.00	818.00	809.00	7.00	800.00	6.00
3945	Jay School Corp	3,452.00	3,425.00	3,438.50	3,379.34	3,357.84	3,368.59	3,266.05	3,129.98	3,146.00	-	3,121.00	7.00
4015	Jennings County Schools	4,392.34	4,324.48	4,358.41	4,355.18	4,256.18	4,305.68	4,183.88	4,164.60	4,137.59	-	4,070.31	-
7150	John Glenn School Corporation	1,887.00	1,885.00	1,886.00	1,901.00	1,892.00	1,896.50	1,928.00	1,960.00	2,008.00	-	1,999.00	-
9495	Joshua Academy	226.00	225.00	225.50	167.00	166.00	166.50	187.00	200.50	247.00	-	227.00	-
3785	Kankakee Valley School Corp	3,438.00	3,408.00	3,423.00	3,405.00	3,376.00	3,390.50	3,368.00	3,314.00	3,359.00	-	3,280.00	-
7525	Knox Community School Corp	1,888.00	1,886.00	1,887.00	1,904.00	1,854.00	1,879.00	1,843.37	1,793.37	1,766.37	-	1,753.37	-
3500	Kokomo School Corporation	5,941.80	5,937.66	5,939.73	5,851.29	5,777.86	5,814.58	5,737.91	5,663.82	5,462.82	-	5,383.82	-
7855	Lafayette School Corporation	7,320.00	7,238.00	7,279.00	7,229.75	7,268.53	7,249.14	7,445.17	7,513.93	7,536.54	-	7,444.05	-
4615	Lake Central School Corp	9,456.58	9,388.50	9,422.54	9,414.00	9,389.50	9,401.75	9,404.00	9,459.00	9,414.00	-	9,365.00	-
4650	Lake Ridge Schools	1,955.00	1,919.00	1,937.00	1,884.00	1,883.00	1,883.50	1,870.00	1,810.00	1,720.00	-	1,657.00	-
4680	Lake Station Community Schools	1,429.00	1,390.00	1,409.50	1,307.00	1,287.00	1,297.00	1,231.00	1,211.00	1,247.00	-	1,210.00	-
4535	Lakeland School Corporation	2,128.00	2,080.00	2,104.00	2,015.00	1,990.00	2,002.50	1,925.50	1,867.00	1,696.00	1.00	1,679.00	-
3160	Lanesville Community School Corp	725.98	727.12	726.55	750.02	745.00	747.51	770.28	764.30	740.00	-	744.00	-
4945	LaPorte Community School Corp	6,224.00	6,167.00	6,195.50	6,180.00	6,143.00	6,161.50	6,067.00	5,992.00	6,012.00	25.00	5,934.00	-
1620	Lawrenceburg Com School Corp	2,002.00	1,989.00	1,995.50	1,989.00	1,995.00	1,992.00	2,049.00	2,038.72	2,054.21	-	2,030.21	-
0665	Lebanon Community School Corp	3,525.92	3,508.46	3,517.19	3,457.23	3,448.00	3,452.62	3,485.00	3,434.00	3,388.00	-	3,346.00	17.00
1895	Liberty-Perry Com School Corp	1,173.00	1,173.00	1,173.00	1,208.00	1,195.00	1,201.50	1,228.00	1,195.00	1,204.00	-	1,202.00	-
2950	Linton-Stockton School Corp	1,440.14	1,400.00	1,420.07	1,423.50	1,401.00	1,412.25	1,414.00	1,371.00	1,369.00	-	1,348.00	-
0875	Logansport Community Sch Corp	4,145.15	4,080.65	4,112.90	4,142.26	4,099.15	4,120.71	4,155.00	4,186.43	4,227.43	5.00	4,158.67	4.00
5525	Loogootee Community Sch Corp	847.00	846.50	846.75	811.00	803.00	807.00	818.00	842.00	788.00	5.00	790.00	5.00
8445	M S D Bluffton-Harrison	1,569.46	1,558.46	1,563.96	1,571.69	1,545.46	1,558.58	1,597.87	1,615.46	1,643.66	-	1,652.35	-
6460	M S D Boone Township	1,197.00	1,207.00	1,202.00	1,162.00	1,145.00	1,153.50	1,127.00	1,148.00	1,125.00	-	1,115.00	-
5300	M S D Decatur Township	6,135.00	6,138.00	6,136.50	6,351.00	6,421.00	6,386.00	6,713.00	6,651.01	6,648.00	-	6,708.01	-
5330	M S D Lawrence Township	15,250.81	15,274.81	15,262.81	15,485.11	15,554.25	15,519.68	15,764.50	15,565.25	15,575.50	122.00	15,558.50	198.00
5925	M S D Martinsville Schools	4,873.00	4,765.00	4,819.00	4,602.00	4,557.00	4,579.50	4,488.00	4,301.00	4,227.39	-	4,176.39	-
6590	M S D Mount Vernon	2,056.25	2,042.25	2,049.25	2,066.04	2,026.60	2,046.32	2,033.41	1,985.57	2,016.88	-	2,003.18	-
6600	M S D North Posey Co Schools	1,417.13	1,415.13	1,416.13	1,409.13	1,388.13	1,398.63	1,406.13	1,396.00	1,408.10	-	1,376.10	-

* Innovation Network Charter School or Turnaround School combined with IPS for tuition support calculations

Appendix A: FY2016 to FY2020 ADM by School Corporation

Corp	Corp Name	FY2016 Fall ADM	FY2016 Spring ADM	FY2016 Average ADM	FY2017 Fall ADM	FY2017 Spring ADM	FY2017 Average ADM	FY2018 Fall ADM	FY2019 Fall ADM	FY2020 Fall NonVirtual ADM	FY2020 Fall Virtual ADM	FY2020 Spring NonVirtual ADM	FY2020 Spring Virtual ADM
4860	M S D of New Durham Township	972.00	960.50	966.25	893.00	878.00	885.50	902.00	897.00	889.00	-	887.00	-
5340	M S D Perry Township	15,255.60	15,177.60	15,216.60	15,799.93	15,832.48	15,816.21	16,299.50	16,401.15	16,745.37	-	16,578.72	-
5350	M S D Pike Township	11,187.00	11,147.00	11,167.00	11,225.00	11,219.00	11,222.00	11,192.00	11,073.00	11,254.00	-	11,237.80	-
2960	M S D Shakamak Schools	842.00	812.00	827.00	823.00	815.00	819.00	774.00	747.00	716.00	-	718.00	-
0125	M S D Southwest Allen County Schools	7,056.00	7,012.00	7,034.00	7,166.00	7,152.50	7,159.25	7,341.00	7,425.50	7,620.49	-	7,605.49	-
7615	M S D Steuben County	2,780.02	2,774.00	2,777.01	2,775.00	2,769.02	2,772.00	2,737.00	2,736.00	2,654.00	-	2,637.00	-
8050	M S D Wabash County Schools	2,137.00	2,177.00	2,157.00	2,038.00	2,078.00	2,058.00	2,112.50	2,012.00	2,060.00	-	2,129.12	-
8115	M S D Warren County	1,162.00	1,154.00	1,158.00	1,246.00	1,238.00	1,242.00	1,328.00	1,349.00	1,326.00	-	1,298.00	-
5360	M S D Warren Township	12,034.00	12,007.00	12,020.50	11,963.00	12,032.00	11,997.50	12,008.00	11,877.00	11,592.54	-	11,499.00	-
5370	M S D Washington Township	11,212.61	11,110.14	11,161.38	11,416.53	11,349.65	11,383.09	11,240.51	11,072.48	11,062.00	-	10,975.00	-
5375	M S D Wayne Township	16,034.85	15,855.49	15,945.17	16,126.08	16,120.40	16,123.24	16,316.27	16,470.95	16,560.85	330.00	16,457.56	328.00
5615	Maconaquah School Corp	2,271.00	2,268.00	2,269.50	2,261.00	2,252.00	2,256.50	2,198.00	2,103.00	2,097.00	-	2,057.00	-
3995	Madison Consolidated Schools	2,787.02	2,776.22	2,781.62	2,771.45	2,746.38	2,758.92	2,664.08	2,581.16	2,568.27	-	2,538.27	-
2825	Madison-Grant United Sch Corp	1,252.00	1,233.00	1,242.50	1,191.00	1,180.00	1,185.50	1,157.00	1,098.00	1,077.00	-	1,069.00	-
8045	Manchester Community Schools	1,570.00	1,558.00	1,564.00	1,579.00	1,594.50	1,586.75	1,585.00	1,571.13	1,525.26	-	1,489.93	-
9915	Marion Academy	176.00	192.00	184.00	185.00	223.00	204.00	242.00	169.00	-	-	-	-
2865	Marion Community Schools	3,563.00	3,579.00	3,571.00	3,593.00	3,614.00	3,603.50	3,510.00	3,590.00	3,591.00	-	3,588.00	-
9955	Mays Community Academy	116.00	113.00	114.50	174.00	180.00	177.00	181.00	212.00	223.00	-	213.00	-
3640	Medora Community School Corp	214.00	229.00	221.50	192.00	200.00	196.00	175.00	152.00	141.00	-	140.00	-
4600	Merrillville Community School	6,697.66	6,677.86	6,687.76	6,499.22	6,559.85	6,529.54	6,389.81	6,332.63	6,195.00	-	6,207.00	-
4925	Michigan City Area Schools	5,599.00	5,558.00	5,575.00	5,560.00	5,515.00	5,537.50	5,444.00	5,462.00	5,424.00	-	5,345.00	-
2275	Middlebury Community Schools	4,554.52	4,529.04	4,541.78	4,580.66	4,528.05	4,554.36	4,573.70	4,574.16	4,483.16	4.00	4,456.86	13.14
6910	Milan Community Schools	1,126.00	1,123.50	1,124.75	1,150.00	1,150.00	1,150.00	1,158.00	1,080.00	1,029.00	-	1,012.00	-
3335	Mill Creek Community Sch Corp	1,527.00	1,502.00	1,514.50	1,508.00	1,488.00	1,498.00	1,521.00	1,455.00	1,496.00	-	1,502.00	-
2855	Mississinewa Community School Corp	2,413.00	2,435.00	2,424.00	2,420.00	2,402.00	2,411.00	2,385.00	2,313.00	2,352.00	-	2,338.00	-
5085	Mitchell Community Schools	1,654.00	1,619.00	1,636.50	1,586.00	1,560.00	1,573.00	1,585.00	1,551.00	1,501.50	-	1,483.50	-
6820	Monroe Central School Corp	1,026.00	1,013.00	1,019.50	1,042.00	1,035.00	1,038.50	1,059.00	1,070.00	1,060.00	-	1,049.00	-
5740	Monroe County Com Sch Corp	10,801.00	10,727.00	10,764.00	10,847.00	10,721.50	10,784.25	10,769.00	10,899.50	10,897.00	-	10,791.00	-
5900	Monroe-Gregg School District	1,504.00	1,499.00	1,501.50	1,514.00	1,531.00	1,522.50	1,490.00	1,494.00	1,489.00	-	1,495.00	-
9590	Monument Lighthouse Charter School	-	-	-	-	-	-	-	-	-	-	-	-
5930	Mooresville Con School Corp	4,487.00	4,434.00	4,460.50	4,442.00	4,426.00	4,434.00	4,367.00	4,408.00	4,396.00	-	4,382.00	-
3135	Mt Vernon Community Sch Corp	3,678.00	3,749.00	3,713.50	3,832.00	3,824.00	3,828.00	3,982.00	4,121.00	4,193.00	11.00	4,151.00	11.00
1970	Muncie Community Schools	5,865.00	5,760.00	5,812.50	5,620.00	5,553.00	5,586.50	5,114.00	5,066.00	4,865.00	-	4,849.00	-
9730	Neighbors New Vista High School	186.00	190.00	188.00	230.00	260.00	245.00	195.00	230.00	217.00	-	221.00	-
8305	Nettle Creek School Corp	1,115.76	1,098.88	1,107.32	1,106.56	1,088.14	1,097.35	1,077.56	1,103.28	1,117.50	-	1,113.09	-
2400	New Albany-Floyd Co Con Sch	11,339.02	11,326.18	11,332.60	11,363.33	11,303.45	11,333.39	11,453.57	11,586.74	11,648.70	8.00	11,572.15	32.00
3445	New Castle Community Sch Corp	3,321.00	3,293.00	3,307.00	3,244.00	3,215.00	3,229.50	3,109.00	3,069.00	3,025.00	-	2,959.00	-
9340	New Community School	212.00	202.00	207.00	147.00	-	73.50	-	-	-	-	-	-
4805	New Prairie United School Corp	2,986.00	2,956.00	2,971.00	3,053.00	3,019.00	3,036.00	3,003.64	3,015.00	2,991.00	-	2,954.00	1.00
9930	Nexus Academy of Indianapolis	133.00	125.00	129.00	128.00	94.00	111.00	18.00	-	-	-	-	-
4255	Nineveh-Hensley-Jackson United	1,785.00	1,797.00	1,791.00	1,805.00	1,793.00	1,799.00	1,833.00	1,864.06	1,878.17	64.00	1,834.17	127.00
3070	Noblesville Schools	10,059.00	10,046.00	10,052.50	10,289.00	10,203.00	10,246.00	10,420.97	10,448.22	10,466.00	-	10,383.41	-
0025	North Adams Community Schools	1,785.00	1,778.00	1,781.50	1,759.50	1,740.50	1,750.00	1,721.00	1,711.00	1,679.00	-	1,654.00	-
6375	North Central Parke Con Sch Corp	1,246.00	1,231.00	1,238.50	1,232.00	1,205.00	1,218.50	1,196.00	1,137.00	1,113.00	-	1,119.00	-
1375	North Daviess Com Schools	1,171.00	1,164.00	1,167.50	1,166.00	1,177.00	1,171.50	1,210.00	1,188.00	1,172.00	-	1,172.00	-
2735	North Gibson School Corp	2,055.89	2,022.26	2,039.08	2,024.26	2,005.52	2,014.89	2,012.26	1,998.43	1,969.77	-	1,937.40	-
3180	North Harrison Com School Corp	2,191.47	2,183.47	2,187.47	2,218.00	2,200.47	2,209.24	2,198.94	2,150.00	2,129.94	-	2,140.94	-
7515	North Judson-San Pierre Sch Corp	1,056.00	1,036.00	1,046.00	1,023.00	1,050.50	1,036.75	1,028.26	1,015.99	990.93	-	959.65	6.00
4315	North Knox School Corp	1,309.00	1,298.50	1,303.75	1,334.50	1,321.00	1,327.75	1,346.00	1,344.00	1,318.00	-	1,319.00	-
5075	North Lawrence Com Schools	4,946.17	4,928.18	4,937.18	4,869.90	4,863.66	4,866.78	4,841.29	4,667.00	4,593.00	-	4,534.00	-
5620	North Miami Community Schools	910.00	907.00	908.50	914.00	909.00	911.50	889.00	858.00	836.00	-	833.00	-
5835	North Montgomery Com Sch Corp	1,881.05	1,870.00	1,875.53	1,861.00	1,905.00	1,883.00	1,868.11	1,801.00	1,787.00	-	1,802.00	-
5945	North Newton Community School Corp	1,349.00	1,341.00	1,345.00	1,404.00	1,385.00	1,394.50	1,376.00	1,255.26	1,171.26	-	1,156.13	-
6715	North Putnam Community Schools	1,436.00	1,425.00	1,430.50	1,427.00	1,440.00	1,433.50	1,375.00	1,346.00	1,321.00	-	1,320.00	-
7385	North Spencer County Sch Corp	1,897.66	1,895.65	1,896.66	1,923.00	1,905.00	1,914.00	1,914.51	1,943.50	1,946.00	-	1,929.00	-
8010	North Vermillion Com Sch Corp	746.00	752.00	749.00	754.00	742.00	748.00	763.00	750.00	753.00	-	752.00	-
3295	North West Hendricks Schools	1,886.00	1,886.00	1,886.00	1,874.00	1,871.00	1,872.50	1,899.00	1,843.38	1,824.00	7.00	1,820.00	3.00
8515	North White School Corp	854.00	838.00	846.00	862.00	857.00	859.50	882.00	857.00	901.00	-	873.00	-
2040	Northeast Dubois Co Sch Corp	879.00	866.00	872.50	849.00	845.00	847.00	833.00	819.00	814.00	3.00	804.00	-
7645	Northeast School Corp	923.00	913.00	918.00	864.00	858.00	861.00	853.00	832.00	806.00	-	800.00	-
8375	Northeastern Wayne Schools	1,262.00	1,273.00	1,267.50	1,289.00	1,295.00	1,292.00	1,265.00	1,307.00	1,283.00	8.00	1,277.00	8.00
8435	Northern Wells Com Schools	2,398.30	2,376.85	2,387.58	2,418.66	2,409.77	2,414.22	2,463.42	2,485.61	2,490.38	-	2,453.92	-
0225	Northwest Allen County Schools	7,124.96	7,090.96	7,107.96	7,341.98	7,295.98	7,318.98	7,549.96	7,687.47	7,821.47	-	7,791.47	-
7350	Northwestern Con School Corp	1,413.00	1,409.00	1,411.00	1,424.00	1,440.00	1,432.00	1,460.00	1,492.00	1,492.00	-	1,475.00	-
3470	Northwestern School Corp	1,765.00	1,748.00	1,756.50	1,813.00	1,819.00	1,816.00	1,829.03	1,821.57	1,861.27	-	1,865.27	-
5625	Oak Hill United School Corp	1,681.24	1,670.27	1,675.76	1,703.43	1,673.86	1,688.65	1,716.16	1,707.20	1,699.11	-	1,678.11	-
9640	Options Charter Sch - Noblesville	203.00	210.00	206.50	200.00	224.00	212.00	281.00	299.00	159.00	167.00	220.00	185.00
9325	Options Charter School - Carmel	188.00	184.00	186.00	175.00	197.00	186.00	179.00	203.00	115.00	102.00	125.00	164.00

Note that total ADM counts for school corporations 5385 and 4690 include innovation network charter schools and turnaround academies.

Appendix A: FY2016 to FY2020 ADM by School Corporation

Corp	Corp Name	FY2016 Fall ADM	FY2016 Spring ADM	FY2016 Average ADM	FY2017 Fall ADM	FY2017 Spring ADM	FY2017 Average ADM	FY2018 Fall ADM	FY2019 Fall ADM	FY2020 Fall NonVirtual ADM	FY2020 Fall Virtual ADM	FY2020 Spring NonVirtual ADM	FY2020 Spring Virtual ADM
7495	Oregon-Davis School Corp	609.00	596.00	602.50	595.00	575.00	585.00	555.00	513.00	500.00	-	510.00	-
6145	Orleans Community Schools	827.00	808.00	817.50	810.00	800.00	805.00	824.00	857.00	859.00	-	854.00	-
9030	Otwell Miller Academy Charter School	-	-	-	-	-	-	58.00	88.00	91.00	-	98.00	-
9720	Padua Academy	-	-	-	-	-	-	-	-	-	-	-	-
6155	Paoli Community School Corp	1,489.00	1,419.00	1,454.00	1,443.00	1,427.00	1,435.00	1,416.27	1,354.00	1,327.40	-	1,312.00	-
9165	Paramount Englewood	-	-	-	-	-	-	-	-	118.00	-	100.00	-
9060	Paramount School of Excellence II	-	-	-	-	-	-	-	102.00	131.00	-	126.00	-
9680	Paramount School of Excellence Inc	649.50	614.00	631.75	696.00	654.00	675.00	762.00	809.00	811.00	-	771.00	-
7175	Penn-Harris-Madison Sch Corp	10,667.77	10,685.19	10,676.48	10,716.06	10,707.59	10,711.83	11,148.37	11,184.73	11,271.11	-	11,252.61	-
6325	Perry Central Com Schools Corp	1,183.00	1,178.00	1,180.50	1,207.00	1,204.00	1,205.50	1,185.00	1,202.00	1,176.00	7.00	1,189.00	17.00
5635	Peru Community Schools	2,085.18	2,063.00	2,074.09	2,033.18	2,022.24	2,027.71	2,031.78	1,960.69	1,930.49	-	1,932.73	-
9045	Phalen Academy MS Charter School	-	-	-	-	-	-	120.00	260.00	468.00	-	429.00	1.00
9925	Phalen Ldrshp Acad - IN Inc	326.00	302.00	314.00	314.00	273.00	293.50	272.50	213.00	372.00	-	319.00	-
6445	Pike County School Corp	1,868.00	1,830.00	1,849.00	1,829.00	1,826.00	1,827.50	1,752.00	1,700.00	1,685.00	-	1,693.00	-
9085	pilotED Schools	-	-	-	-	-	-	-	79.00	160.00	-	152.00	-
0775	Pioneer Regional School Corp	919.95	918.11	919.03	918.00	923.00	920.50	959.52	925.00	957.00	-	960.00	-
3330	Plainfield Community Sch Corp	5,254.00	5,199.00	5,226.50	5,343.00	5,325.00	5,334.00	5,421.00	5,561.00	5,571.00	-	5,556.00	-
5485	Plymouth Community School Corp	3,663.00	3,629.07	3,646.04	3,598.61	3,591.74	3,595.18	3,511.64	3,469.45	3,392.53	-	3,392.53	-
6550	Portage Township Schools	7,779.00	7,697.00	7,738.00	7,721.00	7,612.00	7,666.50	7,656.00	7,490.00	7,373.00	-	7,345.00	-
6520	Porter Township School Corp	1,389.00	1,388.00	1,388.50	1,341.00	1,357.00	1,349.00	1,388.00	1,425.00	1,462.00	-	1,443.00	-
4515	Prairie Heights Com Sch Corp	1,289.00	1,280.00	1,284.50	1,279.00	1,274.00	1,276.50	1,299.00	1,308.50	1,382.00	-	1,346.00	-
8635	Purdue Polytech	-	-	-	-	-	-	-	-	65.00	-	63.00	-
6825	Randolph Central School Corp	1,517.00	1,501.00	1,509.00	1,499.00	1,488.00	1,493.50	1,474.00	1,427.00	1,367.00	-	1,342.00	-
6835	Randolph Eastern School Corp	876.50	852.50	864.50	850.00	860.00	855.00	870.00	855.00	870.00	-	865.00	-
6805	Randolph Southern School Corp	507.00	510.00	508.50	523.00	512.00	517.50	542.00	506.00	488.00	-	479.00	-
9690	Renaissance Academy Charter	250.00	245.00	247.50	246.00	244.00	245.00	258.00	229.00	244.00	-	241.00	-
3815	Rensselaer Central School Corp	1,571.75	1,569.36	1,570.56	1,587.53	1,569.82	1,578.68	1,552.16	1,553.32	1,532.75	-	1,524.73	-
5705	Richland-Bean Blossom C S C	2,780.00	2,768.00	2,774.00	2,730.00	2,721.00	2,725.50	2,735.50	2,596.50	2,663.00	-	2,646.00	-
8385	Richmond Community Schools	4,869.27	4,775.27	4,822.27	4,731.00	4,640.00	4,685.50	4,691.00	4,601.00	4,594.00	-	4,483.15	-
6080	Rising Sun-Ohio Co Com	753.00	758.00	755.50	770.00	784.00	777.00	796.00	797.00	817.00	4.00	805.00	3.00
4590	River Forest Community Sch Corp	1,498.00	1,500.00	1,499.00	1,532.00	1,564.00	1,548.00	1,632.00	1,661.00	1,587.00	-	1,543.00	-
2645	Rochester Community Sch Corp	1,796.00	1,807.05	1,801.53	1,821.32	1,823.32	1,822.32	1,759.24	1,703.25	1,697.25	-	1,680.25	-
9875	Rock Creek Community Academy	493.00	484.00	488.50	507.00	485.00	496.00	462.00	521.00	552.00	-	556.00	-
1180	Rossville Con School District	1,014.00	1,009.00	1,011.50	996.00	996.00	996.00	982.00	971.00	984.00	-	977.00	-
9465	Rural Community Schools Inc	153.00	147.00	150.00	166.00	173.00	169.50	176.00	130.00	95.00	-	93.00	-
6995	Rush County Schools	2,202.26	2,175.00	2,188.63	2,089.00	2,083.00	2,086.00	2,069.00	2,029.00	1,961.00	-	1,954.00	-
8205	Salem Community Schools	1,967.94	1,952.94	1,960.44	1,909.94	1,921.94	1,915.94	1,892.47	1,819.00	1,788.00	1.00	1,776.00	-
4670	School City of East Chicago	4,476.00	4,421.00	4,448.50	4,421.00	4,421.00	4,421.00	4,204.00	3,742.00	3,707.00	-	3,664.00	-
4710	School City of Hammond	13,135.00	13,006.00	13,070.50	13,142.00	13,098.00	13,120.00	13,064.00	12,519.00	12,172.00	22.00	12,130.00	20.00
4730	School City of Hobart	4,057.07	4,063.07	4,060.07	4,002.42	3,966.42	3,984.42	4,005.43	4,028.37	4,025.00	-	4,017.00	-
7200	School City of Mishawaka	4,985.00	4,968.00	4,976.50	5,124.00	5,096.00	5,110.00	5,183.00	5,203.31	5,165.76	-	5,132.10	-
4720	School Town of Highland	3,165.00	3,141.00	3,153.00	3,189.00	3,158.00	3,173.50	3,242.00	3,287.00	3,227.00	-	3,167.00	-
4740	School Town of Munster	3,895.28	3,904.28	3,899.78	3,948.01	3,962.00	3,955.01	3,999.02	4,098.02	4,136.02	-	4,109.02	-
5400	School Town of Speedway	1,718.00	1,686.00	1,702.00	1,803.00	1,796.00	1,799.50	1,855.00	1,797.00	1,864.00	-	1,841.00	-
7230	Scott County School District 1	1,213.00	1,181.00	1,197.00	1,175.00	1,150.00	1,162.50	1,195.00	1,219.00	1,214.00	-	1,208.00	-
7255	Scott County School District 2	2,607.00	2,637.00	2,622.00	2,677.00	2,677.00	2,677.00	2,652.00	2,579.00	2,592.00	-	2,579.00	-
9485	SE Neighborhood Sch of Excellence	490.00	497.00	493.50	550.00	541.00	545.50	596.00	595.00	607.00	-	604.00	-
9985	Seven Oaks Classical School	-	-	-	161.00	166.00	163.50	223.00	326.00	352.00	-	334.00	-
3675	Seymour Community Schools	4,591.00	4,559.00	4,575.00	4,668.00	4,623.00	4,645.50	4,665.00	4,837.00	5,183.00	-	5,198.00	-
7285	Shelby Eastern Schools	1,225.00	1,207.00	1,216.00	1,173.00	1,177.00	1,175.00	1,131.50	1,115.00	1,104.00	-	1,107.00	-
7365	Shelbyville Central Schools	3,856.16	3,856.50	3,856.33	3,917.50	3,897.00	3,907.25	3,828.00	3,878.00	3,888.00	-	3,864.00	-
3435	Shenandoah School Corporation	1,394.00	1,399.00	1,396.50	1,393.00	1,407.00	1,400.00	1,407.00	1,413.00	1,350.00	-	1,321.00	-
3055	Sheridan Community Schools	1,038.00	1,036.00	1,037.00	1,032.00	1,031.00	1,031.50	1,083.00	1,045.00	1,032.00	1.00	1,045.00	1.00
5520	Shoals Community School Corp	577.00	579.00	578.00	579.00	574.00	576.50	572.00	616.00	615.00	-	628.00	-
9315	Signature School Inc	347.00	343.00	345.00	363.00	351.00	357.00	366.00	392.00	398.00	-	391.00	-
9760	Smith Academy for Excellence	90.00	88.00	89.00	73.00	73.00	73.00	75.00	87.00	80.00	-	89.00	-
8625	Smith-Green Community Schools	1,195.50	1,182.38	1,188.94	1,196.00	1,186.00	1,191.00	1,182.00	1,149.00	1,163.00	-	1,164.00	-
0035	South Adams Schools	1,254.90	1,209.41	1,232.16	1,285.52	1,234.39	1,259.96	1,223.79	1,209.39	1,254.00	1.00	1,223.00	1.00
7205	South Bend Community Sch Corp	17,649.02	17,450.56	17,549.79	17,222.57	17,095.57	17,159.07	16,801.73	16,590.40	15,902.38	-	15,849.38	-
4940	South Central Com School Corp	914.00	918.00	916.00	937.00	937.00	937.00	919.00	912.00	926.00	-	936.00	-
1600	South Dearborn Com School Corp	2,582.00	2,556.00	2,569.00	2,505.00	2,482.00	2,493.50	2,449.00	2,321.00	2,289.00	-	2,225.00	-
2765	South Gibson School Corp	1,953.27	1,929.27	1,941.27	1,967.00	1,966.27	1,966.68	2,009.54	2,025.82	2,066.05	-	2,038.47	-
3190	South Harrison Com Schools	3,042.00	2,995.48	3,018.74	3,002.35	3,008.43	3,005.39	3,020.76	2,980.84	3,054.43	38.00	3,022.86	39.00
3415	South Henry School Corp	788.00	801.00	794.50	830.00	832.00	831.00	814.00	750.00	742.00	-	733.00	-
4325	South Knox School Corp	1,216.00	1,216.00	1,216.00	1,244.00	1,251.00	1,247.50	1,252.00	1,249.00	1,262.00	2.00	1,266.00	2.00
5255	South Madison Com Sch Corp	4,593.00	4,520.00	4,556.50	4,486.00	4,491.00	4,488.50	4,466.00	4,358.00	4,317.00	21.00	4,261.00	36.00
5845	South Montgomery Com Sch Corp	1,676.00	1,667.00	1,671.50	1,684.00	1,669.00	1,676.50	1,639.00	1,661.00	1,636.00	-	1,618.00	-
5995	South Newton School Corp	890.00	906.00	898.00	853.00	857.00	855.00	881.27	835.00	832.00	-	789.00	-

Note that total ADM counts for school corporations 5385 and 4690 include innovation network charter schools and turnaround academies.

Appendix A: FY2016 to FY2020 ADM by School Corporation

Corp	Corp Name	FY2016 Fall ADM	FY2016 Spring ADM	FY2016 Average ADM	FY2017 Fall ADM	FY2017 Spring ADM	FY2017 Average ADM	FY2018 Fall ADM	FY2019 Fall ADM	FY2020 Fall ADM	FY2020 Fall Virtual ADM	FY2020 Spring NonVirtual ADM	FY2020 Spring Virtual ADM
6705	South Putnam Community Schools	1,136.00	1,143.00	1,139.50	1,138.43	1,143.30	1,140.87	1,123.00	1,065.00	1,074.00	-	1,068.00	-
6865	South Ripley Com Sch Corp	1,181.54	1,170.54	1,176.04	1,133.00	1,149.00	1,141.00	1,182.00	1,116.00	1,144.00	-	1,133.00	-
7445	South Spencer County Sch Corp	1,228.52	1,212.57	1,220.55	1,202.38	1,192.45	1,197.42	1,213.95	1,168.92	1,156.48	-	1,140.36	-
8020	South Vermillion Com Sch Corp	1,704.00	1,689.00	1,696.50	1,711.00	1,682.00	1,696.50	1,707.00	1,643.00	1,663.00	-	1,661.00	-
2100	Southeast Dubois Co Sch Corp	1,272.39	1,276.26	1,274.33	1,245.65	1,253.65	1,249.65	1,278.00	1,261.28	1,243.28	-	1,251.28	-
2455	Southeast Fountain School Corp	1,091.00	1,090.00	1,090.50	1,071.00	1,057.00	1,064.00	1,034.00	1,045.00	1,054.00	2.00	1,013.00	2.00
0815	Southeastern School Corp	1,384.00	1,392.00	1,388.00	1,343.00	1,320.00	1,331.50	1,311.25	1,338.50	1,335.88	-	1,329.10	-
3115	Southern Hancock Co Com Sch Corp	3,352.50	3,350.00	3,351.25	3,439.50	3,433.50	3,436.50	3,586.00	3,665.00	3,699.00	-	3,644.00	-
8425	Southern Wells Com Schools	842.00	834.00	838.00	842.00	829.00	835.50	878.11	864.81	872.00	-	862.00	-
2110	Southwest Dubois Co Sch Corp	1,759.00	1,722.00	1,740.50	1,731.00	1,727.00	1,729.00	1,727.00	1,719.00	1,777.00	-	1,763.00	-
6260	Southwest Parke Com Sch Corp	1,000.00	984.00	992.00	1,024.00	1,009.00	1,016.50	1,000.00	1,004.00	986.00	-	984.00	-
7715	Southwest School Corp	1,752.00	1,724.00	1,738.00	1,718.00	1,683.00	1,700.50	1,698.00	1,719.00	1,734.00	-	1,719.00	-
7360	Southwestern Con Sch Shelby Co	612.00	612.00	612.00	583.00	581.00	582.00	584.00	607.00	551.00	2.00	547.00	1.00
4000	Southwestern-Jefferson Co Con	1,376.00	1,363.00	1,369.50	1,322.00	1,318.00	1,320.00	1,333.00	1,319.02	1,262.00	-	1,253.00	5.00
6195	Spencer-Owen Community Schools	2,499.42	2,492.42	2,495.92	2,485.42	2,482.44	2,483.93	2,452.65	2,366.91	2,269.00	-	2,213.00	-
6160	Springs Valley Com School Corp	875.00	879.00	877.00	855.00	843.00	849.00	858.00	834.00	866.00	10.00	862.00	9.00
9980	Steel City Academy/Global Leadership Acad	-	-	-	155.00	137.00	146.00	301.00	447.00	478.00	-	442.00	-
9960	Success Academy Primary School	443.00	425.00	434.00	480.00	476.00	478.00	647.00	611.00	629.00	-	597.00	-
1560	Sunman-Dearborn Com Sch Corp	3,866.00	3,836.00	3,851.00	3,813.00	3,773.00	3,793.00	3,793.00	3,673.23	3,668.23	-	3,649.23	-
7775	Switzerland County School Corp	1,519.00	1,488.00	1,503.50	1,486.00	1,476.50	1,481.25	1,459.00	1,472.00	1,434.00	-	1,449.00	-
3460	Taylor Community School Corp	1,189.00	1,201.00	1,195.00	1,253.00	1,211.00	1,232.00	1,268.00	1,256.00	1,251.00	-	1,244.50	-
6350	Tell City-Troy Twp School Corp	1,459.00	1,470.50	1,464.75	1,479.37	1,454.37	1,466.87	1,423.87	1,408.12	1,377.24	6.00	1,366.24	6.00
9460	Thea Bowman Leadership Academy	1,266.00	1,262.00	1,264.00	1,181.00	1,139.00	1,160.00	1,099.00	1,074.00	1,075.00	-	1,029.00	-
9740	Thurgood Marshall Leadership Academy	120.00	130.00	125.00	158.00	154.50	156.25	156.00	116.00	-	-	-	-
9350	Timothy L Johnson Academy	293.00	284.00	288.50	313.00	302.00	307.50	314.00	313.00	371.00	-	365.00	-
9195	Timothy L Johnson Leadership Academy MS	-	-	-	-	-	-	-	53.00	97.00	-	95.00	-
9940	Tindley Collegiate Academy	318.00	306.00	312.00	270.00	263.00	266.50	214.00	281.00	-	-	-	-
9425	Tindley Genesis Academy	154.00	144.00	149.00	217.00	204.00	210.50	253.00	216.00	478.00	-	427.00	-
9745	Tindley Preparatory Academy	223.00	197.00	210.00	190.00	183.00	186.50	144.00	-	-	-	-	-
9945	Tindley Renaissance Academy	404.00	400.00	402.00	548.00	515.00	531.50	498.00	410.00	-	-	-	-
9430	Tindley Summit Academy	297.00	285.00	291.00	315.00	270.00	292.50	279.00	259.00	295.00	-	278.00	-
7865	Tippecanoe School Corp	12,994.84	12,879.70	12,937.27	13,323.35	13,165.94	13,244.65	13,524.36	13,661.24	13,809.95	-	13,670.73	-
4445	Tippecanoe Valley School Corp	1,898.52	1,870.30	1,884.41	1,847.08	1,812.38	1,829.73	1,846.23	1,784.21	1,766.28	-	1,764.28	-
7945	Tipton Community School Corp	1,716.50	1,693.50	1,705.00	1,642.00	1,625.00	1,633.50	1,552.00	1,532.00	1,487.00	-	1,455.00	-
7935	Tri-Central Community Schools	809.73	808.73	809.23	775.00	767.00	771.00	751.13	752.00	767.00	-	757.00	-
8535	Tri-County School Corp	742.85	745.42	744.14	725.43	712.43	718.93	720.00	647.00	684.00	-	704.00	-
4645	Tri-Creek School Corp	3,320.01	3,313.01	3,316.51	3,309.01	3,281.01	3,295.01	3,288.78	3,287.50	3,247.00	6.00	3,229.00	4.00
5495	Triton School Corporation	918.00	910.00	914.00	899.00	911.00	905.00	909.13	923.13	922.25	-	907.25	-
4915	Tri-Township Cons School Corp	398.00	389.00	393.50	383.02	379.02	381.02	367.00	370.00	338.00	-	349.00	-
8565	Twin Lakes School Corp	2,397.00	2,377.00	2,387.00	2,341.00	2,351.00	2,346.00	2,391.00	2,364.00	2,320.00	-	2,290.00	-
7950	Union Co-Clg Corner Joint Sch Dist	1,422.00	1,439.00	1,430.50	1,411.00	1,397.00	1,404.00	1,355.00	1,295.00	1,278.00	-	1,293.00	-
6795	Union School Corporation	237.00	254.00	245.50	254.00	285.00	269.50	804.00	3,273.00	245.00	4,151.32	260.15	4,336.00
6530	Union Township School Corp	1,504.00	1,499.00	1,501.50	1,467.00	1,465.00	1,466.00	1,452.00	1,464.00	1,474.00	-	1,497.00	-
7215	Union-North United School Corp	1,102.00	1,103.00	1,102.50	1,116.00	1,145.00	1,130.50	1,181.00	1,203.01	1,283.40	-	1,295.40	-
9480	University Heights Preparatory Acad	-	-	-	-	-	-	-	-	-	-	-	-
6560	Valparaiso Community Schools	6,166.57	6,149.90	6,158.24	6,253.40	6,238.23	6,245.82	6,278.25	6,320.18	6,311.51	-	6,316.01	-
9080	Vanguard Collegiate of Indianapolis	-	-	-	-	-	-	-	61.00	76.00	-	79.00	-
9360	Veritas Academy	129.00	134.00	131.50	90.00	75.00	82.50	-	-	-	-	-	-
8030	Vigo County School Corp	14,907.00	14,693.48	14,800.24	14,710.00	14,397.00	14,553.50	14,474.00	14,363.00	14,076.00	109.00	13,825.00	137.00
4335	Vincennes Community Sch Corp	2,642.00	2,606.00	2,624.00	2,675.00	2,673.00	2,674.00	2,693.00	2,716.00	2,698.00	-	2,628.00	-
9935	Vision Academy	366.00	347.00	356.50	446.00	418.00	432.00	446.00	427.00	444.00	-	430.00	-
8060	Wabash City Schools	1,398.50	1,394.00	1,396.25	1,497.00	1,479.00	1,488.00	1,520.00	1,544.12	1,516.13	-	1,477.13	-
2285	Wa-Nee Community Schools	3,036.44	2,986.44	3,011.44	3,037.80	3,046.80	3,042.30	3,059.44	3,062.80	3,049.00	34.00	3,013.00	42.00
8130	Warrick County School Corp	10,130.98	10,114.00	10,122.49	10,228.00	10,130.00	10,179.00	10,197.51	10,144.00	10,087.00	-	10,037.00	-
4415	Warsaw Community Schools	7,034.03	7,011.20	7,022.62	6,993.64	6,926.50	6,960.07	6,971.20	6,908.46	6,937.30	-	6,856.18	-
1405	Washington Com Schools	2,562.93	2,544.79	2,553.86	2,591.37	2,579.73	2,585.55	2,602.06	2,570.82	2,505.95	-	2,452.49	-
4345	Wawasee Community School Corp	3,145.04	3,103.34	3,124.19	3,039.52	3,045.52	3,042.52	3,027.10	2,956.01	2,905.33	-	2,857.51	-
1885	Wes-Del Community Schools	862.00	851.00	856.50	830.00	831.00	830.50	885.00	874.00	847.00	-	836.00	-
6630	West Central School Corp	815.48	822.48	818.98	825.00	804.00	814.50	775.00	755.00	735.00	-	710.00	-
0940	West Clark Community Schools	4,708.70	4,682.20	4,695.45	4,686.56	4,664.12	4,675.34	4,683.00	4,562.00	4,547.40	-	4,533.77	-
7875	West Lafayette Com School Corp	2,175.50	2,187.00	2,181.25	2,262.00	2,261.50	2,261.75	2,317.50	2,341.00	2,342.50	-	2,302.00	-
6065	West Noble School Corporation	2,427.84	2,389.40	2,408.62	2,385.00	2,369.00	2,377.00	2,377.47	2,295.93	2,277.96	-	2,226.96	-
8220	West Washington School Corp	797.00	787.00	792.00	790.00	796.00	793.00	795.00	845.00	876.00	-	880.00	-
0615	Western Boone Co Com Sch Dist	1,662.00	1,672.00	1,667.00	1,664.00	1,639.00	1,651.50	1,665.00	1,661.00	1,680.00	-	1,671.00	-
3490	Western School Corp	2,652.00	2,629.00	2,640.50	2,649.00	2,631.00	2,640.00	2,629.00	2,665.00	2,609.00	-	2,582.00	-
8355	Western Wayne Schools	974.00	982.00	978.00	965.00	976.00	970.50	953.00	871.00	824.00	-	818.00	-
3030	Westfield-Washington Schools	7,164.10	7,154.07	7,159.09	7,510.05	7,548.05	7,529.05	7,834.05	8,029.05	8,335.73	-	8,309.78	-
4525	Westview School Corporation	2,255.00	2,243.00	2,249.00	2,237.00	2,222.00	2,229.50	2,207.00	2,218.00	2,271.00	-	2,231.00	-

Appendix A: FY2016 to FY2020 ADM by School Corporation

Corp	Corp Name	FY2016 Fall		FY2016	FY2017 Fall	FY2017 Spring	FY2017	FY2018 Fall	FY2019 Fall	FY2020 Fall	FY2020 Fall	FY2020 Spring	FY2020 Spring
		ADM	Spring ADM	Average ADM	ADM	ADM	Average ADM	ADM	ADM	NonVirtual ADM	Virtual ADM	NonVirtual ADM	Virtual ADM
2980	White River Valley Sch Dist	770.00	790.00	780.00	766.00	767.00	766.50	769.00	768.00	750.00	-	767.00	-
4760	Whiting School City	1,094.00	1,094.00	1,094.00	1,158.00	1,147.00	1,152.50	1,162.00	1,203.00	1,209.00	-	1,200.00	-
4455	Whitko Community School Corp	1,496.00	1,491.00	1,493.50	1,435.00	1,436.00	1,435.50	1,348.00	1,321.00	1,287.00	3.00	1,284.00	-
8665	Whitley Co Cons Schools	3,448.00	3,445.00	3,446.50	3,462.00	3,467.00	3,464.50	3,537.00	3,519.00	3,570.00	-	3,520.00	-
9845	Xavier School of Excellence	248.00	229.00	238.50	215.00	194.00	204.50	191.00	-	-	-	-	-
1910	Yorktown Community Schools	2,483.00	2,460.00	2,471.50	2,548.00	2,525.00	2,536.50	2,597.00	2,650.00	2,693.00	-	2,675.00	-
0630	Zionsville Community Schools	6,426.85	6,407.07	6,416.96	6,610.94	6,625.55	6,618.25	6,796.02	6,981.64	7,141.00	-	7,160.00	-
	Statewide	1,024,916.24	1,020,006.00	1,022,461.12	1,027,134.65	1,022,221.38	1,024,678.02	1,030,851.32	1,028,177.31	1,012,086.79	11,764.44	1,004,235.69	12,791.14

Note that total ADM counts for school corporations 5385 and 4690 include innovation network charter schools and turnaround academies.

Appendix B: FY2016 State Tuition Support by School Corporation

Corp	Corp Name	FY2016				FY2016 State Tuition Support	
		FY2016 Basic Grant	Complexity Grant	FY2016 Special Education Grant	FY2016 Career and Technical Education Grant		FY2016 Honors Grant
9545	21st Century Charter Sch of Gary	\$3,697,932	\$1,652,046	\$229,800	\$0	\$4,800	\$5,584,578
0015	Adams Central Community Schools	\$6,134,245	\$498,545	\$498,450	\$164,500	\$33,200	\$7,328,940
5265	Alexandria Com School Corp	\$7,428,149	\$1,383,757	\$853,700	\$74,100	\$34,000	\$9,773,706
5275	Anderson Community School Corp	\$33,184,528	\$10,512,821	\$5,066,150	\$698,100	\$94,200	\$49,555,799
9790	Anderson Preparatory Academy	\$4,135,028	\$922,210	\$370,200	\$0	\$28,800	\$5,456,238
9615	Andrew J Brown Academy	\$3,226,067	\$1,222,113	\$153,300	\$0	\$0	\$4,601,480
5470	Argos Community Schools	\$3,098,092	\$457,659	\$293,150	\$92,950	\$17,000	\$3,958,851
9685	Aspire Charter Academy	\$3,511,229	\$1,458,051	\$242,700	\$0	\$0	\$5,211,980
2435	Attica Consolidated Sch Corp	\$3,457,032	\$626,999	\$397,850	\$99,400	\$22,400	\$4,603,681
3315	Avon Community School Corp	\$45,837,959	\$3,747,879	\$4,243,550	\$1,057,750	\$386,600	\$55,273,738
9645	Avondale Meadows Academy	\$2,314,623	\$663,030	\$153,500	\$0	\$0	\$3,131,153
1315	Barr-Reeve Com Schools Inc	\$4,018,304	\$294,112	\$247,400	\$106,600	\$34,400	\$4,700,816
0365	Bartholomew Con School Corp	\$55,668,099	\$7,629,006	\$4,920,750	\$1,524,800	\$414,600	\$70,157,255
6895	Batesville Community Sch Corp	\$10,707,014	\$961,173	\$922,700	\$280,500	\$92,400	\$12,963,787
2260	Baugo Community Schools	\$9,530,133	\$1,304,729	\$679,650	\$248,000	\$60,800	\$11,823,312
9830	Beacon Academy	\$69,538	\$16,456	\$17,800	\$0	\$0	\$103,794
5380	Beech Grove City Schools	\$15,284,751	\$3,601,040	\$1,818,200	\$787,300	\$48,600	\$21,539,891
0395	Benton Community School Corp	\$9,139,305	\$1,417,484	\$1,484,050	\$207,450	\$39,400	\$12,287,689
0515	Blackford County Schools	\$8,585,460	\$1,672,928	\$826,250	\$260,100	\$48,200	\$11,392,938
2920	Bloomfield School District	\$4,245,543	\$660,858	\$279,800	\$107,000	\$22,800	\$5,316,001
9835	Bloomington Project School	\$1,373,376	\$142,873	\$192,400	\$0	\$0	\$1,708,649
3405	Blue River Valley Schools	\$3,091,958	\$443,283	\$208,900	\$86,400	\$11,000	\$3,841,541
5480	Bremen Public Schools	\$7,491,701	\$880,935	\$650,600	\$213,850	\$51,000	\$9,288,086
0670	Brown County School Corporation	\$9,685,476	\$1,685,218	\$1,763,950	\$169,600	\$36,200	\$13,340,444
3305	Brownsburg Community Sch Corp	\$40,632,544	\$2,882,727	\$3,681,850	\$835,750	\$371,600	\$48,404,471
3695	Brownstown Cnt Com Sch Corp	\$8,302,341	\$1,179,210	\$724,400	\$260,700	\$52,800	\$10,519,451
9620	Burriss Laboratory School	\$3,129,210	\$231,896	\$250,300	\$0	\$30,800	\$3,642,206
3455	C A Beard Memorial School Corp	\$5,798,973	\$964,589	\$691,150	\$155,600	\$33,000	\$7,643,312
9725	Canaan Community Academy	\$538,920	\$104,633	\$112,200	\$0	\$0	\$755,753
6340	Cannelton City Schools	\$1,180,476	\$365,344	\$170,350	\$16,250	\$2,400	\$1,734,820
9880	Career Academy at South Bend	\$1,236,783	\$280,001	\$277,300	\$128,250	\$3,400	\$1,925,734
9965	Career Academy Middle School	\$1,882,493	\$498,124	\$289,900	\$0	\$0	\$2,670,517
3060	Carmel Clay Schools	\$78,717,413	\$2,394,170	\$6,881,950	\$961,250	\$646,800	\$89,601,583
9755	Carpe Diem - Meridian Campus	\$933,412	\$210,164	\$168,600	\$0	\$1,000	\$1,313,176
9710	Carpe Diem Northwest	\$417,228	\$196,918	\$45,800	\$0	\$0	\$659,946
9630	Carpe Diem Shadeland	\$387,426	\$145,922	\$68,900	\$0	\$0	\$602,248
0750	Carroll Consolidated Sch Corp	\$5,605,260	\$793,765	\$376,300	\$134,100	\$24,000	\$6,933,425
2650	Caston School Corporation	\$3,543,955	\$462,783	\$229,750	\$70,950	\$22,000	\$4,329,438
4205	Center Grove Com Sch Corp	\$39,351,058	\$2,460,094	\$4,247,600	\$851,000	\$232,800	\$47,142,552
8360	Centerville-Abington Com Schs	\$8,463,769	\$1,179,543	\$572,600	\$144,700	\$39,200	\$10,399,812
6055	Central Noble Com School Corp	\$6,129,974	\$757,836	\$661,300	\$177,250	\$24,000	\$7,750,360
9445	Charles A Tindley Accelerated Schl	\$1,264,102	\$247,384	\$76,800	\$0	\$16,200	\$1,604,486
9310	Charter School of the Dunes	\$2,413,619	\$813,104	\$209,200	\$0	\$3,400	\$3,439,323
9380	Christel House Academy South	\$3,156,529	\$1,096,657	\$170,400	\$0	\$14,800	\$4,438,386

Note the tuition support calculations for school corporations 5385 and 4690 may include innovation network charter schools as well as turnaround academies.

Appendix B: FY2016 State Tuition Support by School Corporation

Corp	Corp Name	FY2016			FY2016 Career and		FY2016 State Tuition Support
		FY2016 Basic Grant	Complexity Grant	FY2016 Special Education Grant	Technical Education Grant	FY2016 Honors Grant	
9395	Christel House Academy West	\$963,598	\$328,415	\$17,200	\$0	\$0	\$1,309,213
4145	Clark-Pleasant Com School Corp	\$31,689,659	\$4,489,825	\$3,338,650	\$696,900	\$139,000	\$40,354,034
1000	Clarksville Com School Corp	\$6,752,985	\$1,784,041	\$898,700	\$95,700	\$30,400	\$9,561,826
1125	Clay Community Schools	\$20,903,645	\$3,858,820	\$2,330,450	\$415,350	\$98,800	\$27,607,065
1150	Clinton Central School Corp	\$4,817,990	\$706,306	\$337,350	\$97,600	\$27,400	\$5,986,646
1160	Clinton Prairie School Corp	\$5,530,755	\$803,034	\$453,200	\$94,050	\$13,000	\$6,894,039
6750	Cloverdale Community Schools	\$5,764,204	\$1,264,492	\$630,550	\$237,500	\$21,400	\$7,918,146
9320	Community Montessori Inc	\$2,698,323	\$292,269	\$449,700	\$0	\$4,000	\$3,444,292
1170	Community Schools of Frankfort	\$15,608,798	\$3,982,176	\$1,323,950	\$407,150	\$43,800	\$21,365,874
2270	Concord Community Schools	\$26,453,497	\$4,838,748	\$2,646,350	\$544,100	\$141,400	\$34,624,095
2440	Covington Community Sch Corp	\$4,487,685	\$600,511	\$346,950	\$147,100	\$20,400	\$5,602,646
1900	Cowan Community School Corp	\$3,802,239	\$445,758	\$258,900	\$45,300	\$10,000	\$4,562,197
1300	Crawford Co Com School Corp	\$7,514,897	\$1,538,746	\$934,200	\$170,900	\$27,200	\$10,185,943
5855	Crawfordsville Com Schools	\$11,709,852	\$2,500,537	\$1,517,800	\$180,250	\$43,800	\$15,952,239
3710	Crothersville Community Schools	\$2,388,806	\$391,903	\$230,450	\$54,950	\$8,000	\$3,074,109
4660	Crown Point Community Sch Corp	\$41,062,190	\$3,187,176	\$3,339,500	\$745,300	\$250,200	\$48,584,366
5455	Culver Community Schools Corp	\$4,120,623	\$840,559	\$366,450	\$154,950	\$12,400	\$5,494,982
1940	Daleville Community Schools	\$4,654,080	\$628,662	\$252,000	\$68,850	\$21,000	\$5,624,592
9920	Damar Charter Academy	\$814,589	\$328,497	\$1,114,800	\$0	\$0	\$2,257,886
3325	Danville Community School Corp	\$12,419,015	\$1,156,741	\$1,026,450	\$262,950	\$86,000	\$14,951,156
1655	Decatur County Com Schools	\$10,078,043	\$1,550,338	\$1,064,000	\$325,150	\$54,200	\$13,071,731
1835	DeKalb Co Ctl United Sch Dist	\$17,975,574	\$2,397,805	\$1,742,750	\$437,150	\$82,200	\$22,635,479
1805	DeKalb Co Eastern Com Sch Dist	\$7,601,994	\$1,243,134	\$806,250	\$140,550	\$44,200	\$9,836,128
1875	Delaware Community School Corp	\$12,740,355	\$1,768,388	\$1,103,200	\$195,900	\$69,800	\$15,877,643
0755	Delphi Community School Corp	\$7,133,556	\$1,137,966	\$499,550	\$298,250	\$38,800	\$9,108,122
9870	Discovery Charter School	\$2,503,368	\$187,277	\$153,300	\$0	\$0	\$2,843,945
9795	Dr Robert H Faulkner Academy	\$632,153	\$184,907	\$7,600	\$0	\$0	\$824,660
9950	Dugger Ch Sch	\$1,164,762	\$226,714	\$125,600	\$0	\$0	\$1,517,076
6470	Duneland School Corporation	\$29,017,215	\$2,725,177	\$3,318,300	\$534,450	\$167,600	\$35,762,742
9405	Early Career Academy	\$62,088	\$9,346	\$2,300	\$0	\$0	\$73,734
0255	East Allen County Schools	\$46,325,471	\$8,265,370	\$3,827,700	\$655,750	\$226,400	\$59,300,691
9595	East Chicago Lighthouse Charter	\$2,148,228	\$838,851	\$117,800	\$0	\$0	\$3,104,879
9555	East Chicago Urban Enterprise Acad	\$2,096,075	\$755,907	\$77,800	\$0	\$0	\$2,929,782
2725	East Gibson School Corporation	\$4,595,717	\$566,225	\$646,050	\$82,650	\$10,000	\$5,900,642
6060	East Noble School Corp	\$18,042,628	\$2,778,100	\$2,410,150	\$496,550	\$75,200	\$23,802,628
6510	East Porter County School Corp	\$12,233,722	\$769,958	\$1,249,700	\$312,450	\$70,000	\$14,635,830
8215	East Washington School Corp	\$7,293,989	\$1,269,113	\$792,300	\$208,250	\$29,400	\$9,593,052
2815	Eastbrook Community Sch Corp	\$7,676,499	\$1,001,886	\$685,700	\$195,450	\$49,400	\$9,608,935
2940	Eastern Greene Schools	\$6,115,867	\$1,063,265	\$581,350	\$111,450	\$22,000	\$7,893,932
3145	Eastern Hancock Co Com Sch Corp	\$5,910,730	\$616,980	\$811,500	\$227,650	\$36,400	\$7,603,260
3480	Eastern Howard School Corp	\$7,405,797	\$801,129	\$608,200	\$116,100	\$40,400	\$8,971,626
6620	Eastern Pulaski Com Sch Corp	\$6,308,091	\$886,207	\$586,450	\$132,150	\$32,400	\$7,945,298
4215	Edinburgh Community Sch Corp	\$4,428,081	\$998,141	\$527,950	\$96,250	\$13,000	\$6,063,422
2305	Elkhart Community Schools	\$63,585,870	\$15,257,536	\$6,084,450	\$1,126,000	\$187,800	\$86,241,656

Note the tuition support calculations for school corporations 5385 and 4690 may include innovation network charter schools as well as turnaround academies.

Appendix B: FY2016 State Tuition Support by School Corporation

Corp	Corp Name	FY2016				FY2016 Career and		FY2016 State Tuition Support
		FY2016 Basic Grant	Complexity Grant	FY2016 Special Education Grant	Technical Education Grant	FY2016 Honors Grant		
5280	Elwood Community School Corp	\$7,436,841	\$1,817,392	\$839,350	\$240,150	\$21,400	\$10,355,133	
5910	Eminence Community School Corp	\$1,825,373	\$291,446	\$308,000	\$78,800	\$8,000	\$2,511,619	
7995	Evansville Vanderburgh Sch Corp	\$110,002,038	\$23,273,614	\$11,307,300	\$2,081,150	\$409,600	\$147,073,702	
2155	Fairfield Community Schools	\$10,496,240	\$743,190	\$838,300	\$222,500	\$59,400	\$12,359,630	
2395	Fayette County School Corp	\$17,029,831	\$3,983,479	\$1,677,150	\$628,050	\$80,400	\$23,398,910	
0370	Flat Rock-Hawcreek School Corp	\$4,177,247	\$594,772	\$314,350	\$108,500	\$26,400	\$5,221,269	
0235	Fort Wayne Community Schools	\$141,550,261	\$37,147,041	\$15,844,900	\$1,736,450	\$478,200	\$196,756,852	
4225	Franklin Community School Corp	\$25,109,303	\$3,543,410	\$2,701,800	\$457,500	\$117,400	\$31,929,413	
2475	Franklin County Com Sch Corp	\$12,419,040	\$2,016,900	\$1,145,450	\$241,400	\$68,800	\$15,891,590	
5310	Franklin Township Com Sch Corp	\$44,668,232	\$5,500,298	\$5,550,250	\$661,750	\$196,600	\$56,577,130	
5245	Frankton-Lapel Community Schs	\$15,082,296	\$1,772,435	\$1,407,850	\$197,100	\$68,600	\$18,528,281	
7605	Fremont Community Schools	\$4,603,565	\$714,002	\$405,850	\$69,150	\$30,800	\$5,823,367	
8525	Frontier School Corporation	\$3,543,955	\$300,719	\$410,500	\$129,900	\$17,000	\$4,402,074	
1820	Garrett-Keyser-Butler Com	\$8,908,315	\$1,504,316	\$856,350	\$339,250	\$31,800	\$11,640,031	
4690	Gary Community School Corp	\$32,807,211	\$12,069,585	\$3,753,550	\$299,000	\$27,000	\$48,956,346	
9535	Gary Lighthouse Charter School	\$7,460,886	\$2,762,515	\$483,100	\$21,900	\$14,400	\$10,742,801	
9885	Gary Middle College	\$812,818	\$248,596	\$23,000	\$0	\$0	\$1,084,414	
9665	Geist Montessori Academy	\$1,768,252	\$154,639	\$280,400	\$0	\$0	\$2,203,291	
2315	Goshen Community Schools	\$32,577,684	\$7,883,446	\$3,122,650	\$505,800	\$127,800	\$44,217,380	
1010	Greater Clark County Schools	\$50,705,620	\$9,249,819	\$6,078,800	\$1,195,200	\$240,800	\$67,470,239	
2120	Greater Jasper Con Schs	\$15,886,950	\$1,411,690	\$1,460,350	\$500,950	\$125,400	\$19,385,340	
6755	Greencastle Community Sch Corp	\$9,558,992	\$1,654,474	\$1,061,750	\$206,150	\$48,600	\$12,529,966	
3125	Greenfield-Central Com Schools	\$22,339,381	\$2,731,953	\$2,947,900	\$447,550	\$141,000	\$28,607,784	
1730	Greensburg Community Schools	\$10,999,794	\$1,993,472	\$1,219,050	\$276,650	\$44,800	\$14,533,766	
4245	Greenwood Community Sch Corp	\$18,797,612	\$3,013,181	\$2,224,400	\$332,850	\$92,200	\$24,460,243	
4700	Griffith Public Schools	\$11,764,340	\$1,946,931	\$989,250	\$276,600	\$45,600	\$15,022,721	
7610	Hamilton Community Schools	\$1,862,626	\$239,303	\$215,000	\$51,300	\$6,000	\$2,374,229	
3025	Hamilton Heights School Corp	\$11,203,044	\$1,129,258	\$1,297,800	\$237,200	\$63,000	\$13,930,302	
3005	Hamilton Southeastern Schools	\$103,329,221	\$4,340,369	\$8,815,800	\$1,004,700	\$659,000	\$118,149,090	
9705	Hammond Academy of Science & Tech	\$2,711,983	\$505,585	\$93,500	\$32,500	\$22,600	\$3,366,168	
4580	Hanover Community School Corp	\$10,699,291	\$881,577	\$795,900	\$287,700	\$57,800	\$12,722,268	
9650	Herron Charter	\$3,804,722	\$427,344	\$508,500	\$1,500	\$100,200	\$4,842,266	
9865	Hoosier Acad Virtual Charter	\$16,696,571	\$2,723,562	\$1,914,600	\$0	\$4,000	\$21,338,733	
9805	Hoosier Academy - Indianapolis	\$1,236,783	\$124,928	\$167,900	\$0	\$1,000	\$1,530,611	
9655	Hope Academy	\$119,208	\$8,642	\$28,700	\$0	\$0	\$156,550	
3625	Huntington Co Com Sch Corp	\$26,197,845	\$4,136,855	\$2,743,050	\$677,000	\$102,200	\$33,856,950	
9850	Imagine Life Sciences Acad - West	\$2,304,688	\$803,458	\$210,600	\$0	\$0	\$3,318,746	
9625	IN Acad for Sci Math Humanities	\$1,552,188	\$93,550	\$27,900	\$0	\$140,600	\$1,814,238	
9490	Indiana College Preparatory School	\$1,490,100	\$613,263	\$119,300	\$0	\$0	\$2,222,663	
9905	Indiana Connections Academy	\$17,304,531	\$3,138,762	\$2,689,000	\$0	\$28,800	\$23,161,093	
9375	Indiana Math and Science Acad South	\$1,333,640	\$487,883	\$167,800	\$0	\$0	\$1,989,323	
9785	Indiana Math and Science Academy	\$2,643,686	\$872,986	\$169,300	\$0	\$0	\$3,685,972	
9895	Indiana Math Science Academy North	\$3,335,341	\$1,099,977	\$275,300	\$0	\$27,000	\$4,737,618	
9890	Indiana Virtual School	\$7,139,069	\$2,120,113	\$362,700	\$0	\$2,000	\$9,623,882	

Note the tuition support calculations for school corporations 5385 and 4690 may include innovation network charter schools as well as turnaround academies.

Appendix B: FY2016 State Tuition Support by School Corporation

Corp	Corp Name	FY2016			FY2016 Career and		FY2016 State Tuition Support
		FY2016 Basic Grant	Complexity Grant	FY2016 Special Education Grant	Technical Education Grant	FY2016 Honors Grant	
9780	Indianapolis Acad of Excel -Chlng Fnd Aca	\$427,162	\$173,312	\$28,000	\$0	\$0	\$628,474
9770	Indianapolis Lighthouse East	\$1,060,455	\$500,053	\$175,100	\$0	\$0	\$1,735,608
9670	Indianapolis Metropolitan High School	\$1,296,387	\$557,851	\$218,400	\$113,050	\$3,800	\$2,189,488
5385	Indianapolis Public Schools	\$154,101,176	\$54,751,058	\$21,615,550	\$1,049,950	\$172,000	\$231,689,734
9575	Indpls Lighthouse Charter School	\$4,592,087	\$1,840,784	\$187,800	\$16,050	\$21,000	\$6,657,721
9735	Inspire Academy	\$881,643	\$277,445	\$82,900	\$0	\$0	\$1,241,988
9330	Irvington Community School	\$5,128,428	\$1,036,413	\$460,400	\$0	\$25,800	\$6,651,041
6900	Jac-Cen-Del Community Sch Corp	\$4,259,203	\$643,245	\$466,200	\$95,650	\$18,400	\$5,482,698
3945	Jay School Corp	\$17,079,030	\$3,091,624	\$2,742,800	\$1,164,850	\$81,200	\$24,159,504
4015	Jennings County Schools	\$21,648,222	\$4,663,848	\$2,590,600	\$546,200	\$84,600	\$29,533,470
7150	John Glenn School Corporation	\$9,367,763	\$1,379,873	\$721,900	\$176,350	\$49,800	\$11,695,686
9495	Joshua Academy	\$1,120,059	\$417,380	\$28,700	\$0	\$0	\$1,566,139
3785	Kankakee Valley School Corp	\$17,002,041	\$2,118,666	\$1,932,800	\$569,400	\$83,000	\$21,705,907
7525	Knox Community School Corp	\$9,372,729	\$2,019,241	\$664,150	\$459,100	\$33,800	\$12,549,020
3500	Kokomo School Corporation	\$29,502,639	\$7,586,936	\$3,522,100	\$888,100	\$100,600	\$41,600,375
7855	Lafayette School Corporation	\$36,154,793	\$8,764,280	\$5,494,550	\$587,000	\$92,600	\$51,093,223
4615	Lake Central School Corp	\$46,801,756	\$3,014,647	\$4,246,250	\$796,100	\$273,600	\$55,132,353
4650	Lake Ridge Schools	\$9,621,080	\$3,546,027	\$917,650	\$1,209,350	\$21,600	\$15,315,707
4680	Lake Station Community Schools	\$7,000,987	\$2,090,528	\$668,500	\$118,650	\$18,400	\$9,897,065
4535	Lakeland School Corporation	\$10,450,568	\$1,835,950	\$1,162,050	\$431,500	\$50,200	\$13,930,268
3160	Lanesville Community School Corp	\$3,608,774	\$209,130	\$273,500	\$159,300	\$28,000	\$4,278,704
4945	LaPorte Community School Corp	\$30,773,049	\$5,717,455	\$3,025,900	\$531,400	\$135,200	\$40,183,004
1620	Lawrenceburg Com School Corp	\$9,911,649	\$1,609,690	\$981,750	\$162,600	\$63,200	\$12,728,889
0665	Lebanon Community School Corp	\$17,469,882	\$2,595,404	\$2,433,750	\$498,950	\$75,200	\$23,073,186
1895	Liberty-Perry Com School Corp	\$5,826,292	\$1,008,416	\$482,550	\$82,450	\$39,000	\$7,438,708
2950	Linton-Stockton School Corp	\$7,053,488	\$1,276,316	\$461,150	\$165,950	\$14,000	\$8,970,904
0875	Logansport Community Sch Corp	\$20,428,774	\$4,247,556	\$1,753,600	\$847,800	\$63,800	\$27,341,530
5525	Loogootee Community Sch Corp	\$4,205,808	\$573,139	\$448,400	\$50,650	\$32,400	\$5,310,397
8445	M S D Bluffton-Harrison	\$7,768,189	\$1,228,835	\$738,150	\$193,050	\$45,400	\$9,973,624
6460	M S D Boone Township	\$5,970,335	\$630,328	\$695,450	\$120,700	\$22,400	\$7,439,213
5300	M S D Decatur Township	\$30,479,996	\$6,654,298	\$3,357,300	\$449,900	\$96,600	\$41,038,094
5330	M S D Lawrence Township	\$75,810,378	\$16,039,535	\$8,425,250	\$2,073,450	\$329,400	\$102,678,013
5925	M S D Martinsville Schools	\$23,935,974	\$4,114,269	\$2,504,800	\$693,750	\$93,400	\$31,342,193
6590	M S D Mount Vernon	\$10,178,625	\$1,438,553	\$1,377,150	\$214,150	\$51,000	\$13,259,478
6600	M S D North Posey Co Schools	\$7,033,917	\$709,509	\$877,650	\$197,350	\$47,800	\$8,866,226
4860	M S D of New Durham Township	\$4,799,364	\$614,573	\$388,800	\$140,250	\$22,200	\$5,965,187
5340	M S D Perry Township	\$75,580,853	\$16,086,533	\$8,535,650	\$800,000	\$286,600	\$101,289,636
5350	M S D Pike Township	\$55,466,490	\$12,389,786	\$5,278,600	\$961,700	\$150,800	\$74,247,376
2960	M S D Shakamak Schools	\$4,107,709	\$798,684	\$254,950	\$85,250	\$19,200	\$5,265,793
0125	M S D Southwest Allen County Schools	\$34,937,878	\$1,703,213	\$2,635,250	\$604,050	\$261,000	\$40,141,391
7615	M S D Steuben County	\$13,793,409	\$2,134,493	\$1,425,650	\$219,150	\$65,800	\$17,638,502
8050	M S D Wabash County Schools	\$10,713,820	\$1,522,454	\$1,149,250	\$359,350	\$52,800	\$13,797,674
8115	M S D Warren County	\$5,751,786	\$818,961	\$588,700	\$186,650	\$32,800	\$7,378,897
5360	M S D Warren Township	\$59,705,824	\$16,532,515	\$7,632,900	\$1,635,700	\$159,800	\$85,666,739

Note the tuition support calculations for school corporations 5385 and 4690 may include innovation network charter schools as well as turnaround academies.

Appendix B: FY2016 State Tuition Support by School Corporation

Corp	Corp Name	FY2016			FY2016 Career and		FY2016 State Tuition Support
		FY2016 Basic Grant	Complexity Grant	FY2016 Special Education Grant	Technical Education Grant	FY2016 Honors Grant	
5370	M S D Washington Township	\$55,438,550	\$11,332,144	\$6,924,400	\$822,300	\$300,400	\$74,817,794
5375	M S D Wayne Township	\$79,199,659	\$22,458,931	\$9,053,250	\$1,855,650	\$337,600	\$112,905,090
5615	Maconaquah School Corp	\$11,272,607	\$2,183,077	\$1,092,300	\$200,800	\$28,800	\$14,777,584
3995	Madison Consolidated Schools	\$13,816,306	\$2,538,840	\$1,587,700	\$428,400	\$90,000	\$18,461,246
2825	Madison-Grant United Sch Corp	\$6,171,498	\$992,732	\$587,250	\$142,500	\$39,400	\$7,933,380
8045	Manchester Community Schools	\$7,768,388	\$1,298,714	\$713,450	\$251,950	\$36,000	\$10,068,502
9915	Marion Academy	\$913,928	\$320,988	\$242,100	\$0	\$0	\$1,477,016
2865	Marion Community Schools	\$17,740,550	\$5,237,872	\$1,966,400	\$573,350	\$80,000	\$25,598,172
9955	Mays Community Academy	\$568,722	\$76,423	\$52,400	\$0	\$0	\$697,545
3640	Medora Community School Corp	\$1,100,191	\$272,571	\$117,550	\$12,300	\$2,400	\$1,505,012
4600	Merrillville Community School	\$33,218,104	\$7,058,396	\$3,186,050	\$697,500	\$106,400	\$44,266,450
4925	Michigan City Area Schools	\$27,708,410	\$7,968,330	\$3,653,200	\$592,200	\$96,600	\$40,018,740
2275	Middlebury Community Schools	\$22,559,021	\$1,988,709	\$1,685,750	\$374,750	\$103,400	\$26,711,630
6910	Milan Community Schools	\$5,586,633	\$802,903	\$574,300	\$183,300	\$35,400	\$7,182,536
3335	Mill Creek Community Sch Corp	\$7,522,522	\$815,861	\$713,350	\$149,350	\$55,000	\$9,256,083
2855	Mississinewa Community School Corp	\$12,040,009	\$2,682,665	\$1,352,150	\$196,850	\$54,200	\$16,325,874
5085	Mitchell Community Schools	\$8,128,496	\$1,545,052	\$1,088,600	\$66,450	\$41,800	\$10,870,398
6820	Monroe Central School Corp	\$5,063,857	\$914,869	\$487,000	\$110,300	\$22,200	\$6,598,226
5740	Monroe County Com Sch Corp	\$53,464,789	\$6,947,839	\$5,905,450	\$815,600	\$375,200	\$67,508,878
5900	Monroe-Gregg School District	\$7,457,951	\$863,873	\$776,000	\$175,550	\$24,000	\$9,297,374
5930	Mooreville Con School Corp	\$22,155,304	\$3,064,275	\$2,116,450	\$596,150	\$92,200	\$28,024,379
3135	Mt Vernon Community Sch Corp	\$18,444,955	\$1,484,806	\$2,000,300	\$146,400	\$98,000	\$22,174,461
1970	Muncie Community Schools	\$28,870,688	\$8,797,393	\$3,999,800	\$417,250	\$81,200	\$42,166,331
9730	Neighbors New Vista High School	\$960,443	\$214,621	\$131,400	\$0	\$0	\$1,306,464
8305	Nettle Creek School Corp	\$5,500,058	\$793,162	\$580,000	\$129,900	\$26,000	\$7,029,120
2400	New Albany-Floyd Co Con Sch	\$56,289,024	\$8,663,093	\$6,502,450	\$1,182,450	\$329,000	\$72,966,017
3445	New Castle Community Sch Corp	\$16,425,870	\$3,677,185	\$1,960,850	\$390,100	\$69,000	\$22,523,005
9340	New Community School	\$1,028,169	\$175,138	\$100,500	\$0	\$0	\$1,303,807
4805	New Prairie United School Corp	\$14,756,957	\$1,860,678	\$1,410,450	\$415,450	\$74,400	\$18,517,935
9930	Nexus Academy of Indianapolis	\$640,744	\$123,817	\$94,800	\$0	\$1,000	\$860,361
4255	Nineveh-Hensley-Jackson United	\$8,895,898	\$980,429	\$812,050	\$252,250	\$36,400	\$10,977,027
3070	Noblesville Schools	\$49,930,768	\$3,928,216	\$5,509,400	\$671,950	\$255,200	\$60,295,534
0025	North Adams Community Schools	\$8,848,711	\$1,444,512	\$948,650	\$338,950	\$81,000	\$11,661,823
6375	North Central Parke Con Sch Corp	\$6,151,630	\$1,168,859	\$772,700	\$271,150	\$31,200	\$8,395,539
1375	North Daviess Com Schools	\$5,798,973	\$799,609	\$541,300	\$156,950	\$20,000	\$7,316,832
2735	North Gibson School Corp	\$10,128,086	\$1,807,049	\$1,802,150	\$116,300	\$38,000	\$13,891,585
3180	North Harrison Com School Corp	\$10,865,164	\$1,624,875	\$1,284,350	\$317,150	\$45,800	\$14,137,339
7515	North Judson-San Pierre Sch Corp	\$5,211,873	\$967,477	\$602,000	\$125,550	\$14,000	\$6,920,900
4315	North Knox School Corp	\$6,488,412	\$1,171,315	\$504,300	\$114,350	\$40,400	\$8,318,777
5075	North Lawrence Com Schools	\$24,522,948	\$4,130,737	\$3,115,400	\$614,500	\$122,800	\$32,506,385
5620	North Miami Community Schools	\$4,512,520	\$584,501	\$486,600	\$121,500	\$21,400	\$5,726,521
5835	North Montgomery Com Sch Corp	\$9,315,733	\$1,155,624	\$1,167,600	\$248,100	\$62,000	\$11,949,057
5945	North Newton School Corp	\$6,680,616	\$1,015,502	\$634,900	\$174,400	\$29,800	\$8,535,218
6715	North Putnam Community Schools	\$7,105,294	\$1,124,473	\$983,300	\$235,300	\$36,800	\$9,485,167

Note the tuition support calculations for school corporations 5385 and 4690 may include innovation network charter schools as well as turnaround academies.

Appendix B: FY2016 State Tuition Support by School Corporation

Corp	Corp Name	FY2016			FY2016 Career and		FY2016 Honors Grant	FY2016 State Tuition Support
		FY2016 Basic Grant	Complexity Grant	FY2016 Special Education Grant	Technical Education Grant			
7385	North Spencer County Sch Corp	\$9,420,686	\$816,586	\$995,550	\$232,550	\$55,000	\$11,520,372	
8010	North Vermillion Com Sch Corp	\$3,720,283	\$611,244	\$340,100	\$163,350	\$16,000	\$4,850,977	
3295	North West Hendricks Schools	\$9,367,762	\$607,348	\$847,950	\$222,550	\$68,400	\$11,114,010	
8515	North White School Corp	\$4,202,082	\$891,710	\$372,750	\$74,500	\$17,000	\$5,558,042	
2040	Northeast Dubois Co Sch Corp	\$4,333,708	\$375,646	\$735,850	\$143,950	\$39,000	\$5,628,154	
7645	Northeast School Corp	\$4,559,707	\$843,321	\$410,600	\$152,900	\$23,800	\$5,990,328	
8375	Northeastern Wayne Schools	\$6,295,673	\$840,238	\$591,100	\$129,500	\$41,400	\$7,897,911	
8435	Northern Wells Com Schools	\$11,859,085	\$1,143,744	\$1,104,750	\$253,800	\$58,000	\$14,419,379	
0225	Northwest Allen County Schools	\$35,305,237	\$1,740,952	\$2,749,550	\$727,200	\$216,400	\$40,739,339	
7350	Northwestern Con School Corp	\$7,008,438	\$845,767	\$699,450	\$193,100	\$49,200	\$8,795,955	
3470	Northwestern School Corp	\$8,724,536	\$859,825	\$667,100	\$100,400	\$77,000	\$10,428,861	
5625	Oak Hill United School Corp	\$8,323,476	\$1,116,723	\$732,950	\$142,050	\$42,400	\$10,357,599	
9640	Options Charter Sch - Noblesville	\$1,025,686	\$162,036	\$367,900	\$0	\$0	\$1,555,622	
9325	Options Charter School - Carmel	\$923,862	\$128,883	\$267,700	\$0	\$0	\$1,320,445	
7495	Oregon-Davis School Corp	\$2,992,618	\$559,373	\$245,750	\$139,200	\$11,800	\$3,948,741	
6145	Orleans Community Schools	\$4,060,523	\$719,343	\$395,150	\$100,950	\$25,200	\$5,301,166	
6155	Paoli Community School Corp	\$7,222,019	\$1,495,017	\$885,800	\$284,550	\$48,600	\$9,935,986	
9680	Paramount School of Excellence Inc	\$3,137,902	\$1,203,698	\$302,500	\$0	\$0	\$4,644,100	
7175	Penn-Harris-Madison Sch Corp	\$53,030,076	\$4,730,748	\$4,993,550	\$1,516,050	\$398,800	\$64,669,224	
6325	Perry Central Com Schools Corp	\$5,863,544	\$740,965	\$594,500	\$277,150	\$40,000	\$7,516,159	
5635	Peru Community Schools	\$10,302,006	\$2,430,025	\$1,048,300	\$352,150	\$48,200	\$14,180,681	
9925	Phalen Ldrshp Acad - IN Inc	\$1,559,638	\$542,187	\$47,400	\$0	\$0	\$2,149,225	
6445	Pike County School Corp	\$9,183,983	\$1,399,897	\$1,294,100	\$325,300	\$37,400	\$12,240,680	
0775	Pioneer Regional School Corp	\$4,564,822	\$608,591	\$314,350	\$24,300	\$19,000	\$5,531,063	
3330	Plainfield Community Sch Corp	\$25,960,026	\$2,558,424	\$2,662,700	\$484,700	\$186,800	\$31,852,650	
5485	Plymouth Community School Corp	\$18,109,856	\$3,190,427	\$1,548,050	\$745,450	\$67,400	\$23,661,183	
6550	Portage Township Schools	\$38,434,647	\$7,084,216	\$4,299,100	\$918,350	\$170,600	\$50,906,913	
6520	Porter Township School Corp	\$6,896,680	\$455,386	\$792,650	\$139,150	\$30,000	\$8,313,866	
4515	Prairie Heights Com Sch Corp	\$6,380,112	\$869,876	\$826,200	\$236,600	\$35,800	\$8,348,588	
6825	Randolph Central School Corp	\$7,495,204	\$1,481,536	\$785,600	\$112,050	\$27,800	\$9,902,190	
6835	Randolph Eastern School Corp	\$4,293,972	\$967,609	\$354,000	\$106,000	\$16,000	\$5,737,581	
6805	Randolph Southern School Corp	\$2,525,720	\$443,717	\$206,450	\$38,600	\$10,400	\$3,224,887	
9690	Renaissance Academy Charter	\$1,229,333	\$108,546	\$62,400	\$0	\$0	\$1,400,279	
3815	Rensselaer Central School Corp	\$7,800,947	\$1,270,186	\$974,450	\$190,700	\$58,400	\$10,294,683	
5705	Richland-Bean Blossom C S C	\$13,778,458	\$1,766,317	\$1,657,150	\$163,050	\$69,400	\$17,434,375	
8385	Richmond Community Schools	\$23,952,215	\$6,906,599	\$3,506,950	\$551,700	\$87,600	\$35,005,064	
6080	Rising Sun-Ohio Co Com	\$3,752,569	\$468,410	\$335,550	\$59,700	\$21,000	\$4,637,229	
4590	River Forest Community Sch Corp	\$7,445,533	\$2,181,960	\$622,000	\$76,250	\$7,000	\$10,332,743	
2645	Rochester Community Sch Corp	\$8,948,175	\$1,572,011	\$909,500	\$263,300	\$51,800	\$11,744,786	
9875	Rock Creek Community Academy	\$2,426,380	\$175,210	\$357,700	\$11,250	\$12,800	\$2,983,340	
1180	Rossville Con School District	\$5,024,121	\$408,323	\$312,150	\$137,500	\$43,000	\$5,925,094	
9465	Rural Community Schools Inc	\$745,051	\$161,192	\$248,800	\$0	\$0	\$1,155,043	
6995	Rush County Schools	\$10,870,926	\$1,771,587	\$1,033,250	\$273,500	\$50,800	\$14,000,063	
8205	Salem Community Schools	\$9,737,505	\$1,772,238	\$1,277,550	\$167,100	\$49,600	\$13,003,993	

Note the tuition support calculations for school corporations 5385 and 4690 may include innovation network charter schools as well as turnaround academies.

Appendix B: FY2016 State Tuition Support by School Corporation

Corp	Corp Name	FY2016			FY2016 Career and		FY2016 Honors Grant	FY2016 State Tuition Support
		FY2016 Basic Grant	Complexity Grant	FY2016 Special Education Grant	Technical Education Grant	FY2016 Career and Technical Education Grant		
4670	School City of East Chicago	\$22,095,700	\$9,442,875	\$3,023,500	\$404,600	\$24,800	\$34,991,475	
4710	School City of Hammond	\$64,921,174	\$22,021,702	\$6,850,650	\$805,450	\$155,200	\$94,754,176	
4730	School City of Hobart	\$20,166,367	\$3,047,001	\$1,882,350	\$655,450	\$90,000	\$25,841,168	
7200	School City of Mishawaka	\$24,718,276	\$5,523,168	\$3,409,650	\$737,250	\$71,400	\$34,459,744	
4720	School Town of Highland	\$15,660,952	\$1,863,549	\$1,292,450	\$333,500	\$90,200	\$19,240,651	
4740	School Town of Munster	\$19,370,207	\$1,107,538	\$1,577,750	\$285,700	\$212,400	\$22,553,595	
5400	School Town of Speedway	\$8,453,834	\$1,731,002	\$1,107,650	\$123,650	\$37,800	\$11,453,936	
7230	Scott County School District 1	\$5,945,500	\$1,556,938	\$754,050	\$68,100	\$33,000	\$8,357,588	
7255	Scott County School District 2	\$13,023,475	\$2,502,017	\$1,554,250	\$350,450	\$46,400	\$17,476,592	
9485	SE Neighborhood Sch of Excellence	\$2,451,215	\$968,178	\$135,000	\$0	\$0	\$3,554,393	
3675	Seymour Community Schools	\$22,724,026	\$4,083,142	\$2,642,650	\$457,800	\$104,600	\$30,012,218	
7285	Shelby Eastern Schools	\$6,039,873	\$776,404	\$588,500	\$98,300	\$39,400	\$7,542,477	
7365	Shelbyville Central Schools	\$19,154,391	\$3,585,692	\$2,187,750	\$514,800	\$96,600	\$25,539,233	
3435	Shenandoah School Corporation	\$6,936,416	\$972,523	\$637,650	\$239,600	\$33,200	\$8,819,389	
3055	Sheridan Community Schools	\$5,150,779	\$621,588	\$616,100	\$77,300	\$28,400	\$6,494,167	
5520	Shoals Community School Corp	\$2,874,521	\$617,292	\$417,600	\$37,650	\$12,000	\$3,959,063	
9315	Signature School Inc	\$1,713,616	\$362,557	\$2,300	\$0	\$73,400	\$2,151,873	
9760	Smith Academy for Excellence	\$442,063	\$141,597	\$39,600	\$0	\$0	\$623,260	
8625	Smith-Green Community Schools	\$5,905,465	\$528,900	\$496,350	\$187,300	\$26,000	\$7,144,015	
0035	South Adams Schools	\$6,120,114	\$924,288	\$621,400	\$163,150	\$27,400	\$7,856,352	
7205	South Bend Community Sch Corp	\$87,169,807	\$24,149,564	\$12,071,100	\$1,751,900	\$304,200	\$125,446,571	
4940	South Central Com School Corp	\$4,549,772	\$428,890	\$433,050	\$134,900	\$29,000	\$5,575,612	
1600	South Dearborn Com School Corp	\$12,760,223	\$2,118,012	\$1,427,300	\$339,650	\$41,200	\$16,686,385	
2765	South Gibson School Corp	\$9,642,288	\$811,412	\$1,093,300	\$189,000	\$58,000	\$11,794,000	
3190	South Harrison Com Schools	\$14,994,082	\$2,359,266	\$1,620,000	\$457,150	\$59,200	\$19,489,698	
3415	South Henry School Corp	\$3,946,282	\$638,119	\$368,100	\$181,550	\$21,400	\$5,155,451	
4325	South Knox School Corp	\$6,039,872	\$589,298	\$414,400	\$145,700	\$41,800	\$7,231,070	
5255	South Madison Com Sch Corp	\$22,632,136	\$2,543,620	\$2,646,400	\$305,250	\$105,400	\$28,232,806	
5845	South Montgomery Com Sch Corp	\$8,302,341	\$1,119,137	\$928,300	\$292,050	\$35,800	\$10,677,628	
5995	South Newton School Corp	\$4,460,366	\$918,941	\$533,700	\$165,700	\$20,400	\$6,099,107	
6705	South Putnam Community Schools	\$5,659,897	\$844,837	\$681,650	\$149,700	\$30,200	\$7,366,284	
6865	South Ripley Com Sch Corp	\$5,841,391	\$1,046,323	\$630,800	\$216,100	\$33,800	\$7,768,414	
7445	South Spencer County Sch Corp	\$6,062,447	\$959,006	\$698,950	\$238,950	\$28,000	\$7,987,353	
8020	South Vermillion Com Sch Corp	\$8,426,516	\$1,501,080	\$1,001,950	\$289,700	\$49,400	\$11,268,646	
2100	Southeast Dubois Co Sch Corp	\$6,329,573	\$436,609	\$601,550	\$220,000	\$53,400	\$7,641,132	
2455	Southeast Fountain School Corp	\$5,416,514	\$946,620	\$474,200	\$165,850	\$27,400	\$7,030,584	
0815	Southeastern School Corp	\$6,894,196	\$847,957	\$491,150	\$149,050	\$29,800	\$8,412,153	
3115	Southern Hancock Co Com Sch Corp	\$16,645,659	\$1,073,372	\$1,553,150	\$330,000	\$114,400	\$19,716,581	
8425	Southern Wells Com Schools	\$4,162,346	\$472,188	\$274,300	\$104,750	\$26,400	\$5,039,984	
2110	Southwest Dubois Co Sch Corp	\$8,645,064	\$1,234,554	\$835,950	\$168,050	\$46,000	\$10,929,618	
6260	Southwest Parke Com Sch Corp	\$4,927,264	\$1,069,128	\$531,550	\$265,250	\$22,600	\$6,815,792	
7715	Southwest School Corp	\$8,632,646	\$1,563,870	\$756,450	\$288,650	\$38,400	\$11,280,016	
7360	Southwestern Con Sch Shelby Co	\$3,039,804	\$381,784	\$252,250	\$70,000	\$12,000	\$3,755,838	
4000	Southwestern-Jefferson Co Con	\$6,802,307	\$1,386,153	\$775,900	\$143,150	\$37,800	\$9,145,310	

Note the tuition support calculations for school corporations 5385 and 4690 may include innovation network charter schools as well as turnaround academies.

Appendix B: FY2016 State Tuition Support by School Corporation

Corp	Corp Name	FY2016			FY2016 Career and		FY2016 Honors Grant	FY2016 State Tuition Support
		FY2016 Basic Grant	Complexity Grant	FY2016 Special Education Grant	Technical Education Grant	FY2016 Career and Technical Education Grant		
6195	Spencer-Owen Community Schools	\$12,397,235	\$2,322,503	\$1,731,600	\$495,300	\$62,000	\$17,008,638	
6160	Springs Valley Com School Corp	\$4,356,060	\$754,869	\$404,850	\$99,800	\$20,400	\$5,635,979	
9960	Success Academy Primary School	\$2,155,679	\$803,295	\$138,700	\$0	\$0	\$3,097,674	
1560	Sunman-Dearborn Com Sch Corp	\$19,127,917	\$1,464,535	\$1,757,950	\$554,500	\$139,400	\$23,044,302	
7775	Switzerland County School Corp	\$7,467,885	\$1,423,168	\$996,350	\$203,550	\$18,600	\$10,109,553	
3460	Taylor Community School Corp	\$5,935,566	\$1,184,926	\$714,650	\$99,950	\$26,800	\$7,961,892	
6350	Tell City-Troy Twp School Corp	\$7,275,414	\$1,197,902	\$928,650	\$208,450	\$19,000	\$9,629,416	
9460	Thea Bowman Leadership Academy	\$6,282,371	\$2,035,697	\$336,700	\$7,950	\$23,000	\$8,685,718	
9740	Thurgood Marshall Leadership Academy	\$620,875	\$267,302	\$26,900	\$0	\$0	\$915,077	
9350	Timothy L Johnson Academy	\$1,432,980	\$677,124	\$59,200	\$0	\$0	\$2,169,304	
9940	Tindley Collegiate Academy	\$1,549,704	\$353,131	\$105,600	\$0	\$0	\$2,008,435	
9425	Tindley Genesis Academy	\$740,083	\$297,048	\$28,600	\$0	\$0	\$1,065,731	
9745	Tindley Preparatory Academy	\$1,043,071	\$241,423	\$95,800	\$0	\$0	\$1,380,294	
9945	Tindley Renaissance Academy	\$1,996,734	\$534,242	\$68,600	\$0	\$0	\$2,599,576	
9430	Tindley Summit Academy	\$1,445,398	\$414,343	\$45,400	\$0	\$0	\$1,905,141	
7865	Tippecanoe School Corp	\$64,259,420	\$7,673,483	\$7,442,850	\$908,650	\$257,800	\$80,542,203	
4445	Tippecanoe Valley School Corp	\$9,359,864	\$1,710,083	\$1,139,750	\$238,600	\$35,800	\$12,484,097	
7945	Tipton Community School Corp	\$8,468,735	\$1,155,836	\$705,450	\$247,100	\$38,400	\$10,615,521	
7935	Tri-Central Community Schools	\$4,019,445	\$536,447	\$387,000	\$69,700	\$21,400	\$5,033,992	
8535	Tri-County School Corp	\$3,706,723	\$484,208	\$477,850	\$141,200	\$24,400	\$4,834,381	
4645	Tri-Creek School Corp	\$16,473,105	\$1,371,211	\$1,218,700	\$866,950	\$113,200	\$20,043,166	
5495	Triton School Corporation	\$4,539,838	\$609,730	\$307,350	\$133,600	\$28,200	\$5,618,718	
4915	Tri-Township Cons School Corp	\$1,954,515	\$244,104	\$191,600	\$44,450	\$4,000	\$2,438,669	
8565	Twin Lakes School Corp	\$11,856,230	\$1,836,367	\$851,650	\$415,750	\$46,400	\$15,006,397	
7950	Union Co-Clg Corner Joint Sch Dist	\$7,105,294	\$1,130,968	\$641,050	\$157,400	\$38,800	\$9,073,512	
6795	Union School Corporation	\$1,219,399	\$245,915	\$166,450	\$40,800	\$10,200	\$1,682,764	
6530	Union Township School Corp	\$7,457,951	\$561,066	\$729,550	\$154,650	\$52,000	\$8,955,217	
7215	Union-North United School Corp	\$5,476,118	\$876,642	\$491,650	\$118,550	\$31,400	\$6,994,360	
6560	Valparaiso Community Schools	\$30,587,954	\$3,179,928	\$3,335,000	\$364,400	\$278,200	\$37,745,482	
9360	Veritas Academy	\$653,161	\$184,714	\$50,800	\$0	\$0	\$888,675	
8030	Vigo County School Corp	\$73,512,793	\$14,975,031	\$8,864,950	\$2,187,200	\$351,000	\$99,890,974	
4335	Vincennes Community Sch Corp	\$13,033,408	\$2,871,049	\$1,358,950	\$108,250	\$53,200	\$17,424,857	
9935	Vision Academy	\$1,770,736	\$703,260	\$153,000	\$0	\$0	\$2,626,996	
8060	Wabash City Schools	\$6,935,174	\$1,419,079	\$951,250	\$222,200	\$29,200	\$9,556,903	
2285	Wa-Nee Community Schools	\$14,957,823	\$1,542,429	\$1,444,750	\$349,350	\$78,200	\$18,372,552	
8130	Warrick County School Corp	\$50,278,408	\$5,068,027	\$5,844,200	\$651,700	\$234,800	\$62,077,135	
4415	Warsaw Community Schools	\$34,881,329	\$5,405,096	\$3,773,600	\$1,197,750	\$177,800	\$45,435,575	
1405	Washington Com Schools	\$12,685,023	\$2,842,421	\$1,687,850	\$256,800	\$48,200	\$17,520,294	
4345	Wawasee Community School Corp	\$15,517,852	\$2,186,589	\$1,813,750	\$519,700	\$89,200	\$20,127,091	
1885	Wes-Del Community Schools	\$4,254,236	\$685,526	\$362,800	\$63,300	\$24,400	\$5,390,262	
6630	West Central School Corp	\$4,067,874	\$706,067	\$436,150	\$193,800	\$23,400	\$5,427,291	
0940	West Clark Community Schools	\$23,322,300	\$2,516,339	\$2,363,450	\$567,050	\$152,200	\$28,921,339	
7875	West Lafayette Com School Corp	\$10,834,269	\$510,652	\$1,006,700	\$83,350	\$111,400	\$12,546,371	
6065	West Noble School Corporation	\$11,963,616	\$2,744,647	\$902,600	\$279,250	\$51,400	\$15,941,513	

Note the tuition support calculations for school corporations 5385 and 4690 may include innovation network charter schools as well as turnaround academies.

Appendix B: FY2016 State Tuition Support by School Corporation

Corp	Corp Name	FY2016			FY2016 Career and		FY2016 Honors Grant	FY2016 State Tuition Support
		FY2016 Basic Grant	Complexity Grant	FY2016 Special Education Grant	Technical Education Grant			
8220	West Washington School Corp	\$3,958,907	\$757,414	\$464,400	\$175,900	\$10,800	\$5,367,421	
0615	Western Boone Co Com Sch Dist	\$8,279,989	\$978,862	\$809,950	\$199,950	\$65,600	\$10,334,351	
3490	Western School Corp	\$13,115,364	\$1,396,639	\$1,022,000	\$124,750	\$91,800	\$15,750,553	
8355	Western Wayne Schools	\$4,857,726	\$890,253	\$473,300	\$196,850	\$26,600	\$6,444,729	
3030	Westfield-Washington Schools	\$35,559,175	\$1,790,917	\$3,870,650	\$722,250	\$210,400	\$42,153,392	
4525	Westview School Corporation	\$11,170,784	\$1,294,726	\$1,038,000	\$133,100	\$34,400	\$13,671,010	
2980	White River Valley Sch Dist	\$3,889,985	\$724,713	\$280,550	\$127,900	\$15,000	\$5,038,148	
4760	Whiting School City	\$5,518,158	\$1,200,052	\$502,800	\$180,900	\$23,800	\$7,425,710	
4455	Whitko Community School Corp	\$7,418,215	\$1,054,665	\$1,115,950	\$177,000	\$55,200	\$9,821,030	
8665	Whitley Co Cons Schools	\$17,118,766	\$1,881,893	\$1,888,750	\$793,100	\$82,800	\$21,765,309	
9845	Xavier School of Excellence	\$1,184,630	\$380,365	\$133,800	\$0	\$0	\$1,698,795	
1910	Yorktown Community Schools	\$12,275,941	\$1,425,388	\$799,000	\$175,150	\$105,000	\$14,780,479	
0630	Zionsville Community Schools	\$31,873,040	\$505,978	\$3,176,050	\$119,850	\$267,800	\$35,942,718	
	Statewide	\$5,074,826,228	\$891,554,291	\$544,217,100	\$105,821,750	\$24,234,800	\$6,640,654,169	

Note the tuition support calculations for school corporations 5385 and 4690 may include innovation network charter schools as well as turnaround academies.

Appendix C: FY2017 State Tuition Support by School Corporation

Corp	Corp Name	FY2017			FY2017 Career	FY2017 Honors	FY2017 State
		FY2017 Basic Grant	Complexity Grant	FY2017 Special Education Grant	and Technical Education Grant		
9545	21st Century Charter Sch of Gary	\$ 4,556,304.00	\$2,145,528	\$257,200	\$0	\$6,600	\$6,965,632.00
9970	Ace Preparatory Academy	\$ 170,448.00	\$46,107	\$2,300	\$0	\$0	\$218,855.00
0015	Adams Central Community Schools	\$ 6,346,262.00	\$438,776	\$524,000	\$148,950	\$53,000	\$7,510,988.00
5265	Alexandria Com School Corp	\$ 7,771,004.00	\$1,421,569	\$906,250	\$95,700	\$52,200	\$10,246,723.00
5275	Anderson Community School Corp	\$ 34,397,424.00	\$11,232,977	\$5,405,250	\$905,700	\$82,200	\$52,023,551.00
9790	Anderson Preparatory Academy	\$ 4,118,736.00	\$917,892	\$402,700	\$0	\$21,800	\$5,461,128.00
9615	Andrew J Brown Academy	\$ 3,294,480.00	\$1,249,558	\$144,000	\$0	\$0	\$4,688,038.00
5470	Argos Community Schools	\$ 2,949,004.00	\$366,753	\$324,200	\$115,100	\$10,000	\$3,765,057.00
9685	Aspire Charter Academy	\$ 3,531,072.00	\$1,510,970	\$225,600	\$0	\$0	\$5,267,642.00
2435	Attica Consolidated Sch Corp	\$ 3,429,312.00	\$572,948	\$360,800	\$120,350	\$18,000	\$4,501,410.00
3315	Avon Community School Corp	\$ 47,735,616.00	\$3,419,927	\$4,448,050	\$1,031,500	\$369,400	\$57,004,493.00
9645	Avondale Meadows Academy	\$ 2,292,144.00	\$703,892	\$166,000	\$0	\$0	\$3,162,036.00
1315	Barr-Reeve Com Schools Inc	\$ 4,225,584.00	\$233,371	\$212,900	\$88,250	\$30,000	\$4,790,105.00
0365	Bartholomew Con School Corp	\$ 57,118,499.00	\$7,290,355	\$4,797,950	\$1,606,550	\$377,800	\$71,191,154.00
6895	Batesville Community Sch Corp	\$ 10,809,456.00	\$924,795	\$1,017,650	\$234,450	\$110,800	\$13,097,151.00
2260	Baugo Community Schools	\$ 9,639,216.00	\$1,204,144	\$689,650	\$233,550	\$48,200	\$11,814,760.00
5380	Beech Grove City Schools	\$ 16,146,082.00	\$3,774,591	\$1,859,150	\$849,150	\$42,400	\$22,671,373.00
0395	Benton Community School Corp	\$ 9,389,904.00	\$1,353,269	\$1,398,050	\$215,800	\$49,200	\$12,406,223.00
0515	Blackford County Schools	\$ 8,644,512.00	\$1,730,466	\$841,450	\$215,500	\$48,200	\$11,480,128.00
2920	Bloomfield School District	\$ 4,213,169.00	\$655,550	\$335,700	\$95,650	\$32,400	\$5,332,469.00
9835	Bloomington Project School	\$ 1,414,464.00	\$121,800	\$244,600	\$0	\$0	\$1,780,864.00
3405	Blue River Valley Schools	\$ 3,174,912.00	\$450,940	\$189,850	\$100,750	\$8,400	\$3,924,852.00
5480	Bremen Public Schools	\$ 7,535,887.00	\$697,144	\$712,500	\$228,900	\$33,000	\$9,207,431.00
0670	Brown County School Corporation	\$ 9,529,976.00	\$1,531,876	\$1,628,100	\$192,250	\$32,800	\$12,915,002.00
3305	Brownsburg Community Sch Corp	\$ 42,729,024.00	\$2,671,908	\$3,814,600	\$882,300	\$351,400	\$50,449,232.00
3695	Brownstown Cnt Com Sch Corp	\$ 8,037,106.00	\$1,077,807	\$718,300	\$251,350	\$61,000	\$10,145,563.00
9620	Burriss Laboratory School	\$ 3,253,776.00	\$208,669	\$277,200	\$0	\$21,000	\$3,760,645.00
3455	C A Beard Memorial School Corp	\$ 5,721,456.00	\$966,643	\$689,050	\$159,950	\$44,800	\$7,581,899.00
9725	Canaan Community Academy	\$ 445,200.00	\$71,997	\$102,350	\$0	\$0	\$619,547.00
6340	Cannelton City Schools	\$ 1,236,384.00	\$383,034	\$203,700	\$3,300	\$5,000	\$1,831,418.00
9880	Career Academy at South Bend	\$ 1,353,993.00	\$293,554	\$298,900	\$215,350	\$7,400	\$2,169,197.00
9965	Career Academy Middle School	\$ 2,047,920.00	\$536,589	\$299,200	\$0	\$0	\$2,883,709.00
3060	Carmel Clay Schools	\$ 81,095,138.00	\$2,103,884	\$7,330,100	\$1,108,250	\$697,200	\$92,334,572.00
9755	Carpe Diem - Meridian Campus	\$ 648,720.00	\$169,749	\$169,400	\$0	\$1,000	\$988,869.00
9710	Carpe Diem Northwest	\$ 786,096.00	\$367,378	\$110,600	\$0	\$0	\$1,264,074.00
9630	Carpe Diem Shadeland	\$ 302,736.00	\$112,908	\$61,100	\$0	\$0	\$476,744.00
0750	Carroll Consolidated Sch Corp	\$ 5,685,840.00	\$764,069	\$367,700	\$149,950	\$19,400	\$6,986,959.00
2650	Caston School Corporation	\$ 3,525,984.00	\$415,702	\$182,700	\$96,250	\$10,000	\$4,230,636.00
4205	Center Grove Com Sch Corp	\$ 41,011,824.00	\$2,250,733	\$4,402,250	\$890,300	\$224,000	\$48,779,107.00
8360	Centerville-Abington Com Schs	\$ 8,568,192.00	\$1,125,181	\$605,400	\$137,350	\$51,200	\$10,487,323.00
6055	Central Noble Com School Corp	\$ 6,159,024.00	\$595,045	\$634,850	\$147,550	\$35,400	\$7,571,869.00
9445	Charles A Tindley Accelerated Schl	\$ 1,389,024.00	\$243,565	\$73,100	\$0	\$22,400	\$1,728,089.00
9310	Charter School of the Dunes	\$ 2,383,728.00	\$872,117	\$175,700	\$0	\$0	\$3,431,545.00
9380	Christel House Academy South	\$ 3,602,304.00	\$1,063,381	\$228,800	\$59,300	\$12,800	\$4,966,585.00
9395	Christel House Academy West	\$ 1,338,144.00	\$484,367	\$47,200	\$0	\$0	\$1,869,711.00

Note that tuition support calculations for school corporations 5385 and 4690 may include innovation network charter schools as well as turnaround academies.

Appendix C: FY2017 State Tuition Support by School Corporation

Corp	Corp Name	FY2017				FY2017 Honors Grant	FY2017 State Tuition Support
		FY2017 Basic Grant	FY2017 Complexity Grant	FY2017 Special Education Grant	FY2017 Career and Technical Education Grant		
4145	Clark-Pleasant Com School Corp	\$ 32,675,594.00	\$4,009,183	\$3,062,200	\$647,650	\$140,200	\$40,534,827.00
1000	Clarksville Com School Corp	\$ 7,014,800.00	\$1,567,203	\$906,850	\$111,000	\$28,400	\$9,628,253.00
1125	Clay Community Schools	\$ 21,050,583.00	\$3,903,543	\$2,384,200	\$374,050	\$67,000	\$27,779,376.00
1150	Clinton Central School Corp	\$ 4,747,104.00	\$634,627	\$309,250	\$120,750	\$0	\$5,811,731.00
1160	Clinton Prairie School Corp	\$ 5,998,752.00	\$842,006	\$517,500	\$81,800	\$16,400	\$7,456,458.00
6750	Cloverdale Community Schools	\$ 5,935,152.00	\$1,221,956	\$595,050	\$218,550	\$32,600	\$8,003,308.00
9320	Community Montessori Inc	\$ 2,757,696.00	\$234,014	\$487,800	\$0	\$10,000	\$3,489,510.00
1170	Community Schools of Frankfort	\$ 15,829,022.00	\$3,688,368	\$1,296,250	\$367,800	\$47,200	\$21,228,640.00
2270	Concord Community Schools	\$ 27,212,862.00	\$4,438,671	\$2,456,800	\$652,100	\$110,600	\$34,871,033.00
2440	Covington Community Sch Corp	\$ 4,507,968.00	\$562,832	\$403,800	\$129,250	\$32,400	\$5,636,250.00
1900	Cowan Community School Corp	\$ 4,044,960.00	\$485,896	\$277,600	\$61,300	\$13,000	\$4,882,756.00
1300	Crawford Co Com School Corp	\$ 7,506,988.00	\$1,420,264	\$984,550	\$160,650	\$25,800	\$10,098,252.00
5855	Crawfordsville Com Schools	\$ 12,239,336.00	\$2,544,594	\$1,493,900	\$173,500	\$59,400	\$16,510,730.00
3710	Crothersville Community Schools	\$ 2,365,920.00	\$364,341	\$245,800	\$56,750	\$11,000	\$3,043,811.00
4660	Crown Point Community Sch Corp	\$ 42,415,146.00	\$3,118,363	\$3,375,100	\$739,350	\$267,400	\$49,915,359.00
5455	Culver Community Schools Corp	\$ 3,928,750.00	\$758,593	\$367,100	\$141,650	\$13,800	\$5,209,893.00
1940	Daleville Community Schools	\$ 4,775,088.00	\$601,166	\$250,800	\$35,850	\$28,200	\$5,691,104.00
9920	Damar Charter Academy	\$ 839,520.00	\$309,136	\$1,102,300	\$0	\$0	\$2,250,956.00
3325	Danville Community School Corp	\$ 12,564,308.00	\$1,058,310	\$1,218,900	\$260,250	\$78,000	\$15,179,768.00
1655	Decatur County Com Schools	\$ 10,015,728.00	\$1,429,525	\$1,099,100	\$335,000	\$67,800	\$12,947,153.00
1835	DeKalb Co Ctl United Sch Dist	\$ 18,263,376.00	\$2,143,040	\$1,933,300	\$370,450	\$87,800	\$22,797,966.00
1805	DeKalb Co Eastern Com Sch Dist	\$ 7,051,968.00	\$1,025,640	\$735,900	\$137,450	\$39,200	\$8,990,158.00
1875	Delaware Community School Corp	\$ 13,381,440.00	\$1,767,518	\$1,145,600	\$222,550	\$72,200	\$16,589,308.00
0755	Delphi Community School Corp	\$ 7,198,044.00	\$973,292	\$490,200	\$305,650	\$48,400	\$9,015,586.00
9870	Discovery Charter School	\$ 2,605,056.00	\$172,682	\$149,500	\$0	\$0	\$2,927,238.00
9795	Dr Robert H Faulkner Academy	\$ 590,208.00	\$180,097	\$13,200	\$0	\$0	\$783,505.00
9950	Dugger Ch Sch	\$ 1,582,368.00	\$304,985	\$134,300	\$0	\$3,000	\$2,024,653.00
6470	Duneland School Corporation	\$ 29,680,848.00	\$2,712,695	\$3,353,700	\$594,450	\$169,000	\$36,510,693.00
9405	Early Career Academy	\$ 8,480.00	\$1,264	\$383	\$0	\$0	\$10,127.33
0255	East Allen County Schools	\$ 48,023,113.00	\$8,541,092	\$3,854,300	\$677,600	\$275,000	\$61,371,105.00
9595	East Chicago Lighthouse Charter	\$ 2,266,704.00	\$878,811	\$147,000	\$0	\$0	\$3,292,515.00
9555	East Chicago Urban Enterprise Acad	\$ 2,159,856.00	\$776,241	\$90,900	\$0	\$0	\$3,026,997.00
2725	East Gibson School Corporation	\$ 4,492,704.00	\$526,868	\$555,550	\$87,300	\$9,400	\$5,671,822.00
6060	East Noble School Corp	\$ 18,683,136.00	\$2,635,431	\$2,500,800	\$507,050	\$100,800	\$24,427,217.00
6510	East Porter County School Corp	\$ 12,717,456.00	\$705,009	\$1,325,850	\$331,550	\$82,400	\$15,162,265.00
8215	East Washington School Corp	\$ 7,286,016.00	\$1,201,076	\$742,100	\$183,950	\$51,200	\$9,464,342.00
2815	Eastbrook Community Sch Corp	\$ 8,026,320.00	\$1,002,107	\$684,700	\$234,200	\$33,000	\$9,980,327.00
2940	Eastern Greene Schools	\$ 5,942,784.00	\$963,530	\$551,700	\$121,800	\$30,000	\$7,609,814.00
3145	Eastern Hancock Co Com Sch Corp	\$ 6,187,008.00	\$597,312	\$678,350	\$200,900	\$34,400	\$7,697,970.00
3480	Eastern Howard School Corp	\$ 7,570,944.00	\$825,721	\$602,050	\$108,400	\$41,400	\$9,148,515.00
6620	Eastern Pulaski Com Sch Corp	\$ 6,326,928.00	\$873,994	\$545,250	\$125,000	\$33,400	\$7,904,572.00
4215	Edinburgh Community Sch Corp	\$ 4,370,592.00	\$868,225	\$521,350	\$84,200	\$15,000	\$5,859,367.00
2305	Elkhart Community Schools	\$ 63,975,367.00	\$14,604,440	\$6,231,450	\$1,550,300	\$173,800	\$86,535,357.00
5280	Elwood Community School Corp	\$ 7,504,800.00	\$1,827,526	\$828,100	\$239,450	\$19,200	\$10,419,076.00
5910	Eminence Community School Corp	\$ 1,854,576.00	\$292,694	\$315,050	\$71,250	\$12,000	\$2,545,570.00

Note that tuition support calculations for school corporations 5385 and 4690 may include innovation network charter schools as well as turnaround academies.

Appendix C: FY2017 State Tuition Support by School Corporation

Corp	Corp Name	FY2017			FY2017 Career	FY2017 Honors	FY2017 State
		FY2017 Basic Grant	Complexity Grant	FY2017 Special Education Grant	and Technical Education Grant		
9365	Enlace Academy	\$ 1,857,120.00	\$753,470	\$128,600	\$0	\$0	\$2,739,190.00
7995	Evansville Vanderburgh Sch Corp	\$ 112,304,524.00	\$24,074,841	\$11,274,400	\$1,966,350	\$434,000	\$150,054,115.00
2155	Fairfield Community Schools	\$ 10,893,332.00	\$650,111	\$873,150	\$215,300	\$81,000	\$12,712,893.00
2395	Fayette County School Corp	\$ 17,193,268.00	\$4,000,274	\$1,816,800	\$697,800	\$71,800	\$23,779,942.00
0370	Flat Rock-Hawcreek School Corp	\$ 4,373,136.00	\$548,129	\$359,450	\$157,050	\$21,000	\$5,458,765.00
0235	Fort Wayne Community Schools	\$ 144,876,119.00	\$38,221,897	\$16,208,850	\$2,079,750	\$473,200	\$201,859,816.00
4225	Franklin Community School Corp	\$ 25,639,220.00	\$3,406,217	\$2,641,800	\$494,250	\$112,400	\$32,293,887.00
2475	Franklin County Com Sch Corp	\$ 12,303,038.00	\$1,933,134	\$1,108,100	\$271,850	\$56,800	\$15,672,922.00
5310	Franklin Township Com Sch Corp	\$ 46,171,056.00	\$5,125,459	\$5,698,000	\$714,650	\$218,000	\$57,927,165.00
5245	Frankton-Lapel Community Schs	\$ 15,401,630.00	\$1,721,544	\$1,415,400	\$204,750	\$81,400	\$18,824,724.00
7605	Fremont Community Schools	\$ 4,699,327.00	\$663,208	\$435,550	\$38,700	\$25,400	\$5,862,185.00
8525	Frontier School Corporation	\$ 3,406,416.00	\$239,306	\$384,500	\$153,500	\$25,000	\$4,208,722.00
1820	Garrett-Keyser-Butler Com	\$ 9,073,126.00	\$1,386,505	\$918,000	\$238,050	\$35,000	\$11,650,681.00
4690	Gary Community School Corp	\$ 30,037,008.00	\$12,385,071	\$3,579,350	\$358,850	\$39,800	\$46,400,079.00
9535	Gary Lighthouse Charter School	\$ 7,642,176.00	\$3,063,900	\$533,000	\$3,150	\$19,200	\$11,261,426.00
9885	Gary Middle College	\$ 763,200.00	\$221,152	\$45,700	\$0	\$0	\$1,030,052.00
9665	Geist Montessori Academy	\$ 1,902,912.00	\$111,183	\$268,400	\$0	\$0	\$2,282,495.00
2315	Goshen Community Schools	\$ 33,038,012.00	\$6,949,087	\$3,131,600	\$407,450	\$130,400	\$43,656,549.00
1010	Greater Clark County Schools	\$ 52,135,464.00	\$8,848,273	\$5,802,700	\$1,144,800	\$227,600	\$68,158,837.00
2120	Greater Jasper Con Schs	\$ 16,042,464.00	\$1,121,427	\$1,507,950	\$525,150	\$139,400	\$19,336,391.00
6755	Greencastle Community Sch Corp	\$ 9,426,842.00	\$1,477,928	\$1,070,050	\$297,950	\$55,400	\$12,328,170.00
3125	Greenfield-Central Com Schools	\$ 22,820,851.00	\$2,677,817	\$2,820,350	\$477,450	\$119,800	\$28,916,268.00
1730	Greensburg Community Schools	\$ 11,242,521.00	\$1,990,156	\$1,367,350	\$295,050	\$65,600	\$14,960,677.00
4245	Greenwood Community Sch Corp	\$ 19,741,440.00	\$2,989,307	\$2,306,850	\$368,100	\$103,800	\$25,509,497.00
4700	Griffith Public Schools	\$ 12,333,312.00	\$1,976,505	\$1,048,600	\$291,000	\$49,600	\$15,699,017.00
7610	Hamilton Community Schools	\$ 1,666,320.00	\$191,355	\$189,050	\$42,200	\$12,400	\$2,101,325.00
3025	Hamilton Heights School Corp	\$ 11,523,862.00	\$1,019,572	\$1,190,500	\$215,750	\$64,400	\$14,014,084.00
3005	Hamilton Southeastern Schools	\$ 107,507,048.00	\$3,873,465	\$9,281,700	\$1,174,950	\$814,000	\$122,651,163.00
9705	Hammond Academy of Science & Tech	\$ 2,775,504.00	\$501,549	\$84,900	\$32,250	\$24,000	\$3,418,203.00
4580	Hanover Community School Corp	\$ 11,130,000.00	\$859,315	\$851,300	\$314,300	\$55,000	\$13,209,915.00
9990	Heritage Inst of Arts and Tech	\$ 826,800.00	\$229,288	\$45,900	\$0	\$0	\$1,101,988.00
9650	Herron Charter	\$ 4,238,304.00	\$418,615	\$436,100	\$0	\$128,400	\$5,221,419.00
9865	Hoosier Acad Virtual Charter	\$ 14,474,851.00	\$2,852,645	\$1,633,000	\$0	\$11,800	\$18,972,296.00
9805	Hoosier Academy - Indianapolis	\$ 1,162,608.00	\$116,366	\$160,300	\$0	\$0	\$1,439,274.00
9655	Hope Academy	\$ 162,816.00	\$10,985	\$39,800	\$0	\$0	\$213,601.00
3625	Huntington Co Com Sch Corp	\$ 26,230,472.00	\$4,022,985	\$2,677,600	\$713,250	\$92,400	\$33,736,707.00
9625	IN Acad for Sci Math Humanities	\$ 1,656,144.00	\$77,524	\$23,700	\$0	\$142,400	\$1,899,768.00
9490	Indiana College Preparatory School	\$ 1,170,240.00	\$476,906	\$78,700	\$0	\$0	\$1,725,846.00
9905	Indiana Connections Academy	\$ 18,623,607.00	\$3,091,653	\$3,118,200	\$0	\$30,000	\$24,863,460.00
9375	Indiana Math and Science Acad South	\$ 1,017,600.00	\$431,050	\$70,900	\$0	\$0	\$1,519,550.00
9785	Indiana Math and Science Academy	\$ 2,977,752.00	\$976,987	\$153,200	\$0	\$0	\$4,107,939.00
9895	Indiana Math Science Academy North	\$ 2,811,120.00	\$909,216	\$275,700	\$0	\$13,000	\$4,009,036.00
9890	Indiana Virtual School	\$ 15,111,360.00	\$4,216,014	\$743,500	\$0	\$0	\$20,070,874.00
9780	Indianapolis Acad of Excel -Chlng Fnd Aca	\$ 480,816.00	\$205,745	\$62,700	\$0	\$0	\$749,261.00
9770	Indianapolis Lighthouse East	\$ 1,396,656.00	\$652,138	\$211,300	\$0	\$0	\$2,260,094.00

Note that tuition support calculations for school corporations 5385 and 4690 may include innovation network charter schools as well as turnaround academies.

Appendix C: FY2017 State Tuition Support by School Corporation

Corp	Corp Name	FY2017				FY2017 Honors Grant	FY2017 State Tuition Support
		FY2017 Basic Grant	FY2017 Complexity Grant	FY2017 Special Education Grant	FY2017 Career and Technical Education Grant		
9670	Indianapolis Metropolitan High School	\$ 1,373,760.00	\$549,620	\$194,200	\$73,150	\$1,000	\$2,191,730.00
5385	Indianapolis Public Schools	\$ 152,675,616.00	\$56,527,487	\$19,620,550	\$990,350	\$216,200	\$230,030,203.00
9575	Indpls Lighthouse Charter School	\$ 4,597,008.00	\$1,943,112	\$183,450	\$89,750	\$14,000	\$6,827,320.00
9120	Insight School of Indiana	\$ 3,232,916.00	\$734,819	\$439,900	\$0	\$0	\$4,407,635.00
9735	Inspire Academy	\$ 886,584.00	\$285,950	\$138,200	\$0	\$0	\$1,310,734.00
9330	Irvington Community School	\$ 5,189,760.00	\$1,022,652	\$486,000	\$0	\$13,400	\$6,711,812.00
6900	Jac-Cen-Del Community Sch Corp	\$ 4,340,064.00	\$627,296	\$464,850	\$151,850	\$25,400	\$5,609,460.00
3945	Jay School Corp	\$ 17,139,386.00	\$2,840,866	\$2,640,450	\$994,900	\$91,000	\$23,706,602.00
4015	Jennings County Schools	\$ 21,907,300.00	\$4,429,641	\$2,756,000	\$500,450	\$92,200	\$29,685,591.00
7150	John Glenn School Corporation	\$ 9,649,392.00	\$1,255,084	\$743,850	\$225,100	\$63,200	\$11,936,626.00
9495	Joshua Academy	\$ 847,152.00	\$307,820	\$15,700	\$0	\$0	\$1,170,672.00
3785	Kankakee Valley School Corp	\$ 17,250,864.00	\$1,996,631	\$1,823,050	\$597,700	\$95,600	\$21,763,845.00
9400	KIPP Indpls College Preparatory	\$ 1,551,840.00	\$647,960	\$206,800	\$0	\$0	\$2,406,600.00
9410	KIPP Indy Unite Elementary	\$ 1,523,856.00	\$681,428	\$52,900	\$0	\$0	\$2,258,184.00
7525	Knox Community School Corp	\$ 9,560,352.00	\$2,012,221	\$687,250	\$401,950	\$40,400	\$12,702,173.00
3500	Kokomo School Corporation	\$ 29,584,558.00	\$8,027,369	\$3,590,100	\$873,100	\$92,000	\$42,167,127.00
7855	Lafayette School Corporation	\$ 36,883,624.00	\$8,899,624	\$5,393,550	\$593,150	\$94,000	\$51,863,948.00
4615	Lake Central School Corp	\$ 47,836,104.00	\$2,741,644	\$4,302,500	\$926,900	\$308,000	\$56,115,148.00
4650	Lake Ridge Schools	\$ 9,583,248.00	\$3,612,817	\$978,700	\$1,148,150	\$23,000	\$15,345,915.00
4680	Lake Station Community Schools	\$ 6,599,136.00	\$1,878,264	\$703,250	\$153,950	\$17,400	\$9,352,000.00
4535	Lakeland School Corporation	\$ 10,188,720.00	\$1,525,084	\$1,212,600	\$306,700	\$50,000	\$13,283,104.00
3160	Lanesville Community School Corp	\$ 3,803,331.00	\$200,788	\$272,650	\$175,100	\$21,000	\$4,472,869.00
4945	LaPorte Community School Corp	\$ 31,349,712.00	\$5,715,222	\$3,122,300	\$572,700	\$154,000	\$40,913,934.00
1620	Lawrenceburg Com School Corp	\$ 10,135,296.00	\$1,711,666	\$941,800	\$172,950	\$50,800	\$13,012,512.00
0665	Lebanon Community School Corp	\$ 17,566,905.00	\$2,399,774	\$2,407,250	\$468,050	\$91,400	\$22,933,379.00
1895	Liberty-Perry Com School Corp	\$ 6,113,232.00	\$1,060,480	\$568,050	\$89,450	\$31,800	\$7,863,012.00
2950	Linton-Stockton School Corp	\$ 7,185,528.00	\$1,275,982	\$465,400	\$175,350	\$21,200	\$9,123,460.00
0875	Logansport Community Sch Corp	\$ 20,966,147.00	\$4,374,953	\$1,909,900	\$877,050	\$98,200	\$28,226,250.00
5525	Loogootee Community Sch Corp	\$ 4,106,016.00	\$514,930	\$416,050	\$98,150	\$34,400	\$5,169,546.00
8445	M S D Bluffton-Harrison	\$ 7,930,029.00	\$1,188,102	\$810,600	\$142,700	\$39,400	\$10,110,831.00
6460	M S D Boone Township	\$ 5,869,008.00	\$589,889	\$699,900	\$141,300	\$29,800	\$7,329,897.00
5300	M S D Decatur Township	\$ 32,491,968.00	\$6,800,387	\$3,557,250	\$427,250	\$90,000	\$43,366,855.00
5330	M S D Lawrence Township	\$ 78,964,132.00	\$16,318,012	\$8,514,100	\$2,197,950	\$314,600	\$106,308,794.00
5925	M S D Martinsville Schools	\$ 23,300,496.00	\$3,907,458	\$2,442,750	\$772,800	\$78,200	\$30,501,704.00
6590	M S D Mount Vernon	\$ 10,411,676.00	\$1,509,939	\$1,518,250	\$214,600	\$51,000	\$13,705,465.00
6600	M S D North Posey Co Schools	\$ 7,116,230.00	\$698,406	\$880,500	\$221,000	\$44,400	\$8,960,536.00
4860	M S D of New Durham Township	\$ 4,505,424.00	\$568,783	\$355,100	\$135,650	\$24,000	\$5,588,957.00
5340	M S D Perry Township	\$ 80,472,851.00	\$16,904,044	\$8,761,150	\$1,034,000	\$269,400	\$107,441,445.00
5350	M S D Pike Township	\$ 57,097,536.00	\$12,462,480	\$5,135,450	\$1,018,850	\$144,200	\$75,858,516.00
2960	M S D Shakamak Schools	\$ 4,167,072.00	\$783,742	\$283,650	\$87,600	\$16,400	\$5,338,464.00
0125	M S D Southwest Allen County Schools	\$ 36,426,264.00	\$1,611,404	\$2,700,600	\$649,050	\$265,400	\$41,652,718.00
7615	M S D Steuben County	\$ 14,103,936.00	\$2,044,433	\$1,531,900	\$248,350	\$85,800	\$18,014,419.00
8050	M S D Wabash County Schools	\$ 10,471,104.00	\$1,383,820	\$920,700	\$355,550	\$48,800	\$13,179,974.00
8115	M S D Warren County	\$ 6,319,296.00	\$813,163	\$620,350	\$204,350	\$24,000	\$7,981,159.00
5360	M S D Warren Township	\$ 61,043,280.00	\$16,707,719	\$7,397,900	\$1,755,100	\$133,200	\$87,037,199.00

Note that tuition support calculations for school corporations 5385 and 4690 may include innovation network charter schools as well as turnaround academies.

Appendix C: FY2017 State Tuition Support by School Corporation

Corp	Corp Name	FY2017				FY2017 Honors Grant	FY2017 State Tuition Support
		FY2017 Basic Grant	FY2017 Complexity Grant	FY2017 Special Education Grant	FY2017 Career and Technical Education Grant		
5370	M S D Washington Township	\$ 57,917,162.00	\$11,473,130	\$6,923,550	\$979,750	\$293,200	\$77,586,792.00
5375	M S D Wayne Township	\$ 82,035,046.00	\$22,264,904	\$9,756,250	\$1,984,100	\$371,000	\$116,411,300.00
5615	Maconaquah School Corp	\$ 11,481,072.00	\$2,230,414	\$1,145,000	\$164,350	\$30,400	\$15,051,236.00
3995	Madison Consolidated Schools	\$ 14,037,360.00	\$2,448,758	\$1,549,300	\$406,050	\$72,800	\$18,514,268.00
2825	Madison-Grant United Sch Corp	\$ 6,031,824.00	\$932,241	\$637,650	\$118,200	\$35,000	\$7,754,915.00
8045	Manchester Community Schools	\$ 8,073,384.00	\$1,238,776	\$763,200	\$267,600	\$30,000	\$10,372,960.00
9915	Marion Academy	\$ 1,037,952.00	\$360,978	\$370,800	\$0	\$1,000	\$1,770,730.00
2865	Marion Community Schools	\$ 18,334,608.00	\$5,779,545	\$2,058,550	\$538,800	\$61,000	\$26,772,503.00
9955	Mays Community Academy	\$ 900,576.00	\$119,831	\$185,800	\$0	\$0	\$1,206,207.00
3640	Medora Community School Corp	\$ 997,248.00	\$248,949	\$109,450	\$31,050	\$7,800	\$1,394,497.00
4600	Merrillville Community School	\$ 33,222,274.00	\$6,809,913	\$3,152,900	\$1,002,950	\$93,800	\$44,281,837.00
4925	Michigan City Area Schools	\$ 28,174,800.00	\$8,562,027	\$3,630,950	\$597,450	\$71,200	\$41,036,427.00
2275	Middlebury Community Schools	\$ 23,172,558.00	\$1,623,081	\$1,785,750	\$409,450	\$124,400	\$27,115,239.00
6910	Milan Community Schools	\$ 5,851,200.00	\$792,396	\$596,350	\$179,750	\$26,800	\$7,446,496.00
3335	Mill Creek Community Sch Corp	\$ 7,621,824.00	\$750,154	\$763,750	\$107,250	\$65,400	\$9,308,378.00
2855	Mississinewa Community School Corp	\$ 12,267,168.00	\$2,712,496	\$1,553,850	\$172,800	\$62,800	\$16,769,114.00
5085	Mitchell Community Schools	\$ 8,003,424.00	\$1,456,283	\$1,008,550	\$63,900	\$41,600	\$10,573,757.00
6820	Monroe Central School Corp	\$ 5,283,888.00	\$900,806	\$470,450	\$141,400	\$22,400	\$6,818,944.00
5740	Monroe County Com Sch Corp	\$ 54,870,264.00	\$7,083,527	\$6,030,950	\$785,950	\$375,600	\$69,146,291.00
5900	Monroe-Gregg School District	\$ 7,746,480.00	\$832,472	\$926,950	\$152,400	\$36,400	\$9,694,702.00
5930	Mooreville Con School Corp	\$ 22,560,192.00	\$3,031,658	\$2,222,200	\$639,050	\$118,200	\$28,571,300.00
3135	Mt Vernon Community Sch Corp	\$ 19,476,864.00	\$1,414,332	\$1,900,500	\$252,250	\$114,800	\$23,158,746.00
1970	Muncie Community Schools	\$ 28,424,112.00	\$9,347,555	\$3,923,100	\$399,600	\$84,400	\$42,178,767.00
9730	Neighbors New Vista High School	\$ 1,246,560.00	\$268,268	\$106,900	\$0	\$0	\$1,621,728.00
8305	Nettle Creek School Corp	\$ 5,583,317.00	\$716,120	\$622,250	\$160,300	\$37,000	\$7,118,987.00
2400	New Albany-Floyd Co Con Sch	\$ 57,664,289.00	\$8,727,730	\$6,610,800	\$1,113,350	\$331,000	\$74,447,169.00
3445	New Castle Community Sch Corp	\$ 16,431,696.00	\$3,864,226	\$1,922,350	\$345,250	\$66,200	\$22,629,722.00
9340	New Community School	\$ 373,968.00	\$60,191	\$50,250	\$0	\$0	\$484,409.00
4805	New Prairie United School Corp	\$ 15,447,168.00	\$1,805,054	\$1,491,050	\$429,600	\$61,400	\$19,234,272.00
9930	Nexus Academy of Indianapolis	\$ 564,768.00	\$108,107	\$86,000	\$0	\$2,000	\$760,875.00
4255	Nineveh-Hensley-Jackson United	\$ 9,153,312.00	\$927,618	\$840,550	\$285,650	\$48,200	\$11,255,330.00
3070	Noblesville Schools	\$ 52,131,648.00	\$3,731,183	\$6,116,400	\$838,800	\$251,600	\$63,069,631.00
0025	North Adams Community Schools	\$ 8,904,000.00	\$1,425,060	\$887,300	\$306,050	\$79,200	\$11,601,610.00
6375	North Central Parke Con Sch Corp	\$ 6,199,728.00	\$1,160,000	\$779,600	\$251,500	\$29,200	\$8,420,028.00
1375	North Daviess Com Schools	\$ 5,960,592.00	\$757,878	\$518,050	\$107,100	\$30,200	\$7,373,820.00
2735	North Gibson School Corp	\$ 10,251,760.00	\$1,840,441	\$1,747,650	\$136,450	\$57,800	\$14,034,101.00
3180	North Harrison Com School Corp	\$ 11,240,588.00	\$1,648,133	\$1,258,450	\$317,200	\$44,200	\$14,508,571.00
7515	North Judson-San Pierre Sch Corp	\$ 5,274,984.00	\$995,414	\$631,450	\$171,950	\$20,000	\$7,093,798.00
4315	North Knox School Corp	\$ 6,755,592.00	\$1,178,485	\$572,300	\$130,900	\$25,000	\$8,662,277.00
5075	North Lawrence Com Schools	\$ 24,762,177.00	\$4,001,029	\$3,213,950	\$631,550	\$119,600	\$32,728,306.00
5620	North Miami Community Schools	\$ 4,637,712.00	\$550,318	\$487,450	\$154,200	\$16,400	\$5,846,080.00
5835	North Montgomery Com Sch Corp	\$ 9,580,704.00	\$1,090,219	\$1,139,400	\$273,500	\$56,800	\$12,140,623.00
5945	North Newton School Corp	\$ 7,095,216.00	\$976,164	\$683,900	\$235,000	\$23,400	\$9,013,680.00
6715	North Putnam Community Schools	\$ 7,293,648.00	\$1,074,494	\$952,300	\$271,900	\$39,000	\$9,631,342.00
7385	North Spencer County Sch Corp	\$ 9,738,432.00	\$717,998	\$1,043,050	\$231,550	\$51,000	\$11,782,030.00

Note that tuition support calculations for school corporations 5385 and 4690 may include innovation network charter schools as well as turnaround academies.

Appendix C: FY2017 State Tuition Support by School Corporation

Corp	Corp Name	FY2017			FY2017 Honors Grant	FY2017 State Tuition Support	
		FY2017 Basic Grant	FY2017 Complexity Grant	FY2017 Special Education Grant			FY2017 Career and Technical Education Grant
8010	North Vermillion Com Sch Corp	\$ 3,805,824.00	\$576,551	\$329,500	\$146,600	\$31,000	\$4,889,475.00
3295	North West Hendricks Schools	\$ 9,527,280.00	\$544,055	\$870,450	\$215,100	\$70,400	\$11,227,285.00
8515	North White School Corp	\$ 4,373,136.00	\$791,161	\$374,900	\$77,400	\$15,000	\$5,631,597.00
2040	Northeast Dubois Co Sch Corp	\$ 4,309,536.00	\$295,255	\$709,000	\$119,350	\$24,000	\$5,457,141.00
7645	Northeast School Corp	\$ 4,380,768.00	\$771,215	\$431,800	\$125,250	\$22,000	\$5,731,033.00
8375	Northeastern Wayne Schools	\$ 6,573,696.00	\$800,174	\$606,200	\$84,050	\$27,400	\$8,091,520.00
8435	Northern Wells Com Schools	\$ 12,283,526.00	\$1,043,207	\$1,111,600	\$243,850	\$75,000	\$14,757,183.00
0225	Northwest Allen County Schools	\$ 37,238,970.00	\$1,538,596	\$2,929,600	\$883,750	\$232,400	\$42,823,316.00
7350	Northwestern Con School Corp	\$ 7,286,016.00	\$822,513	\$711,900	\$180,200	\$57,400	\$9,058,029.00
3470	Northwestern School Corp	\$ 9,239,808.00	\$856,044	\$701,300	\$116,100	\$54,400	\$10,967,652.00
5625	Oak Hill United School Corp	\$ 8,591,826.00	\$1,137,252	\$749,400	\$157,550	\$27,400	\$10,663,428.00
9640	Options Charter Sch - Noblesville	\$ 1,078,656.00	\$153,655	\$485,400	\$1,500	\$0	\$1,719,211.00
9325	Options Charter School - Carmel	\$ 946,368.00	\$116,642	\$261,600	\$7,600	\$0	\$1,332,210.00
7495	Oregon-Davis School Corp	\$ 2,976,480.00	\$563,543	\$222,900	\$108,350	\$16,800	\$3,888,073.00
6145	Orleans Community Schools	\$ 4,095,840.00	\$668,633	\$406,050	\$73,800	\$27,400	\$5,271,723.00
6155	Paoli Community School Corp	\$ 7,301,280.00	\$1,548,422	\$877,800	\$307,250	\$28,800	\$10,063,552.00
9680	Paramount School of Excellence Inc	\$ 3,434,400.00	\$1,364,020	\$328,600	\$0	\$0	\$5,127,020.00
7175	Penn-Harris-Madison Sch Corp	\$ 54,501,766.00	\$4,435,338	\$5,046,900	\$1,579,350	\$404,400	\$65,967,754.00
6325	Perry Central Com Schools Corp	\$ 6,133,584.00	\$657,432	\$603,600	\$289,200	\$46,400	\$7,730,216.00
5635	Peru Community Schools	\$ 10,316,989.00	\$2,424,067	\$1,047,500	\$289,550	\$46,600	\$14,124,706.00
9925	Phalen Ldrshp Acad - IN Inc	\$ 1,493,328.00	\$546,770	\$43,100	\$0	\$0	\$2,083,198.00
6445	Pike County School Corp	\$ 9,298,320.00	\$1,349,133	\$1,246,300	\$389,500	\$32,800	\$12,316,053.00
0775	Pioneer Regional School Corp	\$ 4,683,504.00	\$553,147	\$303,200	\$98,150	\$25,000	\$5,663,001.00
3330	Plainfield Community Sch Corp	\$ 27,139,392.00	\$2,435,131	\$2,699,050	\$517,900	\$201,800	\$32,993,273.00
5485	Plymouth Community School Corp	\$ 18,292,251.00	\$2,755,881	\$1,537,450	\$620,550	\$61,200	\$23,267,332.00
6550	Portage Township Schools	\$ 39,007,152.00	\$6,915,873	\$4,463,150	\$752,850	\$145,600	\$51,284,625.00
6520	Porter Township School Corp	\$ 6,863,712.00	\$383,359	\$811,150	\$164,100	\$33,000	\$8,255,321.00
4515	Prairie Heights Com Sch Corp	\$ 6,494,832.00	\$794,634	\$828,850	\$206,100	\$40,400	\$8,364,816.00
6825	Randolph Central School Corp	\$ 7,598,928.00	\$1,458,268	\$836,550	\$93,300	\$25,000	\$10,012,046.00
6835	Randolph Eastern School Corp	\$ 4,350,240.00	\$932,566	\$392,550	\$129,550	\$14,000	\$5,818,906.00
6805	Randolph Southern School Corp	\$ 2,633,040.00	\$479,288	\$217,700	\$53,000	\$10,000	\$3,393,028.00
9690	Renaissance Academy Charter	\$ 1,246,560.00	\$118,785	\$62,400	\$0	\$0	\$1,427,745.00
3815	Rensselaer Central School Corp	\$ 8,032,298.00	\$1,255,947	\$975,550	\$288,200	\$58,400	\$10,610,395.00
5705	Richland-Bean Blossom C S C	\$ 13,867,344.00	\$1,767,051	\$1,578,050	\$181,800	\$64,000	\$17,458,245.00
8385	Richmond Community Schools	\$ 23,839,824.00	\$6,956,140	\$3,541,200	\$526,550	\$86,400	\$34,950,114.00
6080	Rising Sun-Ohio Co Com	\$ 3,953,376.00	\$461,693	\$401,800	\$54,500	\$17,000	\$4,888,369.00
4590	River Forest Community Sch Corp	\$ 7,876,224.00	\$2,344,741	\$663,950	\$99,450	\$16,200	\$11,000,565.00
2645	Rochester Community Sch Corp	\$ 9,271,964.00	\$1,527,178	\$935,850	\$331,750	\$65,600	\$12,132,342.00
9875	Rock Creek Community Academy	\$ 2,523,648.00	\$186,064	\$420,800	\$11,400	\$8,400	\$3,150,312.00
1180	Rossville Con School District	\$ 5,067,648.00	\$371,518	\$300,100	\$132,650	\$33,000	\$5,904,916.00
9465	Rural Community Schools Inc	\$ 862,416.00	\$191,715	\$244,700	\$0	\$0	\$1,298,831.00
6995	Rush County Schools	\$ 10,613,568.00	\$1,681,691	\$1,055,600	\$284,350	\$56,600	\$13,691,809.00
8205	Salem Community Schools	\$ 9,748,302.00	\$1,735,132	\$1,320,700	\$196,650	\$35,000	\$13,035,784.00
4670	School City of East Chicago	\$ 22,494,048.00	\$9,691,098	\$2,902,300	\$269,100	\$20,600	\$35,377,146.00
4710	School City of Hammond	\$ 66,754,560.00	\$21,372,480	\$7,075,500	\$770,500	\$148,000	\$96,121,040.00

Note that tuition support calculations for school corporations 5385 and 4690 may include innovation network charter schools as well as turnaround academies.

Appendix C: FY2017 State Tuition Support by School Corporation

Corp	Corp Name	FY2017			FY2017 Honors Grant	FY2017 State Tuition Support	
		FY2017 Basic Grant	FY2017 Complexity Grant	FY2017 Special Education Grant			FY2017 Career and Technical Education Grant
4730	School City of Hobart	\$ 20,272,728.00	\$2,851,211	\$1,937,750	\$899,750	\$96,600	\$26,058,039.00
7200	School City of Mishawaka	\$ 25,999,680.00	\$5,790,601	\$3,154,250	\$711,000	\$83,200	\$35,738,731.00
4720	School Town of Highland	\$ 16,146,768.00	\$1,791,345	\$1,288,000	\$343,600	\$81,800	\$19,651,513.00
4740	School Town of Munster	\$ 20,123,065.00	\$976,966	\$1,652,350	\$336,200	\$192,400	\$23,280,981.00
5400	School Town of Speedway	\$ 9,155,856.00	\$1,836,660	\$1,010,650	\$142,000	\$36,400	\$12,181,566.00
7230	Scott County School District 1	\$ 5,914,800.00	\$1,460,914	\$713,600	\$53,900	\$24,400	\$8,167,614.00
7255	Scott County School District 2	\$ 13,620,576.00	\$2,474,592	\$1,522,100	\$259,800	\$55,800	\$17,932,868.00
9485	SE Neighborhood Sch of Excellence	\$ 2,775,504.00	\$1,070,282	\$172,400	\$0	\$0	\$4,018,186.00
9985	Seven Oaks Classical School	\$ 831,888.00	\$97,036	\$89,100	\$0	\$0	\$1,018,024.00
3675	Seymour Community Schools	\$ 23,636,304.00	\$3,889,816	\$2,765,500	\$546,450	\$94,800	\$30,932,870.00
7285	Shelby Eastern Schools	\$ 5,978,400.00	\$779,683	\$676,750	\$138,050	\$18,000	\$7,590,883.00
7365	Shelbyville Central Schools	\$ 19,880,088.00	\$3,577,244	\$2,134,500	\$576,900	\$96,400	\$26,265,132.00
3435	Shenandoah School Corporation	\$ 7,123,200.00	\$1,005,284	\$595,750	\$256,800	\$28,800	\$9,009,834.00
3055	Sheridan Community Schools	\$ 5,248,272.00	\$590,286	\$715,200	\$85,100	\$26,800	\$6,665,658.00
5520	Shoals Community School Corp	\$ 2,933,232.00	\$594,522	\$469,500	\$40,400	\$11,000	\$4,048,654.00
9315	Signature School Inc	\$ 1,816,416.00	\$389,387	\$8,800	\$0	\$67,400	\$2,282,003.00
9760	Smith Academy for Excellence	\$ 371,424.00	\$116,308	\$39,100	\$0	\$0	\$526,832.00
8625	Smith-Green Community Schools	\$ 6,059,808.00	\$475,448	\$540,750	\$137,600	\$28,000	\$7,241,606.00
0035	South Adams Schools	\$ 6,410,651.00	\$848,101	\$595,800	\$159,150	\$26,400	\$8,040,102.00
7205	South Bend Community Sch Corp	\$ 87,305,348.00	\$24,545,364	\$11,630,800	\$1,610,900	\$309,600	\$125,402,012.00
4940	South Central Com School Corp	\$ 4,767,456.00	\$419,476	\$436,150	\$180,000	\$29,800	\$5,832,882.00
1600	South Dearborn Com School Corp	\$ 12,686,928.00	\$2,182,286	\$1,478,250	\$288,900	\$56,600	\$16,692,964.00
2765	South Gibson School Corp	\$ 10,006,468.00	\$789,976	\$1,076,400	\$160,150	\$57,000	\$12,089,994.00
3190	South Harrison Com Schools	\$ 15,291,424.00	\$2,336,751	\$1,684,700	\$458,100	\$60,200	\$19,831,175.00
3415	South Henry School Corp	\$ 4,228,128.00	\$655,825	\$330,950	\$210,100	\$27,400	\$5,452,403.00
4325	South Knox School Corp	\$ 6,347,280.00	\$550,984	\$419,700	\$137,650	\$31,400	\$7,487,014.00
5255	South Madison Com Sch Corp	\$ 22,837,488.00	\$2,370,018	\$2,494,650	\$321,600	\$87,400	\$28,111,156.00
5845	South Montgomery Com Sch Corp	\$ 8,530,032.00	\$1,119,583	\$980,600	\$287,100	\$26,000	\$10,943,315.00
5995	South Newton School Corp	\$ 4,350,240.00	\$831,505	\$509,600	\$131,900	\$26,000	\$5,849,245.00
6705	South Putnam Community Schools	\$ 5,804,721.00	\$763,490	\$651,450	\$224,900	\$21,000	\$7,465,561.00
6865	South Ripley Com Sch Corp	\$ 5,805,408.00	\$1,014,350	\$602,200	\$228,350	\$33,200	\$7,683,508.00
7445	South Spencer County Sch Corp	\$ 6,092,448.00	\$932,284	\$710,750	\$182,350	\$39,400	\$7,957,232.00
8020	South Vermillion Com Sch Corp	\$ 8,631,792.00	\$1,534,603	\$942,550	\$292,850	\$29,400	\$11,431,195.00
2100	Southeast Dubois Co Sch Corp	\$ 6,358,220.00	\$305,590	\$569,900	\$215,200	\$46,000	\$7,494,910.00
2455	Southeast Fountain School Corp	\$ 5,413,632.00	\$959,452	\$487,050	\$176,850	\$33,400	\$7,070,384.00
0815	Southeastern School Corp	\$ 6,774,672.00	\$857,139	\$485,800	\$130,650	\$46,000	\$8,294,261.00
3115	Southern Hancock Co Com Sch Corp	\$ 17,484,912.00	\$1,067,790	\$1,591,150	\$336,650	\$143,400	\$20,623,902.00
8425	Southern Wells Com Schools	\$ 4,251,024.00	\$471,615	\$287,900	\$103,800	\$20,200	\$5,134,539.00
2110	Southwest Dubois Co Sch Corp	\$ 8,797,152.00	\$1,006,572	\$861,600	\$171,850	\$38,400	\$10,875,574.00
6260	Southwest Parke Com Sch Corp	\$ 5,171,952.00	\$1,142,170	\$613,050	\$284,050	\$43,000	\$7,254,222.00
7715	Southwest School Corp	\$ 8,652,144.00	\$1,471,426	\$738,500	\$263,250	\$46,200	\$11,171,520.00
7360	Southwestern Con Sch Shelby Co	\$ 2,961,216.00	\$351,796	\$251,550	\$90,300	\$21,000	\$3,675,862.00
4000	Southwestern-Jefferson Co Con	\$ 6,716,160.00	\$1,296,807	\$742,650	\$125,150	\$30,000	\$8,910,767.00
6195	Spencer-Owen Community Schools	\$ 12,638,235.00	\$2,376,996	\$1,666,500	\$480,500	\$53,600	\$17,215,831.00
6160	Springs Valley Com School Corp	\$ 4,319,712.00	\$748,445	\$473,750	\$137,800	\$19,000	\$5,698,707.00

Note that tuition support calculations for school corporations 5385 and 4690 may include innovation network charter schools as well as turnaround academies.

Appendix C: FY2017 State Tuition Support by School Corporation

Corp	Corp Name	FY2017				FY2017 Honors Grant	FY2017 State Tuition Support
		FY2017 Basic Grant	FY2017 Complexity Grant	FY2017 Special Education Grant	FY2017 Career and Technical Education Grant		
9980	Steel City Academy/Global Leadership Acad	\$ 742,848.00	\$295,755	\$75,300	\$0	\$0	\$1,113,903.00
9960	Success Academy Primary School	\$ 2,432,064.00	\$897,417	\$225,600	\$0	\$0	\$3,555,081.00
1560	Sunman-Dearborn Com Sch Corp	\$ 19,298,784.00	\$1,291,327	\$1,839,100	\$477,000	\$160,600	\$23,066,811.00
7775	Switzerland County School Corp	\$ 7,536,600.00	\$1,406,462	\$944,250	\$262,600	\$21,400	\$10,171,312.00
3460	Taylor Community School Corp	\$ 6,268,416.00	\$1,299,735	\$739,900	\$92,750	\$30,400	\$8,431,201.00
6350	Tell City-Troy Twp School Corp	\$ 7,463,434.00	\$1,217,356	\$923,250	\$263,250	\$28,400	\$9,895,690.00
9460	Thea Bowman Leadership Academy	\$ 5,902,080.00	\$1,959,019	\$337,900	\$16,200	\$29,400	\$8,244,599.00
9740	Thurgood Marshall Leadership Academy	\$ 795,000.00	\$344,996	\$0	\$0	\$0	\$1,139,996.00
9350	Timothy L Johnson Academy	\$ 1,564,560.00	\$774,719	\$84,000	\$0	\$0	\$2,423,279.00
9940	Tindley Collegiate Academy	\$ 1,355,952.00	\$304,165	\$79,600	\$0	\$0	\$1,739,717.00
9425	Tindley Genesis Academy	\$ 1,071,024.00	\$425,669	\$57,250	\$0	\$0	\$1,553,943.00
9745	Tindley Preparatory Academy	\$ 948,912.00	\$217,280	\$92,600	\$0	\$0	\$1,258,792.00
9945	Tindley Renaissance Academy	\$ 2,704,272.00	\$715,713	\$121,050	\$0	\$0	\$3,541,035.00
9430	Tindley Summit Academy	\$ 1,488,240.00	\$482,695	\$78,800	\$0	\$0	\$2,049,735.00
7865	Tippecanoe School Corp	\$ 67,388,753.00	\$7,326,276	\$7,886,050	\$975,050	\$258,600	\$83,834,729.00
4445	Tippecanoe Valley School Corp	\$ 9,309,667.00	\$1,481,569	\$1,069,750	\$226,900	\$40,400	\$12,128,286.00
7945	Tipton Community School Corp	\$ 8,311,248.00	\$1,100,113	\$647,450	\$200,950	\$30,000	\$10,289,761.00
7935	Tri-Central Community Schools	\$ 3,922,848.00	\$473,410	\$342,150	\$79,750	\$23,000	\$4,841,158.00
8535	Tri-County School Corp	\$ 3,657,916.00	\$438,382	\$411,300	\$178,550	\$17,800	\$4,703,948.00
4645	Tri-Creek School Corp	\$ 16,765,010.00	\$1,327,032	\$1,294,350	\$856,500	\$88,000	\$20,330,892.00
5495	Triton School Corporation	\$ 4,604,640.00	\$566,892	\$312,500	\$95,900	\$21,200	\$5,601,132.00
4915	Tri-Township Cons School Corp	\$ 1,938,630.00	\$221,681	\$180,150	\$37,650	\$12,400	\$2,390,511.00
8565	Twin Lakes School Corp	\$ 11,936,448.00	\$1,614,846	\$1,015,800	\$446,050	\$64,400	\$15,077,544.00
7950	Union Co-Clg Corner Joint Sch Dist	\$ 7,143,552.00	\$1,030,522	\$666,150	\$159,100	\$45,800	\$9,045,124.00
6795	Union School Corporation	\$ 1,371,216.00	\$293,089	\$149,850	\$33,000	\$7,000	\$1,854,155.00
6530	Union Township School Corp	\$ 7,459,008.00	\$558,766	\$753,050	\$134,950	\$68,000	\$8,973,774.00
7215	Union-North United School Corp	\$ 5,751,984.00	\$840,572	\$499,550	\$126,800	\$21,000	\$7,239,906.00
6560	Valparaiso Community Schools	\$ 31,778,707.00	\$3,140,958	\$3,429,950	\$430,750	\$223,600	\$39,003,965.00
9360	Veritas Academy	\$ 419,760.00	\$122,509	\$31,500	\$0	\$0	\$573,769.00
8030	Vigo County School Corp	\$ 74,048,208.00	\$15,832,607	\$8,758,550	\$2,052,800	\$351,200	\$101,043,365.00
4335	Vincennes Community Sch Corp	\$ 13,605,312.00	\$3,037,718	\$1,411,000	\$143,500	\$49,200	\$18,246,730.00
9935	Vision Academy	\$ 2,198,016.00	\$887,954	\$193,200	\$0	\$0	\$3,279,170.00
8060	Wabash City Schools	\$ 7,570,944.00	\$1,440,265	\$991,700	\$209,350	\$25,800	\$10,238,059.00
2285	Wa-Nee Community Schools	\$ 15,479,222.00	\$1,254,310	\$1,384,650	\$539,750	\$100,800	\$18,758,732.00
8130	Warrick County School Corp	\$ 51,790,752.00	\$4,729,876	\$5,862,400	\$763,950	\$207,800	\$63,354,778.00
4415	Warsaw Community Schools	\$ 35,412,836.00	\$4,716,979	\$3,701,050	\$1,141,650	\$225,800	\$45,198,315.00
1405	Washington Com Schools	\$ 13,155,278.00	\$2,773,441	\$1,783,750	\$284,900	\$44,400	\$18,041,769.00
4345	Wawasee Community School Corp	\$ 15,480,342.00	\$1,905,835	\$1,726,750	\$602,150	\$70,800	\$19,785,877.00
1885	Wes-Del Community Schools	\$ 4,225,584.00	\$658,661	\$351,450	\$62,150	\$20,000	\$5,317,845.00
6630	West Central School Corp	\$ 4,144,176.00	\$664,999	\$434,200	\$178,600	\$20,800	\$5,442,775.00
0940	West Clark Community Schools	\$ 23,788,130.00	\$2,198,953	\$2,533,500	\$537,400	\$146,600	\$29,204,583.00
7875	West Lafayette Com School Corp	\$ 11,507,784.00	\$521,876	\$993,750	\$88,150	\$110,400	\$13,221,960.00
6065	West Noble School Corporation	\$ 12,094,176.00	\$2,407,569	\$958,500	\$247,100	\$42,400	\$15,749,745.00
8220	West Washington School Corp	\$ 4,034,784.00	\$771,208	\$462,200	\$159,100	\$19,800	\$5,447,092.00
0615	Western Boone Co Com Sch Dist	\$ 8,402,832.00	\$834,619	\$886,650	\$227,150	\$84,600	\$10,435,851.00

Note that tuition support calculations for school corporations 5385 and 4690 may include innovation network charter schools as well as turnaround academies.

Appendix C: FY2017 State Tuition Support by School Corporation

Corp	Corp Name	FY2017 Basic Grant	FY2017 Complexity Grant	FY2017 Special Education Grant	FY2017 Career and Technical Education Grant	FY2017 Honors Grant	FY2017 State Tuition Support
3490	Western School Corp	\$ 13,432,320.00	\$1,432,279	\$994,850	\$146,150	\$99,800	\$16,105,399.00
8355	Western Wayne Schools	\$ 4,937,904.00	\$823,275	\$471,400	\$208,550	\$25,200	\$6,466,329.00
3030	Westfield-Washington Schools	\$ 38,307,806.00	\$1,644,043	\$4,102,950	\$837,750	\$225,800	\$45,118,349.00
4525	Westview School Corporation	\$ 11,343,696.00	\$1,099,099	\$1,052,050	\$172,300	\$45,000	\$13,712,145.00
2980	White River Valley Sch Dist	\$ 3,899,952.00	\$724,274	\$258,550	\$88,950	\$16,400	\$4,988,126.00
4760	Whiting School City	\$ 5,863,920.00	\$1,257,873	\$514,750	\$163,650	\$34,800	\$7,834,993.00
4455	Whitko Community School Corp	\$ 7,303,824.00	\$920,026	\$1,061,400	\$156,350	\$52,000	\$9,493,600.00
8665	Whitley Co Cons Schools	\$ 17,627,376.00	\$1,799,911	\$1,967,700	\$705,800	\$100,200	\$22,200,987.00
9845	Xavier School of Excellence	\$ 1,040,496.00	\$353,032	\$125,600	\$0	\$0	\$1,519,128.00
1910	Yorktown Community Schools	\$ 12,905,712.00	\$1,516,168	\$931,850	\$203,250	\$76,400	\$15,633,380.00
0630	Zionsville Community Schools	\$ 33,673,630.00	\$428,597	\$3,271,700	\$189,900	\$305,200	\$37,869,027.00
	Statewide	\$ 5,207,854,356.00	\$887,063,363	\$550,956,483	\$109,641,000	\$24,711,200	\$6,780,226,402.33

Note that tuition support calculations for school corporations 5385 and 4690 may include innovation network charter schools as well as turnaround academies.

Appendix D: FY2018 State Tuition Support by School Corporation

Corp	Name	FY18 Basic Grant	FY18 Complexity Grant	FY18 Special Education Grant	FY18 Career and Technical Grant	FY18 Honors Grant	FY18 Tuition Support
9545	21st Century Charter Sch of Gary	\$4,956,620.00	\$2,090,475.00	\$298,856.00	\$0.00	\$6,700.00	\$7,352,651.00
9970	Ace Preparatory Academy	\$427,113.00	\$95,544.00	\$15,576.00	\$0.00	\$0.00	\$538,233.00
15	Adams Central Community Schools	\$6,744,167.00	\$314,583.00	\$502,010.00	\$166,850.00	\$47,300.00	\$7,774,910.00
5265	Alexandria Com School Corp	\$7,961,175.00	\$1,211,841.00	\$900,848.00	\$113,700.00	\$47,800.00	\$10,235,364.00
5275	Anderson Community School Corp	\$35,956,587.00	\$10,714,831.00	\$5,287,334.00	\$1,033,550.00	\$110,200.00	\$53,102,502.00
9790	Anderson Preparatory Academy	\$3,923,112.00	\$774,898.00	\$419,992.00	\$28,750.00	\$21,400.00	\$5,168,152.00
9615	Andrew J Brown Academy	\$3,427,450.00	\$1,045,512.00	\$165,504.00	\$0.00	\$0.00	\$4,638,466.00
5470	Argos Community Schools	\$3,147,032.00	\$255,779.00	\$366,174.00	\$82,950.00	\$18,700.00	\$3,870,635.00
9685	Aspire Charter Academy	\$3,670,008.00	\$1,431,825.00	\$231,112.00	\$0.00	\$0.00	\$5,332,945.00
2435	Attica Consolidated Sch Corp	\$3,221,803.00	\$400,034.00	\$322,886.00	\$129,950.00	\$7,700.00	\$4,082,373.00
3315	Avon Community School Corp	\$50,238,508.00	\$2,407,409.00	\$4,622,996.00	\$1,119,400.00	\$422,800.00	\$58,811,113.00
9645	Avondale Meadows Academy	\$2,409,761.00	\$644,018.00	\$202,704.00	\$0.00	\$0.00	\$3,256,483.00
1315	Barr-Reeve Com Schools Inc	\$4,492,596.00	\$157,995.00	\$296,986.00	\$97,550.00	\$39,600.00	\$5,084,727.00
365	Bartholomew Con School Corp	\$59,631,619.00	\$6,151,341.00	\$5,268,240.00	\$1,679,650.00	\$443,600.00	\$73,174,450.00
6895	Batesville Community Sch Corp	\$11,595,327.00	\$764,218.00	\$1,054,942.00	\$214,750.00	\$111,900.00	\$13,741,137.00
2260	Baugo Community Schools	\$9,965,970.00	\$781,250.00	\$726,840.00	\$238,150.00	\$65,500.00	\$11,777,710.00
5380	Beech Grove City Schools	\$16,952,695.00	\$3,552,189.00	\$1,935,562.00	\$790,200.00	\$53,100.00	\$23,283,746.00
395	Benton Community School Corp	\$9,654,863.00	\$1,302,464.00	\$1,265,882.00	\$221,050.00	\$61,400.00	\$12,505,659.00
515	Blackford County Schools	\$8,779,545.00	\$1,649,299.00	\$817,538.00	\$206,700.00	\$50,000.00	\$11,503,082.00
2920	Bloomfield School District	\$4,461,643.00	\$535,406.00	\$368,542.00	\$106,000.00	\$31,200.00	\$5,502,791.00
3405	Blue River Valley Schools	\$3,427,450.00	\$413,836.00	\$214,682.00	\$103,400.00	\$18,700.00	\$4,178,068.00
5480	Bremen Public Schools	\$7,844,537.00	\$565,973.00	\$717,114.00	\$261,850.00	\$31,200.00	\$9,420,674.00
670	Brown County School Corporation	\$9,907,334.00	\$1,247,426.00	\$1,601,176.00	\$261,250.00	\$54,400.00	\$13,071,586.00
3305	Brownsburg Community Sch Corp	\$45,716,910.00	\$2,196,891.00	\$4,115,552.00	\$761,900.00	\$405,200.00	\$53,196,453.00
3695	Brownstown Cnt Com Sch Corp	\$8,420,981.00	\$714,386.00	\$751,384.00	\$253,650.00	\$49,900.00	\$10,190,301.00
9620	Burriss Laboratory School	\$3,532,910.00	\$224,544.00	\$302,072.00	\$0.00	\$14,300.00	\$4,073,826.00
3455	C A Beard Memorial School Corp	\$5,758,116.00	\$773,693.00	\$705,226.00	\$162,500.00	\$33,800.00	\$7,433,335.00
9725	Canaan Community Academy	\$543,119.00	\$90,109.00	\$134,356.00	\$0.00	\$0.00	\$767,584.00
6340	Cannelton City Schools	\$1,281,339.00	\$318,364.00	\$206,560.00	\$21,800.00	\$5,200.00	\$1,833,263.00
9880	Career Academy at South Bend	\$1,587,173.00	\$218,695.00	\$344,500.00	\$247,900.00	\$6,600.00	\$2,404,868.00
9965	Career Academy Middle School	\$1,729,544.00	\$340,343.00	\$235,816.00	\$0.00	\$0.00	\$2,305,703.00
3060	Carmel Clay Schools	\$84,545,647.00	\$1,509,412.00	\$7,626,658.00	\$1,100,900.00	\$787,000.00	\$95,569,617.00
9710	Carpe Diem Northwest	\$1,170,606.00	\$275,451.00	\$186,908.00	\$0.00	\$1,500.00	\$1,634,465.00
750	Carroll Consolidated Sch Corp	\$5,726,478.00	\$480,425.00	\$353,816.00	\$133,350.00	\$49,700.00	\$6,743,769.00
2650	Caston School Corporation	\$3,543,456.00	\$351,973.00	\$220,032.00	\$88,450.00	\$22,000.00	\$4,225,911.00
4205	Center Grove Com Sch Corp	\$43,634,075.00	\$1,774,657.00	\$4,734,372.00	\$949,250.00	\$286,600.00	\$51,378,954.00
8360	Centerville-Abington Com Schs	\$9,127,563.00	\$980,161.00	\$669,356.00	\$159,750.00	\$57,400.00	\$10,994,230.00
6055	Central Noble Com School Corp	\$6,296,753.00	\$554,886.00	\$698,108.00	\$186,750.00	\$34,200.00	\$7,770,697.00
9445	Charles A Tindley Accelerated Schl	\$1,576,627.00	\$213,220.00	\$86,128.00	\$5,000.00	\$23,700.00	\$1,904,675.00
9310	Charter School of the Dunes	\$2,958,153.00	\$1,196,389.00	\$207,684.00	\$0.00	\$0.00	\$4,362,226.00
9380	Christel House Academy	\$3,480,180.00	\$732,019.00	\$190,380.00	\$48,050.00	\$35,800.00	\$4,486,429.00
9395	Christel House Academy West	\$1,703,179.00	\$496,105.00	\$51,300.00	\$0.00	\$0.00	\$2,250,584.00
9150	Circle City Preparatory Academy	\$411,294.00	\$166,287.00	\$25,726.00	\$0.00	\$0.00	\$603,307.00
4145	Clark-Pleasant Com School Corp	\$34,517,691.00	\$3,150,648.00	\$3,284,738.00	\$660,850.00	\$187,900.00	\$41,801,827.00
1000	Clarksville Com School Corp	\$7,229,072.00	\$1,121,253.00	\$942,876.00	\$99,450.00	\$35,400.00	\$9,428,051.00
1125	Clay Community Schools	\$21,703,457.00	\$3,458,065.00	\$2,408,526.00	\$372,350.00	\$122,700.00	\$28,065,098.00

Note that tuition support calculations for school corporations 5385 and 4690 may include innovation network charter schools as well as turnaround academies.

Appendix D: FY2018 State Tuition Support by School Corporation

Corp	Name	FY18 Basic Grant	FY18 Complexity Grant	FY18 Special Education Grant	FY18 Career and Technical Grant	FY18 Honors Grant	FY18 Tuition Support
1150	Clinton Central School Corp	\$4,779,975.00	\$557,887.00	\$393,290.00	\$131,600.00	\$25,700.00	\$5,888,452.00
1160	Clinton Prairie School Corp	\$6,369,784.00	\$727,627.00	\$508,098.00	\$109,300.00	\$32,000.00	\$7,746,809.00
6750	Cloverdale Community Schools	\$5,826,665.00	\$951,836.00	\$613,430.00	\$187,800.00	\$32,000.00	\$7,611,731.00
9320	Community Montessori Inc	\$2,857,966.00	\$102,622.00	\$495,108.00	\$13,850.00	\$20,600.00	\$3,490,146.00
1170	Community Schools of Frankfort	\$16,399,715.00	\$2,840,855.00	\$1,340,820.00	\$478,400.00	\$43,100.00	\$21,102,890.00
2270	Concord Community Schools	\$27,759,234.00	\$3,185,863.00	\$2,498,196.00	\$711,550.00	\$146,700.00	\$34,301,543.00
2440	Covington Community Sch Corp	\$4,692,970.00	\$398,435.00	\$379,664.00	\$139,750.00	\$27,900.00	\$5,638,719.00
1900	Cowan Community School Corp	\$4,318,587.00	\$582,587.00	\$296,166.00	\$59,550.00	\$16,500.00	\$5,273,390.00
1300	Crawford Co Com School Corp	\$7,719,672.00	\$1,181,814.00	\$1,040,348.00	\$293,450.00	\$42,300.00	\$10,277,584.00
5855	Crawfordsville Com Schools	\$12,813,548.00	\$2,145,668.00	\$1,627,258.00	\$193,900.00	\$60,300.00	\$16,840,674.00
3710	Crothersville Community Schools	\$2,341,212.00	\$337,520.00	\$204,908.00	\$39,200.00	\$16,200.00	\$2,939,040.00
4660	Crown Point Community Sch Corp	\$44,569,242.00	\$2,431,910.00	\$3,663,086.00	\$823,750.00	\$344,900.00	\$51,832,888.00
5455	Culver Community Schools Corp	\$3,939,458.00	\$614,198.00	\$356,390.00	\$131,300.00	\$9,600.00	\$5,050,946.00
1940	Daleville Community Schools	\$4,998,804.00	\$566,316.00	\$287,066.00	\$35,550.00	\$43,800.00	\$5,931,536.00
9920	Damar Charter Academy	\$1,028,235.00	\$319,794.00	\$1,262,816.00	\$0.00	\$0.00	\$2,610,845.00
3325	Danville Community School Corp	\$13,065,809.00	\$807,637.00	\$1,344,440.00	\$292,250.00	\$86,600.00	\$15,596,736.00
1655	Decatur County Com Schools	\$10,456,359.00	\$1,188,114.00	\$1,264,298.00	\$342,000.00	\$70,600.00	\$13,321,371.00
1835	DeKalb Co Ctl United Sch Dist	\$18,408,043.00	\$1,761,768.00	\$1,860,426.00	\$341,450.00	\$84,100.00	\$22,455,787.00
1805	DeKalb Co Eastern Com Sch Dist	\$7,672,215.00	\$821,304.00	\$749,762.00	\$159,350.00	\$43,700.00	\$9,446,331.00
1875	Delaware Community School Corp	\$14,073,637.00	\$1,477,292.00	\$1,245,176.00	\$227,600.00	\$98,700.00	\$17,122,405.00
755	Delphi Community School Corp	\$7,511,389.00	\$751,153.00	\$453,592.00	\$290,600.00	\$47,700.00	\$9,054,434.00
9870	Discovery Charter School	\$2,810,509.00	\$142,039.00	\$226,564.00	\$0.00	\$0.00	\$3,179,112.00
9795	Dr Robert H Faulkner Academy	\$448,205.00	\$140,390.00	\$10,400.00	\$0.00	\$0.00	\$598,995.00
9950	Dugger Ch Sch	\$1,835,004.00	\$418,613.00	\$176,184.00	\$0.00	\$3,700.00	\$2,433,501.00
6470	Duneland School Corporation	\$30,794,320.00	\$2,250,736.00	\$3,313,570.00	\$514,550.00	\$192,000.00	\$37,065,176.00
255	East Allen County Schools	\$51,084,191.00	\$8,190,812.00	\$4,006,318.00	\$703,750.00	\$291,200.00	\$64,276,271.00
9595	East Chicago Lighthouse Charter	\$2,631,227.00	\$1,051,628.00	\$143,604.00	\$0.00	\$0.00	\$3,826,459.00
9555	East Chicago Urban Enterprise Acad	\$2,214,660.00	\$686,263.00	\$104,004.00	\$0.00	\$0.00	\$3,004,927.00
2725	East Gibson School Corporation	\$4,592,783.00	\$527,103.00	\$707,952.00	\$128,150.00	\$28,300.00	\$5,984,288.00
6060	East Noble School Corp	\$19,076,659.00	\$2,250,850.00	\$2,385,774.00	\$558,450.00	\$110,700.00	\$24,382,433.00
6510	East Porter County School Corp	\$13,430,331.00	\$606,619.00	\$1,436,648.00	\$386,150.00	\$98,300.00	\$15,958,048.00
8215	East Washington School Corp	\$7,519,298.00	\$989,644.00	\$783,480.00	\$259,050.00	\$44,500.00	\$9,595,972.00
2815	Eastbrook Community Sch Corp	\$8,512,889.00	\$864,447.00	\$827,040.00	\$221,550.00	\$45,500.00	\$10,471,426.00
2940	Eastern Greene Schools	\$6,027,039.00	\$749,145.00	\$598,300.00	\$199,050.00	\$33,800.00	\$7,607,334.00
3145	Eastern Hancock Co Com Sch Corp	\$6,406,695.00	\$536,192.00	\$724,764.00	\$208,450.00	\$47,700.00	\$7,923,801.00
3480	Eastern Howard School Corp	\$7,851,497.00	\$692,415.00	\$575,674.00	\$107,500.00	\$54,700.00	\$9,281,786.00
6620	Eastern Pulaski Com Sch Corp	\$6,786,351.00	\$847,168.00	\$588,424.00	\$124,000.00	\$31,200.00	\$8,377,143.00
4215	Edinburgh Community Sch Corp	\$4,308,041.00	\$695,953.00	\$474,196.00	\$79,900.00	\$22,400.00	\$5,580,490.00
2305	Elkhart Community Schools	\$66,293,843.00	\$11,968,723.00	\$6,044,506.00	\$1,213,000.00	\$229,100.00	\$85,749,172.00
5280	Elwood Community School Corp	\$7,767,129.00	\$1,608,192.00	\$857,962.00	\$242,750.00	\$30,500.00	\$10,506,533.00
5910	Eminence Community School Corp	\$1,898,280.00	\$258,376.00	\$297,592.00	\$89,850.00	\$7,000.00	\$2,551,098.00
7995	Evansville Vanderburgh Sch Corp	\$117,009,188.00	\$22,185,146.00	\$11,499,140.00	\$2,043,600.00	\$453,400.00	\$153,190,474.00
2155	Fairfield Community Schools	\$11,368,061.00	\$453,968.00	\$898,348.00	\$187,300.00	\$78,200.00	\$12,985,877.00
2395	Fayette County School Corp	\$17,359,665.00	\$3,363,653.00	\$1,876,964.00	\$546,450.00	\$74,700.00	\$23,221,432.00
370	Flat Rock-Hawcreek School Corp	\$4,661,332.00	\$522,143.00	\$449,238.00	\$140,500.00	\$18,700.00	\$5,791,913.00
235	Fort Wayne Community Schools	\$150,756,757.00	\$34,452,193.00	\$16,918,970.00	\$1,958,050.00	\$566,500.00	\$204,652,470.00

Note that tuition support calculations for school corporations 5385 and 4690 may include innovation network charter schools as well as turnaround academies.

Appendix D: FY2018 State Tuition Support by School Corporation

Corp	Name	FY18 Basic Grant	FY18 Complexity Grant	FY18 Special Education Grant	FY18 Career and Technical Grant	FY18 Honors Grant	FY18 Tuition Support
4225	Franklin Community School Corp	\$26,876,428.00	\$2,723,780.00	\$2,773,168.00	\$560,950.00	\$113,000.00	\$33,047,326.00
2475	Franklin County Com Sch Corp	\$12,238,633.00	\$1,362,706.00	\$1,156,542.00	\$320,000.00	\$89,200.00	\$15,167,081.00
5310	Franklin Township Com Sch Corp	\$49,025,718.00	\$3,895,838.00	\$5,931,750.00	\$794,700.00	\$235,300.00	\$59,883,306.00
5245	Frankton-Lapel Community Schs	\$15,990,373.00	\$1,400,530.00	\$1,426,868.00	\$205,050.00	\$93,600.00	\$19,116,421.00
7605	Fremont Community Schools	\$5,038,510.00	\$499,131.00	\$470,070.00	\$59,200.00	\$36,700.00	\$6,103,611.00
8525	Frontier School Corporation	\$3,554,002.00	\$229,463.00	\$345,364.00	\$131,100.00	\$35,600.00	\$4,295,529.00
1820	Garrett-Keyser-Butler Com	\$9,428,124.00	\$1,061,160.00	\$977,964.00	\$350,650.00	\$46,000.00	\$11,863,898.00
4690	Gary Community School Corp	\$27,815,075.00	\$11,510,841.00	\$3,202,708.00	\$319,450.00	\$67,600.00	\$42,915,674.00
9535	Gary Lighthouse Charter School	\$8,115,147.00	\$3,235,778.00	\$502,016.00	\$0.00	\$25,200.00	\$11,878,141.00
9885	Gary Middle College	\$268,923.00	\$56,349.00	\$42,900.00	\$1,500.00	\$0.00	\$369,672.00
9665	Geist Montessori Academy	\$1,966,829.00	\$87,782.00	\$270,968.00	\$0.00	\$0.00	\$2,325,579.00
2315	Goshen Community Schools	\$34,654,156.00	\$4,250,901.00	\$3,037,624.00	\$438,200.00	\$160,000.00	\$42,540,881.00
1010	Greater Clark County Schools	\$53,337,186.00	\$7,034,176.00	\$5,908,108.00	\$1,357,400.00	\$253,400.00	\$67,890,270.00
2120	Greater Jasper Con Schs	\$16,493,944.00	\$813,655.00	\$1,573,616.00	\$542,800.00	\$151,900.00	\$19,575,915.00
6755	Greencastle Community Sch Corp	\$9,813,738.00	\$1,272,510.00	\$1,054,236.00	\$247,300.00	\$43,300.00	\$12,431,084.00
3125	Greenfield-Central Com Schools	\$23,868,920.00	\$2,308,446.00	\$2,655,590.00	\$482,400.00	\$139,300.00	\$29,454,656.00
1730	Greensburg Community Schools	\$11,336,950.00	\$1,462,430.00	\$1,347,546.00	\$292,000.00	\$77,100.00	\$14,516,026.00
4245	Greenwood Community Sch Corp	\$21,113,092.00	\$2,526,524.00	\$2,478,844.00	\$350,250.00	\$104,800.00	\$26,573,510.00
4700	Griffith Public Schools	\$12,739,568.00	\$1,875,058.00	\$1,072,198.00	\$275,750.00	\$65,400.00	\$16,027,974.00
7610	Hamilton Community Schools	\$1,486,986.00	\$115,668.00	\$176,458.00	\$46,250.00	\$8,800.00	\$1,834,162.00
3025	Hamilton Heights School Corp	\$11,914,976.00	\$866,045.00	\$1,266,118.00	\$250,000.00	\$71,500.00	\$14,368,639.00
3005	Hamilton Southeastern Schools	\$112,567,951.00	\$2,697,105.00	\$9,392,568.00	\$1,149,900.00	\$822,200.00	\$126,629,724.00
9705	Hammond Academy of Science & Tech	\$2,836,874.00	\$409,165.00	\$81,152.00	\$52,400.00	\$30,600.00	\$3,410,191.00
4580	Hanover Community School Corp	\$12,017,167.00	\$652,500.00	\$938,012.00	\$478,850.00	\$76,000.00	\$14,162,529.00
9990	Heritage Inst of Arts and Tech	\$1,196,971.00	\$341,265.00	\$39,928.00	\$0.00	\$0.00	\$1,578,164.00
9805	Hoosier Academy - Indianapolis	\$1,033,508.00	\$148,856.00	\$138,184.00	\$0.00	\$3,300.00	\$1,323,848.00
9865	Hoosier Academy Virtual	\$7,958,539.00	\$1,807,186.00	\$791,496.00	\$176,800.00	\$12,500.00	\$10,746,521.00
9655	Hope Academy	\$142,371.00	\$19,111.00	\$13,800.00	\$0.00	\$1,100.00	\$176,382.00
3625	Huntington Co Com Sch Corp	\$26,884,865.00	\$3,228,070.00	\$2,920,220.00	\$637,100.00	\$146,400.00	\$33,816,655.00
9625	IN Acad for Sci Math Humanities	\$1,692,633.00	\$51,687.00	\$9,700.00	\$0.00	\$164,400.00	\$1,918,420.00
9905	IN Connections Academy	\$21,350,904.00	\$2,862,759.00	\$2,870,416.00	\$0.00	\$36,400.00	\$27,120,479.00
9035	IN Connections Career Academy HS Virtual Charter School	\$322,708.00	\$36,772.00	\$67,080.00	\$0.00	\$0.00	\$426,560.00
9490	Indiana College Preparatory School	\$1,297,158.00	\$458,716.00	\$36,276.00	\$0.00	\$0.00	\$1,792,150.00
9785	Indiana Math and Science Academy	\$3,105,797.00	\$791,893.00	\$183,332.00	\$0.00	\$0.00	\$4,081,022.00
9895	Indiana Math Science Academy	\$3,556,639.00	\$894,670.00	\$352,344.00	\$6,300.00	\$5,200.00	\$4,815,153.00
9155	Indiana Virtual Pathways Academy	\$14,104,220.00	\$2,325,501.00	\$539,384.00	\$0.00	\$0.00	\$16,969,105.00
9890	Indiana Virtual School	\$16,045,212.00	\$2,614,426.00	\$998,856.00	\$0.00	\$3,300.00	\$19,661,794.00
9780	Indianapolis Acad of Excel -Chlng Fnd Aca	\$690,763.00	\$246,593.00	\$64,928.00	\$0.00	\$0.00	\$1,002,284.00
9770	Indianapolis Lighthouse East	\$1,982,648.00	\$746,901.00	\$324,996.00	\$0.00	\$0.00	\$3,054,545.00
9670	Indianapolis Metropolitan High Sch	\$1,497,532.00	\$502,538.00	\$270,068.00	\$52,500.00	\$0.00	\$2,322,638.00
5385	Indianapolis Public Schools	\$164,580,876.00	\$51,860,611.00	\$20,251,014.00	\$1,409,450.00	\$349,100.00	\$238,451,051.00
9575	Indpls Lighthouse Charter School	\$4,856,433.00	\$1,832,118.00	\$210,104.00	\$104,750.00	\$39,700.00	\$7,043,105.00
9120	Insight School of IN	\$3,720,629.00	\$806,015.00	\$399,740.00	\$0.00	\$0.00	\$4,926,384.00
9735	Inspire Academy	\$1,044,054.00	\$342,302.00	\$204,640.00	\$0.00	\$0.00	\$1,590,996.00
9330	Irvington Community School	\$5,331,003.00	\$834,368.00	\$543,056.00	\$0.00	\$24,200.00	\$6,732,627.00
6900	Jac-Cen-Del Community Sch Corp	\$4,434,593.00	\$506,862.00	\$427,444.00	\$122,100.00	\$25,700.00	\$5,516,699.00

Note that tuition support calculations for school corporations 5385 and 4690 may include innovation network charter schools as well as turnaround academies.

Appendix D: FY2018 State Tuition Support by School Corporation

Corp	Name	FY18 Basic Grant	FY18 Complexity Grant	FY18 Special Education Grant	FY18 Career and Technical Grant	FY18 Honors Grant	FY18 Tuition Support
3945	Jay School Corp	\$17,221,882.00	\$2,147,591.00	\$2,637,592.00	\$957,650.00	\$131,900.00	\$23,096,615.00
4015	Jennings County Schools	\$22,061,599.00	\$3,481,072.00	\$2,694,632.00	\$483,250.00	\$97,400.00	\$28,817,953.00
7150	John Glenn School Corporation	\$10,166,344.00	\$805,827.00	\$804,390.00	\$181,250.00	\$55,900.00	\$12,013,711.00
9495	Joshua Academy	\$986,051.00	\$296,814.00	\$20,300.00	\$0.00	\$0.00	\$1,303,165.00
3785	Kankakee Valley School Corp	\$17,759,464.00	\$1,694,946.00	\$1,924,630.00	\$523,950.00	\$111,000.00	\$22,013,990.00
9400	KIPP Indpls College Preparatory	\$1,597,719.00	\$666,661.00	\$176,156.00	\$0.00	\$0.00	\$2,440,536.00
9410	KIPP Indy Unite Elementary	\$2,119,746.00	\$900,271.00	\$94,604.00	\$0.00	\$0.00	\$3,114,621.00
7525	Knox Community School Corp	\$9,720,090.00	\$1,755,515.00	\$643,778.00	\$441,900.00	\$35,600.00	\$12,596,883.00
3500	Kokomo-Center Twp Con Sch Corp	\$30,255,999.00	\$7,704,292.00	\$3,488,066.00	\$881,050.00	\$125,000.00	\$42,454,407.00
7855	Lafayette School Corporation	\$39,258,381.00	\$8,215,447.00	\$5,747,130.00	\$580,700.00	\$124,000.00	\$53,925,658.00
4615	Lake Central School Corp	\$49,587,292.00	\$2,306,331.00	\$4,507,498.00	\$967,700.00	\$320,300.00	\$57,689,121.00
4650	Lake Ridge Schools	\$9,860,510.00	\$3,354,630.00	\$1,042,394.00	\$998,600.00	\$19,900.00	\$15,276,034.00
4680	Lake Station Community Schools	\$6,491,063.00	\$1,666,368.00	\$718,212.00	\$90,600.00	\$24,500.00	\$8,990,743.00
4535	Lakeland School Corporation	\$10,153,162.00	\$920,620.00	\$1,240,638.00	\$352,700.00	\$46,300.00	\$12,713,420.00
3160	Lanesville Community School Corp	\$4,061,686.00	\$116,674.00	\$274,656.00	\$164,200.00	\$38,500.00	\$4,655,716.00
4945	LaPorte Community School Corp	\$31,991,291.00	\$5,170,237.00	\$3,321,784.00	\$627,950.00	\$169,400.00	\$41,280,662.00
1620	Lawrenceburg Com School Corp	\$10,804,377.00	\$1,476,386.00	\$1,010,410.00	\$154,000.00	\$66,800.00	\$13,511,973.00
665	Lebanon Community School Corp	\$18,376,405.00	\$1,989,377.00	\$2,486,980.00	\$518,550.00	\$89,200.00	\$23,460,512.00
815	Lewis Cass School Corp	\$6,914,221.00	\$759,188.00	\$527,730.00	\$197,050.00	\$38,200.00	\$8,436,389.00
1895	Liberty-Perry Com School Corp	\$6,475,244.00	\$966,092.00	\$580,952.00	\$94,600.00	\$41,200.00	\$8,158,088.00
2950	Linton-Stockton School Corp	\$7,456,022.00	\$973,808.00	\$520,780.00	\$205,250.00	\$17,600.00	\$9,173,460.00
875	Logansport Community Sch Corp	\$21,909,315.00	\$3,534,991.00	\$1,904,992.00	\$820,050.00	\$93,900.00	\$28,263,248.00
5525	Loogootee Community Sch Corp	\$4,313,314.00	\$421,205.00	\$437,044.00	\$111,850.00	\$34,500.00	\$5,317,913.00
8445	M S D Bluffton-Harrison	\$8,425,569.00	\$924,000.00	\$841,246.00	\$129,650.00	\$48,800.00	\$10,369,265.00
6460	M S D Boone Township	\$5,942,671.00	\$516,110.00	\$694,316.00	\$134,800.00	\$17,600.00	\$7,305,497.00
5300	M S D Decatur Township	\$35,397,649.00	\$6,274,305.00	\$3,906,774.00	\$483,550.00	\$105,700.00	\$46,167,978.00
5330	M S D Lawrence Township	\$83,126,209.00	\$14,667,291.00	\$8,950,502.00	\$2,326,900.00	\$334,500.00	\$109,405,402.00
5925	M S D Martinsville Schools	\$23,665,224.00	\$3,230,597.00	\$2,420,068.00	\$844,500.00	\$116,500.00	\$30,276,889.00
6590	M S D Mount Vernon	\$10,722,171.00	\$1,611,965.00	\$1,618,622.00	\$177,050.00	\$57,300.00	\$14,187,108.00
6600	M S D North Posey Co Schools	\$7,414,523.00	\$616,068.00	\$841,254.00	\$221,150.00	\$73,100.00	\$9,166,095.00
4860	M S D of New Durham Township	\$4,756,246.00	\$568,531.00	\$402,744.00	\$141,350.00	\$12,100.00	\$5,880,971.00
5340	M S D Perry Township	\$85,947,264.00	\$15,522,666.00	\$8,997,004.00	\$752,750.00	\$359,500.00	\$111,579,184.00
5350	M S D Pike Township	\$59,015,416.00	\$10,353,607.00	\$5,390,856.00	\$1,048,750.00	\$174,700.00	\$75,983,329.00
2960	M S D Shakamak Schools	\$4,081,302.00	\$718,489.00	\$378,996.00	\$92,650.00	\$32,400.00	\$5,303,837.00
125	M S D Southwest Allen County	\$38,709,093.00	\$1,371,739.00	\$3,000,304.00	\$598,500.00	\$286,500.00	\$43,966,136.00
7615	M S D Steuben County	\$14,432,201.00	\$1,535,265.00	\$1,601,148.00	\$271,250.00	\$68,600.00	\$17,908,464.00
8050	M S D Wabash County Schools	\$11,139,213.00	\$1,390,553.00	\$934,516.00	\$380,600.00	\$51,800.00	\$13,896,682.00
8115	M S D Warren County	\$7,002,544.00	\$786,269.00	\$648,870.00	\$225,350.00	\$36,700.00	\$8,699,733.00
5360	M S D Warren Township	\$63,318,184.00	\$14,814,270.00	\$6,831,222.00	\$1,823,700.00	\$163,800.00	\$86,951,176.00
5370	M S D Washington Township	\$59,271,209.00	\$9,595,012.00	\$6,660,506.00	\$1,116,800.00	\$360,300.00	\$77,003,827.00
5375	M S D Wayne Township	\$86,035,692.00	\$18,749,189.00	\$9,807,698.00	\$1,781,750.00	\$450,400.00	\$116,824,729.00
5615	Maconaquah School Corp	\$11,590,054.00	\$1,842,781.00	\$1,126,640.00	\$228,350.00	\$46,300.00	\$14,834,125.00
3995	Madison Consolidated Schools	\$14,047,694.00	\$2,047,798.00	\$1,437,416.00	\$387,450.00	\$82,700.00	\$18,003,058.00
2825	Madison-Grant United Sch Corp	\$6,100,861.00	\$894,268.00	\$670,908.00	\$135,250.00	\$41,500.00	\$7,842,787.00
8045	Manchester Community Schools	\$8,357,705.00	\$856,550.00	\$754,668.00	\$264,850.00	\$44,800.00	\$10,278,573.00
9915	Marion Academy	\$1,276,066.00	\$382,914.00	\$459,140.00	\$0.00	\$0.00	\$2,118,120.00

Note that tuition support calculations for school corporations 5385 and 4690 may include innovation network charter schools as well as turnaround academies.

Appendix D: FY2018 State Tuition Support by School Corporation

Corp	Name	FY18 Basic Grant	FY18 Complexity Grant	FY18 Special Education Grant	FY18 Career and Technical Grant	FY18 Honors Grant	FY18 Tuition Support
2865	Marion Community Schools	\$18,508,230.00	\$5,804,733.00	\$2,063,958.00	\$501,250.00	\$98,900.00	\$26,977,071.00
9955	Mays Community Academy	\$954,413.00	\$174,361.00	\$323,276.00	\$0.00	\$0.00	\$1,452,050.00
3640	Medora Community School Corp	\$922,775.00	\$233,053.00	\$110,252.00	\$24,350.00	\$6,600.00	\$1,297,030.00
4600	Merrillville Community School	\$33,693,468.00	\$6,107,892.00	\$3,341,566.00	\$1,088,100.00	\$120,000.00	\$44,351,026.00
4925	Michigan City Area Schools	\$28,706,212.00	\$8,525,358.00	\$3,855,350.00	\$580,250.00	\$102,000.00	\$41,769,170.00
2275	Middlebury Community Schools	\$24,117,120.00	\$1,053,735.00	\$1,816,668.00	\$476,500.00	\$132,800.00	\$27,596,823.00
6910	Milan Community Schools	\$6,106,134.00	\$695,460.00	\$585,350.00	\$138,650.00	\$31,200.00	\$7,556,794.00
3335	Mill Creek Community Sch Corp	\$8,020,233.00	\$483,921.00	\$890,768.00	\$132,350.00	\$61,700.00	\$9,588,972.00
2855	Mississinewa Community School Corp	\$12,576,105.00	\$2,482,356.00	\$1,593,048.00	\$232,650.00	\$58,900.00	\$16,943,059.00
5085	Mitchell Community Schools	\$8,357,705.00	\$1,245,826.00	\$1,045,846.00	\$83,250.00	\$37,800.00	\$10,770,427.00
6820	Monroe Central School Corp	\$5,584,107.00	\$796,781.00	\$547,152.00	\$128,950.00	\$18,000.00	\$7,074,990.00
5740	Monroe County Com Sch Corp	\$56,784,937.00	\$6,509,430.00	\$6,217,098.00	\$823,500.00	\$467,900.00	\$70,802,865.00
5900	Monroe-Gregg School District	\$7,856,770.00	\$727,165.00	\$975,116.00	\$201,850.00	\$48,500.00	\$9,809,401.00
5930	Mooreville Con School Corp	\$23,027,191.00	\$2,499,059.00	\$2,342,256.00	\$550,000.00	\$153,500.00	\$28,572,006.00
3135	Mt Vernon Community Sch Corp	\$20,997,086.00	\$1,140,086.00	\$2,240,102.00	\$470,300.00	\$108,200.00	\$24,955,774.00
1970	Muncie Community Schools	\$26,966,122.00	\$8,705,358.00	\$3,706,970.00	\$333,850.00	\$94,400.00	\$39,806,700.00
9730	Neighbors New Vista High School	\$1,028,235.00	\$171,077.00	\$140,456.00	\$27,300.00	\$0.00	\$1,367,068.00
8305	Nettle Creek School Corp	\$5,681,974.00	\$563,251.00	\$630,406.00	\$164,150.00	\$45,500.00	\$7,085,281.00
2400	New Albany-Floyd Co Con Sch	\$60,394,675.00	\$7,738,032.00	\$6,986,470.00	\$1,072,300.00	\$380,000.00	\$76,571,477.00
3445	New Castle Community Sch Corp	\$16,393,757.00	\$3,223,815.00	\$1,840,074.00	\$358,600.00	\$102,500.00	\$21,918,746.00
4805	New Prairie United School Corp	\$15,838,194.00	\$1,390,385.00	\$1,526,104.00	\$316,300.00	\$93,400.00	\$19,164,383.00
9930	Nexus Academy of Indianapolis	\$94,914.00	\$17,149.00	\$6,900.00	\$0.00	\$7,700.00	\$126,663.00
4255	Nineveh-Hensley-Jackson United	\$9,665,409.00	\$646,756.00	\$875,734.00	\$288,450.00	\$54,000.00	\$11,530,349.00
3070	Noblesville Schools	\$54,949,775.00	\$2,681,211.00	\$6,256,446.00	\$903,450.00	\$300,100.00	\$65,090,982.00
25	North Adams Community Schools	\$9,074,833.00	\$1,258,929.00	\$871,118.00	\$220,000.00	\$76,500.00	\$11,501,380.00
6375	North Central Parke Con Sch Corp	\$6,306,508.00	\$1,100,487.00	\$678,524.00	\$251,100.00	\$37,500.00	\$8,374,119.00
1375	North Daviess Com Schools	\$6,380,330.00	\$580,231.00	\$535,042.00	\$122,950.00	\$28,600.00	\$7,647,153.00
2735	North Gibson School Corp	\$10,610,647.00	\$1,796,023.00	\$1,696,112.00	\$135,350.00	\$34,900.00	\$14,273,032.00
3180	North Harrison Com School Corp	\$11,595,011.00	\$1,331,502.00	\$1,236,796.00	\$285,600.00	\$60,200.00	\$14,509,109.00
7515	North Judson-San Pierre Sch Corp	\$5,422,015.00	\$986,173.00	\$535,146.00	\$138,500.00	\$22,800.00	\$7,104,634.00
4315	North Knox School Corp	\$7,097,458.00	\$1,280,907.00	\$471,012.00	\$153,450.00	\$29,000.00	\$9,031,827.00
5075	North Lawrence Com Schools	\$25,528,122.00	\$3,241,631.00	\$3,374,478.00	\$706,900.00	\$137,400.00	\$32,988,531.00
5620	North Miami Community Schools	\$4,687,697.00	\$415,928.00	\$425,662.00	\$165,900.00	\$33,400.00	\$5,728,587.00
5835	North Montgomery Com Sch Corp	\$9,850,544.00	\$819,801.00	\$1,076,116.00	\$301,650.00	\$78,900.00	\$12,127,011.00
5945	North Newton School Corp	\$7,255,648.00	\$950,555.00	\$692,456.00	\$178,200.00	\$28,700.00	\$9,105,559.00
6715	North Putnam Community Schools	\$7,250,375.00	\$818,964.00	\$1,068,392.00	\$256,700.00	\$50,000.00	\$9,444,431.00
7385	North Spencer County Sch Corp	\$10,095,211.00	\$633,511.00	\$1,057,422.00	\$247,450.00	\$69,400.00	\$12,102,994.00
8010	North Vermillion Com Sch Corp	\$4,023,299.00	\$616,199.00	\$247,008.00	\$133,150.00	\$19,900.00	\$5,039,556.00
3295	North West Hendricks Schools	\$10,013,427.00	\$340,738.00	\$905,656.00	\$187,200.00	\$61,700.00	\$11,508,721.00
8515	North White School Corp	\$4,650,786.00	\$563,413.00	\$371,388.00	\$76,900.00	\$17,600.00	\$5,680,087.00
2040	Northeast Dubois Co Sch Corp	\$4,392,409.00	\$142,976.00	\$703,548.00	\$129,100.00	\$20,600.00	\$5,388,633.00
7645	Northeast School Corp	\$4,497,869.00	\$727,225.00	\$568,332.00	\$148,400.00	\$22,500.00	\$5,964,326.00
8375	Northeastern Wayne Schools	\$6,670,345.00	\$588,250.00	\$660,656.00	\$104,500.00	\$48,100.00	\$8,071,851.00
8435	Northern Wells Com Schools	\$12,989,614.00	\$845,643.00	\$1,098,206.00	\$258,700.00	\$78,500.00	\$15,270,663.00
225	Northwest Allen County Schools	\$39,763,482.00	\$1,128,882.00	\$3,147,558.00	\$877,350.00	\$301,900.00	\$45,219,172.00
7350	Northwestern Con School Corp	\$7,698,580.00	\$651,029.00	\$725,764.00	\$171,000.00	\$45,900.00	\$9,292,273.00

Note that tuition support calculations for school corporations 5385 and 4690 may include innovation network charter schools as well as turnaround academies.

Appendix D: FY2018 State Tuition Support by School Corporation

Corp	Name	FY18 Basic Grant	FY18 Complexity Grant	FY18 Special Education Grant	FY18 Career and Technical Grant	FY18 Honors Grant	FY18 Tuition Support
3470	Northwestern School Corp	\$9,644,475.00	\$600,690.00	\$666,326.00	\$127,200.00	\$94,300.00	\$11,132,991.00
5625	Oak Hill United School Corp	\$9,049,312.00	\$993,022.00	\$833,584.00	\$155,150.00	\$27,600.00	\$11,058,668.00
9640	Options Charter Sch - Noblesville	\$1,481,713.00	\$136,538.00	\$726,516.00	\$10,900.00	\$2,200.00	\$2,357,867.00
9325	Options Charter School - Carmel	\$943,867.00	\$43,203.00	\$229,044.00	\$15,000.00	\$0.00	\$1,231,114.00
7495	Oregon-Davis School Corp	\$2,926,515.00	\$492,807.00	\$289,286.00	\$77,700.00	\$14,000.00	\$3,800,308.00
6145	Orleans Community Schools	\$4,344,952.00	\$510,905.00	\$422,114.00	\$89,800.00	\$26,500.00	\$5,394,271.00
9030	Otwell Miller Academy Charter School	\$305,834.00	\$65,006.00	\$36,476.00	\$0.00	\$0.00	\$407,316.00
6155	Paoli Community School Corp	\$7,467,992.00	\$1,193,406.00	\$884,670.00	\$308,850.00	\$37,500.00	\$9,892,418.00
9680	Paramount School of Excellence Inc	\$4,018,026.00	\$1,387,732.00	\$352,590.00	\$0.00	\$0.00	\$5,758,348.00
7175	Penn-Harris-Madison Sch Corp	\$58,785,355.00	\$3,606,052.00	\$5,228,360.00	\$1,892,750.00	\$428,600.00	\$69,941,117.00
6325	Perry Central Com Schools Corp	\$6,248,505.00	\$595,925.00	\$658,884.00	\$306,550.00	\$46,600.00	\$7,856,464.00
5635	Peru Community Schools	\$10,713,576.00	\$2,027,716.00	\$1,117,288.00	\$323,500.00	\$51,100.00	\$14,233,180.00
9045	Phalen Academy MS Charter School	\$632,760.00	\$231,960.00	\$66,176.00	\$0.00	\$0.00	\$930,896.00
9925	Phalen Ldrshp Acad - IN Inc	\$1,436,893.00	\$401,278.00	\$42,352.00	\$0.00	\$0.00	\$1,880,523.00
6445	Pike County School Corp	\$9,238,296.00	\$1,037,307.00	\$1,099,524.00	\$377,800.00	\$71,000.00	\$11,823,927.00
775	Pioneer Regional School Corp	\$5,059,549.00	\$424,808.00	\$341,162.00	\$128,600.00	\$13,200.00	\$5,967,319.00
3330	Plainfield Community Sch Corp	\$28,584,933.00	\$1,857,126.00	\$2,888,710.00	\$610,600.00	\$214,500.00	\$34,155,869.00
5485	Plymouth Community School Corp	\$18,516,878.00	\$1,886,523.00	\$1,499,742.00	\$684,450.00	\$55,100.00	\$22,642,693.00
6550	Portage Township Schools	\$40,370,088.00	\$6,061,026.00	\$4,660,350.00	\$810,700.00	\$187,900.00	\$52,090,064.00
6520	Porter Township School Corp	\$7,318,924.00	\$318,796.00	\$919,302.00	\$148,600.00	\$42,200.00	\$8,747,822.00
4515	Prairie Heights Com Sch Corp	\$6,849,627.00	\$648,656.00	\$867,776.00	\$196,200.00	\$34,100.00	\$8,596,359.00
6825	Randolph Central School Corp	\$7,772,402.00	\$1,189,356.00	\$842,186.00	\$88,350.00	\$34,200.00	\$9,926,494.00
6835	Randolph Eastern School Corp	\$4,587,510.00	\$832,547.00	\$386,912.00	\$132,400.00	\$23,100.00	\$5,962,469.00
6805	Randolph Southern School Corp	\$2,857,966.00	\$438,489.00	\$232,310.00	\$56,150.00	\$15,800.00	\$3,600,715.00
9690	Renaissance Academy Charter School	\$1,360,434.00	\$85,006.00	\$59,952.00	\$0.00	\$0.00	\$1,505,392.00
3815	Rensselaer Central School Corp	\$8,184,540.00	\$1,150,259.00	\$961,228.00	\$272,600.00	\$53,300.00	\$10,621,927.00
5705	Richland-Bean Blossom C S C	\$14,424,292.00	\$1,386,297.00	\$1,659,972.00	\$144,050.00	\$77,500.00	\$17,692,111.00
8385	Richmond Community Schools	\$24,735,643.00	\$6,627,304.00	\$3,606,424.00	\$529,300.00	\$101,800.00	\$35,600,471.00
6080	Rising Sun-Ohio Co Com	\$4,197,308.00	\$366,216.00	\$409,990.00	\$103,700.00	\$19,100.00	\$5,096,314.00
4590	River Forest Community Sch Corp	\$8,605,536.00	\$2,398,044.00	\$743,406.00	\$121,400.00	\$21,800.00	\$11,890,186.00
2645	Rochester Community Sch Corp	\$9,276,473.00	\$1,322,386.00	\$902,246.00	\$275,100.00	\$51,800.00	\$11,828,005.00
9875	Rock Creek Community Academy	\$2,436,126.00	\$148,297.00	\$424,140.00	\$11,250.00	\$20,200.00	\$3,040,013.00
1180	Rossville Con School District	\$5,178,086.00	\$388,538.00	\$361,062.00	\$126,800.00	\$52,800.00	\$6,107,286.00
9465	Rural Community Schools Inc	\$928,048.00	\$181,690.00	\$256,092.00	\$0.00	\$0.00	\$1,365,830.00
6995	Rush County Schools	\$10,909,837.00	\$1,345,822.00	\$1,115,260.00	\$310,850.00	\$30,800.00	\$13,712,569.00
8205	Salem Community Schools	\$9,978,994.00	\$1,532,371.00	\$1,254,564.00	\$179,400.00	\$36,000.00	\$12,981,329.00
4670	School City of East Chicago	\$22,167,692.00	\$8,493,846.00	\$2,773,474.00	\$367,600.00	\$39,000.00	\$33,841,612.00
4710	School City of Hammond	\$68,886,472.00	\$18,169,803.00	\$7,212,520.00	\$980,650.00	\$150,800.00	\$95,400,245.00
4730	School City of Hobart	\$21,120,632.00	\$2,473,593.00	\$1,987,854.00	\$1,607,800.00	\$92,600.00	\$27,282,479.00
7200	School City of Mishawaka	\$27,329,959.00	\$5,365,234.00	\$3,288,934.00	\$784,700.00	\$86,100.00	\$36,854,927.00
4720	School Town of Highland	\$17,095,066.00	\$1,618,893.00	\$1,367,274.00	\$354,850.00	\$88,100.00	\$20,524,183.00
4740	School Town of Munster	\$21,086,832.00	\$642,523.00	\$1,727,746.00	\$352,800.00	\$224,500.00	\$24,034,401.00
5400	School Town of Speedway	\$9,781,415.00	\$1,687,160.00	\$1,066,096.00	\$152,500.00	\$43,900.00	\$12,731,071.00
7230	Scott County School District 1	\$6,301,235.00	\$1,193,877.00	\$834,642.00	\$51,650.00	\$38,300.00	\$8,419,704.00
7255	Scott County School District 2	\$13,983,996.00	\$2,217,788.00	\$1,546,812.00	\$258,850.00	\$60,700.00	\$18,068,146.00
9485	SE Neighborhood Sch of Excellence	\$3,142,708.00	\$1,093,642.00	\$177,306.00	\$0.00	\$0.00	\$4,413,656.00

Note that tuition support calculations for school corporations 5385 and 4690 may include innovation network charter schools as well as turnaround academies.

Appendix D: FY2018 State Tuition Support by School Corporation

Corp	Name	FY18 Basic Grant	FY18 Complexity Grant	FY18 Special Education Grant	FY18 Career and Technical Grant	FY18 Honors Grant	FY18 Tuition Support
9985	Seven Oaks Classical School	\$1,175,879.00	\$147,028.00	\$184,888.00	\$0.00	\$0.00	\$1,507,795.00
3675	Seymour Community Schools	\$24,598,545.00	\$3,060,846.00	\$2,918,838.00	\$538,300.00	\$122,200.00	\$31,238,729.00
7285	Shelby Eastern Schools	\$5,966,400.00	\$507,761.00	\$701,116.00	\$137,850.00	\$24,600.00	\$7,337,727.00
7365	Shelbyville Central Schools	\$20,185,044.00	\$2,850,367.00	\$2,229,026.00	\$625,500.00	\$133,000.00	\$26,022,937.00
3435	Shenandoah School Corporation	\$7,419,111.00	\$683,661.00	\$587,816.00	\$233,950.00	\$40,800.00	\$8,965,338.00
3055	Sheridan Community Schools	\$5,710,659.00	\$486,754.00	\$856,926.00	\$103,350.00	\$29,400.00	\$7,187,089.00
5520	Shoals Community School Corp	\$3,016,156.00	\$442,110.00	\$484,096.00	\$41,200.00	\$13,600.00	\$3,997,162.00
9315	Signature School Inc	\$1,929,918.00	\$365,916.00	\$31,528.00	\$0.00	\$85,200.00	\$2,412,562.00
9760	Smith Academy for Excellence	\$395,475.00	\$140,091.00	\$66,252.00	\$0.00	\$0.00	\$601,818.00
8625	Smith-Green Community Schools	\$6,232,686.00	\$289,886.00	\$571,130.00	\$102,750.00	\$40,000.00	\$7,236,452.00
35	South Adams Schools	\$6,453,045.00	\$698,588.00	\$631,036.00	\$120,400.00	\$33,400.00	\$7,936,469.00
7205	South Bend Community Sch Corp	\$88,595,522.00	\$22,958,052.00	\$11,363,814.00	\$1,470,700.00	\$323,300.00	\$124,711,388.00
4940	South Central Com School Corp	\$4,845,887.00	\$348,972.00	\$404,392.00	\$176,800.00	\$47,700.00	\$5,823,751.00
1600	South Dearborn Com School Corp	\$12,913,577.00	\$1,836,530.00	\$1,416,924.00	\$290,800.00	\$49,300.00	\$16,507,131.00
2765	South Gibson School Corp	\$10,596,304.00	\$722,550.00	\$1,093,954.00	\$153,950.00	\$73,700.00	\$12,640,458.00
3190	South Harrison Com Schools	\$15,928,467.00	\$1,938,180.00	\$1,760,056.00	\$378,750.00	\$55,100.00	\$20,060,553.00
3415	South Henry School Corp	\$4,292,222.00	\$480,219.00	\$403,220.00	\$181,700.00	\$40,100.00	\$5,397,461.00
4325	South Knox School Corp	\$6,601,796.00	\$499,798.00	\$431,596.00	\$123,150.00	\$41,500.00	\$7,697,840.00
5255	South Madison Com Sch Corp	\$23,549,218.00	\$1,572,613.00	\$2,478,914.00	\$322,300.00	\$122,900.00	\$28,045,945.00
5845	South Montgomery Com Sch Corp	\$8,642,447.00	\$852,657.00	\$1,014,974.00	\$287,450.00	\$39,700.00	\$10,837,228.00
5995	South Newton School Corp	\$4,646,937.00	\$746,956.00	\$571,606.00	\$155,150.00	\$15,400.00	\$6,136,049.00
6705	South Putnam Community Schools	\$5,921,579.00	\$579,850.00	\$644,960.00	\$238,600.00	\$25,700.00	\$7,410,689.00
6865	South Ripley Com Sch Corp	\$6,232,686.00	\$1,022,773.00	\$651,696.00	\$245,900.00	\$27,900.00	\$8,180,955.00
7445	South Spencer County Sch Corp	\$6,401,158.00	\$808,114.00	\$819,362.00	\$144,600.00	\$42,300.00	\$8,215,534.00
8020	South Vermillion Com Sch Corp	\$9,001,011.00	\$1,495,161.00	\$917,568.00	\$300,850.00	\$54,400.00	\$11,768,990.00
2100	Southeast Dubois Co Sch Corp	\$6,738,894.00	\$181,361.00	\$663,138.00	\$231,100.00	\$57,200.00	\$7,871,693.00
2455	Southeast Fountain School Corp	\$5,452,282.00	\$857,010.00	\$418,766.00	\$163,700.00	\$46,400.00	\$6,938,158.00
3115	Southern Hancock Co Com Sch Corp	\$18,908,978.00	\$1,012,722.00	\$1,854,574.00	\$265,350.00	\$126,600.00	\$22,168,224.00
8425	Southern Wells Com Schools	\$4,630,274.00	\$403,685.00	\$311,836.00	\$96,500.00	\$28,300.00	\$5,470,595.00
2110	Southwest Dubois Co Sch Corp	\$9,106,471.00	\$705,307.00	\$823,968.00	\$144,450.00	\$37,900.00	\$10,818,096.00
6260	Southwest Parke Com Sch Corp	\$5,273,000.00	\$977,830.00	\$515,368.00	\$256,800.00	\$29,400.00	\$7,052,398.00
7715	Southwest School Corp	\$8,953,554.00	\$1,217,466.00	\$813,142.00	\$280,700.00	\$49,600.00	\$11,314,462.00
7360	Southwestern Con Sch Shelby Co	\$3,079,432.00	\$277,569.00	\$252,088.00	\$86,200.00	\$32,400.00	\$3,727,689.00
4000	Southwestern-Jefferson Co Con	\$7,028,909.00	\$1,181,265.00	\$738,394.00	\$149,300.00	\$27,200.00	\$9,125,068.00
6195	Spencer-Owen Community Schools	\$12,932,823.00	\$1,978,160.00	\$1,784,540.00	\$527,950.00	\$71,700.00	\$17,295,173.00
6160	Springs Valley Com School Corp	\$4,524,234.00	\$645,860.00	\$467,470.00	\$142,400.00	\$14,700.00	\$5,794,664.00
9980	Steel City Academy/Global Leadership Acad	\$1,587,173.00	\$623,696.00	\$128,576.00	\$0.00	\$0.00	\$2,339,445.00
9960	Success Academy Primary School	\$3,411,631.00	\$1,055,794.00	\$427,504.00	\$0.00	\$0.00	\$4,894,929.00
1560	Sunman-Dearborn Com Sch Corp	\$20,000,489.00	\$955,760.00	\$1,946,784.00	\$562,650.00	\$179,000.00	\$23,644,683.00
7775	Switzerland County School Corp	\$7,693,307.00	\$1,197,387.00	\$889,964.00	\$269,700.00	\$27,900.00	\$10,078,258.00
3460	Taylor Community School Corp	\$6,686,164.00	\$1,324,692.00	\$716,848.00	\$105,550.00	\$24,700.00	\$8,857,954.00
6350	Tell City-Troy Twp School Corp	\$7,508,067.00	\$975,565.00	\$1,019,182.00	\$274,050.00	\$30,800.00	\$9,807,664.00
9835	The Bloomington Project School	\$1,471,167.00	\$95,876.00	\$271,344.00	\$0.00	\$0.00	\$1,838,387.00
9460	Thea Bowman Leadership Academy	\$5,795,027.00	\$1,829,560.00	\$360,516.00	\$4,800.00	\$17,700.00	\$8,007,603.00
9740	Thurgood Marshall Leadership Academy	\$822,588.00	\$412,297.00	\$51,428.00	\$0.00	\$0.00	\$1,286,313.00
9350	Timothy L Johnson Academy	\$1,655,722.00	\$763,092.00	\$71,904.00	\$0.00	\$0.00	\$2,490,718.00

Note that tuition support calculations for school corporations 5385 and 4690 may include innovation network charter schools as well as turnaround academies.

Appendix D: FY2018 State Tuition Support by School Corporation

Corp	Name	FY18 Basic Grant	FY18 Complexity Grant	FY18 Special Education Grant	FY18 Career and Technical Grant	FY18 Honors Grant	FY18 Tuition Support
9940	Tindley Collegiate Academy	\$1,128,422.00	\$236,519.00	\$47,276.00	\$0.00	\$0.00	\$1,412,217.00
9425	Tindley Genesis Academy	\$1,334,069.00	\$331,645.00	\$60,904.00	\$0.00	\$0.00	\$1,726,618.00
9745	Tindley Preparatory Academy	\$759,312.00	\$148,298.00	\$56,452.00	\$0.00	\$0.00	\$964,062.00
9945	Tindley Renaissance Academy	\$2,625,954.00	\$638,172.00	\$127,932.00	\$0.00	\$0.00	\$3,392,058.00
9430	Tindley Summit Academy	\$1,471,167.00	\$474,239.00	\$72,928.00	\$0.00	\$0.00	\$2,018,334.00
7865	Tippecanoe School Corp	\$71,313,950.00	\$5,834,409.00	\$8,036,432.00	\$947,300.00	\$348,600.00	\$86,480,691.00
4445	Tippecanoe Valley School Corp	\$9,735,171.00	\$1,029,735.00	\$1,040,752.00	\$260,300.00	\$59,200.00	\$12,125,158.00
7945	Tipton Community School Corp	\$8,183,696.00	\$748,638.00	\$672,402.00	\$272,200.00	\$51,700.00	\$9,928,636.00
7935	Tri-Central Community Schools	\$3,960,708.00	\$349,824.00	\$325,714.00	\$50,750.00	\$37,100.00	\$4,724,096.00
8535	Tri-County School Corp	\$3,796,560.00	\$407,441.00	\$390,366.00	\$186,200.00	\$23,200.00	\$4,803,767.00
4645	Tri-Creek School Corporation	\$17,341,737.00	\$1,203,463.00	\$1,396,914.00	\$928,350.00	\$117,200.00	\$20,987,664.00
5495	Triton School Corporation	\$4,793,842.00	\$487,112.00	\$374,672.00	\$101,500.00	\$22,400.00	\$5,779,526.00
4915	Tri-Township Cons School Corp	\$1,935,191.00	\$205,601.00	\$187,632.00	\$32,250.00	\$5,900.00	\$2,366,574.00
8565	Twin Lakes School Corp	\$12,607,743.00	\$1,240,499.00	\$950,918.00	\$451,650.00	\$72,800.00	\$15,323,610.00
7950	Union Co/Clg Corner Joint Sch Dist	\$7,144,915.00	\$726,009.00	\$728,052.00	\$165,500.00	\$34,900.00	\$8,799,376.00
6795	Union School Corporation	\$4,239,492.00	\$933,565.00	\$622,580.00	\$40,600.00	\$13,300.00	\$5,849,537.00
6530	Union Township School Corp	\$7,656,396.00	\$522,604.00	\$773,532.00	\$164,200.00	\$57,700.00	\$9,174,432.00
7215	Union-North United School Corp	\$6,227,413.00	\$751,069.00	\$576,956.00	\$132,300.00	\$33,900.00	\$7,721,638.00
6560	Valparaiso Community Schools	\$33,105,212.00	\$2,359,617.00	\$3,613,922.00	\$454,000.00	\$248,500.00	\$39,781,251.00
8030	Vigo County School Corp	\$76,321,402.00	\$14,624,240.00	\$8,818,654.00	\$2,164,650.00	\$394,100.00	\$102,323,046.00
4335	Vincennes Community Sch Corp	\$14,200,189.00	\$2,965,909.00	\$1,379,328.00	\$216,900.00	\$70,600.00	\$18,832,926.00
9935	Vision Academy	\$2,351,758.00	\$848,546.00	\$198,930.00	\$0.00	\$0.00	\$3,399,234.00
8060	Wabash City Schools	\$8,014,960.00	\$1,334,606.00	\$972,478.00	\$196,700.00	\$27,600.00	\$10,546,344.00
2285	Wa-Nee Community Schools	\$16,132,427.00	\$797,963.00	\$1,419,680.00	\$456,750.00	\$81,500.00	\$18,888,320.00
8130	Warrick County School Corp	\$53,771,470.00	\$3,720,765.00	\$5,931,142.00	\$862,100.00	\$293,600.00	\$64,579,077.00
4415	Warsaw Community Schools	\$36,759,138.00	\$3,779,576.00	\$3,897,460.00	\$1,225,350.00	\$260,800.00	\$45,922,324.00
1405	Washington Com Schools	\$13,720,662.00	\$2,469,771.00	\$1,833,184.00	\$293,300.00	\$60,300.00	\$18,377,217.00
4345	Wawasee Community School Corp	\$15,961,898.00	\$1,597,280.00	\$1,943,608.00	\$589,800.00	\$92,800.00	\$20,185,386.00
1885	Wes-Del Community Schools	\$4,666,605.00	\$648,015.00	\$432,496.00	\$47,300.00	\$36,500.00	\$5,830,916.00
6630	West Central School Corp	\$4,086,575.00	\$536,478.00	\$434,592.00	\$175,350.00	\$26,100.00	\$5,259,095.00
940	West Clark Community Schools	\$24,693,459.00	\$1,559,533.00	\$2,575,450.00	\$630,700.00	\$177,600.00	\$29,636,742.00
7875	West Lafayette Com School Corp	\$12,220,178.00	\$583,964.00	\$1,013,190.00	\$108,050.00	\$126,900.00	\$14,052,282.00
6065	West Noble School Corporation	\$12,536,399.00	\$1,525,171.00	\$993,036.00	\$237,400.00	\$63,300.00	\$15,355,306.00
8220	West Washington School Corp	\$4,192,035.00	\$634,442.00	\$420,420.00	\$136,550.00	\$22,400.00	\$5,405,847.00
615	Western Boone Co Com Sch Dist	\$8,779,545.00	\$688,827.00	\$887,466.00	\$202,100.00	\$72,700.00	\$10,630,638.00
3490	Western School Corp	\$13,862,717.00	\$1,299,778.00	\$993,010.00	\$161,250.00	\$106,600.00	\$16,423,355.00
8355	Western Wayne Schools	\$5,025,169.00	\$649,241.00	\$482,724.00	\$171,600.00	\$39,400.00	\$6,368,134.00
3030	Westfield-Washington Schools	\$41,308,946.00	\$1,372,369.00	\$4,299,344.00	\$1,125,700.00	\$294,100.00	\$48,400,459.00
4525	Westview School Corporation	\$11,637,511.00	\$676,159.00	\$1,134,036.00	\$160,950.00	\$44,400.00	\$13,653,056.00
2980	White River Valley Sch Dist	\$4,054,937.00	\$659,963.00	\$351,438.00	\$172,500.00	\$25,800.00	\$5,264,638.00
4760	Whiting School City	\$6,127,226.00	\$1,052,342.00	\$615,512.00	\$155,400.00	\$40,400.00	\$7,990,880.00
4455	Whitko Community School Corp	\$7,108,004.00	\$720,358.00	\$1,155,976.00	\$152,550.00	\$61,300.00	\$9,198,188.00
8665	Whitley Co Cons Schools	\$18,650,601.00	\$1,255,494.00	\$2,053,700.00	\$842,050.00	\$116,700.00	\$22,918,545.00
9845	Xavier School of Excellence	\$1,007,143.00	\$325,334.00	\$87,304.00	\$0.00	\$0.00	\$1,419,781.00
1910	Yorktown Community Schools	\$13,693,981.00	\$1,520,154.00	\$907,588.00	\$228,000.00	\$103,200.00	\$16,452,923.00
630	Zionsville Community Schools	\$35,835,413.00	\$283,802.00	\$3,528,616.00	\$198,100.00	\$327,500.00	\$40,173,431.00

Note that tuition support calculations for school corporations 5385 and 4690 may include innovation network charter schools as well as turnaround academies.

Appendix D: FY2018 State Tuition Support by School Corporation

Corp	Name	FY18 Basic Grant	FY18 Complexity Grant	FY18 Special Education Grant	FY18 Career and Technical Grant	FY18 Honors Grant	FY18 Tuition Support
	Statewide	\$5,428,623,210.00	\$768,522,710.00	\$566,487,796.00	\$113,863,650.00	\$28,673,200.00	\$6,906,170,566.00

Note that tuition support calculations for school corporations 5385 and 4690 may include innovation network charter schools as well as turnaround academies.

Appendix E: FY2019 State Tuition Support by School Corporation

Corp	Name	FY19 Basic Grant	FY19 Complexity Grant	FY19 Special Education Grant	FY19 Career and Technical Grant	FY19 Honors Grant	FY19 Tuition Support
9545	21st Century Charter Sch of Gary	\$4,779,336.00	\$1,985,952.00	\$250,312.00	\$30,870.00	\$3,700.00	\$7,050,170.00
9970	Ace Preparatory Academy	\$481,680.00	\$106,160.00	\$35,112.00	\$0.00	\$0.00	\$622,952.00
0015	Adams Central Community Schools	\$6,914,784.00	\$317,780.00	\$515,610.00	\$152,540.00	\$33,800.00	\$7,934,514.00
5265	Alexandria Com School Corp	\$8,140,392.00	\$1,220,831.00	\$992,788.00	\$135,580.00	\$58,000.00	\$10,547,591.00
9065	Allegiant Preparatory Academy Charter School	\$208,728.00	\$85,794.00	\$21,112.00	\$0.00	\$0.00	\$315,634.00
5275	Anderson Community School Corp	\$35,938,680.00	\$10,551,414.00	\$5,257,870.00	\$1,213,270.00	\$103,300.00	\$53,064,534.00
9790	Anderson Preparatory Academy	\$4,030,056.00	\$784,272.00	\$563,448.00	\$42,110.00	\$20,200.00	\$5,440,086.00
9615	Andrew J Brown Academy	\$3,617,952.00	\$1,087,332.00	\$179,180.00	\$0.00	\$0.00	\$4,884,464.00
5470	Argos Community Schools	\$3,284,255.00	\$262,992.00	\$373,132.00	\$142,120.00	\$14,300.00	\$4,076,799.00
9685	Aspire Charter Academy	\$3,783,864.00	\$1,454,455.00	\$324,908.00	\$0.00	\$0.00	\$5,563,227.00
2435	Attica Consolidated Sch Corp	\$3,227,256.00	\$394,796.00	\$382,078.00	\$139,660.00	\$16,900.00	\$4,160,690.00
3315	Avon Community School Corp	\$52,176,648.00	\$2,463,377.00	\$5,133,532.00	\$1,177,810.00	\$445,500.00	\$61,396,867.00
9645	Avondale Meadows Academy	\$2,365,584.00	\$622,880.00	\$211,880.00	\$0.00	\$0.00	\$3,200,344.00
1315	Barr-Reeve Com Schools Inc	\$4,988,064.00	\$172,830.00	\$276,748.00	\$117,630.00	\$30,800.00	\$5,586,072.00
0365	Bartholomew Con School Corp	\$60,596,950.00	\$6,158,652.00	\$5,289,522.00	\$1,633,300.00	\$446,900.00	\$74,125,324.00
6895	Batesville Community Sch Corp	\$11,480,843.00	\$745,504.00	\$1,118,058.00	\$261,890.00	\$102,800.00	\$13,709,095.00
2260	Baugo Community Schools	\$10,089,162.00	\$779,233.00	\$737,614.00	\$331,920.00	\$43,300.00	\$11,981,229.00
5380	Beech Grove City Schools	\$16,232,616.00	\$3,351,101.00	\$1,972,660.00	\$587,250.00	\$37,900.00	\$22,181,527.00
0395	Benton Community School Corp	\$9,392,760.00	\$1,248,402.00	\$1,237,062.00	\$269,420.00	\$69,100.00	\$12,216,744.00
0515	Blackford County Schools	\$8,445,938.00	\$1,563,209.00	\$729,668.00	\$225,590.00	\$43,100.00	\$11,007,505.00
2920	Bloomfield School District	\$4,367,232.00	\$516,340.00	\$326,840.00	\$126,150.00	\$18,000.00	\$5,354,562.00
9835	Bloomington Project School	\$1,493,208.00	\$95,876.00	\$272,208.00	\$0.00	\$0.00	\$1,861,292.00
3405	Blue River Valley Schools	\$3,500,208.00	\$416,382.00	\$210,086.00	\$93,970.00	\$13,200.00	\$4,233,846.00
5480	Bremen Public Schools	\$7,986,683.00	\$567,723.00	\$707,360.00	\$288,730.00	\$34,100.00	\$9,584,596.00
0670	Brown County School Corporation	\$9,559,903.00	\$1,185,914.00	\$1,418,848.00	\$272,650.00	\$61,000.00	\$12,498,315.00
3305	Brownsburg Community Sch Corp	\$47,750,544.00	\$2,260,746.00	\$4,275,424.00	\$1,131,800.00	\$431,200.00	\$55,849,714.00
3695	Brownstown Cnt Com Sch Corp	\$8,493,624.00	\$709,913.00	\$787,598.00	\$241,530.00	\$58,800.00	\$10,291,465.00
9620	Burriss Laboratory School	\$3,580,488.00	\$224,209.00	\$381,424.00	\$0.00	\$33,400.00	\$4,219,521.00
3455	C A Beard Memorial School Corp	\$5,586,953.00	\$739,614.00	\$710,056.00	\$155,080.00	\$42,600.00	\$7,234,303.00
9725	Canaan Community Academy	\$663,648.00	\$108,480.00	\$161,860.00	\$0.00	\$0.00	\$933,988.00
6340	Cannelton City Schools	\$1,364,760.00	\$334,086.00	\$217,760.00	\$26,770.00	\$1,100.00	\$1,944,476.00
9880	Career Academy at South Bend	\$1,632,360.00	\$221,601.00	\$376,756.00	\$298,880.00	\$16,600.00	\$2,546,197.00
9965	Career Academy Middle School	\$1,862,496.00	\$361,095.00	\$289,464.00	\$0.00	\$0.00	\$2,513,055.00
3060	Carmel Clay Schools	\$86,762,610.00	\$1,526,127.00	\$8,198,956.00	\$1,279,360.00	\$753,200.00	\$98,520,253.00
0750	Carroll Consolidated Sch Corp	\$5,828,328.00	\$481,752.00	\$350,540.00	\$119,320.00	\$34,500.00	\$6,814,440.00
2650	Caston School Corporation	\$3,580,488.00	\$350,402.00	\$264,766.00	\$61,770.00	\$19,800.00	\$4,277,226.00
4205	Center Grove Com Sch Corp	\$45,085,248.00	\$1,806,611.00	\$4,952,970.00	\$955,100.00	\$304,800.00	\$53,104,729.00
8360	Centerville-Abington Com Schs	\$9,317,832.00	\$985,824.00	\$728,930.00	\$156,090.00	\$75,700.00	\$11,264,376.00
6055	Central Noble Com School Corp	\$6,561,713.00	\$569,699.00	\$748,234.00	\$173,470.00	\$30,800.00	\$8,083,916.00
9445	Charles A Tindley Accelerated Schl	\$1,257,720.00	\$167,581.00	\$68,856.00	\$0.00	\$41,100.00	\$1,535,257.00
9310	Charter School of the Dunes	\$3,248,664.00	\$1,294,488.00	\$296,152.00	\$0.00	\$0.00	\$4,839,304.00
9380	Christel House Academy South	\$3,553,728.00	\$736,456.00	\$204,692.00	\$0.00	\$21,700.00	\$4,516,576.00
9395	Christel House Academy West	\$2,017,704.00	\$579,046.00	\$105,768.00	\$0.00	\$0.00	\$2,702,518.00
9150	Circle City Preparatory Academy	\$701,112.00	\$279,278.00	\$44,712.00	\$0.00	\$0.00	\$1,025,102.00
4145	Clark-Pleasant Com School Corp	\$35,502,974.00	\$3,192,747.00	\$3,369,548.00	\$810,690.00	\$185,300.00	\$43,061,259.00
1000	Clarksville Com School Corp	\$7,110,078.00	\$1,086,519.00	\$927,406.00	\$175,790.00	\$46,000.00	\$9,345,793.00

Note that tuition support calculations for school corporations 5385 and 4690 may include innovation network charter schools as well as turnaround academies.

Appendix E: FY2019 State Tuition Support by School Corporation

Corp	Name	FY19 Basic Grant	FY19 Complexity Grant	FY19 Special Education Grant	FY19 Career and Technical Grant	FY19 Honors Grant	FY19 Tuition Support
1125	Clay Community Schools	\$21,962,574.00	\$3,447,697.00	\$2,442,130.00	\$366,910.00	\$80,200.00	\$28,299,511.00
1150	Clinton Central School Corp	\$4,683,000.00	\$538,501.00	\$418,684.00	\$138,190.00	\$21,700.00	\$5,800,075.00
1160	Clinton Prairie School Corp	\$6,722,112.00	\$756,539.00	\$543,638.00	\$158,690.00	\$27,500.00	\$8,208,479.00
6750	Cloverdale Community Schools	\$5,774,808.00	\$929,440.00	\$572,288.00	\$271,250.00	\$37,800.00	\$7,585,586.00
9320	Community Montessori Inc	\$2,900,784.00	\$102,622.00	\$479,980.00	\$33,330.00	\$18,700.00	\$3,535,416.00
1170	Community Schools of Frankfort	\$16,731,529.00	\$2,855,552.00	\$1,387,458.00	\$561,130.00	\$61,000.00	\$21,596,669.00
2270	Concord Community Schools	\$28,587,708.00	\$3,232,516.00	\$2,451,684.00	\$655,120.00	\$157,500.00	\$35,084,528.00
2440	Covington Community Sch Corp	\$4,522,440.00	\$378,290.00	\$413,228.00	\$159,710.00	\$32,300.00	\$5,505,968.00
1900	Cowan Community School Corp	\$4,335,120.00	\$576,185.00	\$298,346.00	\$52,240.00	\$23,500.00	\$5,285,391.00
1300	Crawford Co Com School Corp	\$7,682,635.00	\$1,158,783.00	\$1,114,012.00	\$168,050.00	\$35,600.00	\$10,159,080.00
5855	Crawfordsville Com Schools	\$13,139,160.00	\$2,167,716.00	\$1,744,664.00	\$192,090.00	\$54,700.00	\$17,298,330.00
3710	Crothersville Community Schools	\$2,199,672.00	\$312,434.00	\$161,436.00	\$66,400.00	\$5,500.00	\$2,745,442.00
4660	Crown Point Community Sch Corp	\$46,203,923.00	\$2,483,893.00	\$3,926,682.00	\$940,650.00	\$343,200.00	\$53,898,348.00
5455	Culver Community Schools Corp	\$4,106,750.00	\$630,830.00	\$326,116.00	\$96,040.00	\$12,100.00	\$5,171,836.00
1940	Daleville Community Schools	\$5,153,976.00	\$575,277.00	\$310,058.00	\$54,870.00	\$37,100.00	\$6,131,281.00
9920	Damar Charter Academy	\$1,038,288.00	\$318,154.00	\$1,317,920.00	\$0.00	\$0.00	\$2,674,362.00
3325	Danville Community School Corp	\$13,498,654.00	\$822,076.00	\$1,430,384.00	\$298,650.00	\$85,500.00	\$16,135,264.00
1655	Decatur County Com Schools	\$10,431,048.00	\$1,167,743.00	\$1,241,082.00	\$358,680.00	\$72,400.00	\$13,270,953.00
1835	DeKalb Co Ctl United Sch Dist	\$18,876,504.00	\$1,779,936.00	\$1,887,984.00	\$423,590.00	\$98,000.00	\$23,066,014.00
1805	DeKalb Co Eastern Com Sch Dist	\$7,578,432.00	\$799,290.00	\$731,560.00	\$139,240.00	\$46,600.00	\$9,295,122.00
1875	Delaware Community School Corp	\$14,241,672.00	\$1,472,864.00	\$1,185,100.00	\$268,510.00	\$85,800.00	\$17,253,946.00
0755	Delphi Community School Corp	\$7,431,252.00	\$732,170.00	\$555,100.00	\$342,790.00	\$43,300.00	\$9,104,612.00
9870	Discovery Charter School	\$2,857,968.00	\$142,306.00	\$230,384.00	\$0.00	\$0.00	\$3,230,658.00
9795	Dr Robert H Faulkner Academy	\$497,736.00	\$153,603.00	\$8,100.00	\$0.00	\$0.00	\$659,439.00
9950	Dugger Ch Sch	\$2,130,096.00	\$478,758.00	\$265,772.00	\$0.00	\$7,000.00	\$2,881,626.00
6470	Duneland School Corporation	\$31,426,944.00	\$2,263,069.00	\$3,279,608.00	\$640,760.00	\$222,700.00	\$37,833,081.00
0255	East Allen County Schools	\$52,432,152.00	\$8,282,850.00	\$4,122,734.00	\$831,510.00	\$270,100.00	\$65,939,346.00
9595	East Chicago Lighthouse Charter	\$2,649,240.00	\$1,043,198.00	\$169,736.00	\$0.00	\$0.00	\$3,862,174.00
9555	East Chicago Urban Enterprise Acad	\$2,221,080.00	\$678,093.00	\$87,112.00	\$0.00	\$0.00	\$2,986,285.00
2725	East Gibson School Corporation	\$4,575,960.00	\$517,420.00	\$687,962.00	\$90,260.00	\$23,900.00	\$5,895,502.00
6060	East Noble School Corp	\$19,107,068.00	\$2,221,161.00	\$2,370,670.00	\$561,680.00	\$76,800.00	\$24,337,379.00
6510	East Porter County School Corp	\$13,428,168.00	\$597,569.00	\$1,448,012.00	\$390,270.00	\$95,700.00	\$15,959,719.00
8215	East Washington School Corp	\$7,567,728.00	\$981,316.00	\$881,316.00	\$198,420.00	\$37,100.00	\$9,665,880.00
2815	Eastbrook Community Sch Corp	\$8,665,049.00	\$866,910.00	\$771,554.00	\$268,780.00	\$44,000.00	\$10,616,293.00
2940	Eastern Greene Schools	\$6,149,448.00	\$753,078.00	\$615,512.00	\$132,690.00	\$36,400.00	\$7,687,128.00
3145	Eastern Hancock Co Com Sch Corp	\$6,400,992.00	\$527,807.00	\$735,934.00	\$165,650.00	\$48,500.00	\$7,878,883.00
3480	Eastern Howard School Corp	\$8,022,648.00	\$697,065.00	\$584,088.00	\$116,160.00	\$40,000.00	\$9,459,961.00
6620	Eastern Pulaski Com Sch Corp	\$6,600,408.00	\$811,793.00	\$557,644.00	\$128,200.00	\$36,300.00	\$8,134,345.00
4215	Edinburgh Community Sch Corp	\$4,410,048.00	\$701,916.00	\$523,088.00	\$78,740.00	\$23,100.00	\$5,736,892.00
2305	Elkhart Community Schools	\$65,313,239.00	\$11,617,629.00	\$5,816,142.00	\$1,686,410.00	\$222,300.00	\$84,655,720.00
5280	Elwood Community School Corp	\$7,642,656.00	\$1,559,062.00	\$826,616.00	\$267,200.00	\$30,800.00	\$10,326,334.00
5910	Eminence Community School Corp	\$1,857,679.00	\$249,117.00	\$305,458.00	\$111,090.00	\$5,500.00	\$2,528,844.00
7995	Evansville Vanderburgh Sch Corp	\$117,835,359.00	\$22,012,006.00	\$12,086,458.00	\$2,324,730.00	\$493,100.00	\$154,751,653.00
2155	Fairfield Community Schools	\$11,699,526.00	\$460,308.00	\$761,666.00	\$233,240.00	\$90,300.00	\$13,245,040.00
2395	Fayette County School Corp	\$17,396,997.00	\$3,321,130.00	\$2,108,062.00	\$509,100.00	\$69,500.00	\$23,404,789.00
0370	Flat Rock-Hawcreek School Corp	\$4,832,856.00	\$533,366.00	\$435,184.00	\$182,620.00	\$35,600.00	\$6,019,626.00

Note that tuition support calculations for school corporations 5385 and 4690 may include innovation network charter schools as well as turnaround academies.

Appendix E: FY2019 State Tuition Support by School Corporation

Corp	Name	FY19 Basic Grant	FY19 Complexity Grant	FY19 Special Education Grant	FY19 Career and Technical Grant	FY19 Honors Grant	FY19 Tuition Support
0235	Fort Wayne Community Schools	\$152,731,094.00	\$34,388,182.00	\$17,326,972.00	\$2,063,040.00	\$536,900.00	\$207,046,188.00
4225	Franklin Community School Corp	\$27,005,015.00	\$2,696,414.00	\$2,983,686.00	\$617,670.00	\$110,500.00	\$33,413,285.00
2475	Franklin County Com Sch Corp	\$11,897,496.00	\$1,305,168.00	\$1,136,428.00	\$319,160.00	\$89,900.00	\$14,748,152.00
5310	Franklin Township Com Sch Corp	\$51,122,304.00	\$4,002,479.00	\$6,255,542.00	\$785,290.00	\$247,800.00	\$62,413,415.00
5245	Frankton-Lapel Community Schs	\$16,227,264.00	\$1,400,299.00	\$1,525,506.00	\$273,390.00	\$88,500.00	\$19,514,959.00
7605	Fremont Community Schools	\$5,212,848.00	\$508,779.00	\$413,240.00	\$52,410.00	\$30,800.00	\$6,218,077.00
8525	Frontier School Corporation	\$3,565,395.00	\$226,801.00	\$286,310.00	\$190,700.00	\$23,500.00	\$4,292,706.00
1820	Garrett-Keyser-Butler Com	\$9,440,928.00	\$1,046,916.00	\$1,052,358.00	\$299,600.00	\$48,800.00	\$11,888,602.00
4690	Gary Community School Corp	\$27,059,712.00	\$11,032,950.00	\$3,266,724.00	\$216,510.00	\$41,200.00	\$41,617,096.00
9535	Gary Lighthouse Charter School	\$7,610,544.00	\$2,989,783.00	\$497,128.00	\$0.00	\$40,800.00	\$11,138,255.00
9885	Gary Middle College	\$781,392.00	\$161,312.00	\$32,700.00	\$0.00	\$0.00	\$975,404.00
9070	Gary Middle College West	\$396,048.00	\$74,533.00	\$34,500.00	\$0.00	\$0.00	\$505,081.00
9665	Geist Montessori Academy	\$2,028,408.00	\$89,194.00	\$313,420.00	\$0.00	\$0.00	\$2,431,022.00
2315	Goshen Community Schools	\$34,948,560.00	\$4,223,735.00	\$3,112,294.00	\$891,360.00	\$144,500.00	\$43,320,449.00
1010	Greater Clark County Schools	\$54,033,524.00	\$7,020,825.00	\$5,917,364.00	\$1,723,510.00	\$303,900.00	\$68,999,123.00
2120	Greater Jasper Con Schs	\$16,746,408.00	\$813,915.00	\$1,590,740.00	\$587,810.00	\$152,200.00	\$19,891,073.00
6755	Greencastle Community Sch Corp	\$9,859,080.00	\$1,259,520.00	\$1,086,166.00	\$280,650.00	\$38,900.00	\$12,524,316.00
3125	Greenfield-Central Com Schools	\$23,866,602.00	\$2,274,150.00	\$2,761,220.00	\$483,590.00	\$152,600.00	\$29,538,162.00
1730	Greensburg Community Schools	\$11,405,112.00	\$1,449,506.00	\$1,412,274.00	\$321,040.00	\$69,700.00	\$14,657,632.00
4245	Greenwood Community Sch Corp	\$21,348,593.00	\$2,516,996.00	\$2,719,884.00	\$349,690.00	\$117,800.00	\$27,052,963.00
4700	Griffith Public Schools	\$12,909,024.00	\$1,871,953.00	\$1,103,462.00	\$286,230.00	\$71,300.00	\$16,241,969.00
7610	Hamilton Community Schools	\$1,536,024.00	\$117,719.00	\$158,792.00	\$30,680.00	\$3,300.00	\$1,846,515.00
3025	Hamilton Heights School Corp	\$11,988,534.00	\$858,529.00	\$1,316,888.00	\$265,290.00	\$78,600.00	\$14,507,841.00
3005	Hamilton Southeastern Schools	\$114,985,686.00	\$2,714,367.00	\$9,438,768.00	\$1,440,040.00	\$940,800.00	\$129,519,661.00
9705	Hammond Academy of Science & Tech	\$2,959,656.00	\$420,573.00	\$154,848.00	\$89,520.00	\$22,800.00	\$3,647,397.00
4580	Hanover Community School Corp	\$12,744,504.00	\$681,779.00	\$1,006,790.00	\$532,230.00	\$64,200.00	\$15,029,503.00
9990	Heritage Inst of Arts and Tech	\$861,672.00	\$242,043.00	\$62,074.00	\$0.00	\$0.00	\$1,165,789.00
9805	Hoosier Academy - Indianapolis	\$990,120.00	\$140,502.00	\$113,848.00	\$0.00	\$1,100.00	\$1,245,570.00
9655	Hope Academy	\$144,504.00	\$19,111.00	\$6,900.00	\$0.00	\$0.00	\$170,515.00
3625	Huntington Co Com Sch Corp	\$26,796,554.00	\$3,169,974.00	\$3,205,040.00	\$702,870.00	\$156,700.00	\$34,031,138.00
9625	IN Acad for Sci Math Humanities	\$1,643,064.00	\$49,433.00	\$32,268.00	\$0.00	\$154,900.00	\$1,879,665.00
9505	IN Agriculture and Technology Ch School	\$690,408.00	\$35,107.00	\$74,668.00	\$2,190.00	\$0.00	\$802,373.00
9035	IN Connections Career Academy HS Virtual Charter School	\$1,488,391.00	\$167,095.00	\$330,744.00	\$2,190.00	\$0.00	\$1,988,420.00
9905	Indiana Connections Academy	\$23,053,205.00	\$3,045,380.00	\$3,918,040.00	\$0.00	\$33,400.00	\$30,050,025.00
9785	Indiana Math and Science Academy	\$3,034,584.00	\$762,314.00	\$138,312.00	\$0.00	\$0.00	\$3,935,210.00
9895	Indiana Math Science Academy North	\$3,687,528.00	\$913,903.00	\$325,834.00	\$23,800.00	\$6,700.00	\$4,957,765.00
9155	Indiana Virtual Pathways Academy	\$30,018,298.00	\$4,876,353.00	\$890,160.00	\$0.00	\$2,200.00	\$35,787,011.00
9890	Indiana Virtual School	\$4,758,998.00	\$763,991.00	\$417,452.00	\$2,190.00	\$12,100.00	\$5,954,731.00
9780	Indianapolis Acad of Excel -Chlng Fnd Aca	\$781,392.00	\$274,829.00	\$66,012.00	\$0.00	\$0.00	\$1,122,233.00
9770	Indianapolis Lighthouse East	\$1,921,368.00	\$713,132.00	\$219,316.00	\$12,750.00	\$0.00	\$2,866,566.00
9670	Indianapolis Metropolitan High School	\$1,252,368.00	\$414,063.00	\$212,360.00	\$0.00	\$2,200.00	\$1,880,991.00
5385	Indianapolis Public Schools	\$164,343,864.00	\$51,173,830.00	\$20,638,254.00	\$1,755,210.00	\$344,100.00	\$238,255,258.00
9575	Indpls Lighthouse Charter School	\$4,757,928.00	\$1,768,461.00	\$216,180.00	\$50,970.00	\$33,400.00	\$6,826,939.00
9120	Insight School of Indiana	\$3,906,425.00	\$833,773.00	\$504,088.00	\$0.00	\$1,100.00	\$5,245,386.00
9735	Inspire Academy	\$931,248.00	\$300,811.00	\$246,264.00	\$0.00	\$0.00	\$1,478,323.00
9330	Irvington Community School	\$5,277,072.00	\$813,736.00	\$470,244.00	\$0.00	\$17,700.00	\$6,578,752.00

Note that tuition support calculations for school corporations 5385 and 4690 may include innovation network charter schools as well as turnaround academies.

Appendix E: FY2019 State Tuition Support by School Corporation

Corp	Name	FY19 Basic Grant	FY19 Complexity Grant	FY19 Special Education Grant	FY19 Career and Technical Grant	FY19 Honors Grant	FY19 Tuition Support
6900	Jac-Cen-Del Community Sch Corp	\$4,377,936.00	\$493,000.00	\$402,652.00	\$168,200.00	\$32,700.00	\$5,474,488.00
3945	Jay School Corp	\$16,751,653.00	\$2,058,118.00	\$2,501,302.00	\$979,310.00	\$91,800.00	\$22,382,183.00
4015	Jennings County Schools	\$22,288,939.00	\$3,465,030.00	\$2,632,582.00	\$529,960.00	\$82,600.00	\$28,999,111.00
7150	John Glenn School Corporation	\$10,489,920.00	\$819,202.00	\$765,648.00	\$177,890.00	\$40,700.00	\$12,293,360.00
9495	Joshua Academy	\$1,073,076.00	\$318,242.00	\$22,100.00	\$0.00	\$0.00	\$1,413,418.00
3785	Kankakee Valley School Corp	\$17,736,528.00	\$1,667,771.00	\$1,971,630.00	\$625,830.00	\$129,600.00	\$22,131,359.00
9400	KIPP Indpls College Preparatory	\$1,578,840.00	\$649,059.00	\$152,968.00	\$0.00	\$0.00	\$2,380,867.00
9410	KIPP Indy Unite Elementary	\$2,718,816.00	\$1,137,656.00	\$108,868.00	\$0.00	\$0.00	\$3,965,340.00
7525	Knox Community School Corp	\$9,598,116.00	\$1,707,898.00	\$654,050.00	\$368,130.00	\$45,500.00	\$12,373,694.00
3500	Kokomo School Corporation	\$30,312,765.00	\$7,604,811.00	\$3,279,692.00	\$738,340.00	\$108,300.00	\$42,043,908.00
7855	Lafayette School Corporation	\$40,214,553.00	\$8,291,321.00	\$6,120,258.00	\$661,150.00	\$109,200.00	\$55,396,482.00
4615	Lake Central School Corp	\$50,624,568.00	\$2,319,820.00	\$5,074,152.00	\$1,266,120.00	\$338,600.00	\$59,623,260.00
4650	Lake Ridge Schools	\$9,687,120.00	\$3,246,995.00	\$1,054,920.00	\$1,236,310.00	\$32,900.00	\$15,258,245.00
4680	Lake Station Community Schools	\$6,481,272.00	\$1,639,294.00	\$731,148.00	\$83,840.00	\$26,900.00	\$8,962,454.00
4535	Lakeland School Corporation	\$9,992,184.00	\$892,650.00	\$1,249,690.00	\$388,620.00	\$47,400.00	\$12,570,544.00
3160	Lanesville Community School Corp	\$4,090,534.00	\$115,769.00	\$297,654.00	\$144,720.00	\$39,600.00	\$4,688,277.00
4945	LaPorte Community School Corp	\$32,069,184.00	\$5,106,322.00	\$3,418,230.00	\$561,110.00	\$202,000.00	\$41,356,846.00
1620	Lawrenceburg Com School Corp	\$10,911,229.00	\$1,468,979.00	\$1,083,672.00	\$280,750.00	\$80,100.00	\$13,824,730.00
0665	Lebanon Community School Corp	\$18,378,768.00	\$1,960,265.00	\$2,470,358.00	\$601,330.00	\$100,300.00	\$23,511,021.00
0815	Lewis Cass School Corp	\$7,163,652.00	\$774,965.00	\$523,124.00	\$177,540.00	\$46,600.00	\$8,685,881.00
1895	Liberty-Perry Com School Corp	\$6,395,640.00	\$940,130.00	\$620,768.00	\$96,920.00	\$37,200.00	\$8,090,658.00
2950	Linton-Stockton School Corp	\$7,337,592.00	\$944,194.00	\$559,230.00	\$231,130.00	\$24,200.00	\$9,096,346.00
0875	Logansport Community Sch Corp	\$22,405,773.00	\$3,561,731.00	\$1,942,408.00	\$939,000.00	\$105,500.00	\$28,954,412.00
5525	Loogootee Community Sch Corp	\$4,506,384.00	\$433,563.00	\$515,456.00	\$125,990.00	\$30,500.00	\$5,611,893.00
8445	M S D Bluffton-Harrison	\$8,645,942.00	\$934,172.00	\$891,964.00	\$189,150.00	\$47,700.00	\$10,708,928.00
6460	M S D Boone Township	\$6,144,096.00	\$525,727.00	\$736,008.00	\$148,510.00	\$27,500.00	\$7,581,841.00
5300	M S D Decatur Township	\$35,596,206.00	\$6,216,367.00	\$4,141,774.00	\$597,920.00	\$113,600.00	\$46,665,867.00
5330	M S D Lawrence Township	\$83,305,218.00	\$14,481,909.00	\$8,980,276.00	\$2,439,020.00	\$417,700.00	\$109,624,123.00
5925	M S D Martinsville Schools	\$23,018,952.00	\$3,095,989.00	\$2,414,140.00	\$773,730.00	\$125,600.00	\$29,428,411.00
6590	M S D Mount Vernon	\$10,626,771.00	\$1,574,041.00	\$1,585,890.00	\$208,590.00	\$55,400.00	\$14,050,692.00
6600	M S D North Posey Co Schools	\$7,471,392.00	\$611,629.00	\$841,780.00	\$264,570.00	\$60,600.00	\$9,249,971.00
4860	M S D of New Durham Township	\$4,800,744.00	\$565,379.00	\$467,676.00	\$134,300.00	\$21,300.00	\$5,989,399.00
5340	M S D Perry Township	\$87,778,955.00	\$15,619,471.00	\$9,441,564.00	\$988,690.00	\$279,700.00	\$114,108,380.00
5350	M S D Pike Township	\$59,262,696.00	\$10,243,522.00	\$5,249,824.00	\$1,084,690.00	\$206,900.00	\$76,047,632.00
2960	M S D Shakamak Schools	\$3,997,944.00	\$693,425.00	\$397,270.00	\$105,010.00	\$16,900.00	\$5,210,549.00
0125	M S D Southwest Allen County Schools	\$39,741,276.00	\$1,387,529.00	\$3,064,200.00	\$893,390.00	\$346,900.00	\$45,433,295.00
7615	M S D Steuben County	\$14,643,072.00	\$1,534,704.00	\$1,546,982.00	\$277,130.00	\$84,400.00	\$18,086,288.00
8050	M S D Wabash County Schools	\$10,768,224.00	\$1,324,399.00	\$1,057,544.00	\$317,200.00	\$47,300.00	\$13,514,667.00
8115	M S D Warren County	\$7,219,848.00	\$798,702.00	\$689,900.00	\$264,730.00	\$39,300.00	\$9,012,480.00
5360	M S D Warren Township	\$63,565,704.00	\$14,652,655.00	\$6,894,104.00	\$1,674,740.00	\$154,500.00	\$86,941,703.00
5370	M S D Washington Township	\$59,259,913.00	\$9,451,580.00	\$6,772,776.00	\$926,420.00	\$349,900.00	\$76,760,589.00
5375	M S D Wayne Township	\$88,152,524.00	\$18,926,933.00	\$10,221,204.00	\$1,779,970.00	\$413,200.00	\$119,493,831.00
5615	Maconaquah School Corp	\$11,255,256.00	\$1,763,134.00	\$1,117,728.00	\$319,690.00	\$54,000.00	\$14,509,808.00
3995	Madison Consolidated Schools	\$13,814,368.00	\$1,984,060.00	\$1,491,196.00	\$475,650.00	\$102,500.00	\$17,867,774.00
2825	Madison-Grant United Sch Corp	\$5,876,496.00	\$848,666.00	\$618,724.00	\$169,690.00	\$47,700.00	\$7,561,276.00
8045	Manchester Community Schools	\$8,408,688.00	\$849,054.00	\$857,232.00	\$253,160.00	\$44,400.00	\$10,412,534.00

Note that tuition support calculations for school corporations 5385 and 4690 may include innovation network charter schools as well as turnaround academies.

Appendix E: FY2019 State Tuition Support by School Corporation

Corp	Name	FY19 Basic Grant	FY19 Complexity Grant	FY19 Special Education Grant	FY19 Career and Technical Grant	FY19 Honors Grant	FY19 Tuition Support
9915	Marion Academy	\$904,488.00	\$267,407.00	\$180,872.00	\$0.00	\$0.00	\$1,352,767.00
2865	Marion Community Schools	\$19,213,680.00	\$5,937,034.00	\$2,139,364.00	\$499,980.00	\$95,200.00	\$27,885,258.00
9955	Mays Community Academy	\$1,134,624.00	\$204,224.00	\$378,480.00	\$0.00	\$0.00	\$1,717,328.00
3640	Medora Community School Corp	\$813,504.00	\$202,423.00	\$95,762.00	\$25,450.00	\$11,100.00	\$1,148,239.00
4600	Merrillville Community School	\$33,892,236.00	\$6,053,234.00	\$3,499,956.00	\$1,163,710.00	\$116,400.00	\$44,725,536.00
4925	Michigan City Area Schools	\$29,232,624.00	\$8,553,547.00	\$4,025,692.00	\$609,190.00	\$102,400.00	\$42,523,453.00
2275	Middlebury Community Schools	\$24,480,904.00	\$1,053,841.00	\$1,915,406.00	\$552,800.00	\$148,900.00	\$28,151,851.00
6910	Milan Community Schools	\$5,780,160.00	\$648,616.00	\$639,200.00	\$193,720.00	\$48,100.00	\$7,309,796.00
3335	Mill Creek Community Sch Corp	\$7,787,160.00	\$462,923.00	\$921,532.00	\$122,370.00	\$85,200.00	\$9,379,185.00
2855	Mississinewa Community School Corp	\$12,379,176.00	\$2,407,417.00	\$1,744,548.00	\$285,000.00	\$76,000.00	\$16,892,141.00
5085	Mitchell Community Schools	\$8,300,952.00	\$1,219,102.00	\$1,076,588.00	\$143,440.00	\$37,800.00	\$10,777,882.00
6820	Monroe Central School Corp	\$5,726,640.00	\$805,057.00	\$672,148.00	\$128,360.00	\$34,500.00	\$7,366,705.00
5740	Monroe County Com Sch Corp	\$58,334,124.00	\$6,588,312.00	\$6,384,978.00	\$1,037,470.00	\$452,800.00	\$72,797,684.00
5900	Monroe-Gregg School District	\$7,995,888.00	\$729,117.00	\$986,822.00	\$215,240.00	\$31,600.00	\$9,958,667.00
5930	Mooresville Con School Corp	\$23,591,616.00	\$2,522,522.00	\$2,482,542.00	\$556,000.00	\$159,300.00	\$29,311,980.00
3135	Mt Vernon Community Sch Corp	\$22,055,592.00	\$1,179,884.00	\$2,166,320.00	\$497,620.00	\$123,300.00	\$26,022,716.00
1970	Muncie Community Schools	\$27,113,232.00	\$8,623,649.00	\$3,668,058.00	\$304,070.00	\$89,200.00	\$39,798,209.00
9730	Neighbors New Vista High School	\$1,230,960.00	\$201,784.00	\$181,848.00	\$46,500.00	\$0.00	\$1,661,092.00
8305	Nettle Creek School Corp	\$5,904,755.00	\$576,695.00	\$638,818.00	\$184,930.00	\$26,400.00	\$7,331,598.00
2400	New Albany-Floyd Co Con Sch	\$62,012,232.00	\$7,828,002.00	\$7,380,774.00	\$1,098,280.00	\$413,600.00	\$78,732,888.00
3445	New Castle Community Sch Corp	\$16,425,288.00	\$3,182,338.00	\$1,873,362.00	\$314,500.00	\$80,900.00	\$21,876,388.00
4805	New Prairie United School Corp	\$16,136,280.00	\$1,395,644.00	\$1,585,486.00	\$419,200.00	\$86,300.00	\$19,622,910.00
4255	Nineveh-Hensley-Jackson United	\$9,976,449.00	\$657,715.00	\$923,216.00	\$231,330.00	\$66,100.00	\$11,854,810.00
3070	Noblesville Schools	\$55,918,873.00	\$2,688,223.00	\$6,653,786.00	\$989,480.00	\$312,600.00	\$66,562,962.00
0025	North Adams Community Schools	\$9,157,272.00	\$1,251,614.00	\$851,334.00	\$273,540.00	\$73,800.00	\$11,607,560.00
6375	North Central Parke Con Sch Corp	\$6,085,224.00	\$1,046,199.00	\$663,644.00	\$167,810.00	\$43,700.00	\$8,006,577.00
1375	North Daviess Com Schools	\$6,358,176.00	\$569,682.00	\$466,728.00	\$87,470.00	\$33,400.00	\$7,515,456.00
2735	North Gibson School Corp	\$10,695,597.00	\$1,783,679.00	\$1,634,998.00	\$132,800.00	\$48,500.00	\$14,295,574.00
3180	North Harrison Com School Corp	\$11,506,800.00	\$1,301,868.00	\$1,261,882.00	\$429,990.00	\$68,700.00	\$14,569,240.00
7515	North Judson-San Pierre Sch Corp	\$5,437,578.00	\$974,406.00	\$558,300.00	\$167,420.00	\$17,600.00	\$7,155,304.00
4315	North Knox School Corp	\$7,193,088.00	\$1,279,004.00	\$568,258.00	\$164,550.00	\$44,100.00	\$9,249,000.00
5075	North Lawrence Com Schools	\$24,977,784.00	\$3,124,930.00	\$3,306,046.00	\$710,240.00	\$172,900.00	\$32,291,900.00
5620	North Miami Community Schools	\$4,592,016.00	\$401,424.00	\$410,684.00	\$171,620.00	\$30,500.00	\$5,606,244.00
5835	North Montgomery Com Sch Corp	\$9,638,952.00	\$790,351.00	\$1,100,090.00	\$302,300.00	\$73,400.00	\$11,905,093.00
5945	North Newton School Corp	\$6,718,152.00	\$867,146.00	\$665,474.00	\$160,140.00	\$48,900.00	\$8,459,812.00
6715	North Putnam Community Schools	\$7,203,792.00	\$801,691.00	\$1,068,228.00	\$303,680.00	\$47,800.00	\$9,425,191.00
7385	North Spencer County Sch Corp	\$10,401,612.00	\$643,104.00	\$1,157,738.00	\$293,260.00	\$88,000.00	\$12,583,714.00
8010	North Vermillion Com Sch Corp	\$4,014,000.00	\$605,700.00	\$311,078.00	\$149,990.00	\$28,300.00	\$5,109,068.00
3295	North West Hendricks Schools	\$9,865,770.00	\$933,758.00	\$933,256.00	\$184,070.00	\$93,900.00	\$11,407,754.00
8515	North White School Corp	\$4,586,664.00	\$547,443.00	\$315,028.00	\$98,480.00	\$29,000.00	\$5,576,615.00
2040	Northeast Dubois Co Sch Corp	\$4,383,288.00	\$140,573.00	\$730,838.00	\$158,000.00	\$34,100.00	\$5,446,799.00
7645	Northeast School Corp	\$4,452,864.00	\$709,322.00	\$597,504.00	\$150,260.00	\$20,200.00	\$5,930,150.00
8375	Northeastern Wayne Schools	\$6,995,064.00	\$607,781.00	\$679,680.00	\$103,210.00	\$50,300.00	\$8,436,035.00
8435	Northern Wells Com Schools	\$13,302,985.00	\$853,260.00	\$1,091,086.00	\$329,930.00	\$88,000.00	\$15,665,261.00
0225	Northwest Allen County Schools	\$41,143,339.00	\$1,150,814.00	\$3,395,234.00	\$880,350.00	\$313,200.00	\$46,882,937.00
7350	Northwestern Con School Corp	\$7,888,848.00	\$657,271.00	\$790,476.00	\$144,580.00	\$57,300.00	\$9,538,475.00

Note that tuition support calculations for school corporations 5385 and 4690 may include innovation network charter schools as well as turnaround academies.

Appendix E: FY2019 State Tuition Support by School Corporation

Corp	Name	FY19 Basic Grant	FY19 Complexity Grant	FY19 Special Education Grant	FY19 Career and Technical Grant	FY19 Honors Grant	FY19 Tuition Support
3470	Northwestern School Corp	\$9,749,043.00	\$598,240.00	\$620,814.00	\$171,510.00	\$80,400.00	\$11,220,007.00
5625	Oak Hill United School Corp	\$9,136,934.00	\$987,837.00	\$857,404.00	\$176,460.00	\$38,200.00	\$11,196,835.00
9640	Options Charter Sch - Noblesville	\$1,600,248.00	\$145,284.00	\$972,672.00	\$32,490.00	\$0.00	\$2,750,694.00
9325	Options Charter School - Carmel	\$1,086,456.00	\$48,996.00	\$275,020.00	\$39,040.00	\$0.00	\$1,449,512.00
7495	Oregon-Davis School Corp	\$2,745,576.00	\$455,513.00	\$256,316.00	\$79,200.00	\$19,500.00	\$3,556,105.00
6145	Orleans Community Schools	\$4,586,664.00	\$531,366.00	\$481,746.00	\$101,570.00	\$22,800.00	\$5,724,146.00
9030	Otwell Miller Academy Charter School	\$470,976.00	\$98,630.00	\$34,856.00	\$0.00	\$0.00	\$604,462.00
6155	Paoli Community School Corp	\$7,246,608.00	\$1,140,935.00	\$900,188.00	\$235,230.00	\$31,900.00	\$9,554,861.00
9060	Paramount School of Excellence II	\$545,904.00	\$161,213.00	\$79,548.00	\$0.00	\$0.00	\$786,665.00
9680	Paramount School of Excellence Inc	\$4,329,768.00	\$1,473,327.00	\$355,728.00	\$0.00	\$0.00	\$6,158,823.00
7175	Penn-Harris-Madison Sch Corp	\$59,860,675.00	\$3,617,813.00	\$5,165,230.00	\$1,569,690.00	\$493,200.00	\$70,706,608.00
6325	Perry Central Com Schools Corp	\$6,433,104.00	\$604,474.00	\$720,960.00	\$284,740.00	\$43,700.00	\$8,086,978.00
5635	Peru Community Schools	\$10,493,613.00	\$1,956,769.00	\$1,116,092.00	\$351,290.00	\$53,300.00	\$13,971,064.00
9045	Phalen Academy MS Charter School	\$1,391,520.00	\$502,580.00	\$124,856.00	\$0.00	\$0.00	\$2,018,956.00
9925	Phalen Ldrshp Acad - IN Inc	\$1,139,976.00	\$313,660.00	\$10,900.00	\$0.00	\$0.00	\$1,464,536.00
6445	Pike County School Corp	\$9,098,400.00	\$1,006,519.00	\$1,138,638.00	\$425,890.00	\$74,200.00	\$11,743,647.00
9085	pilotED Schools	\$422,808.00	\$154,580.00	\$11,400.00	\$0.00	\$0.00	\$588,788.00
0775	Pioneer Regional School Corp	\$4,950,600.00	\$409,525.00	\$347,972.00	\$137,560.00	\$27,900.00	\$5,873,557.00
3330	Plainfield Community Sch Corp	\$29,762,472.00	\$1,905,087.00	\$3,060,184.00	\$744,470.00	\$193,700.00	\$35,665,913.00
5485	Plymouth Community School Corp	\$18,568,496.00	\$1,863,858.00	\$1,543,470.00	\$718,750.00	\$61,300.00	\$22,755,874.00
6550	Portage Township Schools	\$40,086,480.00	\$5,929,608.00	\$4,796,684.00	\$978,690.00	\$182,100.00	\$51,973,562.00
6520	Porter Township School Corp	\$7,626,600.00	\$327,294.00	\$930,394.00	\$120,750.00	\$45,100.00	\$9,050,138.00
4515	Prairie Heights Com Sch Corp	\$7,003,092.00	\$653,399.00	\$997,004.00	\$199,150.00	\$42,900.00	\$8,895,545.00
6825	Randolph Central School Corp	\$7,637,304.00	\$1,151,432.00	\$813,354.00	\$117,700.00	\$22,800.00	\$9,742,590.00
6835	Randolph Eastern School Corp	\$4,575,960.00	\$818,192.00	\$403,634.00	\$149,250.00	\$23,500.00	\$5,970,536.00
6805	Randolph Southern School Corp	\$2,708,112.00	\$409,364.00	\$266,854.00	\$53,190.00	\$15,400.00	\$3,452,920.00
9690	Renaissance Academy Charter	\$1,225,608.00	\$75,451.00	\$31,256.00	\$0.00	\$0.00	\$1,332,315.00
3815	Rensselaer Central School Corp	\$8,313,369.00	\$1,151,119.00	\$1,044,904.00	\$313,420.00	\$61,300.00	\$10,884,112.00
5705	Richland-Bean Blossom C S C	\$13,896,468.00	\$1,315,854.00	\$1,719,938.00	\$216,630.00	\$97,300.00	\$17,246,190.00
8385	Richmond Community Schools	\$24,624,552.00	\$6,500,155.00	\$3,790,716.00	\$521,620.00	\$69,600.00	\$35,506,643.00
6080	Rising Sun-Ohio Co Com	\$4,265,544.00	\$366,676.00	\$442,134.00	\$158,760.00	\$24,600.00	\$5,257,714.00
4590	River Forest Community Sch Corp	\$8,889,672.00	\$2,440,657.00	\$737,124.00	\$102,750.00	\$10,000.00	\$12,180,203.00
2645	Rochester Community Sch Corp	\$9,115,794.00	\$1,280,299.00	\$947,994.00	\$306,920.00	\$59,500.00	\$11,710,507.00
9875	Rock Creek Community Academy	\$2,788,392.00	\$167,236.00	\$451,452.00	\$6,570.00	\$9,900.00	\$3,423,550.00
1180	Rossville Con School District	\$5,196,792.00	\$384,186.00	\$400,040.00	\$196,720.00	\$35,600.00	\$6,213,338.00
9465	Rural Community Schools Inc	\$695,760.00	\$134,203.00	\$168,260.00	\$0.00	\$0.00	\$998,223.00
6995	Rush County Schools	\$10,859,208.00	\$1,319,804.00	\$1,094,448.00	\$250,650.00	\$41,500.00	\$13,565,610.00
8205	Salem Community Schools	\$9,735,288.00	\$1,472,881.00	\$1,156,322.00	\$170,960.00	\$52,900.00	\$12,588,351.00
4670	School City of East Chicago	\$20,027,184.00	\$7,560,412.00	\$2,767,588.00	\$267,230.00	\$38,400.00	\$30,660,814.00
4710	School City of Hammond	\$67,001,688.00	\$17,411,801.00	\$6,821,256.00	\$959,150.00	\$174,100.00	\$92,367,995.00
4730	School City of Hobart	\$21,559,836.00	\$2,487,760.00	\$2,054,700.00	\$1,155,330.00	\$97,800.00	\$27,355,426.00
7200	School City of Mishawaka	\$27,848,115.00	\$5,386,258.00	\$3,513,306.00	\$775,210.00	\$73,100.00	\$37,595,989.00
4720	School Town of Highland	\$17,592,024.00	\$1,641,363.00	\$1,463,186.00	\$380,620.00	\$107,600.00	\$21,184,793.00
4740	School Town of Munster	\$21,932,603.00	\$658,429.00	\$1,754,166.00	\$498,390.00	\$227,900.00	\$25,071,488.00
5400	School Town of Speedway	\$9,617,544.00	\$1,634,407.00	\$1,046,164.00	\$176,270.00	\$52,900.00	\$12,527,285.00
7230	Scott County School District 1	\$6,524,088.00	\$1,217,854.00	\$842,002.00	\$72,070.00	\$36,500.00	\$8,692,514.00

Note that tuition support calculations for school corporations 5385 and 4690 may include innovation network charter schools as well as turnaround academies.

Appendix E: FY2019 State Tuition Support by School Corporation

Corp	Name	FY19 Basic Grant	FY19 Complexity Grant	FY19 Special Education Grant	FY19 Career and Technical Grant	FY19 Honors Grant	FY19 Tuition Support
7255	Scott County School District 2	\$13,802,808.00	\$2,156,740.00	\$1,601,810.00	\$272,380.00	\$62,100.00	\$17,895,838.00
9485	SE Neighborhood Sch of Excellence	\$3,184,440.00	\$1,091,807.00	\$204,204.00	\$0.00	\$0.00	\$4,480,451.00
9985	Seven Oaks Classical School	\$1,744,752.00	\$214,938.00	\$273,220.00	\$0.00	\$0.00	\$2,232,910.00
3675	Seymour Community Schools	\$25,887,624.00	\$3,173,701.00	\$3,106,270.00	\$607,910.00	\$103,100.00	\$32,878,605.00
7285	Shelby Eastern Schools	\$5,967,480.00	\$500,356.00	\$611,392.00	\$123,460.00	\$36,300.00	\$7,238,988.00
7365	Shelbyville Central Schools	\$20,755,056.00	\$2,887,598.00	\$2,372,166.00	\$664,950.00	\$115,400.00	\$26,795,170.00
3435	Shenandoah School Corporation	\$7,562,376.00	\$686,577.00	\$585,408.00	\$240,260.00	\$37,800.00	\$9,112,421.00
3055	Sheridan Community Schools	\$5,592,840.00	\$469,675.00	\$817,514.00	\$60,750.00	\$26,400.00	\$6,967,179.00
5520	Shoals Community School Corp	\$3,296,832.00	\$476,119.00	\$499,458.00	\$47,300.00	\$15,800.00	\$4,335,509.00
9315	Signature School Inc	\$2,097,984.00	\$391,910.00	\$27,512.00	\$0.00	\$66,100.00	\$2,583,506.00
9760	Smith Academy for Excellence	\$465,624.00	\$162,506.00	\$64,356.00	\$0.00	\$0.00	\$692,486.00
8625	Smith-Green Community Schools	\$6,149,448.00	\$281,792.00	\$646,660.00	\$126,640.00	\$41,800.00	\$7,246,340.00
0035	South Adams Schools	\$6,472,655.00	\$690,368.00	\$731,264.00	\$175,470.00	\$35,600.00	\$8,105,357.00
7205	South Bend Community Sch Corp	\$88,791,821.00	\$22,669,288.00	\$11,214,876.00	\$1,512,860.00	\$336,000.00	\$124,524,845.00
4940	South Central Com School Corp	\$4,881,024.00	\$346,314.00	\$367,134.00	\$173,610.00	\$43,700.00	\$5,811,782.00
1600	South Dearborn Com School Corp	\$12,421,992.00	\$1,740,541.00	\$1,377,538.00	\$286,550.00	\$47,000.00	\$15,873,621.00
2765	South Gibson School Corp	\$10,842,189.00	\$728,404.00	\$1,112,674.00	\$214,470.00	\$69,700.00	\$12,967,437.00
3190	South Harrison Com Schools	\$15,953,456.00	\$1,912,567.00	\$1,784,418.00	\$543,960.00	\$81,500.00	\$20,275,901.00
3415	South Henry School Corp	\$4,014,000.00	\$442,463.00	\$339,690.00	\$158,530.00	\$26,100.00	\$4,980,783.00
4325	South Knox School Corp	\$6,684,648.00	\$498,601.00	\$448,276.00	\$111,550.00	\$48,100.00	\$7,791,175.00
5255	South Madison Com Sch Corp	\$23,324,016.00	\$1,534,583.00	\$2,328,088.00	\$342,940.00	\$156,000.00	\$27,685,627.00
5845	South Montgomery Com Sch Corp	\$8,889,672.00	\$864,102.00	\$932,046.00	\$314,930.00	\$48,100.00	\$11,048,850.00
5995	South Newton School Corp	\$4,468,920.00	\$707,738.00	\$487,176.00	\$159,670.00	\$22,400.00	\$5,845,904.00
6705	South Putnam Community Schools	\$5,699,880.00	\$549,902.00	\$562,576.00	\$298,810.00	\$37,800.00	\$7,148,968.00
6865	South Ripley Com Sch Corp	\$5,972,832.00	\$965,664.00	\$684,594.00	\$238,610.00	\$46,000.00	\$7,907,700.00
7445	South Spencer County Sch Corp	\$6,256,060.00	\$785,138.00	\$785,610.00	\$126,150.00	\$24,600.00	\$7,970,558.00
8020	South Vermillion Com Sch Corp	\$8,793,336.00	\$1,439,104.00	\$946,932.00	\$297,960.00	\$52,200.00	\$11,529,532.00
2100	Southeast Dubois Co Sch Corp	\$6,750,371.00	\$178,988.00	\$649,542.00	\$229,740.00	\$44,000.00	\$7,852,641.00
2455	Southeast Fountain School Corp	\$5,592,840.00	\$866,127.00	\$576,430.00	\$200,110.00	\$43,400.00	\$7,278,907.00
3115	Southern Hancock Co Com Sch Corp	\$19,615,080.00	\$1,035,033.00	\$2,054,884.00	\$253,080.00	\$150,100.00	\$23,108,177.00
8425	Southern Wells Com Schools	\$4,628,463.00	\$397,570.00	\$276,304.00	\$122,970.00	\$25,700.00	\$5,451,007.00
2110	Southwest Dubois Co Sch Corp	\$9,200,088.00	\$702,400.00	\$852,988.00	\$214,290.00	\$44,400.00	\$11,013,806.00
6260	Southwest Parke Com Sch Corp	\$5,373,408.00	\$981,741.00	\$541,426.00	\$187,330.00	\$35,000.00	\$7,118,905.00
7715	Southwest School Corp	\$9,200,088.00	\$1,232,523.00	\$887,520.00	\$224,820.00	\$49,200.00	\$11,594,151.00
7360	Southwestern Con Sch Shelby Co	\$3,248,664.00	\$288,501.00	\$260,640.00	\$81,570.00	\$27,900.00	\$3,907,275.00
4000	Southwestern-Jefferson Co Con	\$7,059,395.00	\$1,168,876.00	\$738,790.00	\$162,870.00	\$37,900.00	\$9,167,831.00
6195	Spencer-Owen Community Schools	\$12,667,702.00	\$1,909,008.00	\$1,825,034.00	\$370,550.00	\$56,500.00	\$16,828,794.00
6160	Springs Valley Com School Corp	\$4,463,568.00	\$627,794.00	\$457,370.00	\$155,300.00	\$30,900.00	\$5,734,932.00
9980	Steel City Academy/Global Leadership Acad	\$2,392,344.00	\$926,220.00	\$224,292.00	\$0.00	\$0.00	\$3,542,856.00
9960	Success Academy Primary School	\$3,270,072.00	\$997,048.00	\$348,364.00	\$0.00	\$0.00	\$4,615,484.00
1560	Sunman-Dearborn Com Sch Corp	\$19,659,127.00	\$925,581.00	\$2,013,472.00	\$532,590.00	\$161,000.00	\$23,291,770.00
7775	Switzerland County School Corp	\$7,878,144.00	\$1,208,056.00	\$908,458.00	\$421,760.00	\$31,900.00	\$10,448,318.00
3460	Taylor Community School Corp	\$6,722,112.00	\$1,312,156.00	\$687,988.00	\$100,050.00	\$37,500.00	\$8,859,806.00
6350	Tell City-Troy Twp School Corp	\$7,536,258.00	\$964,773.00	\$1,002,450.00	\$231,470.00	\$29,400.00	\$9,764,351.00
9460	Thea Bowman Leadership Academy	\$5,748,048.00	\$1,787,942.00	\$321,996.00	\$750.00	\$20,700.00	\$7,879,436.00
9740	Thurgood Marshall Leadership Academy	\$620,832.00	\$306,580.00	\$15,500.00	\$0.00	\$0.00	\$942,912.00

Note that tuition support calculations for school corporations 5385 and 4690 may include innovation network charter schools as well as turnaround academies.

Appendix E: FY2019 State Tuition Support by School Corporation

Corp	Name	FY19 Basic Grant	FY19 Complexity Grant	FY19 Special Education Grant	FY19 Career and Technical Grant	FY19 Honors Grant	FY19 Tuition Support
9350	Timothy L Johnson Academy	\$1,675,176.00	\$760,662.00	\$67,180.00	\$0.00	\$0.00	\$2,503,018.00
9195	Timothy L Johnson Leadership Academy MS	\$283,656.00	\$107,682.00	\$21,656.00	\$0.00	\$0.00	\$412,994.00
9940	Tindley Collegiate Academy	\$1,503,912.00	\$310,570.00	\$113,380.00	\$0.00	\$0.00	\$1,927,862.00
9425	Tindley Genesis Academy	\$1,156,032.00	\$283,144.00	\$55,412.00	\$0.00	\$0.00	\$1,494,588.00
9945	Tindley Renaissance Academy	\$2,194,320.00	\$525,403.00	\$94,880.00	\$0.00	\$0.00	\$2,814,603.00
9430	Tindley Summit Academy	\$1,386,168.00	\$440,243.00	\$53,656.00	\$0.00	\$0.00	\$1,880,067.00
7865	Tippecanoe School Corp	\$73,114,956.00	\$5,893,459.00	\$8,165,970.00	\$1,082,170.00	\$363,600.00	\$88,620,155.00
4445	Tippecanoe Valley School Corp	\$9,549,092.00	\$995,143.00	\$1,097,336.00	\$363,240.00	\$58,000.00	\$12,062,811.00
7945	Tipton Community School Corp	\$8,199,264.00	\$738,991.00	\$683,374.00	\$207,710.00	\$43,300.00	\$9,872,639.00
7935	Tri-Central Community Schools	\$4,024,704.00	\$350,229.00	\$312,428.00	\$52,950.00	\$24,200.00	\$4,764,511.00
8535	Tri-County School Corp	\$3,462,744.00	\$366,131.00	\$338,696.00	\$194,770.00	\$41,200.00	\$4,403,541.00
4645	Tri-Creek School Corp	\$17,594,700.00	\$1,202,995.00	\$1,500,640.00	\$877,490.00	\$131,700.00	\$21,307,525.00
5495	Triton School Corporation	\$4,940,592.00	\$494,613.00	\$381,570.00	\$105,290.00	\$34,500.00	\$5,956,565.00
4915	Tri-Township Cons School Corp	\$1,980,240.00	\$207,281.00	\$219,854.00	\$70,570.00	\$4,400.00	\$2,482,345.00
8565	Twin Lakes School Corp	\$12,652,128.00	\$1,226,490.00	\$936,134.00	\$510,570.00	\$77,500.00	\$15,402,822.00
7950	Union Co-Clg Corner Joint Sch Dist	\$6,930,840.00	\$693,861.00	\$779,218.00	\$162,530.00	\$40,700.00	\$8,607,149.00
6795	Union School Corporation	\$17,517,096.00	\$3,800,444.00	\$2,228,428.00	\$24,260.00	\$12,500.00	\$23,582,728.00
6530	Union Township School Corp	\$7,835,328.00	\$526,923.00	\$848,040.00	\$222,470.00	\$61,300.00	\$9,494,061.00
7215	Union-North United School Corp	\$6,438,510.00	\$765,066.00	\$590,918.00	\$145,180.00	\$22,400.00	\$7,962,074.00
6560	Valparaiso Community Schools	\$33,825,603.00	\$2,375,376.00	\$3,909,158.00	\$476,060.00	\$289,500.00	\$40,875,697.00
9080	Vanguard Collegiate of Indianapolis	\$326,472.00	\$102,262.00	\$28,256.00	\$0.00	\$0.00	\$456,990.00
8030	Vigo County School Corp	\$76,870,776.00	\$14,512,088.00	\$8,795,726.00	\$2,070,600.00	\$380,000.00	\$102,629,190.00
4335	Vincennes Community Sch Corp	\$14,536,032.00	\$2,991,239.00	\$1,530,910.00	\$188,660.00	\$70,900.00	\$19,317,741.00
9935	Vision Academy	\$2,285,304.00	\$812,397.00	\$254,636.00	\$0.00	\$0.00	\$3,352,337.00
8060	Wabash City Schools	\$8,264,130.00	\$1,355,784.00	\$1,066,810.00	\$260,960.00	\$43,700.00	\$10,991,384.00
2285	Wa-Nee Community Schools	\$16,392,106.00	\$798,840.00	\$1,566,502.00	\$310,670.00	\$116,300.00	\$19,184,418.00
8130	Warrick County School Corp	\$54,290,688.00	\$3,701,241.00	\$5,962,802.00	\$778,170.00	\$301,200.00	\$65,034,101.00
4415	Warsaw Community Schools	\$36,974,078.00	\$3,745,560.00	\$3,935,462.00	\$1,138,050.00	\$253,600.00	\$46,046,750.00
1405	Washington Com Schools	\$13,759,029.00	\$2,440,120.00	\$1,916,010.00	\$277,540.00	\$64,000.00	\$18,456,699.00
4345	Wawasee Community School Corp	\$15,820,566.00	\$1,559,768.00	\$1,854,920.00	\$571,620.00	\$84,000.00	\$19,890,874.00
1885	Wes-Del Community Schools	\$4,677,648.00	\$639,960.00	\$448,976.00	\$49,210.00	\$32,000.00	\$5,847,794.00
6630	West Central School Corp	\$4,040,760.00	\$522,634.00	\$407,652.00	\$162,930.00	\$23,500.00	\$5,157,476.00
0940	West Clark Community Schools	\$24,415,824.00	\$1,519,237.00	\$2,711,380.00	\$611,250.00	\$171,000.00	\$29,428,691.00
7875	West Lafayette Com School Corp	\$12,529,032.00	\$589,885.00	\$1,026,046.00	\$120,720.00	\$114,400.00	\$14,380,083.00
6065	West Noble School Corporation	\$12,287,817.00	\$1,472,862.00	\$1,050,646.00	\$250,600.00	\$35,600.00	\$15,097,525.00
8220	West Washington School Corp	\$4,522,440.00	\$674,344.00	\$505,420.00	\$192,000.00	\$27,600.00	\$5,921,804.00
0615	Western Boone Co Com Sch Dist	\$8,889,672.00	\$687,172.00	\$821,366.00	\$223,000.00	\$81,100.00	\$10,702,310.00
3490	Western School Corp	\$14,263,080.00	\$1,317,576.00	\$1,067,284.00	\$150,990.00	\$127,600.00	\$16,926,530.00
8355	Western Wayne Schools	\$4,661,592.00	\$593,377.00	\$503,232.00	\$169,460.00	\$44,900.00	\$5,972,561.00
3030	Westfield-Washington Schools	\$42,971,476.00	\$1,406,529.00	\$4,499,730.00	\$1,250,870.00	\$326,200.00	\$50,454,805.00
4525	Westview School Corporation	\$11,870,736.00	\$679,529.00	\$1,114,060.00	\$166,850.00	\$48,800.00	\$13,879,975.00
2980	White River Valley Sch Dist	\$4,110,336.00	\$659,105.00	\$366,302.00	\$170,670.00	\$23,900.00	\$5,330,313.00
4760	Whiting School City	\$6,438,456.00	\$1,089,473.00	\$589,098.00	\$194,330.00	\$46,700.00	\$8,358,057.00
4455	Whitko Community School Corp	\$7,069,992.00	\$705,929.00	\$1,150,970.00	\$164,980.00	\$42,200.00	\$9,134,071.00
8665	Whitley Co Cons Schools	\$18,833,688.00	\$1,249,104.00	\$2,046,944.00	\$735,880.00	\$90,600.00	\$22,956,216.00
1910	Yorktown Community Schools	\$14,182,800.00	\$1,551,178.00	\$987,382.00	\$246,150.00	\$96,900.00	\$17,064,410.00

Note that tuition support calculations for school corporations 5385 and 4690 may include innovation network charter schools as well as turnaround academies.

Appendix E: FY2019 State Tuition Support by School Corporation

Corp	Name	FY19 Basic Grant	FY19 Complexity Grant	FY19 Special Education Grant	FY19 Career and Technical Grant	FY19 Honors Grant	FY19 Tuition Support
0630	Zionsville Community Schools	\$37,365,737.00	\$291,553.00	\$3,500,422.00	\$186,530.00	\$334,800.00	\$41,679,042.00
	Statewide	\$5,495,779,930.00	\$763,399,098.00	\$582,207,430.00	\$120,936,610.00	\$29,412,400.00	\$6,991,735,468.00

Note that tuition support calculations for school corporations 5385 and 4690 may include innovation network charter schools as well as turnaround academies.

Appendix F: FY2020 State Tuition Support by School Corporation

Corp	Name	FY20 Basic Grant	FY20 Special Education Grant	FY20 Career and Technical Grant	FY20 Honors Grant	FY20 Tuition Support
9545	21st Century Charter Sch of Gary	\$9,195,861.00	\$336,348.00	\$116,870.00	\$7,000.00	\$9,656,079.00
9970	Ace Preparatory Academy	\$1,061,055.00	\$34,931.00	\$0.00	\$0.00	\$1,095,986.00
15	Adams Central Community Schools	\$7,384,214.00	\$540,086.00	\$158,330.00	\$52,800.00	\$8,135,430.00
5265	Alexandria Com School Corp	\$9,759,937.00	\$1,033,718.00	\$188,090.00	\$37,100.00	\$11,018,845.00
9065	Allegiant Preparatory Academy Charter School	\$535,454.00	\$27,212.00	\$0.00	\$0.00	\$562,666.00
5275	Anderson Community School Corp	\$46,377,875.00	\$5,241,938.00	\$1,162,730.00	\$81,600.00	\$52,864,143.00
9790	Anderson Preparatory Academy	\$5,012,128.00	\$652,860.00	\$56,540.00	\$22,100.00	\$5,743,628.00
9615	Andrew J Brown Academy	\$4,945,936.00	\$206,224.00	\$0.00	\$0.00	\$5,152,160.00
5470	Argos Community Schools	\$3,346,976.00	\$341,139.00	\$111,180.00	\$19,100.00	\$3,818,395.00
9685	Aspire Charter Academy	\$4,853,149.00	\$357,676.00	\$0.00	\$0.00	\$5,210,825.00
2435	Attica Consolidated Sch Corp	\$3,506,470.00	\$396,315.00	\$155,450.00	\$25,000.00	\$4,083,235.00
3315	Avon Community School Corp	\$56,930,556.00	\$5,333,074.00	\$1,132,460.00	\$523,300.00	\$63,919,390.00
9645	Avondale Meadows Academy	\$2,977,952.00	\$203,136.00	\$0.00	\$0.00	\$3,181,088.00
1315	Barr-Reeve Com Schools Inc	\$5,554,527.00	\$316,935.00	\$154,890.00	\$25,300.00	\$6,051,652.00
365	Bartholomew Con School Corp	\$67,572,363.00	\$5,473,957.00	\$1,872,200.00	\$445,200.00	\$75,363,720.00
6895	Batesville Community Sch Corp	\$12,643,960.00	\$1,179,457.00	\$359,350.00	\$119,300.00	\$14,302,067.00
2260	Baugo Community Schools	\$11,323,591.00	\$787,208.00	\$382,520.00	\$68,300.00	\$12,561,619.00
5380	Beech Grove City Schools	\$19,664,403.00	\$2,044,920.00	\$800,500.00	\$44,500.00	\$22,554,323.00
395	Benton Community School Corp	\$10,613,441.00	\$1,157,783.00	\$249,070.00	\$65,300.00	\$12,085,594.00
515	Blackford County Schools	\$10,156,107.00	\$799,043.00	\$227,020.00	\$51,100.00	\$11,233,270.00
2920	Bloomfield School District	\$4,953,945.00	\$326,665.00	\$155,900.00	\$27,500.00	\$5,464,010.00
3405	Blue River Valley Schools	\$3,782,584.00	\$221,173.00	\$153,860.00	\$23,900.00	\$4,181,517.00
5480	Bremen Public Schools	\$8,518,088.00	\$709,560.00	\$287,780.00	\$40,000.00	\$9,555,428.00
670	Brown County School Corporation	\$10,734,372.00	\$1,376,760.00	\$238,360.00	\$44,800.00	\$12,394,292.00
3305	Brownsburg Community Sch Corp	\$53,083,268.00	\$4,404,996.00	\$1,208,410.00	\$528,000.00	\$59,224,674.00
3695	Brownstown Cnt Com Sch Corp	\$9,317,929.00	\$810,410.00	\$271,060.00	\$64,600.00	\$10,463,999.00
9620	Burriss Laboratory School	\$3,897,681.00	\$443,504.00	\$3,240.00	\$21,300.00	\$4,365,725.00
3455	C A Beard Memorial School Corp	\$6,325,244.00	\$659,932.00	\$175,860.00	\$37,500.00	\$7,198,536.00
9725	Canaan Community Academy	\$921,644.00	\$151,204.00	\$0.00	\$0.00	\$1,072,848.00
6340	Cannelton City Schools	\$1,721,059.00	\$181,198.00	\$23,300.00	\$7,400.00	\$1,932,957.00
9880	Career Academy at South Bend	\$2,069,734.00	\$347,288.00	\$278,660.00	\$19,500.00	\$2,715,182.00
9965	Career Academy Middle School	\$2,333,377.00	\$372,200.00	\$0.00	\$0.00	\$2,705,577.00
3060	Carmel Clay Schools	\$92,979,593.00	\$8,614,757.00	\$1,758,440.00	\$815,600.00	\$104,168,390.00
750	Carroll Consolidated Sch Corp	\$6,359,432.00	\$460,526.00	\$185,120.00	\$35,300.00	\$7,040,378.00
2650	Caston School Corporation	\$4,151,415.00	\$303,491.00	\$88,900.00	\$22,800.00	\$4,566,606.00
4205	Center Grove Com Sch Corp	\$50,317,506.00	\$5,111,341.00	\$973,400.00	\$287,500.00	\$56,689,747.00
8360	Centerville-Abington Com Schs	\$10,483,722.00	\$693,301.00	\$245,060.00	\$68,700.00	\$11,490,783.00
6055	Central Noble Com School Corp	\$7,400,845.00	\$844,107.00	\$180,200.00	\$49,900.00	\$8,475,052.00
9445	Charles A Tindley Accelerated Schl	\$2,161,057.00	\$137,792.00	\$41,480.00	\$35,800.00	\$2,376,129.00
9310	Charter School of the Dunes	\$4,957,415.00	\$233,804.00	\$0.00	\$0.00	\$5,191,219.00
9380	Christel House Academy	\$4,419,142.00	\$261,072.00	\$0.00	\$12,500.00	\$4,692,714.00

Note that tuition support calculations for school corporations 5385 and 4690 may include innovation network charter schools as well as turnaround academies.

Appendix F: FY2020 State Tuition Support by School Corporation

Corp	Name	FY20 Basic Grant	FY20 Special Education Grant	FY20 Career and Technical Grant	FY20 Honors Grant	FY20 Tuition Support
9395	Christel House Academy West	\$3,069,810.00	\$145,280.00	\$0.00	\$0.00	\$3,215,090.00
9150	Circle City Preparatory Academy	\$1,343,542.00	\$67,324.00	\$0.00	\$0.00	\$1,410,866.00
4145	Clark-Pleasant Com School Corp	\$40,079,583.00	\$3,318,113.00	\$1,177,230.00	\$158,200.00	\$44,733,126.00
1000	Clarksville Com School Corp	\$8,453,009.00	\$873,570.00	\$208,720.00	\$18,000.00	\$9,553,299.00
1125	Clay Community Schools	\$25,538,161.00	\$2,384,245.00	\$438,230.00	\$100,900.00	\$28,461,536.00
1150	Clinton Central School Corp	\$5,275,230.00	\$500,670.00	\$143,290.00	\$20,200.00	\$5,939,390.00
1160	Clinton Prairie School Corp	\$7,355,102.00	\$542,925.00	\$142,010.00	\$39,700.00	\$8,079,737.00
6750	Cloverdale Community Schools	\$6,611,657.00	\$617,456.00	\$279,860.00	\$41,800.00	\$7,550,773.00
9320	Community Montessori Inc	\$3,048,564.00	\$564,640.00	\$62,150.00	\$21,300.00	\$3,696,654.00
1170	Community Schools of Frankfort	\$20,032,018.00	\$1,492,312.00	\$572,930.00	\$89,700.00	\$22,186,960.00
2270	Concord Community Schools	\$31,545,764.00	\$2,351,521.00	\$657,770.00	\$153,700.00	\$34,708,755.00
2440	Covington Community Sch Corp	\$4,909,379.00	\$428,609.00	\$189,900.00	\$42,900.00	\$5,570,788.00
1900	Cowan Community School Corp	\$4,975,998.00	\$272,597.00	\$113,430.00	\$33,400.00	\$5,395,425.00
1300	Crawford Co Com School Corp	\$8,982,333.00	\$1,176,524.00	\$216,460.00	\$41,200.00	\$10,416,517.00
5855	Crawfordsville Com Schools	\$15,646,383.00	\$1,819,531.00	\$283,120.00	\$58,400.00	\$17,807,434.00
3710	Crothersville Community Schools	\$2,627,364.00	\$180,742.00	\$56,660.00	\$15,500.00	\$2,880,266.00
4660	Crown Point Community Sch Corp	\$50,583,871.00	\$4,283,687.00	\$970,190.00	\$388,700.00	\$56,226,448.00
5455	Culver Community Schools Corp	\$4,795,771.00	\$415,983.00	\$179,470.00	\$10,300.00	\$5,401,524.00
1940	Daleville Community Schools	\$5,994,008.00	\$297,821.00	\$77,250.00	\$25,000.00	\$6,394,079.00
9920	Damar Charter Academy	\$1,441,338.00	\$1,421,648.00	\$0.00	\$1,500.00	\$2,864,486.00
3325	Danville Community School Corp	\$14,395,780.00	\$1,517,328.00	\$303,270.00	\$81,400.00	\$16,297,778.00
1655	Decatur County Com Schools	\$11,669,498.00	\$1,165,364.00	\$431,110.00	\$75,600.00	\$13,341,572.00
1835	DeKalb Co Ctl United Sch Dist	\$20,829,612.00	\$1,926,041.00	\$493,170.00	\$113,800.00	\$23,362,623.00
1805	DeKalb Co Eastern Com Sch Dist	\$8,258,236.00	\$731,110.00	\$170,030.00	\$45,500.00	\$9,204,876.00
1875	Delaware Community School Corp	\$16,198,238.00	\$1,144,590.00	\$267,130.00	\$93,200.00	\$17,703,158.00
755	Delphi Community School Corp	\$8,428,227.00	\$543,200.00	\$349,580.00	\$30,800.00	\$9,351,807.00
9870	Discovery Charter School	\$3,072,138.00	\$230,428.00	\$0.00	\$0.00	\$3,302,566.00
9795	Dr Robert H Faulkner Academy	\$56,559.67	\$675.00	\$0.00	\$0.00	\$57,234.67
9950	Dugger Ch Sch	\$3,372,136.00	\$386,964.00	\$0.00	\$7,400.00	\$3,766,500.00
6470	Duneland School Corporation	\$34,314,628.00	\$3,377,127.00	\$703,130.00	\$221,200.00	\$38,616,085.00
8690	Dynamic Minds Academy	\$683,109.00	\$1,162,376.00	\$0.00	\$0.00	\$1,845,485.00
255	East Allen County Schools	\$62,269,338.00	\$4,280,360.00	\$1,135,920.00	\$322,700.00	\$68,008,318.00
9595	East Chicago Lighthouse Charter	\$3,815,166.00	\$186,024.00	\$0.00	\$0.00	\$4,001,190.00
9555	East Chicago Urban Enterprise Acad	\$2,903,207.00	\$110,024.00	\$0.00	\$0.00	\$3,013,231.00
2725	East Gibson School Corporation	\$4,956,665.00	\$637,313.00	\$96,800.00	\$18,000.00	\$5,708,778.00
6060	East Noble School Corp	\$21,227,174.00	\$2,450,955.00	\$524,170.00	\$85,500.00	\$24,287,799.00
6510	East Porter County School Corp	\$14,190,526.00	\$1,434,600.00	\$386,020.00	\$100,500.00	\$16,111,646.00
8215	East Washington School Corp	\$8,618,481.00	\$815,836.00	\$267,900.00	\$34,900.00	\$9,737,117.00
2815	Eastbrook Community Sch Corp	\$9,596,762.00	\$759,123.00	\$263,700.00	\$56,600.00	\$10,676,185.00
2940	Eastern Greene Schools	\$6,666,278.00	\$572,963.00	\$107,260.00	\$48,200.00	\$7,394,701.00
3145	Eastern Hancock Co Com Sch Corp	\$7,014,481.00	\$805,315.00	\$172,920.00	\$43,300.00	\$8,036,016.00

Note that tuition support calculations for school corporations 5385 and 4690 may include innovation network charter schools as well as turnaround academies.

Appendix F: FY2020 State Tuition Support by School Corporation

Corp	Name	FY20 Basic Grant	FY20 Special Education Grant	FY20 Career and Technical Grant	FY20 Honors Grant	FY20 Tuition Support
3480	Eastern Howard School Corp	\$9,305,545.00	\$655,381.00	\$133,040.00	\$55,000.00	\$10,148,966.00
6620	Eastern Pulaski Com Sch Corp	\$7,203,358.00	\$497,533.00	\$129,050.00	\$33,800.00	\$7,863,741.00
4215	Edinburgh Community Sch Corp	\$5,150,607.00	\$532,051.00	\$93,550.00	\$18,700.00	\$5,794,908.00
2305	Elkhart Community Schools	\$77,740,044.00	\$6,161,686.00	\$1,612,860.00	\$249,100.00	\$85,763,690.00
5280	Elwood Community School Corp	\$9,103,985.00	\$830,779.00	\$288,700.00	\$25,400.00	\$10,248,864.00
5910	Eminence Community School Corp	\$2,088,998.00	\$284,077.00	\$111,740.00	\$8,100.00	\$2,492,915.00
7995	Evansville Vanderburgh Sch Corp	\$142,514,384.00	\$12,442,726.00	\$3,032,680.00	\$508,600.00	\$158,498,390.00
2155	Fairfield Community Schools	\$12,523,336.00	\$810,671.00	\$301,940.00	\$60,900.00	\$13,696,847.00
2395	Fayette County School Corp	\$20,618,720.00	\$2,153,111.00	\$525,620.00	\$87,000.00	\$23,384,451.00
370	Flat Rock-Hawcreek School Corp	\$5,741,412.00	\$460,208.00	\$162,410.00	\$28,600.00	\$6,392,630.00
235	Fort Wayne Community Schools	\$190,269,279.00	\$17,424,330.00	\$3,332,090.00	\$608,700.00	\$211,634,399.00
4225	Franklin Community School Corp	\$30,364,747.00	\$3,006,594.00	\$585,800.00	\$132,500.00	\$34,089,641.00
2475	Franklin County Com Sch Corp	\$12,981,254.00	\$1,157,379.00	\$322,310.00	\$80,400.00	\$14,541,343.00
5310	Franklin Township Com Sch Corp	\$59,676,777.00	\$6,497,548.00	\$1,095,290.00	\$285,900.00	\$67,555,515.00
5245	Frankton-Lapel Community Schs	\$17,910,544.00	\$1,605,031.00	\$306,260.00	\$96,500.00	\$19,918,335.00
7605	Fremont Community Schools	\$5,834,931.00	\$457,870.00	\$59,010.00	\$28,300.00	\$6,380,111.00
8525	Frontier School Corporation	\$3,839,747.00	\$265,492.00	\$154,110.00	\$26,400.00	\$4,285,749.00
1820	Garrett-Keyser-Butler Com	\$10,772,227.00	\$1,128,776.00	\$343,120.00	\$47,700.00	\$12,291,823.00
4690	Gary Community School Corp	\$36,853,607.00	\$3,073,694.00	\$170,970.00	\$54,800.00	\$40,153,071.00
9535	Gary Lighthouse Charter School	\$10,263,546.00	\$478,028.00	\$0.00	\$38,600.00	\$10,780,174.00
9885	Gary Middle College	\$768,467.00	\$55,656.00	\$0.00	\$0.00	\$824,123.00
9070	Gary Middle College West	\$602,691.00	\$23,500.00	\$0.00	\$2,600.00	\$628,791.00
9665	Geist Montessori Academy	\$2,051,129.00	\$211,716.00	\$0.00	\$0.00	\$2,262,845.00
2315	Goshen Community Schools	\$39,984,617.00	\$3,035,558.00	\$977,510.00	\$134,300.00	\$44,131,985.00
1010	Greater Clark County Schools	\$62,434,432.00	\$6,208,340.00	\$1,723,640.00	\$298,900.00	\$70,665,312.00
2120	Greater Jasper Con Schs	\$18,255,402.00	\$1,611,360.00	\$738,680.00	\$150,000.00	\$20,755,442.00
6755	Greencastle Community Sch Corp	\$10,968,973.00	\$1,195,764.00	\$207,720.00	\$42,900.00	\$12,415,357.00
3125	Greenfield-Central Com Schools	\$26,351,704.00	\$2,733,539.00	\$621,020.00	\$165,800.00	\$29,872,063.00
1730	Greensburg Community Schools	\$13,007,536.00	\$1,478,824.00	\$375,210.00	\$63,100.00	\$14,924,670.00
4245	Greenwood Community Sch Corp	\$24,278,636.00	\$2,937,142.00	\$399,290.00	\$98,500.00	\$27,713,568.00
4700	Griffith Public Schools	\$13,997,356.00	\$1,127,049.00	\$218,970.00	\$59,100.00	\$15,402,475.00
7610	Hamilton Community Schools	\$1,730,695.00	\$151,230.00	\$27,790.00	\$4,400.00	\$1,914,115.00
3025	Hamilton Heights School Corp	\$13,228,695.00	\$1,338,714.00	\$257,490.00	\$82,200.00	\$14,907,099.00
3005	Hamilton Southeastern Schools	\$123,689,893.00	\$9,523,897.00	\$1,514,270.00	\$965,500.00	\$135,693,560.00
9705	Hammond Academy of Science & Tech	\$3,622,859.00	\$160,948.00	\$85,580.00	\$22,400.00	\$3,891,787.00
4580	Hanover Community School Corp	\$14,266,268.00	\$1,148,119.00	\$421,390.00	\$66,500.00	\$15,902,277.00
9990	Heritage Inst of Arts and Tech	\$1,685,716.00	\$66,556.00	\$0.00	\$0.00	\$1,752,272.00
9805	Hoosier Academy - Indianapolis	\$796,251.00	\$70,824.00	\$0.00	\$1,100.00	\$868,175.00
9655	Hope Academy	\$180,675.00	\$23,500.00	\$0.00	\$0.00	\$204,175.00
3625	Huntington Co Com Sch Corp	\$30,386,238.00	\$3,236,064.00	\$716,630.00	\$116,700.00	\$34,455,632.00
9625	IN Acad for Sci Math Humanities	\$1,306,443.00	\$31,268.00	\$0.00	\$170,600.00	\$1,508,311.00

Note that tuition support calculations for school corporations 5385 and 4690 may include innovation network charter schools as well as turnaround academies.

Appendix F: FY2020 State Tuition Support by School Corporation

Corp	Name	FY20 Basic Grant	FY20 Special Education Grant	FY20 Career and Technical Grant	FY20 Honors Grant	FY20 Tuition Support
9505	IN Agriculture and Technology School Ch School	\$1,180,309.00	\$159,004.00	\$4,080.00	\$0.00	\$1,343,393.00
9905	IN Connections Academy	\$27,312,044.00	\$4,089,176.00	\$0.00	\$63,500.00	\$31,464,720.00
9035	IN Connections Career Academy HS Virtual Charter School	\$1,861,352.00	\$205,784.00	\$2,720.00	\$3,300.00	\$2,073,156.00
9785	Indiana Math and Science Academy	\$3,893,889.00	\$148,212.00	\$0.00	\$0.00	\$4,042,101.00
9895	Indiana Math Science Academy	\$4,848,112.00	\$230,348.00	\$14,380.00	\$11,800.00	\$5,104,640.00
9155	Indiana Virtual Pathways Academy	\$0.00	\$0.00	\$0.00	\$0.00	\$0.00
9890	Indiana Virtual School	\$0.00	\$0.00	\$0.00	\$0.00	\$0.00
9670	Indianapolis Metropolitan High Sch	\$1,955,150.00	\$258,184.00	\$68,140.00	\$2,200.00	\$2,283,674.00
5385	Indianapolis Public Schools	\$224,588,447.00	\$21,420,169.00	\$3,152,110.00	\$336,800.00	\$249,497,526.00
9120	Insight School of IN	\$4,912,987.00	\$638,056.00	\$0.00	\$0.00	\$5,551,043.00
9735	Inspire Academy	\$1,252,482.00	\$268,932.00	\$0.00	\$0.00	\$1,521,414.00
8675	Invent Learning Hub	\$862,088.00	\$43,287.00	\$0.00	\$0.00	\$905,375.00
9330	Irvington Community School	\$6,667,672.00	\$479,432.00	\$0.00	\$22,800.00	\$7,169,904.00
6900	Jac-Cen-Del Community Sch Corp	\$4,924,132.00	\$401,577.00	\$160,690.00	\$30,900.00	\$5,517,299.00
3945	Jay School Corp	\$19,242,331.00	\$2,728,231.00	\$950,090.00	\$113,400.00	\$23,034,052.00
4015	Jennings County Schools	\$25,915,911.00	\$2,805,968.00	\$507,220.00	\$110,600.00	\$29,339,699.00
7150	John Glenn School Corporation	\$11,875,946.00	\$806,686.00	\$239,440.00	\$44,800.00	\$12,966,872.00
9495	Joshua Academy	\$1,681,226.00	\$17,500.00	\$0.00	\$0.00	\$1,698,726.00
3785	Kankakee Valley School Corp	\$20,024,419.00	\$2,034,603.00	\$640,840.00	\$91,000.00	\$22,790,862.00
9400	KIPP Indpls College Preparatory	\$2,279,158.00	\$140,268.00	\$0.00	\$0.00	\$2,419,426.00
9410	KIPP Indy Unite Elementary	\$4,870,933.00	\$167,480.00	\$0.00	\$0.00	\$5,038,413.00
7525	Knox Community School Corp	\$11,331,749.00	\$678,581.00	\$472,890.00	\$49,200.00	\$12,532,420.00
3500	Kokomo-Center Twp Con Sch Corp	\$37,103,970.00	\$3,076,410.00	\$918,940.00	\$131,800.00	\$41,231,120.00
7855	Lafayette School Corporation	\$49,397,147.00	\$6,116,148.00	\$790,430.00	\$131,300.00	\$56,435,025.00
4615	Lake Central School Corp	\$54,166,429.00	\$5,131,403.00	\$1,416,930.00	\$357,300.00	\$61,072,062.00
4650	Lake Ridge Schools	\$12,337,768.00	\$976,159.00	\$1,525,150.00	\$30,300.00	\$14,869,377.00
4680	Lake Station Community Schools	\$8,418,763.00	\$707,924.00	\$124,210.00	\$12,100.00	\$9,262,997.00
4535	Lakeland School Corporation	\$10,138,454.00	\$1,156,117.00	\$552,600.00	\$51,400.00	\$11,898,571.00
3160	Lanesville Community School Corp	\$4,268,555.00	\$286,354.00	\$154,860.00	\$32,300.00	\$4,742,069.00
4945	LaPorte Community School Corp	\$37,911,751.00	\$3,670,765.00	\$749,420.00	\$180,700.00	\$42,512,636.00
1620	Lawrenceburg Com School Corp	\$12,661,478.00	\$1,122,828.00	\$317,300.00	\$81,200.00	\$14,182,806.00
665	Lebanon Community School Corp	\$20,399,511.00	\$2,524,952.00	\$561,020.00	\$97,600.00	\$23,583,083.00
815	Lewis Cass School Corp	\$8,066,747.00	\$513,062.00	\$231,600.00	\$35,600.00	\$8,847,009.00
1895	Liberty-Perry Com School Corp	\$7,678,893.00	\$607,356.00	\$122,390.00	\$46,700.00	\$8,455,339.00
2950	Linton-Stockton School Corp	\$8,393,791.00	\$596,398.00	\$241,660.00	\$26,800.00	\$9,258,649.00
875	Logansport Community Sch Corp	\$26,584,419.00	\$2,119,417.00	\$1,139,070.00	\$76,800.00	\$29,919,706.00
5525	Loogootee Community Sch Corp	\$4,750,177.00	\$468,425.00	\$106,080.00	\$39,600.00	\$5,364,282.00
8445	M S D Bluffton-Harrison	\$9,975,639.00	\$901,164.00	\$146,500.00	\$56,500.00	\$11,079,803.00
6460	M S D Boone Township	\$6,649,541.00	\$708,872.00	\$200,790.00	\$33,800.00	\$7,593,003.00
5300	M S D Decatur Township	\$43,072,598.00	\$4,510,039.00	\$634,880.00	\$114,200.00	\$48,331,717.00
5330	M S D Lawrence Township	\$100,776,628.00	\$8,761,740.00	\$2,776,160.00	\$416,700.00	\$112,731,228.00

Note that tuition support calculations for school corporations 5385 and 4690 may include innovation network charter schools as well as turnaround academies.

Appendix F: FY2020 State Tuition Support by School Corporation

Corp	Name	FY20 Basic Grant	FY20 Special Education Grant	FY20 Career and Technical Grant	FY20 Honors Grant	FY20 Tuition Support
5925	M S D Martinsville Schools	\$26,183,154.00	\$2,574,425.00	\$871,340.00	\$157,200.00	\$29,786,119.00
6590	M S D Mount Vernon	\$12,611,631.00	\$1,666,132.00	\$173,950.00	\$55,800.00	\$14,507,513.00
6600	M S D North Posey Co Schools	\$8,292,975.00	\$865,892.00	\$236,510.00	\$55,800.00	\$9,451,177.00
4860	M S D of New Durham Township	\$5,422,856.00	\$547,975.00	\$164,130.00	\$34,900.00	\$6,169,861.00
5340	M S D Perry Township	\$107,286,407.00	\$9,935,724.00	\$1,378,040.00	\$379,300.00	\$118,979,471.00
5350	M S D Pike Township	\$72,095,890.00	\$5,432,000.00	\$1,352,000.00	\$183,300.00	\$79,063,190.00
2960	M S D Shakamak Schools	\$4,610,196.00	\$396,358.00	\$173,510.00	\$30,200.00	\$5,210,264.00
125	M S D Southwest Allen County	\$43,590,153.00	\$3,077,619.00	\$890,710.00	\$316,500.00	\$47,874,982.00
7615	M S D Steuben County	\$16,040,672.00	\$1,557,507.00	\$281,200.00	\$79,600.00	\$17,958,979.00
8050	M S D Wabash County Schools	\$12,851,488.00	\$1,145,643.00	\$416,610.00	\$59,800.00	\$14,473,541.00
8115	M S D Warren County	\$7,960,429.00	\$637,069.00	\$247,390.00	\$52,800.00	\$8,897,688.00
5360	M S D Warren Township	\$77,693,102.00	\$6,777,114.00	\$1,895,950.00	\$194,800.00	\$86,560,966.00
5370	M S D Washington Township	\$69,825,667.00	\$6,701,296.00	\$1,085,690.00	\$343,700.00	\$77,956,353.00
5375	M S D Wayne Township	\$111,564,048.00	\$10,179,164.00	\$1,922,360.00	\$451,100.00	\$124,116,672.00
5615	Maconaquah School Corp	\$13,129,631.00	\$1,134,708.00	\$442,230.00	\$38,600.00	\$14,745,169.00
3995	Madison Consolidated Schools	\$15,956,737.00	\$1,515,665.00	\$516,500.00	\$97,400.00	\$18,086,302.00
2825	Madison-Grant United Sch Corp	\$6,713,579.00	\$619,467.00	\$219,690.00	\$38,600.00	\$7,591,336.00
8045	Manchester Community Schools	\$9,116,367.00	\$841,250.00	\$248,240.00	\$44,000.00	\$10,249,857.00
9915	Marion Academy	\$93,523.17	\$15,072.67	\$0.00	\$0.00	\$108,595.84
2865	Marion Community Schools	\$25,709,435.00	\$2,064,559.00	\$678,440.00	\$81,500.00	\$28,533,934.00
9955	Mays Community Academy	\$1,406,161.00	\$315,044.00	\$0.00	\$0.00	\$1,721,205.00
3640	Medora Community School Corp	\$959,651.00	\$99,324.00	\$25,050.00	\$4,400.00	\$1,088,425.00
4600	Merrillville Community School	\$39,957,446.00	\$3,566,799.00	\$1,311,240.00	\$99,100.00	\$44,934,585.00
4925	Michigan City Area Schools	\$38,078,538.00	\$4,155,547.00	\$842,540.00	\$108,600.00	\$43,185,225.00
2275	Middlebury Community Schools	\$25,495,561.00	\$1,926,644.00	\$563,850.00	\$134,200.00	\$28,120,255.00
6910	Milan Community Schools	\$6,222,325.00	\$648,469.00	\$215,840.00	\$49,500.00	\$7,136,134.00
3335	Mill Creek Community Sch Corp	\$8,677,561.00	\$1,016,782.00	\$176,270.00	\$73,000.00	\$9,943,613.00
2855	Mississinewa Community School Corp	\$15,313,366.00	\$1,792,277.00	\$385,880.00	\$43,800.00	\$17,535,323.00
5085	Mitchell Community Schools	\$9,430,928.00	\$1,020,471.00	\$173,730.00	\$40,400.00	\$10,665,529.00
6820	Monroe Central School Corp	\$6,572,424.00	\$673,267.00	\$136,610.00	\$40,400.00	\$7,422,701.00
5740	Monroe County Com Sch Corp	\$66,162,931.00	\$6,456,908.00	\$793,800.00	\$459,700.00	\$73,873,339.00
5900	Monroe-Gregg School District	\$8,907,150.00	\$918,262.00	\$220,150.00	\$31,900.00	\$10,077,462.00
5930	Mooreville Con School Corp	\$26,564,115.00	\$2,372,721.00	\$600,020.00	\$136,500.00	\$29,673,356.00
3135	Mt Vernon Community Sch Corp	\$24,329,506.00	\$2,184,852.00	\$469,440.00	\$148,200.00	\$27,131,998.00
1970	Muncie Community Schools	\$35,030,627.00	\$3,716,891.00	\$278,150.00	\$93,200.00	\$39,118,868.00
9730	Neighbors New Vista High School	\$1,503,179.00	\$132,512.00	\$55,500.00	\$0.00	\$1,691,191.00
8305	Nettle Creek School Corp	\$6,687,153.00	\$658,430.00	\$232,430.00	\$42,600.00	\$7,620,613.00
2400	New Albany-Floyd Co Con Sch	\$71,551,641.00	\$7,627,806.00	\$1,224,920.00	\$411,200.00	\$80,815,567.00
3445	New Castle Community Sch Corp	\$19,526,391.00	\$2,024,947.00	\$329,520.00	\$86,100.00	\$21,966,958.00
4805	New Prairie United School Corp	\$17,641,871.00	\$1,626,642.00	\$491,660.00	\$81,100.00	\$19,841,273.00
4255	Nineveh-Hensley-Jackson United	\$11,412,310.00	\$858,955.00	\$235,760.00	\$76,800.00	\$12,583,825.00

Note that tuition support calculations for school corporations 5385 and 4690 may include innovation network charter schools as well as turnaround academies.

Appendix F: FY2020 State Tuition Support by School Corporation

Corp	Name	FY20 Basic Grant	FY20 Special Education Grant	FY20 Career and Technical Grant	FY20 Honors Grant	FY20 Tuition Support
3070	Noblesville Schools	\$60,362,795.00	\$6,785,623.00	\$1,009,320.00	\$340,800.00	\$68,498,538.00
25	North Adams Community Schools	\$10,371,046.00	\$1,029,981.00	\$318,340.00	\$104,300.00	\$11,823,667.00
6375	North Central Parke Con Sch Corp	\$7,148,817.00	\$592,420.00	\$228,030.00	\$43,000.00	\$8,012,267.00
1375	North Daviess Com Schools	\$7,038,270.00	\$500,609.00	\$117,080.00	\$41,200.00	\$7,697,159.00
2735	North Gibson School Corp	\$12,458,559.00	\$1,592,287.00	\$275,610.00	\$36,700.00	\$14,363,156.00
3180	North Harrison Com School Corp	\$12,986,189.00	\$1,276,026.00	\$491,460.00	\$92,200.00	\$14,845,875.00
7515	North Judson-San Pierre Sch Corp	\$6,395,950.00	\$544,801.00	\$183,500.00	\$31,900.00	\$7,156,151.00
4315	North Knox School Corp	\$8,488,819.00	\$654,983.00	\$201,750.00	\$30,500.00	\$9,376,052.00
5075	North Lawrence Com Schools	\$28,053,340.00	\$3,566,286.00	\$805,150.00	\$139,800.00	\$32,564,576.00
5620	North Miami Community Schools	\$4,956,329.00	\$414,190.00	\$174,710.00	\$27,500.00	\$5,572,729.00
5835	North Montgomery Com Sch Corp	\$10,683,592.00	\$985,899.00	\$320,180.00	\$63,100.00	\$12,052,771.00
5945	North Newton School Corp	\$7,179,102.00	\$650,893.00	\$151,640.00	\$33,100.00	\$8,014,735.00
6715	North Putnam Community Schools	\$8,016,822.00	\$993,462.00	\$256,490.00	\$51,000.00	\$9,317,774.00
7385	North Spencer County Sch Corp	\$11,357,432.00	\$1,244,212.00	\$294,700.00	\$78,500.00	\$12,974,844.00
8010	North Vermillion Com Sch Corp	\$4,732,985.00	\$360,516.00	\$215,100.00	\$26,400.00	\$5,335,001.00
3295	North West Hendricks Schools	\$10,411,457.00	\$987,969.00	\$219,800.00	\$71,500.00	\$11,690,726.00
8515	North White School Corp	\$5,424,520.00	\$346,328.00	\$170,250.00	\$27,200.00	\$5,968,298.00
2040	Northeast Dubois Co Sch Corp	\$4,611,080.00	\$708,820.00	\$187,660.00	\$30,800.00	\$5,538,360.00
7645	Northeast School Corp	\$5,100,150.00	\$585,861.00	\$186,290.00	\$34,500.00	\$5,906,801.00
8375	Northeastern Wayne Schools	\$7,723,056.00	\$663,981.00	\$109,210.00	\$52,500.00	\$8,548,747.00
8435	Northern Wells Com Schools	\$14,365,169.00	\$1,135,842.00	\$375,710.00	\$86,200.00	\$15,962,921.00
225	Northwest Allen County Schools	\$44,318,970.00	\$3,517,623.00	\$886,320.00	\$324,300.00	\$49,047,213.00
7350	Northwestern Con School Corp	\$8,799,010.00	\$820,107.00	\$205,270.00	\$52,900.00	\$9,877,287.00
3470	Northwestern School Corp	\$10,850,212.00	\$703,950.00	\$214,330.00	\$60,900.00	\$11,829,392.00
5625	Oak Hill United School Corp	\$10,222,051.00	\$891,242.00	\$162,260.00	\$40,700.00	\$11,316,253.00
9640	Options Charter Sch - Noblesville	\$2,040,349.00	\$631,388.00	\$79,400.00	\$1,100.00	\$2,752,237.00
9325	Options Charter School - Carmel	\$1,386,600.00	\$318,788.00	\$57,370.00	\$3,300.00	\$1,766,058.00
7495	Oregon-Davis School Corp	\$3,218,133.00	\$226,510.00	\$70,540.00	\$12,500.00	\$3,527,683.00
6145	Orleans Community Schools	\$5,344,286.00	\$530,114.00	\$162,210.00	\$27,200.00	\$6,063,810.00
9030	Otwell Miller Academy Charter School	\$624,901.00	\$46,612.00	\$0.00	\$0.00	\$671,513.00
6155	Paoli Community School Corp	\$8,348,185.00	\$903,520.00	\$247,690.00	\$44,000.00	\$9,543,395.00
9165	Paramount Englewood	\$697,670.00	\$35,956.00	\$0.00	\$0.00	\$733,626.00
9060	Paramount School of Excellence II	\$922,385.00	\$106,848.00	\$0.00	\$0.00	\$1,029,233.00
9680	Paramount School of Excellence Inc	\$5,802,017.00	\$386,096.00	\$0.00	\$0.00	\$6,188,113.00
7175	Penn-Harris-Madison Sch Corp	\$65,366,425.00	\$5,100,106.00	\$1,594,650.00	\$474,500.00	\$72,535,681.00
6325	Perry Central Com Schools Corp	\$7,207,875.00	\$782,047.00	\$342,610.00	\$47,400.00	\$8,379,932.00
5635	Peru Community Schools	\$12,528,519.00	\$1,127,961.00	\$348,640.00	\$50,400.00	\$14,055,520.00
9045	Phalen Academy MS Charter School	\$3,344,805.00	\$196,768.00	\$0.00	\$0.00	\$3,541,573.00
9925	Phalen Ldrshp Acad - IN Inc	\$2,413,069.00	\$53,156.00	\$0.00	\$0.00	\$2,466,225.00
6445	Pike County School Corp	\$10,287,902.00	\$1,094,969.00	\$438,260.00	\$56,900.00	\$11,878,031.00
9085	pilotED Schools	\$1,180,310.00	\$14,500.00	\$0.00	\$0.00	\$1,194,810.00

Note that tuition support calculations for school corporations 5385 and 4690 may include innovation network charter schools as well as turnaround academies.

Appendix F: FY2020 State Tuition Support by School Corporation

Corp	Name	FY20 Basic Grant	FY20 Special Education Grant	FY20 Career and Technical Grant	FY20 Honors Grant	FY20 Tuition Support
775	Pioneer Regional School Corp	\$5,722,542.00	\$386,759.00	\$166,670.00	\$36,300.00	\$6,312,271.00
3330	Plainfield Community Sch Corp	\$32,324,324.00	\$3,289,299.00	\$782,080.00	\$266,800.00	\$36,662,503.00
5485	Plymouth Community School Corp	\$20,503,087.00	\$1,508,189.00	\$703,750.00	\$73,000.00	\$22,788,026.00
6550	Portage Township Schools	\$46,164,920.00	\$4,944,806.00	\$1,012,090.00	\$199,500.00	\$52,321,316.00
6520	Porter Township School Corp	\$8,343,174.00	\$904,763.00	\$199,880.00	\$43,300.00	\$9,491,117.00
4515	Prairie Heights Com Sch Corp	\$8,202,251.00	\$1,026,424.00	\$182,760.00	\$47,300.00	\$9,458,735.00
8635	Purdue Polytech	\$413,472.00	\$78,092.00	\$53,110.00	\$0.00	\$544,674.00
6825	Randolph Central School Corp	\$8,518,382.00	\$869,585.00	\$147,210.00	\$45,200.00	\$9,580,377.00
6835	Randolph Eastern School Corp	\$5,589,919.00	\$403,453.00	\$168,040.00	\$12,100.00	\$6,173,512.00
6805	Randolph Southern School Corp	\$3,041,766.00	\$301,560.00	\$78,910.00	\$12,100.00	\$3,434,336.00
9690	Renaissance Academy Charter School	\$1,441,605.00	\$62,024.00	\$0.00	\$0.00	\$1,503,629.00
3815	Rensselaer Central School Corp	\$9,510,383.00	\$1,052,517.00	\$360,160.00	\$51,500.00	\$10,974,560.00
5705	Richland-Bean Blossom C S C	\$15,872,397.00	\$1,751,818.00	\$192,440.00	\$73,400.00	\$17,890,055.00
8385	Richmond Community Schools	\$31,378,936.00	\$3,851,300.00	\$519,470.00	\$97,600.00	\$35,847,306.00
6080	Rising Sun-Ohio Co Com	\$4,896,469.00	\$482,615.00	\$223,230.00	\$20,900.00	\$5,623,214.00
4590	River Forest Community Sch Corp	\$10,918,974.00	\$723,331.00	\$166,290.00	\$17,400.00	\$11,825,995.00
2645	Rochester Community Sch Corp	\$10,524,308.00	\$1,013,561.00	\$327,070.00	\$48,400.00	\$11,913,339.00
9875	Rock Creek Community Academy	\$3,322,515.00	\$446,483.00	\$31,680.00	\$18,000.00	\$3,818,678.00
1180	Rossville Con School District	\$5,750,456.00	\$420,721.00	\$176,070.00	\$41,100.00	\$6,388,347.00
9465	Rural Community Schools Inc	\$613,017.00	\$129,323.00	\$0.00	\$0.00	\$742,340.00
6995	Rush County Schools	\$12,001,256.00	\$1,091,986.00	\$301,050.00	\$36,300.00	\$13,430,592.00
8205	Salem Community Schools	\$11,214,843.00	\$1,185,215.00	\$168,010.00	\$45,900.00	\$12,613,968.00
4670	School City of East Chicago	\$27,790,660.00	\$2,886,284.00	\$416,060.00	\$45,400.00	\$31,138,404.00
4710	School City of Hammond	\$83,862,210.00	\$6,904,458.00	\$1,248,200.00	\$200,700.00	\$92,215,568.00
4730	School City of Hobart	\$24,846,121.00	\$2,137,893.00	\$1,249,860.00	\$83,700.00	\$28,317,574.00
7200	School City of Mishawaka	\$33,593,575.00	\$3,349,287.00	\$902,860.00	\$89,900.00	\$37,935,622.00
4720	School Town of Highland	\$19,256,267.00	\$1,555,628.00	\$463,170.00	\$89,500.00	\$21,364,565.00
4740	School Town of Munster	\$23,609,053.00	\$1,854,120.00	\$487,810.00	\$232,900.00	\$26,183,883.00
5400	School Town of Speedway	\$11,846,367.00	\$1,008,659.00	\$179,310.00	\$78,000.00	\$13,112,336.00
7230	Scott County School District 1	\$7,855,939.00	\$800,485.00	\$112,650.00	\$34,100.00	\$8,803,174.00
7255	Scott County School District 2	\$16,338,421.00	\$1,665,172.00	\$356,320.00	\$70,500.00	\$18,430,413.00
9485	SE Neighborhood Sch of Excellence	\$4,449,989.00	\$244,972.00	\$0.00	\$0.00	\$4,694,961.00
9985	Seven Oaks Classical School	\$2,104,905.00	\$199,884.00	\$0.00	\$0.00	\$2,304,789.00
3675	Seymour Community Schools	\$31,835,725.00	\$3,177,575.00	\$731,190.00	\$146,800.00	\$35,891,290.00
7285	Shelby Eastern Schools	\$6,589,277.00	\$609,742.00	\$151,000.00	\$33,000.00	\$7,383,019.00
7365	Shelbyville Central Schools	\$24,126,976.00	\$2,550,520.00	\$705,620.00	\$107,600.00	\$27,490,716.00
3435	Shenandoah School Corporation	\$8,059,141.00	\$585,434.00	\$294,780.00	\$44,000.00	\$8,983,355.00
3055	Sheridan Community Schools	\$6,193,538.00	\$804,239.00	\$63,770.00	\$31,900.00	\$7,093,447.00
5520	Shoals Community School Corp	\$3,886,805.00	\$459,458.00	\$80,300.00	\$26,400.00	\$4,452,963.00
9315	Signature School Inc	\$2,559,469.00	\$11,456.00	\$0.00	\$81,400.00	\$2,652,325.00
9760	Smith Academy for Excellence	\$623,882.00	\$57,456.00	\$0.00	\$0.00	\$681,338.00

Note that tuition support calculations for school corporations 5385 and 4690 may include innovation network charter schools as well as turnaround academies.

Appendix F: FY2020 State Tuition Support by School Corporation

Corp	Name	FY20 Basic Grant	FY20 Special Education Grant	FY20 Career and Technical Grant	FY20 Honors Grant	FY20 Tuition Support
8625	Smith-Green Community Schools	\$6,723,494.00	\$648,822.00	\$138,500.00	\$27,500.00	\$7,538,316.00
35	South Adams Schools	\$7,492,565.00	\$675,328.00	\$145,010.00	\$27,900.00	\$8,340,803.00
7205	South Bend Community Sch Corp	\$109,004,109.00	\$11,353,938.00	\$1,737,800.00	\$339,000.00	\$122,434,847.00
4940	South Central Com School Corp	\$5,464,226.00	\$439,752.00	\$183,150.00	\$49,500.00	\$6,136,628.00
1600	South Dearborn Com School Corp	\$13,778,213.00	\$1,405,401.00	\$375,480.00	\$72,300.00	\$15,631,394.00
2765	South Gibson School Corp	\$12,004,675.00	\$1,200,899.00	\$220,870.00	\$88,400.00	\$13,514,844.00
3190	South Harrison Com Schools	\$18,795,473.00	\$1,815,655.00	\$588,880.00	\$77,100.00	\$21,277,108.00
3415	South Henry School Corp	\$4,490,047.00	\$371,127.00	\$140,920.00	\$26,400.00	\$5,028,494.00
4325	South Knox School Corp	\$7,477,269.00	\$430,520.00	\$194,140.00	\$45,500.00	\$8,147,429.00
5255	South Madison Com Sch Corp	\$25,366,982.00	\$2,358,870.00	\$490,860.00	\$130,900.00	\$28,347,612.00
5845	South Montgomery Com Sch Corp	\$9,751,099.00	\$944,153.00	\$329,580.00	\$33,000.00	\$11,057,832.00
5995	South Newton School Corp	\$5,142,753.00	\$508,069.00	\$194,030.00	\$21,700.00	\$5,866,552.00
6705	South Putnam Community Schools	\$6,414,530.00	\$653,950.00	\$285,580.00	\$23,100.00	\$7,377,160.00
6865	South Ripley Com Sch Corp	\$7,228,541.00	\$722,450.00	\$229,890.00	\$27,200.00	\$8,208,081.00
7445	South Spencer County Sch Corp	\$7,055,113.00	\$823,135.00	\$139,200.00	\$35,300.00	\$8,052,748.00
8020	South Vermillion Com Sch Corp	\$10,584,480.00	\$896,159.00	\$388,830.00	\$40,000.00	\$11,909,469.00
2100	Southeast Dubois Co Sch Corp	\$7,080,160.00	\$652,730.00	\$265,420.00	\$38,500.00	\$8,036,810.00
2455	Southeast Fountain School Corp	\$6,533,977.00	\$622,604.00	\$244,600.00	\$38,900.00	\$7,440,081.00
3115	Southern Hancock Co Com Sch Corp	\$21,224,464.00	\$2,048,855.00	\$386,160.00	\$161,000.00	\$23,820,479.00
8425	Southern Wells Com Schools	\$5,142,082.00	\$274,698.00	\$127,750.00	\$18,700.00	\$5,563,230.00
2110	Southwest Dubois Co Sch Corp	\$10,403,989.00	\$822,759.00	\$282,820.00	\$45,900.00	\$11,555,468.00
6260	Southwest Parke Com Sch Corp	\$6,368,271.00	\$548,376.00	\$193,730.00	\$34,200.00	\$7,144,577.00
7715	Southwest School Corp	\$10,711,051.00	\$990,925.00	\$324,600.00	\$68,000.00	\$12,094,576.00
7360	Southwestern Con Sch Shelby Co	\$3,272,548.00	\$248,278.00	\$86,580.00	\$37,200.00	\$3,644,606.00
4000	Southwestern-Jefferson Co Con	\$8,025,015.00	\$698,960.00	\$219,920.00	\$39,300.00	\$8,983,195.00
6195	Spencer-Owen Community Schools	\$14,092,730.00	\$1,952,906.00	\$333,510.00	\$74,200.00	\$16,453,346.00
6160	Springs Valley Com School Corp	\$5,436,715.00	\$503,119.00	\$192,340.00	\$24,200.00	\$6,156,374.00
9980	Steel City Academy/Global Leadership Acad	\$3,545,041.00	\$199,404.00	\$0.00	\$0.00	\$3,744,445.00
9960	Success Academy Primary School	\$4,376,679.00	\$336,695.00	\$0.00	\$0.00	\$4,713,374.00
1560	Sunman-Dearborn Com Sch Corp	\$21,009,086.00	\$2,096,897.00	\$588,000.00	\$174,200.00	\$23,868,183.00
7775	Switzerland County School Corp	\$9,086,048.00	\$948,639.00	\$299,090.00	\$25,300.00	\$10,359,077.00
3460	Taylor Community School Corp	\$8,188,609.00	\$685,719.00	\$84,260.00	\$29,100.00	\$8,987,688.00
6350	Tell City-Troy Twp School Corp	\$8,505,169.00	\$1,043,900.00	\$267,160.00	\$38,900.00	\$9,855,129.00
9835	The Bloomington Project School	\$1,624,575.00	\$290,064.00	\$0.00	\$0.00	\$1,914,639.00
9460	Thea Bowman Leadership Academy	\$7,586,677.00	\$317,660.00	\$0.00	\$1,100.00	\$7,905,437.00
9350	Timothy L Johnson Academy	\$2,930,461.00	\$72,724.00	\$0.00	\$0.00	\$3,003,185.00
9195	Timothy L Johnson Leadership Academy MS	\$733,773.00	\$38,168.00	\$0.00	\$0.00	\$771,941.00
9425	Tindley Genesis Academy	\$3,080,942.00	\$101,099.00	\$0.00	\$0.00	\$3,182,041.00
9430	Tindley Summit Academy	\$2,065,622.00	\$98,380.00	\$0.00	\$0.00	\$2,164,002.00
7865	Tippecanoe School Corp	\$81,266,691.00	\$8,689,264.00	\$1,086,680.00	\$349,400.00	\$91,392,035.00
4445	Tippecanoe Valley School Corp	\$10,664,904.00	\$1,109,581.00	\$414,070.00	\$57,300.00	\$12,245,855.00

Note that tuition support calculations for school corporations 5385 and 4690 may include innovation network charter schools as well as turnaround academies.

Appendix F: FY2020 State Tuition Support by School Corporation

Corp	Name	FY20 Basic Grant	FY20 Special Education Grant	FY20 Career and Technical Grant	FY20 Honors Grant	FY20 Tuition Support
7945	Tipton Community School Corp	\$8,758,702.00	\$665,756.00	\$217,120.00	\$46,200.00	\$9,687,778.00
7935	Tri-Central Community Schools	\$4,541,307.00	\$344,834.00	\$76,770.00	\$19,800.00	\$4,982,711.00
8535	Tri-County School Corp	\$4,192,030.00	\$379,689.00	\$216,970.00	\$37,500.00	\$4,826,189.00
4645	Tri-Creek School Corporation	\$19,092,407.00	\$1,562,801.00	\$927,460.00	\$151,500.00	\$21,734,168.00
5495	Triton School Corporation	\$5,497,063.00	\$415,207.00	\$144,440.00	\$35,600.00	\$6,092,310.00
4915	Tri-Township Cons School Corp	\$2,087,787.00	\$170,936.00	\$55,360.00	\$5,500.00	\$2,319,583.00
8565	Twin Lakes School Corp	\$13,920,563.00	\$996,400.00	\$531,600.00	\$81,100.00	\$15,529,663.00
7950	Union Co/Clg Corner Joint Sch Dist	\$7,725,032.00	\$755,713.00	\$153,240.00	\$37,500.00	\$8,671,485.00
6795	Union School Corporation	\$27,036,034.00	\$2,882,976.00	\$26,790.00	\$1,100.00	\$29,946,900.00
6530	Union Township School Corp	\$8,657,435.00	\$855,909.00	\$240,440.00	\$76,700.00	\$9,830,484.00
7215	Union-North United School Corp	\$7,881,664.00	\$695,892.00	\$168,980.00	\$34,100.00	\$8,780,636.00
6560	Valparaiso Community Schools	\$36,971,485.00	\$4,119,186.00	\$608,460.00	\$263,500.00	\$41,962,631.00
9080	Vanguard Collegiate of Indianapolis	\$563,968.00	\$53,968.00	\$0.00	\$0.00	\$617,936.00
9575	Victory College Preparatory Academy	\$6,919,009.00	\$215,136.00	\$71,100.00	\$24,800.00	\$7,230,045.00
8030	Vigo County School Corp	\$91,518,094.00	\$8,977,767.00	\$2,130,240.00	\$354,700.00	\$102,980,801.00
4335	Vincennes Community Sch Corp	\$17,556,174.00	\$1,559,560.00	\$212,870.00	\$45,500.00	\$19,374,104.00
9935	Vision Academy	\$3,242,099.00	\$259,692.00	\$0.00	\$0.00	\$3,501,791.00
8060	Wabash City Schools	\$9,522,039.00	\$1,092,703.00	\$309,750.00	\$54,300.00	\$10,978,792.00
2285	Wa-Nee Community Schools	\$17,727,790.00	\$1,478,367.00	\$352,450.00	\$107,500.00	\$19,666,107.00
8130	Warrick County School Corp	\$59,052,269.00	\$6,371,952.00	\$933,510.00	\$314,000.00	\$66,671,731.00
4415	Warsaw Community Schools	\$41,490,304.00	\$4,097,031.00	\$1,125,350.00	\$248,500.00	\$46,961,185.00
1405	Washington Com Schools	\$15,955,466.00	\$1,889,474.00	\$352,360.00	\$47,500.00	\$18,244,800.00
4345	Wawasee Community School Corp	\$17,291,315.00	\$1,778,422.00	\$606,170.00	\$96,200.00	\$19,772,107.00
1885	Wes-Del Community Schools	\$5,258,676.00	\$411,814.00	\$88,590.00	\$29,800.00	\$5,788,880.00
6630	West Central School Corp	\$4,458,324.00	\$374,440.00	\$188,140.00	\$24,600.00	\$5,045,504.00
940	West Clark Community Schools	\$26,429,202.00	\$2,782,957.00	\$765,380.00	\$187,200.00	\$30,164,739.00
7875	West Lafayette Com School Corp	\$13,380,549.00	\$1,061,057.00	\$146,930.00	\$147,400.00	\$14,735,936.00
6065	West Noble School Corporation	\$13,772,373.00	\$1,103,265.00	\$370,270.00	\$54,300.00	\$15,300,208.00
8220	West Washington School Corp	\$5,513,691.00	\$505,764.00	\$253,360.00	\$19,100.00	\$6,291,915.00
615	Western Boone Co Com Sch Dist	\$9,857,704.00	\$889,221.00	\$230,210.00	\$81,800.00	\$11,058,935.00
3490	Western School Corp	\$15,578,346.00	\$993,860.00	\$231,880.00	\$112,700.00	\$16,916,786.00
8355	Western Wayne Schools	\$5,056,851.00	\$542,788.00	\$193,970.00	\$36,000.00	\$5,829,609.00
3030	Westfield-Washington Schools	\$47,496,132.00	\$4,519,521.00	\$1,218,800.00	\$319,800.00	\$53,554,253.00
4525	Westview School Corporation	\$13,145,592.00	\$1,081,673.00	\$131,540.00	\$51,700.00	\$14,410,505.00
2980	White River Valley Sch Dist	\$4,810,316.00	\$404,277.00	\$226,410.00	\$40,000.00	\$5,481,003.00
4760	Whiting School City	\$7,697,707.00	\$556,392.00	\$200,770.00	\$49,600.00	\$8,504,469.00
4455	Whitko Community School Corp	\$7,745,951.00	\$1,255,393.00	\$150,870.00	\$39,300.00	\$9,191,514.00
8665	Whitley Co Cons Schools	\$20,711,876.00	\$2,136,492.00	\$783,800.00	\$102,700.00	\$23,734,868.00
1910	Yorktown Community Schools	\$16,287,827.00	\$1,014,381.00	\$268,210.00	\$93,700.00	\$17,664,118.00
630	Zionsville Community Schools	\$39,981,592.00	\$3,545,034.00	\$245,230.00	\$330,400.00	\$44,102,256.00
		\$6,358,491,288.84	\$595,303,816.67	\$137,601,790.00	\$30,320,900.00	\$7,121,717,795.51

Note that tuition support calculations for school corporations 5385 and 4690 may include innovation network charter schools as well as turnaround academies.

Appendix G: FY2016 to FY2020 Basic Plus Complexity Grant Totals per ADM by School Corporation

Corp	Corp Name	FY2016 Basic + Complexity per Avg ADM	FY2017 Basic + Complexity per Avg ADM	FY2018 Basic + Complexity per Fall ADM	FY2019 Basic + Complexity per Fall ADM	FY2020 Basic per Avg. ADM
9545	21st Century Charter Sch of Gary	\$7,186.00	\$7,483.90	\$7,496.91	\$7,575.91	\$7,750.41
9970	Ace Preparatory Academy	-	\$6,464.33	\$6,452.56	\$6,531.56	\$6,673.30
0015	Adams Central Community Schools	\$5,370.68	\$5,439.78	\$5,518.96	\$5,597.96	\$5,789.27
5265	Alexandria Com School Corp	\$5,892.28	\$6,018.76	\$6,075.65	\$6,154.65	\$6,284.57
9065	Allegiant Preparatory Academy Charter School	\$0.00	\$0.00	0	\$7,551.85	\$7,816.85
5275	Anderson Community School Corp	\$6,540.54	\$6,749.56	\$6,844.32	\$6,923.32	\$7,077.35
9790	Anderson Preparatory Academy	\$6,074.76	\$6,221.90	\$6,314.53	\$6,393.53	\$6,538.98
9615	Andrew J Brown Academy	\$6,848.62	\$7,017.82	\$6,881.48	\$6,960.48	\$7,157.65
5470	Argos Community Schools	\$5,700.74	\$5,720.77	\$5,701.57	\$5,780.57	\$5,980.16
9685	Aspire Charter Academy	\$7,181.04	\$7,265.19	\$7,330.22	\$7,409.22	\$7,709.53
2435	Attica Consolidated Sch Corp	\$5,867.86	\$5,938.07	\$5,927.72	\$6,006.72	\$6,202.08
3315	Avon Community School Corp	\$5,373.12	\$5,452.52	\$5,525.68	\$5,604.68	\$5,780.05
9645	Avondale Meadows Academy	\$6,389.81	\$6,650.47	\$6,682.23	\$6,761.23	\$7,201.82
1315	Barr-Reeve Com Schools Inc	\$5,330.55	\$5,369.00	\$5,458.44	\$5,537.44	\$5,758.97
0365	Bartholomew Con School Corp	\$5,647.70	\$5,737.41	\$5,816.94	\$5,895.94	\$6,033.84
6895	Batesville Community Sch Corp	\$5,412.89	\$5,523.30	\$5,620.53	\$5,699.53	\$5,833.43
2260	Baugo Community Schools	\$5,647.01	\$5,723.60	\$5,686.36	\$5,765.36	\$5,903.48
9830	Beacon Academy	\$6,142.43	\$0.00	\$0.00	\$0.00	\$0.00
5380	Beech Grove City Schools	\$6,137.21	\$6,277.46	\$6,377.88	\$6,456.88	\$6,610.15
0395	Benton Community School Corp	\$5,737.37	\$5,821.28	\$5,984.34	\$6,063.34	\$6,190.40
0515	Blackford County Schools	\$5,934.85	\$6,106.52	\$6,263.57	\$6,342.57	\$6,478.39
2920	Bloomfield School District	\$5,740.16	\$5,879.67	\$5,905.77	\$5,984.77	\$6,129.45
3405	Blue River Valley Schools	\$5,679.10	\$5,810.66	\$5,909.67	\$5,988.67	\$6,195.88
5480	Bremen Public Schools	\$5,551.06	\$5,558.69	\$5,653.44	\$5,732.44	\$5,849.13
0670	Brown County School Corporation	\$5,831.23	\$5,905.86	\$5,936.92	\$6,015.92	\$6,141.49
3305	Brownsburg Community Sch Corp	\$5,319.39	\$5,406.16	\$5,526.39	\$5,605.39	\$5,744.01
3695	Brownstown Cnt Com Sch Corp	\$5,672.48	\$5,770.32	\$5,720.33	\$5,799.33	\$6,017.39
9620	Burriss Laboratory School	\$5,335.09	\$5,414.30	\$5,608.14	\$5,687.14	\$5,826.13
3455	C A Beard Memorial School Corp	\$5,793.20	\$5,947.62	\$5,981.51	\$6,060.51	\$6,187.48
9725	Canaan Community Academy	\$5,931.36	\$5,910.82	\$6,147.84	\$6,226.84	\$6,356.17
6340	Cannelton City Schools	\$6,550.08	\$6,664.27	\$6,583.14	\$6,662.14	\$6,939.75
9880	Career Academy at South Bend	\$6,091.50	\$6,191.11	\$5,999.56	\$6,078.56	\$6,206.10
9965	Career Academy Middle School	\$6,281.31	\$6,421.14	\$6,310.63	\$6,389.63	\$6,526.93
3060	Carmel Clay Schools	\$5,118.07	\$5,220.00	\$5,367.14	\$5,446.14	\$5,634.14
9755	Carpe Diem - Meridian Campus	\$6,181.49	\$6,419.36	\$0.00	\$0.00	\$0.00
9710	Carpe Diem Northwest	\$7,311.26	\$7,465.85	\$6,513.77	\$0.00	\$0.00
9630	Carpe Diem Shadeland	\$6,837.79	\$6,985.61	\$0.00	\$0.00	\$0.00
0750	Carroll Consolidated Sch Corp	\$5,670.38	\$5,771.73	\$5,715.38	\$5,794.38	\$5,913.00
2650	Caston School Corporation	\$5,615.61	\$5,687.86	\$5,796.77	\$5,875.77	\$6,060.46
4205	Center Grove Com Sch Corp	\$5,277.52	\$5,367.23	\$5,487.46	\$5,566.46	\$5,753.86
8360	Centerville-Abington Com Schs	\$5,659.22	\$5,756.16	\$5,839.24	\$5,918.24	\$6,040.75
6055	Central Noble Com School Corp	\$5,581.06	\$5,579.57	\$5,737.67	\$5,816.67	\$5,946.22
9445	Charles A Tindley Accelerated Schl	\$5,939.04	\$5,980.18	\$5,986.11	\$6,065.11	\$6,318.88
9310	Charter School of the Dunes	\$6,687.51	\$6,949.51	\$7,405.60	\$7,484.60	\$7,656.24
9380	Christel House Academy	\$6,692.66	\$6,589.95	\$6,382.12	\$6,461.12	\$6,600.66
9395	Christel House Academy West	\$6,659.86	\$6,929.70	\$6,808.93	\$6,887.93	\$7,040.85
9150	Circle City Preparatory Academy	-	-	\$7,404.88	\$7,483.89	\$7,655.51
4145	Clark-Pleasant Com School Corp	\$5,670.73	\$5,712.28	\$5,754.30	\$5,833.30	\$5,953.15
1000	Clarksville Com School Corp	\$6,279.21	\$6,224.73	\$6,090.86	\$6,169.86	\$6,300.27
1125	Clay Community Schools	\$5,883.91	\$6,031.50	\$6,113.16	\$6,192.16	\$6,323.26
1150	Clinton Central School Corp	\$5,695.15	\$5,768.20	\$5,888.43	\$5,967.43	\$6,091.49
1160	Clinton Prairie School Corp	\$5,688.18	\$5,802.17	\$5,875.34	\$5,954.34	\$6,096.23
6750	Cloverdale Community Schools	\$6,056.61	\$6,135.54	\$6,134.39	\$6,213.39	\$6,345.16
9320	Community Montessori Inc	\$5,505.00	\$5,519.76	\$5,462.34	\$5,541.34	\$5,682.32
1170	Community Schools of Frankfort	\$6,234.20	\$6,273.57	\$6,186.42	\$6,265.42	\$6,398.82
2270	Concord Community Schools	\$5,875.54	\$5,917.90	\$5,878.17	\$5,957.17	\$6,080.90
2440	Covington Community Sch Corp	\$5,631.65	\$5,723.25	\$5,720.68	\$5,799.68	\$5,918.48
1900	Cowan Community School Corp	\$5,549.31	\$5,699.19	\$5,984.34	\$6,063.34	\$6,200.62
1300	Crawford Co Com School Corp	\$5,984.04	\$6,050.61	\$6,080.25	\$6,159.25	\$6,314.87

Note that tuition support calculations for school corporations 5385 and 4690 may include innovation network charter schools as well as turnaround academies.

Appendix G: FY2016 to FY2020 Basic Plus Complexity Grant Totals per ADM by School Corporation

Corp	Corp Name	FY2016 Basic + Complexity per Avg ADM	FY2017 Basic + Complexity per Avg ADM	FY2018 Basic + Complexity per Fall ADM	FY2019 Basic + Complexity per Fall ADM	FY2020 Basic per Avg. ADM
5855	Crawfordsville Com Schools	\$6,027.66	\$6,145.81	\$6,155.98	\$6,234.98	\$6,356.44
3710	Crothersville Community Schools	\$5,805.24	\$5,871.53	\$6,033.18	\$6,112.18	\$6,240.77
4660	Crown Point Community Sch Corp	\$5,352.53	\$5,462.07	\$5,560.72	\$5,639.72	\$5,788.90
5455	Culver Community Schools Corp	\$5,980.21	\$6,070.43	\$6,095.11	\$6,174.11	\$6,300.28
1940	Daleville Community Schools	\$5,637.93	\$5,728.56	\$5,870.38	\$5,949.38	\$6,110.10
9920	Damar Charter Academy	\$6,970.04	\$6,961.55	\$6,912.97	\$6,991.97	\$7,429.58
3325	Danville Community School Corp	\$5,429.64	\$5,516.57	\$5,598.94	\$5,677.94	\$5,817.37
1655	Decatur County Com Schools	\$5,731.09	\$5,814.20	\$5,872.15	\$5,951.15	\$6,074.70
1835	DeKalb Co Ctl United Sch Dist	\$5,629.56	\$5,685.03	\$5,777.66	\$5,856.66	\$5,976.88
1805	DeKalb Co Eastern Com Sch Dist	\$5,779.24	\$5,828.00	\$5,837.47	\$5,916.47	\$6,038.93
1875	Delaware Community School Corp	\$5,656.43	\$5,760.06	\$5,826.50	\$5,905.50	\$6,114.85
0755	Delphi Community School Corp	\$5,759.35	\$5,775.98	\$5,800.31	\$5,879.31	\$6,033.09
9870	Discovery Charter School	\$5,338.58	\$5,425.27	\$5,539.49	\$5,618.49	\$5,731.60
9795	Dr Robert H Faulkner Academy	\$6,433.54	\$6,640.56	\$6,924.65	\$7,003.65	\$0.00
9950	Dugger Ch Sch	\$5,933.80	\$6,068.66	\$6,475.91	\$6,554.91	\$6,697.39
6470	Duneland School Corporation	\$5,433.48	\$5,553.02	\$5,658.40	\$5,737.40	\$5,854.24
8690	Dynamic Minds Academy	-	-	-	-	\$5,838.54
9405	Early Career Academy	\$5,714.72	\$0.00	\$0.00	\$0.00	\$0.00
0255	East Allen County Schools	\$5,853.21	\$5,992.92	\$6,118.47	\$6,197.47	\$6,345.16
9595	East Chicago Lighthouse Charter	\$6,906.54	\$7,060.64	\$7,380.47	\$7,459.47	\$7,630.33
9555	East Chicago Urban Enterprise Acad	\$6,758.25	\$6,916.60	\$6,906.96	\$6,985.96	\$7,141.96
2725	East Gibson School Corporation	\$5,578.97	\$5,684.68	\$5,878.17	\$5,957.17	\$6,176.53
6060	East Noble School Corp	\$5,731.79	\$5,805.71	\$5,895.16	\$5,974.16	\$6,091.26
6510	East Porter County School Corp	\$5,279.61	\$5,370.06	\$5,511.17	\$5,590.17	\$5,731.23
8215	East Washington School Corp	\$5,831.23	\$5,926.74	\$5,967.00	\$6,046.00	\$6,169.54
2815	Eastbrook Community Sch Corp	\$5,615.26	\$5,723.25	\$5,808.45	\$5,887.45	\$6,098.06
2940	Eastern Greene Schools	\$5,830.53	\$5,912.94	\$5,928.42	\$6,007.42	\$6,132.73
3145	Eastern Hancock Co Com Sch Corp	\$5,485.47	\$5,579.21	\$5,714.31	\$5,793.31	\$5,911.91
3480	Eastern Howard School Corp	\$5,504.31	\$5,642.92	\$5,738.02	\$5,817.02	\$5,982.35
6620	Eastern Pulaski Com Sch Corp	\$5,664.80	\$5,790.85	\$5,931.25	\$6,010.25	\$6,135.30
4215	Edinburgh Community Sch Corp	\$6,086.62	\$6,098.74	\$6,124.84	\$6,203.84	\$6,335.31
2305	Elkhart Community Schools	\$6,158.84	\$6,249.50	\$6,224.99	\$6,303.99	\$6,430.31
5280	Elwood Community School Corp	\$6,180.82	\$6,327.00	\$6,364.78	\$6,443.78	\$6,582.78
5910	Eminence Community School Corp	\$5,760.05	\$5,891.00	\$5,990.71	\$6,069.71	\$6,196.97
9365	Enlace Academy	-	\$7,152.30	\$0.00	\$0.00	\$0.00
7995	Evansville Vanderburgh Sch Corp	\$6,017.89	\$6,178.72	\$6,272.77	\$6,351.77	\$6,484.30
2155	Fairfield Community Schools	\$5,318.69	\$5,391.65	\$5,483.57	\$5,562.57	\$5,679.58
2395	Fayette County School Corp	\$6,128.84	\$6,271.80	\$6,294.71	\$6,373.71	\$6,510.51
0370	Flat Rock-Hawcreek School Corp	\$5,674.22	\$5,725.73	\$5,863.66	\$5,942.66	\$6,065.94
0235	Fort Wayne Community Schools	\$6,270.49	\$6,430.34	\$6,478.03	\$6,557.03	\$6,699.58
4225	Franklin Community School Corp	\$5,667.94	\$5,763.95	\$5,807.39	\$5,886.39	\$6,051.34
2475	Franklin County Com Sch Corp	\$5,773.66	\$5,887.46	\$5,860.12	\$5,939.12	\$6,080.21
5310	Franklin Township Com Sch Corp	\$5,578.62	\$5,652.82	\$5,692.02	\$5,771.02	\$5,917.38
5245	Frankton-Lapel Community Schs	\$5,550.71	\$5,656.72	\$5,734.84	\$5,813.84	\$5,947.38
7605	Fremont Community Schools	\$5,737.37	\$5,806.06	\$5,795.36	\$5,874.36	\$5,995.49
8525	Frontier School Corporation	\$5,388.47	\$5,445.44	\$5,613.45	\$5,692.45	\$5,868.84
1820	Garrett-Keyser-Butler Com	\$5,805.76	\$5,865.52	\$5,866.49	\$5,945.49	\$6,068.86
4690	Gary Community School Corp	\$6,872.93	\$7,185.92	\$7,455.15	\$7,534.15	\$7,703.51
9535	Gary Lighthouse Charter School	\$6,811.06	\$7,127.88	\$7,375.52	\$7,454.52	\$7,625.22
9885	Gary Middle College	\$7,370.93	\$6,562.35	\$6,377.88	\$6,456.88	\$6,596.28
9070	Gary Middle College West	\$0.00	\$0.00	0	\$6,359.20	\$6,586.79
9665	Geist Montessori Academy	\$5,401.38	\$5,385.28	\$5,508.34	\$5,587.34	\$5,729.41
2315	Goshen Community Schools	\$6,168.96	\$6,158.19	\$5,919.82	\$5,998.82	\$6,119.84
1010	Greater Clark County Schools	\$5,873.09	\$5,951.52	\$5,968.41	\$6,047.41	\$6,172.17
2120	Greater Jasper Con Schs	\$5,408.36	\$5,443.67	\$5,533.12	\$5,612.12	\$5,781.60
6755	Greencastle Community Sch Corp	\$5,826.69	\$5,885.69	\$5,956.73	\$6,035.73	\$6,184.93
3125	Greenfield-Central Com Schools	\$5,574.43	\$5,685.03	\$5,782.97	\$5,861.97	\$5,982.53
1730	Greensburg Community Schools	\$5,867.16	\$5,988.68	\$5,953.20	\$6,032.20	\$6,151.59
4245	Greenwood Community Sch Corp	\$5,763.19	\$5,858.44	\$5,904.00	\$5,983.00	\$6,109.37

Note that tuition support calculations for school corporations 5385 and 4690 may include innovation network charter schools as well as turnaround academies.

Appendix G: FY2016 to FY2020 Basic Plus Complexity Grant Totals per ADM by School Corporation

Corp	Corp Name	FY2016 Basic + Complexity per Avg ADM	FY2017 Basic + Complexity per Avg ADM	FY2018 Basic + Complexity per Fall ADM	FY2019 Basic + Complexity per Fall ADM	FY2020 Basic per Avg. ADM
4700	Griffith Public Schools	\$5,789.01	\$5,903.39	\$6,049.10	\$6,128.10	\$6,257.20
7610	Hamilton Community Schools	\$5,605.14	\$5,672.29	\$5,683.17	\$5,762.17	\$5,886.72
3025	Hamilton Heights School Corp	\$5,467.67	\$5,538.16	\$5,656.27	\$5,735.27	\$5,903.15
3005	Hamilton Southeastern Schools	\$5,175.64	\$5,271.32	\$5,399.34	\$5,478.34	\$5,663.34
9705	Hammond Academy of Science & Tech	\$5,892.98	\$6,007.43	\$6,033.53	\$6,112.53	\$6,452.11
4580	Hanover Community School Corp	\$5,376.26	\$5,480.83	\$5,559.31	\$5,638.31	\$5,812.29
9990	Heritage Inst of Arts and Tech	-	\$6,499.00	\$6,776.37	\$6,855.37	\$7,329.20
9650	Herron Charter	\$5,524.89	\$5,590.54	\$0.00	\$0.00	\$0.00
9805	Hoosier Academy - Indianapolis	\$5,468.72	\$5,597.26	\$6,032.47	\$6,111.47	\$6,691.18
9865	Hoosier Academy Virtual	\$5,199.50	\$5,481.65	\$5,823.33	\$0.00	\$0.00
9655	Hope Academy	\$5,327.08	\$5,431.28	\$5,980.81	\$6,059.81	\$6,570.00
3625	Huntington Co Com Sch Corp	\$5,751.33	\$5,868.35	\$5,906.13	\$5,985.13	\$6,110.47
9850	Imagine Life Sciences Acad - West	\$6,698.59	\$0.00	\$0.00	\$0.00	\$0.00
9625	IN Acad for Sci Math Humanities	\$5,266.36	\$5,326.17	\$5,434.02	\$5,513.02	\$5,631.22
9505	IN Agriculture and Technology Ch School	\$0.00	\$0.00	0	\$5,624.15	\$5,828.69
9905	IN Connections Academy	\$5,281.14	\$5,339.38	\$5,382.01	\$5,453.11	\$5,351.63
9035	IN Connections Career Academy HS Virtual Charter School	-	-	\$5,286.47	\$5,357.56	\$5,265.49
9490	Indiana College Preparatory School	\$7,011.21	\$7,161.50	\$7,137.70	\$0.00	\$0.00
9785	Indiana Math and Science Academy	\$6,607.18	\$6,757.35	\$6,617.47	\$6,696.47	\$6,843.39
9375	Indiana Math and Science Academy South	\$6,784.07	\$7,243.25	\$0.00	\$0.00	\$0.00
9895	Indiana Math Science Academy	\$6,605.09	\$6,733.64	\$6,599.42	\$6,678.42	\$7,051.80
9155	Indiana Virtual Pathways Academy	-	-	\$5,528.17	\$5,599.27	\$0.00
9890	Indiana Virtual School	\$5,797.86	\$5,856.78	\$5,518.97	\$5,590.07	\$0.00
9780	Indianapolis Acad of Excel -Chlng Fnd Aca	\$6,982.26	\$7,265.20	\$7,155.39	\$7,234.39	\$0.00
9770	Indianapolis Lighthouse East	\$7,309.17	\$7,463.73	\$7,259.44	\$7,338.44	\$0.00
9670	Indianapolis Metropolitan High Sch	\$7,104.36	\$7,123.63	\$7,042.50	\$7,121.50	\$7,281.75
5385	Indianapolis Public Schools	\$6,731.74	\$6,971.81	\$6,934.56	\$7,018.52	\$7,175.41
9575	Indpls Lighthouse Charter School	\$6,999.86	\$7,238.65	\$7,262.27	\$7,341.27	\$7,508.42
9120	Insight School of IN	-	\$5,620.02	\$5,773.78	\$5,844.88	\$5,689.62
9735	Inspire Academy	\$6,530.07	\$6,729.03	\$7,001.80	\$7,080.80	\$7,239.78
8675	Invent Learning Hub	\$0.00	\$0.00	\$0.00	\$0.00	\$8,019.42
9330	Irvington Community School	\$5,970.79	\$6,090.60	\$6,098.29	\$6,177.29	\$6,495.54
6900	Jac-Cen-Del Community Sch Corp	\$5,717.14	\$5,823.40	\$5,875.69	\$5,954.69	\$6,071.68
3945	Jay School Corp	\$5,866.12	\$5,931.34	\$5,930.55	\$6,009.55	\$6,133.99
4015	Jennings County Schools	\$6,037.08	\$6,116.79	\$6,105.02	\$6,184.02	\$6,314.87
7150	John Glenn School Corporation	\$5,698.64	\$5,749.79	\$5,690.96	\$5,769.96	\$5,927.60
9495	Joshua Academy	\$6,817.91	\$6,936.77	\$6,860.24	\$6,939.24	\$7,093.78
3785	Kankakee Valley School Corp	\$5,585.95	\$5,676.89	\$5,776.25	\$5,855.25	\$6,032.36
9400	KIPP Indpls College Preparatory	\$0.00	\$7,212.46	\$7,473.20	\$7,552.20	\$7,725.96
9410	KIPP Indy Unite Elementary	\$0.00	\$7,363.22	\$7,512.48	\$7,591.48	\$7,907.36
7525	Knox Community School Corp	\$6,037.08	\$6,158.90	\$6,225.34	\$6,304.34	\$6,438.97
3500	Kokomo-Center Twp Con Sch Corp	\$6,244.32	\$6,468.56	\$6,615.70	\$6,694.70	\$6,841.56
7855	Lafayette School Corporation	\$6,171.05	\$6,315.68	\$6,376.46	\$6,455.46	\$6,594.82
4615	Lake Central School Corp	\$5,286.94	\$5,379.61	\$5,518.25	\$5,597.25	\$5,768.83
4650	Lake Ridge Schools	\$6,797.68	\$7,006.14	\$7,066.92	\$7,145.92	\$7,306.94
4680	Lake Station Community Schools	\$6,450.17	\$6,536.16	\$6,626.67	\$6,705.67	\$6,852.88
4535	Lakeland School Corporation	\$5,839.60	\$5,849.59	\$5,751.12	\$5,830.12	\$6,006.19
3160	Lanesville Community School Corp	\$5,254.84	\$5,356.61	\$5,424.47	\$5,503.47	\$5,752.77
4945	LaPorte Community School Corp	\$5,889.84	\$6,015.57	\$6,125.19	\$6,204.19	\$6,333.93
1620	Lawrenceburg Com School Corp	\$5,773.66	\$5,947.27	\$5,993.54	\$6,072.54	\$6,199.89
0665	Lebanon Community School Corp	\$5,704.92	\$5,783.06	\$5,843.84	\$5,922.84	\$6,043.40
0815	Lew Cass School Corp	\$5,577.92	\$5,731.74	\$5,851.98	\$5,930.98	\$6,053.89
1895	Liberty-Perry Com School Corp	\$5,826.69	\$5,970.63	\$6,059.72	\$6,138.72	\$6,383.12
2950	Linton-Stockton School Corp	\$5,865.77	\$5,991.51	\$5,961.69	\$6,040.69	\$6,178.72
0875	Logansport Community Sch Corp	\$5,999.74	\$6,149.70	\$6,123.78	\$6,202.78	\$6,333.32
5525	Loogootee Community Sch Corp	\$5,643.87	\$5,726.08	\$5,787.92	\$5,866.92	\$5,982.59
8445	M S D Bluffton-Harrison	\$5,752.72	\$5,850.30	\$5,851.27	\$5,930.27	\$6,053.16
6460	M S D Boone Township	\$5,491.40	\$5,599.39	\$5,730.95	\$5,809.95	\$5,937.09
5300	M S D Decatur Township	\$6,051.38	\$6,152.89	\$6,207.65	\$6,286.65	\$6,449.92

Note that tuition support calculations for school corporations 5385 and 4690 may include innovation network charter schools as well as turnaround academies.

Appendix G: FY2016 to FY2020 Basic Plus Complexity Grant Totals per ADM by School Corporation

Corp	Corp Name	FY2016 Basic + Complexity per Avg ADM	FY2017 Basic + Complexity per Avg ADM	FY2018 Basic + Complexity per Fall ADM	FY2019 Basic + Complexity per Fall ADM	FY2020 Basic per Avg. ADM
5330	M S D Lawrence Township	\$6,017.89	\$6,139.44	\$6,203.40	\$6,282.40	\$6,407.87
5925	M S D Martinsville Schools	\$5,820.76	\$5,941.25	\$5,992.83	\$6,071.83	\$6,231.28
6590	M S D Mount Vernon	\$5,668.99	\$5,825.88	\$6,065.74	\$6,144.74	\$6,274.35
6600	M S D North Posey Co Schools	\$5,468.02	\$5,587.35	\$5,711.13	\$5,790.13	\$5,957.17
4860	M S D of New Durham Township	\$5,603.04	\$5,730.33	\$5,903.30	\$5,982.30	\$6,106.82
5350	M S D Pike Township	\$6,076.50	\$6,198.54	\$6,198.09	\$6,277.09	\$6,410.86
2960	M S D Shakamak Schools	\$5,932.76	\$6,044.95	\$6,201.28	\$6,280.28	\$6,429.84
0125	M S D Southwest Allen County	\$5,209.14	\$5,313.08	\$5,459.86	\$5,538.86	\$5,725.76
7615	M S D Steuben County	\$5,735.63	\$5,825.53	\$5,833.93	\$5,912.93	\$6,063.38
8050	M S D Wabash County Schools	\$5,672.82	\$5,760.41	\$5,931.25	\$6,010.25	\$6,135.65
8115	M S D Warren County	\$5,674.22	\$5,742.72	\$5,865.07	\$5,944.07	\$6,067.40
5360	M S D Warren Township	\$6,342.36	\$6,480.60	\$6,506.70	\$6,585.70	\$6,729.14
5370	M S D Washington Township	\$5,982.30	\$6,095.91	\$6,126.61	\$6,205.61	\$6,337.13
5375	M S D Wayne Township	\$6,375.51	\$6,468.92	\$6,422.11	\$6,501.11	\$6,625.65
5615	Maconaquah School Corp	\$5,928.92	\$6,076.44	\$6,111.39	\$6,190.39	\$6,321.44
3995	Madison Consolidated Schools	\$5,879.72	\$5,975.58	\$6,041.67	\$6,120.67	\$6,249.53
2825	Madison-Grant United Sch Corp	\$5,765.98	\$5,874.37	\$6,045.92	\$6,124.92	\$6,256.83
8045	Manchester Community Schools	\$5,797.38	\$5,868.70	\$5,813.41	\$5,892.41	\$6,046.96
9915	Marion Academy	\$6,711.50	\$6,857.50	\$6,855.29	\$6,934.29	\$0.00
2865	Marion Community Schools	\$6,434.73	\$6,691.87	\$6,926.77	\$7,005.77	\$7,162.40
9955	Mays Community Academy	\$5,634.45	\$5,765.01	\$6,236.32	\$6,315.32	\$6,450.28
3640	Medora Community School Corp	\$6,197.57	\$6,358.15	\$6,604.73	\$6,683.73	\$6,830.26
4600	Merrillville Community School	\$6,022.42	\$6,130.94	\$6,228.88	\$6,307.88	\$6,443.71
4925	Michigan City Area Schools	\$6,395.40	\$6,634.19	\$6,839.01	\$6,918.01	\$7,071.88
2275	Middlebury Community Schools	\$5,404.87	\$5,444.38	\$5,503.39	\$5,582.39	\$5,692.78
6910	Milan Community Schools	\$5,680.85	\$5,777.04	\$5,873.57	\$5,952.57	\$6,097.33
3335	Mill Creek Community Sch Corp	\$5,505.70	\$5,588.77	\$5,591.16	\$5,670.16	\$5,788.90
2855	Mississinewa Community School Corp	\$6,073.71	\$6,213.05	\$6,313.82	\$6,392.82	\$6,530.22
5085	Mitchell Community Schools	\$5,911.12	\$6,013.80	\$6,059.01	\$6,138.01	\$6,318.88
6820	Monroe Central School Corp	\$5,864.37	\$5,955.41	\$6,025.39	\$6,104.39	\$6,232.74
5740	Monroe County Com Sch Corp	\$5,612.47	\$5,744.84	\$5,877.46	\$5,956.46	\$6,101.34
5900	Monroe-Gregg School District	\$5,542.34	\$5,634.78	\$5,761.03	\$5,840.03	\$5,969.94
5930	Mooresville Con School Corp	\$5,653.98	\$5,771.73	\$5,845.26	\$5,924.26	\$6,052.43
3135	Mt Vernon Community Sch Corp	\$5,366.84	\$5,457.47	\$5,559.31	\$5,638.31	\$5,816.28
1970	Muncie Community Schools	\$6,480.53	\$6,761.24	\$6,975.26	\$7,054.26	\$7,212.40
9730	Neighbors New Vista High School	\$6,250.34	\$6,182.97	\$6,150.32	\$6,229.32	\$6,863.83
8305	Nettle Creek School Corp	\$5,683.29	\$5,740.59	\$5,795.71	\$5,874.71	\$5,995.86
2400	New Albany-Floyd Co Con Sch	\$5,731.44	\$5,858.09	\$5,948.60	\$6,027.60	\$6,152.11
3445	New Castle Community Sch Corp	\$6,078.94	\$6,284.54	\$6,309.93	\$6,388.93	\$6,526.20
9340	New Community School	\$5,813.08	\$5,906.93	\$0.00	\$0.00	\$0.00
4805	New Prairie United School Corp	\$5,593.28	\$5,682.55	\$5,735.90	\$5,814.90	\$5,934.03
9930	Nexus Academy of Indianapolis	\$5,926.83	\$6,061.94	\$6,225.72	\$0.00	\$0.00
4255	Nineveh-Hensley-Jackson United	\$5,514.42	\$5,603.63	\$5,625.84	\$5,704.84	\$5,847.46
3070	Noblesville Schools	\$5,357.77	\$5,452.16	\$5,530.29	\$5,609.29	\$5,790.36
0025	North Adams Community Schools	\$5,777.84	\$5,902.32	\$6,004.51	\$6,083.51	\$6,223.25
6375	North Central Parke Con Sch Corp	\$5,910.77	\$6,039.99	\$6,193.14	\$6,272.14	\$6,405.75
1375	North Daviess Com Schools	\$5,651.89	\$5,734.93	\$5,752.53	\$5,831.53	\$6,005.35
2735	North Gibson School Corp	\$5,853.21	\$6,001.42	\$6,165.54	\$6,244.54	\$6,377.28
3180	North Harrison Com School Corp	\$5,709.81	\$5,834.02	\$5,878.52	\$5,957.52	\$6,081.27
7515	North Judson-San Pierre Sch Corp	\$5,907.60	\$6,048.13	\$6,232.07	\$6,311.07	\$6,537.89
4315	North Knox School Corp	\$5,875.15	\$5,975.58	\$6,224.64	\$6,303.64	\$6,438.24
5075	North Lawrence Com Schools	\$5,803.66	\$5,910.11	\$5,942.58	\$6,021.58	\$6,147.33
5620	North Miami Community Schools	\$5,610.37	\$5,691.75	\$5,740.86	\$5,819.86	\$5,939.28
5835	North Montgomery Com Sch Corp	\$5,583.16	\$5,666.98	\$5,711.84	\$5,790.84	\$5,953.52
5945	North Newton School Corp	\$5,722.02	\$5,788.01	\$5,963.81	\$6,042.81	\$6,169.23
6715	North Putnam Community Schools	\$5,753.07	\$5,837.56	\$5,868.61	\$5,947.61	\$6,071.05
7385	North Spencer County Sch Corp	\$5,397.54	\$5,463.13	\$5,603.90	\$5,682.90	\$5,861.90
8010	North Vermillion Com Sch Corp	\$5,783.08	\$5,858.79	\$6,080.60	\$6,159.60	\$6,289.68
3295	North West Hendricks Schools	\$5,289.03	\$5,378.55	\$5,452.43	\$5,531.43	\$5,698.66

Note that tuition support calculations for school corporations 5385 and 4690 may include innovation network charter schools as well as turnaround academies.

Appendix G: FY2016 to FY2020 Basic Plus Complexity Grant Totals per ADM by School Corporation

Corp	Corp Name	FY2016 Basic + Complexity per Avg ADM	FY2017 Basic + Complexity per Avg ADM	FY2018 Basic + Complexity per Fall ADM	FY2019 Basic + Complexity per Fall ADM	FY2020 Basic per Avg. ADM
8515	North White School Corp	\$6,021.03	\$6,008.49	\$5,911.79	\$5,990.79	\$6,115.58
2040	Northeast Dubois Co Sch Corp	\$5,397.54	\$5,436.59	\$5,444.64	\$5,523.64	\$5,689.18
7645	Northeast School Corp	\$5,885.65	\$5,983.72	\$6,125.55	\$6,204.55	\$6,351.37
8375	Northeastern Wayne Schools	\$5,629.91	\$5,707.33	\$5,738.02	\$5,817.02	\$5,996.16
8435	Northern Wells Com Schools	\$5,446.04	\$5,520.11	\$5,616.28	\$5,695.28	\$5,810.80
0225	Northwest Allen County Schools	\$5,211.93	\$5,298.22	\$5,422.70	\$5,501.70	\$5,677.21
7350	Northwestern Con School Corp	\$5,566.41	\$5,662.38	\$5,718.91	\$5,797.91	\$5,931.25
3470	Northwestern School Corp	\$5,456.51	\$5,559.39	\$5,601.42	\$5,680.42	\$5,823.21
5625	Oak Hill United School Corp	\$5,633.40	\$5,761.47	\$5,851.63	\$5,930.63	\$6,053.53
9640	Options Charter Sch - Noblesville	\$5,751.68	\$5,812.79	\$5,758.90	\$5,837.90	\$5,582.35
9325	Options Charter School	\$5,659.92	\$5,715.11	\$5,514.36	\$5,593.36	\$5,480.63
7495	Oregon-Davis School Corp	\$5,895.42	\$6,051.32	\$6,160.94	\$6,239.94	\$6,372.54
6145	Orleans Community Schools	\$5,846.93	\$5,918.60	\$5,893.03	\$5,972.03	\$6,239.68
9030	Otwell Miller Academy Charter School	-	-	\$6,393.79	\$6,472.80	\$6,612.71
6155	Paoli Community School Corp	\$5,995.21	\$6,167.04	\$6,115.64	\$6,194.64	\$6,325.82
9165	Paramount Englewood	-	-	-	-	\$6,400.64
9060	Paramount School of Excellence II	\$0.00	\$0.00	\$0.00	\$6,932.52	\$7,178.09
9680	Paramount School of Excellence Inc	\$6,872.34	\$7,108.77	\$7,094.17	\$7,173.17	\$7,335.04
7175	Penn-Harris-Madison Sch Corp	\$5,410.10	\$5,502.06	\$5,596.46	\$5,675.46	\$5,804.23
6325	Perry Central Com Schools Corp	\$5,594.67	\$5,633.36	\$5,775.89	\$5,854.89	\$6,034.22
5340	Perry Township Schools	\$6,024.17	\$6,156.78	\$6,225.34	\$6,304.34	\$6,438.97
5635	Peru Community Schools	\$6,138.61	\$6,283.47	\$6,271.00	\$6,350.00	\$6,486.05
9045	Phalen Academy MS Charter School	-	-	\$7,206.00	\$7,285.00	\$7,449.45
9925	Phalen Ldrshp Acad - IN Inc	\$6,693.71	\$6,950.93	\$6,745.58	\$6,824.58	\$6,984.28
6445	Pike County School Corp	\$5,724.11	\$5,826.24	\$5,865.07	\$5,944.07	\$6,091.12
9085	pilotED Schools	\$0.00	\$0.00	\$0.00	\$7,308.71	\$7,566.09
0775	Pioneer Regional School Corp	\$5,629.21	\$5,688.92	\$5,715.73	\$5,794.73	\$5,970.31
3330	Plainfield Community Sch Corp	\$5,456.51	\$5,544.53	\$5,615.58	\$5,694.58	\$5,810.07
5485	Plymouth Community School Corp	\$5,842.04	\$5,854.55	\$5,810.22	\$5,889.22	\$6,010.82
6550	Portage Township Schools	\$5,882.51	\$5,990.09	\$6,064.67	\$6,143.67	\$6,273.26
6520	Porter Township School Corp	\$5,294.97	\$5,372.18	\$5,502.68	\$5,581.68	\$5,744.01
4515	Prairie Heights Com Sch Corp	\$5,644.21	\$5,710.51	\$5,772.35	\$5,851.35	\$6,013.38
8635	Purdue Polytech	-	-	-	-	\$6,460.50
6825	Randolph Central School Corp	\$5,948.80	\$6,064.41	\$6,079.89	\$6,158.89	\$6,288.95
6835	Randolph Eastern School Corp	\$6,086.27	\$6,178.72	\$6,229.95	\$6,308.95	\$6,443.71
6805	Randolph Southern School Corp	\$5,839.60	\$6,014.16	\$6,082.02	\$6,161.02	\$6,291.14
9690	Renaissance Academy Charter School	\$5,405.57	\$5,572.84	\$5,602.48	\$5,681.48	\$5,944.76
3815	Rensselaer Central School Corp	\$5,775.75	\$5,883.57	\$6,014.07	\$6,093.07	\$6,221.06
5705	Richland-Bean Blossom C S C	\$5,603.74	\$5,736.34	\$5,779.78	\$5,858.78	\$5,979.43
8385	Richmond Community Schools	\$6,399.23	\$6,572.61	\$6,685.77	\$6,764.77	\$6,913.83
6080	Rising Sun-Ohio Co Com	\$5,587.00	\$5,682.20	\$5,733.07	\$5,812.07	\$6,011.63
4590	River Forest Community Sch Corp	\$6,422.61	\$6,602.69	\$6,742.39	\$6,821.39	\$6,976.98
2645	Rochester Community Sch Corp	\$5,839.60	\$5,926.04	\$6,024.68	\$6,103.68	\$6,232.01
9875	Rock Creek Community Academy	\$5,325.67	\$5,463.13	\$5,593.99	\$5,672.99	\$5,997.32
1180	Rossville Con School District	\$5,370.68	\$5,461.01	\$5,668.66	\$5,747.66	\$5,864.82
9465	Rural Community Schools Inc	\$6,041.62	\$6,219.06	\$6,305.33	\$6,384.33	\$6,521.46
6995	Rush County Schools	\$5,776.45	\$5,894.18	\$5,923.47	\$6,002.47	\$6,130.91
8205	Salem Community Schools	\$5,871.00	\$5,993.63	\$6,082.72	\$6,161.72	\$6,291.64
4670	School City of East Chicago	\$7,089.71	\$7,280.06	\$7,293.42	\$7,372.42	\$7,540.54
4710	School City of Hammond	\$6,651.84	\$6,717.00	\$6,663.83	\$6,742.83	\$6,889.76
4730	School City of Hobart	\$5,717.48	\$5,803.59	\$5,890.56	\$5,969.56	\$6,179.09
7200	School City of Mishawaka	\$6,076.85	\$6,221.19	\$6,308.16	\$6,387.16	\$6,524.38
4720	School Town of Highland	\$5,558.04	\$5,652.47	\$5,772.35	\$5,851.35	\$6,023.23
4740	School Town of Munster	\$5,251.00	\$5,335.02	\$5,433.67	\$5,512.67	\$5,726.85
5400	School Town of Speedway	\$5,984.04	\$6,108.65	\$6,182.52	\$6,261.52	\$6,394.80
7230	Scott County School District 1	\$6,267.70	\$6,344.70	\$6,272.06	\$6,351.06	\$6,487.15
7255	Scott County School District 2	\$5,921.24	\$6,012.39	\$6,109.27	\$6,188.27	\$6,319.25
9485	SE Neighborhood Sch of Excellence	\$6,928.86	\$7,050.02	\$7,107.97	\$7,186.97	\$7,349.28
9985	Seven Oaks Classical School	-	\$5,681.49	\$5,932.32	\$6,011.32	\$6,136.75

Note that tuition support calculations for school corporations 5385 and 4690 may include innovation network charter schools as well as turnaround academies.

Appendix G: FY2016 to FY2020 Basic Plus Complexity Grant Totals per ADM by School Corporation

Corp	Corp Name	FY2016 Basic + Complexity per Avg ADM	FY2017 Basic + Complexity per Avg ADM	FY2018 Basic + Complexity per Fall ADM	FY2019 Basic + Complexity per Fall ADM	FY2020 Basic per Avg. ADM
3675	Seymour Community Schools	\$5,859.49	\$5,925.33	\$5,929.13	\$6,008.13	\$6,133.46
7285	Shelby Eastern Schools	\$5,605.49	\$5,751.56	\$5,721.75	\$5,800.75	\$5,960.45
7365	Shelbyville Central Schools	\$5,896.82	\$6,003.54	\$6,017.61	\$6,096.61	\$6,224.71
3435	Shenandoah School Corporation	\$5,663.40	\$5,806.06	\$5,758.90	\$5,837.90	\$6,034.55
3055	Sheridan Community Schools	\$5,566.41	\$5,660.26	\$5,722.45	\$5,801.45	\$5,958.19
5520	Shoals Community School Corp	\$6,041.20	\$6,119.26	\$6,045.92	\$6,124.92	\$6,253.91
9315	Signature School Inc	\$6,017.89	\$6,178.72	\$6,272.77	\$6,351.77	\$6,487.88
9760	Smith Academy for Excellence	\$6,557.98	\$6,681.26	\$7,140.88	\$7,219.89	\$7,383.22
8625	Smith-Green Community Schools	\$5,411.85	\$5,487.20	\$5,518.25	\$5,597.25	\$5,778.68
0035	South Adams Schools	\$5,717.14	\$5,761.12	\$5,843.84	\$5,922.84	\$6,044.83
7205	South Bend Community Sch Corp	\$6,343.06	\$6,518.46	\$6,639.41	\$6,718.41	\$6,866.02
4940	South Central Com School Corp	\$5,435.22	\$5,535.68	\$5,652.73	\$5,731.73	\$5,869.20
1600	South Dearborn Com School Corp	\$5,791.45	\$5,963.19	\$6,022.91	\$6,101.91	\$6,242.96
2765	South Gibson School Corp	\$5,384.98	\$5,489.68	\$5,632.56	\$5,711.56	\$5,849.49
3190	South Harrison Com Schools	\$5,748.54	\$5,865.52	\$5,914.62	\$5,993.62	\$6,108.09
3415	South Henry School Corp	\$5,770.17	\$5,877.20	\$5,862.95	\$5,941.95	\$6,088.20
4325	South Knox School Corp	\$5,451.62	\$5,529.67	\$5,672.20	\$5,751.20	\$5,906.22
5255	South Madison Com Sch Corp	\$5,525.24	\$5,616.02	\$5,625.13	\$5,704.13	\$5,875.39
5845	South Montgomery Com Sch Corp	\$5,636.54	\$5,755.81	\$5,793.23	\$5,872.23	\$5,993.30
5995	South Newton School Corp	\$5,990.32	\$6,060.52	\$6,120.59	\$6,199.59	\$6,345.16
6705	South Putnam Community Schools	\$5,708.41	\$5,757.22	\$5,789.34	\$5,868.34	\$5,989.29
6865	South Ripley Com Sch Corp	\$5,856.70	\$5,977.00	\$6,138.29	\$6,217.29	\$6,349.18
7445	South Spencer County Sch Corp	\$5,752.72	\$5,866.58	\$5,938.69	\$6,017.69	\$6,143.32
8020	South Vermillion Com Sch Corp	\$5,851.81	\$5,992.57	\$6,148.90	\$6,227.90	\$6,368.52
2100	Southeast Dubois Co Sch Corp	\$5,309.62	\$5,332.54	\$5,414.91	\$5,493.91	\$5,676.48
2455	Southeast Fountain School Corp	\$5,835.06	\$5,989.74	\$6,101.83	\$6,180.83	\$6,309.97
3115	Southern Hancock Co Com Sch Corp	\$5,287.29	\$5,398.72	\$5,555.41	\$5,634.41	\$5,780.87
8425	Southern Wells Com Schools	\$5,530.47	\$5,652.47	\$5,732.72	\$5,811.72	\$5,930.89
2110	Southwest Dubois Co Sch Corp	\$5,676.31	\$5,670.17	\$5,681.40	\$5,760.40	\$5,877.96
6260	Southwest Parke Com Sch Corp	\$6,044.75	\$6,211.63	\$6,250.83	\$6,329.83	\$6,465.25
7715	Southwest School Corp	\$5,866.81	\$5,953.29	\$5,990.00	\$6,069.00	\$6,203.91
7360	Southwestern Con Sch Shelby Co	\$5,590.83	\$5,692.46	\$5,748.29	\$5,827.29	\$5,944.68
4000	Southwestern-Jefferson Co Con	\$5,979.16	\$6,070.43	\$6,159.17	\$6,238.17	\$6,369.06
6195	Spencer-Owen Community Schools	\$5,897.52	\$6,044.95	\$6,079.54	\$6,158.54	\$6,288.59
6160	Springs Valley Com School Corp	\$5,827.74	\$5,969.56	\$6,025.75	\$6,104.75	\$6,224.06
9980	Steel City Academy/Global Leadership Acad	-	\$7,113.72	\$7,345.08	\$7,424.08	\$7,706.61
9960	Success Academy Primary School	\$6,817.91	\$6,965.44	\$6,904.83	\$6,983.83	\$7,139.77
1560	Sunman-Dearborn Com Sch Corp	\$5,347.30	\$5,428.45	\$5,524.98	\$5,603.98	\$5,742.18
7775	Switzerland County School Corp	\$5,913.57	\$6,037.51	\$6,093.69	\$6,172.69	\$6,303.19
3460	Taylor Community School Corp	\$5,958.57	\$6,142.98	\$6,317.71	\$6,396.71	\$6,562.70
6350	Tell City-Troy Twp School Corp	\$5,784.82	\$5,917.90	\$5,958.15	\$6,037.15	\$6,173.28
9835	The Bloomington Project School	\$5,483.72	\$5,526.13	\$5,616.64	\$5,695.64	\$5,822.85
9460	Thea Bowman Leadership Academy	\$6,580.75	\$6,776.81	\$6,937.75	\$7,016.75	\$7,211.67
9740	Thurgood Marshall Leadership Academy	\$7,105.42	\$7,295.97	\$7,915.93	\$7,994.93	\$0.00
9350	Timothy L Johnson Academy	\$7,314.05	\$7,607.41	\$7,703.23	\$7,782.23	\$7,963.21
9195	Timothy L Johnson Leadership Academy MS	\$0.00	\$0.00	\$0.00	\$7,383.74	\$7,643.47
9940	Tindley Collegiate Academy	\$6,098.83	\$6,229.33	\$6,378.23	\$6,457.23	\$0.00
9425	Tindley Genesis Academy	\$6,960.61	\$7,110.18	\$6,583.85	\$6,662.85	\$6,808.71
9745	Tindley Preparatory Academy	\$6,116.64	\$6,253.04	\$6,302.85	\$0.00	\$0.00
9945	Tindley Renaissance Academy	\$6,295.96	\$6,434.59	\$6,554.47	\$6,633.47	\$0.00
9430	Tindley Summit Academy	\$6,390.86	\$6,738.24	\$6,972.78	\$7,051.78	\$7,209.85
7865	Tippecanoe School Corp	\$5,560.13	\$5,641.15	\$5,704.40	\$5,783.40	\$5,914.46
4445	Tippecanoe Valley School Corp	\$5,874.49	\$5,897.72	\$5,830.75	\$5,909.75	\$6,041.48
7945	Tipton Community School Corp	\$5,644.91	\$5,761.47	\$5,755.37	\$5,834.37	\$5,954.25
7935	Tri-Central Community Schools	\$5,629.91	\$5,702.02	\$5,738.73	\$5,817.73	\$5,959.72
8535	Tri-County School Corp	\$5,631.95	\$5,697.77	\$5,838.89	\$5,917.89	\$6,040.39
4645	Tri-Creek School Corporation	\$5,380.45	\$5,490.74	\$5,638.93	\$5,717.93	\$5,887.27
5495	Triton School Corporation	\$5,634.10	\$5,714.40	\$5,808.80	\$5,887.80	\$6,009.36
4915	Tri-Township Cons School Corp	\$5,587.34	\$5,669.81	\$5,833.22	\$5,912.22	\$6,077.98

Note that tuition support calculations for school corporations 5385 and 4690 may include innovation network charter schools as well as turnaround academies.

Appendix G: FY2016 to FY2020 Basic Plus Complexity Grant Totals per ADM by School Corporation

Corp	Corp Name	FY2016 Basic + Complexity per Avg ADM	FY2017 Basic + Complexity per Avg ADM	FY2018 Basic + Complexity per Fall ADM	FY2019 Basic + Complexity per Fall ADM	FY2020 Basic per Avg. ADM
8565	Twin Lakes School Corp	\$5,736.32	\$5,776.34	\$5,791.82	\$5,870.82	\$6,039.29
7950	Union Co/Clg Corner Joint Sch Dist	\$5,757.61	\$5,821.99	\$5,808.80	\$5,887.80	\$6,009.36
6795	Union School Corporation	\$5,968.69	\$6,175.53	\$6,434.15	\$6,513.15	\$6,013.04
6530	Union Township School Corp	\$5,340.67	\$5,469.15	\$5,632.92	\$5,711.92	\$5,827.96
7215	Union-North United School Corp	\$5,762.14	\$5,831.54	\$5,908.96	\$5,987.96	\$6,112.66
6560	Valparaiso Community Schools	\$5,483.37	\$5,590.89	\$5,648.84	\$5,727.84	\$5,855.70
9080	Vanguard Collegiate of Indianapolis	\$0.00	\$0.00	\$0.00	\$7,028.43	\$7,277.01
9360	Veritas Academy	\$6,371.67	\$6,572.96	\$0.00	\$0.00	\$0.00
8030	Vigo County School Corp	\$5,978.81	\$6,175.89	\$6,283.38	\$6,362.38	\$6,502.87
4335	Vincennes Community Sch Corp	\$6,061.15	\$6,224.02	\$6,374.34	\$6,453.34	\$6,592.63
9935	Vision Academy	\$6,939.68	\$7,143.45	\$7,175.57	\$7,254.57	\$7,418.99
8060	Wabash City Schools	\$5,983.35	\$6,055.92	\$6,151.03	\$6,230.03	\$6,362.32
2285	Wa-Nee Community Schools	\$5,479.19	\$5,500.29	\$5,533.82	\$5,612.82	\$5,776.41
8130	Warrick County School Corp	\$5,467.67	\$5,552.67	\$5,637.87	\$5,716.87	\$5,868.84
4415	Warsaw Community Schools	\$5,736.67	\$5,765.72	\$5,815.17	\$5,894.17	\$6,015.93
1405	Washington Com Schools	\$6,079.99	\$6,160.67	\$6,222.16	\$6,301.16	\$6,435.68
4345	Wawasee Community School Corp	\$5,666.89	\$5,714.40	\$5,800.66	\$5,879.66	\$6,000.97
1885	Wes-Del Community Schools	\$5,767.38	\$5,881.09	\$6,005.22	\$6,084.22	\$6,249.17
6630	West Central School Corp	\$5,829.13	\$5,904.45	\$5,965.23	\$6,044.23	\$6,170.69
0940	West Clark Community Schools	\$5,502.91	\$5,558.33	\$5,606.02	\$5,685.02	\$5,820.66
7875	West Lafayette Com School Corp	\$5,201.11	\$5,318.74	\$5,524.98	\$5,603.98	\$5,761.89
6065	West Noble School Corporation	\$6,106.51	\$6,100.86	\$5,914.51	\$5,993.51	\$6,114.37
8220	West Washington School Corp	\$5,954.95	\$6,060.52	\$6,071.04	\$6,150.04	\$6,279.83
0615	Western Boone Co Com Sch Dist	\$5,554.20	\$5,593.37	\$5,686.71	\$5,765.71	\$5,883.44
3490	Western School Corp	\$5,495.93	\$5,630.53	\$5,767.40	\$5,846.40	\$6,002.06
8355	Western Wayne Schools	\$5,877.28	\$5,936.30	\$5,954.26	\$6,033.26	\$6,159.38
3030	Westfield-Washington Schools	\$5,217.16	\$5,306.36	\$5,448.18	\$5,527.18	\$5,706.78
4525	Westview School Corporation	\$5,542.69	\$5,580.98	\$5,579.37	\$5,658.37	\$5,839.89
2980	White River Valley Sch Dist	\$5,916.28	\$6,032.91	\$6,131.21	\$6,210.21	\$6,341.88
4760	Whiting School City	\$6,140.96	\$6,179.43	\$6,178.63	\$6,257.63	\$6,390.79
4455	Whitko Community School Corp	\$5,673.17	\$5,728.91	\$5,807.39	\$5,886.39	\$6,018.61
8665	Whitley Co Cons Schools	\$5,513.03	\$5,607.53	\$5,627.96	\$5,706.96	\$5,842.56
9845	Xavier School of Excellence	\$6,561.82	\$6,814.32	\$6,976.32	\$0.00	\$0.00
1910	Yorktown Community Schools	\$5,543.73	\$5,685.74	\$5,858.35	\$5,937.35	\$6,068.49
0630	Zionsville Community Schools	\$5,045.85	\$5,152.76	\$5,314.76	\$5,393.76	\$5,591.44